

FIVBTM



VOLLEYBALL
MEN'S WORLD
CHAMPIONSHIP
POLAND 2014

Öæñ Áó ||^ç Áp[È

FIVB Men's Volleyball World Championship 2014 Pool A - Preliminary Round

Match: 37 **Date:** 06.09.2014 **Spectators:** 4'869
City: Wroclaw
Hall: Hala Stulecia
Match duration: Start: 13:10 End: 14:35 Total: 1:25

| Teams | Sets | 1 | 2 | 3 | 4 | 5 | Total |
|---------------------|----------|------|------|------|---|---|-------|
| ARG | 3 | 25 | 25 | 25 | | | 75 |
| AUS | 0 | 18 | 19 | 18 | | | 55 |
| Set duration | | 0:21 | 0:24 | 0:27 | | | 1:12 |

Referees: LABASTA Milan (CZE) & VEREECKE Philippe (FRA)

| ARG • Argentina | | 1 | 2 | 3 | 4 | 5 | Pts |
|-----------------|---------------------|---|---|---|---|---|-----|
| 1 | Darraidou Santiago | | | □ | □ | | 1 |
| 2 | Filardi Javier | ■ | ■ | ■ | | | 4 |
| 5 | Uriarte Nicolás | ■ | ■ | ■ | | | 1 |
| 7 | Conte Facundo | ■ | ■ | ■ | | | 19 |
| 9 | Quiroga Rodrigo | | | | | | |
| 10 | Gonzalez José Luis | ■ | ■ | ■ | | | 6 |
| 11 | Solé Sebastian | ■ | ■ | ■ | | | 11 |
| 14 | Crer Pablo | | | | | | |
| 15 | De Cecco Luciano | | | □ | □ | | |
| 16 | Ramos Martin | ■ | ■ | ■ | | | 10 |
| 20 | Toro Alejandro | | | | | | |
| 21 | L Closter Sebastián | L | L | L | | | |

Coach: VELASCO Julio (ARG)
Assistant: ALVAREZ Julian (ARG)

| AUS • Australia | | 1 | 2 | 3 | 4 | 5 | Pts |
|-----------------|----------------------------|---|---|---|---|---|-----|
| 1 | Zingel Aidan | ■ | ■ | ■ | | | 7 |
| 3 | Roberts Nathan | | | | ■ | | 2 |
| 5 | Passier Travis | | | | □ | | |
| 6 | Edgar Thomas | ■ | ■ | ■ | | | 13 |
| 7 | Peacock Harrison | □ | ■ | ■ | | | |
| 9 | White Adam | ■ | ■ | | | | 2 |
| 11 | L Perry Luke | L | L | L | | | |
| 12 | Mote Nehemiah | ■ | ■ | ■ | | | 4 |
| 14 | Sukochev Grigory | ■ | | | | | |
| 15 | Douglas-Powell Thomas Ewen | □ | ■ | ■ | | | 4 |
| 16 | Smith Luke | ■ | | | | | 2 |
| 17 | Carroll Paul | □ | □ | □ | | | |

Coach: Uriarte, Jon Emili (ARG)
Assistant: Ilott, Daniel John (AUS)

TEAMS AND PLAYERS PERFORMANCES

| Won Pts | Total Atts | No Name | Scoring Skills | Won Pts | Total Atts | No Name |
|-----------|------------|-------------------|--------------------|-----------|------------|--------------------------|
| 41 | 80 | Total Team | | 27 | 76 | Total Team |
| 16 | 28 | 7 Conte Facundo | Spike | 12 | 26 | 6 Edgar Thomas |
| 8 | 12 | 11 Solé Sebastian | | 5 | 7 | 1 Zingel Aidan |
| 7 | 8 | 16 Ramos Martin | | 3 | 8 | 12 Mote Nehemiah |
| 3 | 53 | Total Team | Block | 6 | 56 | Total Team |
| 2 | 12 | 7 Conte Facundo | | 2 | 4 | 15 Douglas-Powell Thomas |
| 1 | 16 | 16 Ramos Martin | | 2 | 14 | 1 Zingel Aidan |
| 8 | 74 | Total Team | Serve | 1 | 56 | Total Team |
| 3 | 19 | 11 Solé Sebastian | | 1 | 8 | 6 Edgar Thomas |
| 2 | 12 | 2 Filardi Javier | | | | |
| 23 | | Total Team | Opp. error | 21 | | Total Team |
| 75 | 207 | Total Team | Total | 55 | 188 | Total Team |
| 19 | 51 | 7 Conte Facundo | Best Scorer | 13 | 42 | 6 Edgar Thomas |

■ Starting line-up Pts = Points scored [nn] = Captain
□ Substitute Atts = Attempts L = Libero
Opp = Opponent



FIVB Men's Volleyball World Championship 2014 Pool B - Preliminary Round

Match: 38 **Date:** 06.09.2014 **Spectators:** 1'020
City: Katowice
Hall: Spodek
Match duration: Start: 13:10 End: 15:28 Total: 2:18

| Teams | Sets | 1 | 2 | 3 | 4 | 5 | Total |
|---------------------|----------|------|------|------|------|------|-------|
| CUB | 3 | 16 | 25 | 25 | 20 | 15 | 101 |
| TUN | 2 | 25 | 20 | 23 | 25 | 13 | 106 |
| Set duration | | 0:22 | 0:26 | 0:28 | 0:26 | 0:17 | 1:59 |

Referees: MAROSZEK Wojciech (POL) & SHAHMIRI Mohammad (IRI)

| CUB • Cuba | | 1 | 2 | 3 | 4 | 5 | Pts |
|------------|--------------------------------|---|---|---|---|---|-----|
| 2 | Romero Valdes Inovel | ☐ | | ☐ | | ■ | 1 |
| 3 | Calvo Manzano Ricardo Norberto | ☐ | ☐ | | ☐ | | |
| 4 | Jimenez Scull Javier Ernesto | ■ | ■ | ■ | ■ | ■ | 23 |
| 5 | Macias Infante Leandro | ■ | ■ | ■ | ■ | ■ | 3 |
| 6 | L Gutierrez Torna Keibel | L | L | L | L | L | |
| 8 | Cepeda Abreu Rolando | ■ | ■ | ■ | ■ | ■ | 24 |
| 9 | Osoria Rodriguez Livan | ☐ | | | | | |
| 12 | Alfonso Gavilan Abrahan | | | ☐ | ☐ | ☐ | |
| 13 | Fiel Rodriguez David | ■ | ■ | ■ | ■ | ■ | 9 |
| 16 | Mesa Sandoval Isbel | | | ☐ | | | |
| 17 | Chapman Piñeiro Felix Emilio | ■ | ■ | ■ | ■ | ■ | 8 |
| 20 | Uriarte Mestre Osmany Santiago | ■ | ■ | ■ | ■ | | 5 |

Coach: Rodolfo Luis Sanchez (CUB)
Assistant: Victor Andres Garcia (CUB)

| TUN • Tunisia | | 1 | 2 | 3 | 4 | 5 | Pts |
|---------------|-------------------------------|---|---|---|---|---|-----|
| 2 | Kadhi Ahmed | ■ | ■ | ■ | ■ | ■ | 9 |
| 4 | Garci Marouen | ■ | ■ | ■ | ■ | ■ | 17 |
| 5 | Sellami Samir | ■ | ■ | ■ | ■ | ■ | 2 |
| 6 | Ben Othmen Miladi Mohamed Ali | ■ | ■ | ■ | ■ | ■ | 16 |
| 7 | Karamosli Elyes | | | | ☐ | ■ | 3 |
| 10 | Nagga Hamza | | ☐ | | ☐ | | |
| 11 | Moalla Ismail | ■ | ■ | ■ | ■ | | 9 |
| 12 | L Taouerghi Anouer | L | L | L | L | L | |
| 15 | Kaabi Hichem | | | | ☐ | | 2 |
| 16 | Ben Slimene Khaled | ☐ | ☐ | ☐ | ☐ | ■ | 1 |
| 20 | Agrebi Omar | ■ | ■ | ■ | ■ | ■ | 6 |
| 21 | Miladi Nabil | | | | | | |

Coach: Fethi Mkaouer (TUN)
Assistant: Riadh Hedhili (TUN)

TEAMS AND PLAYERS PERFORMANCES

| Won Pts | Total Atts | No Name | Scoring Skills | Won Pts | Total Atts | No Name |
|------------|------------|--------------------------|--------------------|------------|------------|---------------------|
| 57 | 140 | Total Team | | 50 | 119 | Total Team |
| 23 | 45 | 8 Cepeda Abreu Rolando | Spike | 17 | 45 | 4 Garci Marouen |
| 20 | 42 | 4 Jimenez Scull Javier | | 15 | 31 | 6 Ben Othmen Miladi |
| 5 | 7 | 13 Fiel Rodriguez David | | 6 | 9 | 2 Kadhi Ahmed |
| 12 | 84 | Total Team | | 11 | 95 | Total Team |
| 6 | 25 | 17 Chapman Piñeiro Felix | Block | 4 | 31 | 20 Agrebi Omar |
| 4 | 28 | 13 Fiel Rodriguez David | | 2 | 11 | 11 Moalla Ismail |
| 2 | 6 | 4 Jimenez Scull Javier | | 2 | 26 | 2 Kadhi Ahmed |
| 4 | 101 | Total Team | | 4 | 107 | Total Team |
| 1 | 24 | 8 Cepeda Abreu Rolando | Serve | 1 | 3 | 15 Kaabi Hichem |
| 1 | 16 | 4 Jimenez Scull Javier | | 1 | 16 | 20 Agrebi Omar |
| 1 | 12 | 17 Chapman Piñeiro Felix | | 1 | 13 | 11 Moalla Ismail |
| 28 | | Total Team | Opp. error | 41 | | Total Team |
| 101 | 325 | Total Team | Total | 106 | 321 | Total Team |
| 24 | 75 | 8 Cepeda Abreu Rolando | Best Scorer | 17 | 64 | 4 Garci Marouen |

■ Starting line-up Pts = Points scored [nn] = Captain
☐ Substitute Atts = Attempts L = Libero
Opp = Opponent



FIVB Men's Volleyball World Championship 2014 Pool C - Preliminary Round

Match: 39 **Date:** 06.09.2014 **Spectators:** 3'000
City: Gdansk
Hall: Ergo Arena
Match duration: Start: 13:10 End: 15:45 Total: 2:35

| Teams | Sets | 1 | 2 | 3 | 4 | 5 | Total |
|---------------------|----------|------|------|------|------|------|-------|
| BUL | 3 | 25 | 26 | 23 | 20 | 15 | 109 |
| EGY | 2 | 22 | 24 | 25 | 25 | 11 | 107 |
| Set duration | | 0:27 | 0:32 | 0:32 | 0:28 | 0:17 | 2:16 |

Referees: Piotr DUDEK (POL) & Yuri RAMIREZ (DOM)

| BUL • Bulgaria | | 1 | 2 | 3 | 4 | 5 | Pts |
|----------------|---------------------|---|---|---|---|---|-----|
| 3 | Zhekov Andrey | ■ | ■ | ■ | ■ | ■ | 6 |
| 5 | Gotsev Svetoslav | ■ | ■ | ■ | ■ | ■ | 7 |
| 6 | Milushev Danail | ■ | ■ | ■ | ■ | ■ | 20 |
| 7 | Gradinarov Miroslav | ■ | ■ | ■ | ■ | ■ | 8 |
| 8 | Skrimov Todor | □ | □ | □ | □ | □ | 1 |
| 9 | Dimitrov Dobromir | | | □ | | | |
| 12 | Yosifov Viktor | | | | | | |
| 13 L | Salparov Teodor | L | L | L | L | L | |
| 14 | Todorov Teodor | ■ | ■ | ■ | ■ | ■ | 10 |
| 15 | Aleksiev Todor | ■ | ■ | ■ | ■ | ■ | 25 |
| 17 | Penchev Nikolay | | | | □ | ■ | 2 |
| 19 | Sokolov Tsvetan | | | | | □ | |

| EGY • Egypt | | 1 | 2 | 3 | 4 | 5 | Pts |
|-------------|--------------------------|---|---|---|---|---|-----|
| 1 | Youssef Saleh | ■ | ■ | ■ | ■ | ■ | 15 |
| 2 | Abdelkader Islam | □ | □ | □ | □ | | |
| 3 | El Sayed Ahmed | □ | | | | | |
| 4 | Abdelhay Ahmed | ■ | ■ | ■ | ■ | ■ | 20 |
| 6 | Abdelrehim Mamdouh | ■ | □ | ■ | ■ | ■ | 3 |
| 8 | Thakil Mohamed | ■ | ■ | ■ | ■ | ■ | 16 |
| 9 | Atia Rashad | □ | ■ | | | □ | 1 |
| 12 | Abdalla Hossam | ■ | ■ | ■ | ■ | ■ | 2 |
| 13 | Badawy Mohamed | | | □ | | | |
| 15 | Elkotb Ahmed | □ | | | | | 2 |
| 19 L | Moawad Mohamed | L | L | L | L | L | |
| 20 | Abou Abd Elhalim Mohamed | ■ | ■ | ■ | ■ | ■ | 12 |

Coach: Plamen Konstantinov (BUL)
Assistant: Alessandro Piroli (ITA)

Coach: IBRAHIM FAKHRELDIN I
Assistant: NEHAD MOHAMED SHEHAT

TEAMS AND PLAYERS PERFORMANCES

| Won Pts | Total Atts | No Name | Scoring Skills | Won Pts | Total Atts | No Name |
|------------|------------|-----------------------|--------------------|------------|------------------|-----------------------------|
| 57 | 128 | Total Team | | 48 | 133 | Total Team |
| 20 | 38 | 15 Aleksiev Todor | Spike | 16 | 43 | 4 Abdelhay Ahmed |
| 16 | 41 | 6 Milushev Danail | | 14 | 28 | 8 Thakil Mohamed |
| 8 | 13 | 14 Todorov Teodor | | 9 | 29 | 1 Youssef Saleh |
| 18 | 73 | Total Team | Block | 15 | 62 | Total Team |
| 5 | 13 | 15 Aleksiev Todor | | 5 | 10 | 1 Youssef Saleh |
| 5 | 20 | 5 Gotsev Svetoslav | | 5 | 17 | 20 Abou Abd Elhalim Mohamed |
| 3 | 12 | 6 Milushev Danail | 3 | 8 | 4 Abdelhay Ahmed | |
| 4 | 108 | Total Team | Serve | 8 | 108 | Total Team |
| 1 | 7 | 8 Skrimov Todor | | 3 | 14 | 20 Abou Abd Elhalim Mohamed |
| 1 | 12 | 7 Gradinarov Miroslav | | 2 | 18 | 6 Abdelrehim Mamdouh |
| 1 | 14 | 3 Zhekov Andrey | 1 | 14 | 1 Youssef Saleh | |
| 30 | | Total Team | Opp. error | 36 | | Total Team |
| 109 | 309 | Total Team | Total | 107 | 303 | Total Team |
| 25 | 68 | 15 Aleksiev Todor | Best Scorer | 20 | 71 | 4 Abdelhay Ahmed |

■ Starting line-up Pts = Points scored [nn] = Captain
□ Substitute Atts = Attempts L = Libero
Opp = Opponent



FIVB Men's Volleyball World Championship 2014 Pool D - Preliminary Round

Match: 40 **Date:** 06.09.2014 **Spectators:** 14'100
City: Kraków
Hall: Krakow Arena
Match duration: Start: 13:10 End: 15:10 Total: 2:00

| Teams | Sets | 1 | 2 | 3 | 4 | 5 | Total |
|---------------------|------|------|------|------|------|---|-------|
| USA | 1 | 25 | 17 | 15 | 21 | | 78 |
| FRA | 3 | 19 | 25 | 25 | 25 | | 94 |
| Set duration | | 0:27 | 0:24 | 0:26 | 0:27 | | 1:44 |

Referees: ZENOVICH Andrey (RUS) & ILKIW Taras (CAN)

| USA • USA | | 1 | 2 | 3 | 4 | 5 | Pts |
|-----------|--------------------|---|---|---|---|---|-----|
| 1 | Anderson Matthew | ■ | ■ | ■ | ■ | | 21 |
| 3 | Sander Taylor | ■ | ■ | ■ | ■ | | 14 |
| 4 | Lee David | ■ | ■ | ■ | | | 5 |
| 6 | Lotman Paul | ■ | ■ | ■ | | | 4 |
| 7 | Shoji Kawika | | | | □ | ■ | |
| 10 | Ciarelli Antonio | | | | | | |
| 11 | Christenson Micah | ■ | ■ | ■ | □ | | |
| 15 | Clark Carson | | | | | ■ | 3 |
| 17 | Holt Maxwell | ■ | ■ | ■ | ■ | | 8 |
| 18 | Muagututia Garrett | | | | | | |
| 20 | Smith David | | | | | ■ | 2 |
| 22 | L Shoji Erik | L | L | L | L | | |

Coach: Speraw, John (USA)
Assistant: Fuerbringer, Matthew (USA)

| FRA • France | | 1 | 2 | 3 | 4 | 5 | Pts |
|--------------|---------------------|---|---|---|---|---|-----|
| 2 | L Grebennikov Jenia | | L | L | L | L | |
| 4 | Rouzier Antonin | ■ | ■ | ■ | ■ | | 23 |
| 6 | Toniutti Benjamin | ■ | ■ | ■ | ■ | | 4 |
| 7 | Tillie Kevin | ■ | ■ | ■ | ■ | | 9 |
| 9 | Ngapeth Earvin | ■ | ■ | ■ | ■ | | 15 |
| 10 | Le Roux Kevin | ■ | ■ | ■ | ■ | | 8 |
| 14 | Le Goff Nicolas | ■ | ■ | ■ | ■ | | 6 |
| 15 | Tuia Samuele | | | | | | |
| 16 | Marechal Nicolas | □ | □ | | □ | | |
| 17 | Lafitte Franck | | | | | | |
| 18 | Jaumel Yoann | □ | | | □ | | |
| 21 | Sidibe Mory | □ | | | | | |

Coach: Tillie Laurent
Assistant: Josserand Arnaud

TEAMS AND PLAYERS PERFORMANCES

| Won Pts | Total Atts | No Name | Scoring Skills | Won Pts | Total Atts | No Name |
|---------|------------|--------------------|--------------------|--------------|------------|---------------------|
| 42 | 99 | Total Team | | 55 | 107 | Total Team |
| 16 | 37 | 1 Anderson Matthew | Spike | 23 | 39 | 4 Rouzier Antonin |
| 10 | 22 | 3 Sander Taylor | | 15 | 32 | 9 Ngapeth Earvin |
| 4 | 10 | 17 Holt Maxwell | | 9 | 19 | 7 Tillie Kevin |
| 11 | 76 | Total Team | Block | 5 | 45 | Total Team |
| 3 | 7 | 3 Sander Taylor | | 3 | 13 | 14 Le Goff Nicolas |
| 3 | 10 | 1 Anderson Matthew | | 2 | 5 | 6 Toniutti Benjamin |
| 3 | 23 | 17 Holt Maxwell | Serve | 5 | 93 | Total Team |
| 4 | 79 | Total Team | | 4 | 19 | 10 Le Roux Kevin |
| 2 | 11 | 1 Anderson Matthew | | 1 | 13 | 6 Toniutti Benjamin |
| 1 | 15 | 3 Sander Taylor | Opp. error | 29 | | Total Team |
| 1 | 14 | 17 Holt Maxwell | | Total | 94 | 245 |
| 21 | | Total Team | Best Scorer | 23 | 51 | 4 Rouzier Antonin |
| 78 | 254 | Total Team | | | | |
| 21 | 58 | 1 Anderson Matthew | | | | |

■ Starting line-up Pts = Points scored [nn] = Captain
□ Substitute Atts = Attempts L = Libero
Opp = Opponent



FIVB Men's Volleyball World Championship 2014 Pool A - Preliminary Round

Match: 41 **Date:** 06.09.2014 **Spectators:** 3'511
City: Wroclaw
Hall: Hala Stulecia
Match duration: **Start:** 16:40 **End:** 18:05 **Total:** 1:25

| Teams | Sets | 1 | 2 | 3 | 4 | 5 | Total |
|---------------------|----------|------|------|------|---|---|-------|
| VEN | 0 | 20 | 17 | 22 | | | 59 |
| SRB | 3 | 25 | 25 | 25 | | | 75 |
| Set duration | | 0:26 | 0:22 | 0:24 | | | 1:12 |

Referees: ALBRIGHT Paul (USA) & MECHAN VERA Walter (PER)

| VEN • Venezuela | | 1 | 2 | 3 | 4 | 5 | Pts |
|-----------------|--------------------------------|---|---|---|---|---|-----|
| 3 | Gonzalez Fernando | | | | | ☐ | |
| 4 | L Mata Héctor | L | L | L | | | |
| 5 | Rodriguez Emerson | | ☐ | | | | |
| 6 | Paez Carlos | ☐ | ☐ | ☐ | | | |
| 8 | Salerno Hector | ■ | ■ | ■ | | | 6 |
| 9 | Carrasco José | ■ | ■ | ■ | | | 1 |
| 10 | Pinerua Kervin | ■ | ■ | ■ | | | 14 |
| 11 | Gomez Canas Ernardo Andres | | | | | | |
| 12 | Contreras Jhoser | ■ | ■ | ■ | | | 6 |
| 13 | Chourio Pirela Jesus Danian | ■ | ■ | ■ | | | 10 |
| 14 | Montoya Martine Maximo Antonio | | | ☐ | | | 1 |
| 18 | Cedeno Marquez Fredy Ramon | ■ | ■ | ■ | | | 3 |

Coach: VINCENZO NACCI (ITA)
Assistant: IVAN NIETO (VEN)

| SRB • Serbia | | 1 | 2 | 3 | 4 | 5 | Pts |
|--------------|-------------------------|---|---|---|---|---|-----|
| 2 | Kovacevic Uros | ■ | ■ | ■ | | | 12 |
| 3 | Ivovic Marko | | | | | | |
| 4 | Petric Nemanja | ■ | ■ | ■ | | | 8 |
| 5 | Petkovic Vlado | | | | | | |
| 7 | Stankovic Dragan | | | | | | |
| 9 | Jovovic Nikola | ■ | ■ | ■ | | | 1 |
| 10 | Nikic Milos | | | | | | |
| 14 | Atanasijevic Aleksandar | ■ | ■ | ■ | | | 11 |
| 15 | Starovic Sasa | | | | ☐ | | 4 |
| 18 | Podrascanin Marko | ■ | ■ | ■ | | | 9 |
| 19 | L Rosic Nikola | L | L | L | | | |
| 20 | Lisinac Srecko | ■ | ■ | ■ | | | 5 |

Coach: KOLAKOVIC Igor (SRB)
Assistant: KOZIC Strahinja (SRB)

TEAMS AND PLAYERS PERFORMANCES

| Won Pts | Total Atts | No Name | Scoring Skills | Won Pts | Total Atts | No Name |
|-----------|------------|--------------------------------|--------------------|--------------|------------|----------------------------|
| 36 | 76 | Total Team | | 44 | 74 | Total Team |
| 13 | 23 | 10 Pinerua Kervin | Spike | 11 | 20 | 2 Kovacevic Uros |
| 8 | 12 | 13 Chourio Pirela Jesus Danian | | 8 | 18 | 4 Petric Nemanja |
| 6 | 13 | 12 Contreras Jhoser | | 8 | 15 | 14 Atanasijevic Aleksandar |
| 4 | 51 | Total Team | Block | 5 | 50 | Total Team |
| 2 | 15 | 13 Chourio Pirela Jesus Danian | | 3 | 6 | 14 Atanasijevic Aleksandar |
| 1 | 5 | 8 Salerno Hector | | 2 | 16 | 18 Podrascanin Marko |
| 1 | 60 | Total Team | Serve | 1 | 74 | Total Team |
| 1 | 11 | 10 Pinerua Kervin | | 1 | 15 | 2 Kovacevic Uros |
| | | | | | | |
| 18 | | Total Team | Opp. error | 25 | | Total Team |
| 59 | 187 | Total Team | | Total | 75 | 198 |
| 14 | 40 | 10 Pinerua Kervin | Best Scorer | 12 | 42 | 2 Kovacevic Uros |

■ Starting line-up Pts = Points scored ☐nn☐ = Captain
☐ Substitute Atts = Attempts L = Libero
Opp = Opponent



FIVB Men's Volleyball World Championship 2014 Pool B - Preliminary Round

Match: 42 **Date:** 06.09.2014 **Spectators:** 6'500
City: Katowice
Hall: Spodek
Match duration: Start: 16:40 End: 18:49 Total: 2:09

| Teams | Sets | 1 | 2 | 3 | 4 | 5 | Total |
|---------------------|----------|------|------|------|------|---|-------|
| FIN | 1 | 20 | 25 | 24 | 19 | | 88 |
| GER | 3 | 25 | 19 | 26 | 25 | | 95 |
| Set duration | | 0:27 | 0:28 | 0:32 | 0:26 | | 1:53 |

Referees: MOKRY Juraj (SVK) & SHAABAN Nasr (EGY)

| FIN • Finland | | 1 | 2 | 3 | 4 | 5 | Pts |
|---------------|---------------------|---|---|---|---|---|-----|
| 2 | Tervaportti Eemi | ■ | ■ | ■ | ■ | | 3 |
| 3 | Esko Mikko | | □ | □ | □ | | |
| 4 | L Kerminen Lauri | L | L | L | L | | |
| 5 | Siltala Antti | ■ | ■ | □ | | | 2 |
| 6 | Seppänen Niklas | | | | | □ | |
| 10 | Sivula Urpo | | | | | □ | 3 |
| 12 | Kunnari Olli | ■ | ■ | ■ | ■ | | 16 |
| 13 | Oivanen Mikko | | □ | ■ | ■ | | 10 |
| 14 | Shumov Konstantin | | □ | □ | □ | | |
| 15 | Oivanen Matti | ■ | ■ | ■ | ■ | | 3 |
| 16 | Ojansivu Olli-Pekka | ■ | ■ | ■ | ■ | | 18 |
| 18 | Lehtonen Jukka | ■ | ■ | ■ | ■ | | 4 |

Coach: SAMMELVUO Tuomas (FIN)
Assistant: GIOLITO Nicola (ITA)

| GER • Germany | | 1 | 2 | 3 | 4 | 5 | Pts |
|---------------|---------------------|---|---|---|---|---|-----|
| 2 | L Steuerwald Markus | | | | | L | |
| 3 | Schwarz Sebastian | ■ | ■ | ■ | ■ | | 4 |
| 5 | Kühner Sebastian | □ | □ | □ | □ | | |
| 6 | Kaliberda Denys | ■ | ■ | ■ | ■ | | 17 |
| 7 | Westphal Dirk | | □ | □ | □ | | 7 |
| 8 | Böhme Marcus | ■ | ■ | ■ | ■ | | 15 |
| 9 | Grozer György | ■ | ■ | ■ | ■ | | 14 |
| 10 | Schöps Jochen | | □ | □ | □ | | 3 |
| 11 | Kampa Lukas | ■ | ■ | ■ | ■ | | 1 |
| 12 | L Tille Ferdinand | L | L | L | L | | |
| 15 | Broshog Tim | | | | | | |
| 16 | Günthör Max | ■ | ■ | ■ | ■ | | 7 |

Coach: Mr. Vital HEYNEN (BEL)
Assistant: Mr. Stefan HÜBNER (GER)

TEAMS AND PLAYERS PERFORMANCES

| Won Pts | Total Atts | No Name | Scoring Skills | Won Pts | Total Atts | No Name |
|-----------|------------|------------------------|--------------------|-----------|------------|-------------------|
| 46 | 112 | Total Team | | 52 | 110 | Total Team |
| 16 | 38 | 16 Ojansivu Olli-Pekka | Spike | 14 | 27 | 6 Kaliberda Denys |
| 15 | 37 | 12 Kunnari Olli | | 13 | 33 | 9 Grozer György |
| 7 | 12 | 13 Oivanen Mikko | | 9 | 12 | 8 Böhme Marcus |
| 10 | 74 | Total Team | Block | 9 | 71 | Total Team |
| 2 | 5 | 13 Oivanen Mikko | | 4 | 22 | 8 Böhme Marcus |
| 2 | 7 | 16 Ojansivu Olli-Pekka | | 3 | 17 | 16 Günthör Max |
| 2 | 22 | 15 Oivanen Matti | Serve | 1 | 11 | 6 Kaliberda Denys |
| 3 | 89 | Total Team | | 7 | 94 | Total Team |
| 1 | 18 | 12 Kunnari Olli | | 2 | 14 | 8 Böhme Marcus |
| 1 | 10 | 13 Oivanen Mikko | Opp. error | 2 | 13 | 6 Kaliberda Denys |
| 1 | 19 | 2 Tervaportti Eemi | | 1 | 8 | 7 Westphal Dirk |
| 29 | | Total Team | Total | 27 | | Total Team |
| 88 | 275 | Total Team | | 95 | 275 | Total Team |
| 18 | 56 | 16 Ojansivu Olli-Pekka | Best Scorer | 17 | 51 | 6 Kaliberda Denys |

■ Starting line-up Pts = Points scored [nn] = Captain
□ Substitute Atts = Attempts L = Libero
Opp = Opponent



FIVB Men's Volleyball World Championship 2014 Pool C - Preliminary Round

Match: 43 **Date:** 06.09.2014 **Spectators:** 6'500
City: Gdansk
Hall: Ergo Arena
Match duration: Start: 16:40 End: 18:03 Total: 1:23

| Teams | Sets | 1 | 2 | 3 | 4 | 5 | Total |
|---------------------|----------|------|------|------|---|---|-------|
| MEX | 0 | 17 | 18 | 19 | | | 54 |
| CAN | 3 | 25 | 25 | 25 | | | 75 |
| Set duration | | 0:23 | 0:23 | 0:24 | | | 1:10 |

Referees: Frans LODERUS (NED) & Taoufik BOUDAYA (TUN)

| MEX • Mexico | | 1 | 2 | 3 | 4 | 5 | Pts |
|--------------|-----------------|---|---|---|---|---|-----|
| 1 | Vargas Daniel | ■ | ■ | | | | 6 |
| 4 | Meyer Gustavo | | | | ■ | | 3 |
| 5 | L Rangel Jesus | L | L | L | | | |
| 7 | Quiñones Jorge | ■ | ■ | | | | 3 |
| 8 | Herrera Edgar | | □ | | | | |
| 9 | Guerra Carlos | ■ | ■ | ■ | | | 12 |
| 10 | Rangel Pedro | ■ | | | | | |
| 11 | Barajas Jorge | □ | ■ | ■ | | | 1 |
| 13 | Cordova Samuel | ■ | ■ | ■ | | | 6 |
| 14 | Aguilera Tomas | ■ | ■ | ■ | | | 5 |
| 15 | Petris Martin | □ | □ | | | | 2 |
| 17 | Orellana Nestor | | □ | ■ | | | 5 |

Coach: Sergio Hernandez
Assistant: Ivan Contreras

| CAN • Canada | | 1 | 2 | 3 | 4 | 5 | Pts |
|--------------|----------------------|---|---|---|---|---|-----|
| 1 | Sanders Tyler | ■ | ■ | ■ | | | 2 |
| 2 | Perrin John Gordon | | | | | | |
| 3 | L Lewis Daniel | L | L | L | | | |
| 5 | Verhoeff Rudy | ■ | ■ | ■ | | | 9 |
| 6 | Duff Justin | | | | | | |
| 7 | Soonias Dallas | ■ | ■ | ■ | | | 12 |
| 9 | Schneider Dustin | | | | | | |
| 10 | Van Lankvelt Toontje | ■ | ■ | ■ | | | 16 |
| 12 | Schmitt Gavin | | | | | | |
| 15 | Winters Frederic | ■ | ■ | ■ | | | 7 |
| 17 | Vigrass Graham | ■ | ■ | ■ | | | 11 |
| 18 | Hoag Nicholas | | | | | | |

Coach: Glenn Hoag
Assistant: Vincent Pichette

TEAMS AND PLAYERS PERFORMANCES

| Won Pts | Total Atts | No Name | Scoring Skills | Won Pts | Total Atts | No Name |
|-----------|------------|-------------------|--------------------|-----------|-----------------|-------------------------|
| 38 | 91 | Total Team | | 42 | 68 | Total Team |
| 11 | 26 | 9 Guerra Carlos | Spike | 14 | 19 | 10 Van Lankvelt Toontje |
| 5 | 10 | 14 Aguilera Tomas | | 11 | 26 | 7 Soonias Dallas |
| 5 | 16 | 1 Vargas Daniel | | 7 | 9 | 17 Vigrass Graham |
| 2 | 23 | Total Team | Block | 12 | 42 | Total Team |
| 1 | 1 | 15 Petris Martin | | 4 | 13 | 5 Verhoeff Rudy |
| 1 | 5 | 13 Cordova Samuel | | 2 | 4 | 1 Sanders Tyler |
| 3 | 56 | Total Team | Serve | 2 | 5 | 10 Van Lankvelt Toontje |
| 1 | 4 | 1 Vargas Daniel | | 3 | 73 | Total Team |
| 1 | 11 | 11 Barajas Jorge | | 2 | 11 | 17 Vigrass Graham |
| 1 | 9 | 9 Guerra Carlos | 1 | 15 | 5 Verhoeff Rudy | |
| 11 | | Total Team | Opp. error | 18 | | Total Team |
| 54 | 170 | Total Team | Total | 75 | 183 | Total Team |
| 12 | 39 | 9 Guerra Carlos | Best Scorer | 16 | 32 | 10 Van Lankvelt Toontje |

■ Starting line-up Pts = Points scored [nn] = Captain
□ Substitute Atts = Attempts L = Libero
Opp = Opponent



FIVB Men's Volleyball World Championship 2014 Pool A - Preliminary Round

Match: 45 **Date:** 06.09.2014 **Spectators:** 6'951
City: Wroclaw
Hall: Hala Stulecia
Match duration: Start: 20:25 End: 22:39 Total: 2:14

| Teams | Sets | 1 | 2 | 3 | 4 | 5 | Total |
|---------------------|------|------|------|------|------|---|-------|
| CMR | 1 | 27 | 23 | 16 | 22 | | 88 |
| POL | 3 | 25 | 25 | 25 | 25 | | 100 |
| Set duration | | 0:31 | 0:32 | 0:23 | 0:32 | | 1:58 |

Referees: WENSHENG Luo (CHN) & TURCI Paulo (BRA)

| CMR • Cameroon | | 1 | 2 | 3 | 4 | 5 | Pts |
|----------------|-------------------------------|---|---|---|---|---|-----|
| 1 | Nongni Zanguim Mefani Olivier | ■ | ■ | ■ | ■ | | 10 |
| 2 | Mbutngam Ahmed Awal | ■ | ■ | ■ | ■ | | 3 |
| 3 | Kari Adeke Georges | | | □ | □ | | 1 |
| 6 | Dolegombai Sem | ■ | ■ | ■ | ■ | | 11 |
| 7 | Ndaki Mboulet Jean Patrice | ■ | ■ | ■ | ■ | | 20 |
| 8 | Nyabeye Jean Junior | | | | | | |
| 9 | Kofane Boyomo Joseph Herve | □ | | □ | | | 1 |
| 10 | Moussa Maliki | ■ | ■ | ■ | ■ | | 4 |
| 14 | Wounembaina Nathan | ■ | ■ | ■ | ■ | | 19 |
| 15 | Kody Bitjaa Yvan Arthur | | | □ | □ | | |
| 16 | L Fossi Kamto Alain | L | L | L | L | | |
| 18 | Feughou David | □ | □ | □ | □ | | 2 |

Coach: NONNENBROICH Peter N (GER)
Assistant: MAYAM RENIOF Blaise (CMR)

| POL • Poland | | 1 | 2 | 3 | 4 | 5 | Pts |
|--------------|----------------------|---|---|---|---|---|-----|
| 1 | Nowakowski Piotr | ■ | | | | | |
| 2 | Winiarski Michal | ■ | ■ | | | | 4 |
| 3 | Konarski Dawid | □ | □ | ■ | ■ | | 17 |
| 5 | Zagumny Pawel | ■ | ■ | | | | 1 |
| 8 | Wrona Andrzej | □ | ■ | ■ | ■ | | 12 |
| 10 | Wlazly Mariusz | | ■ | | | | 4 |
| 11 | Drzyzga Fabian | □ | | ■ | ■ | | 2 |
| 13 | Kubiak Michal | | | ■ | ■ | | 16 |
| 16 | L Ignaczak Krzysztof | L | L | L | L | | |
| 18 | Mozdzonek Marcin | ■ | ■ | ■ | ■ | | 11 |
| 20 | Mika Mateusz | ■ | | | | | 1 |
| 21 | Buszek Rafal | | □ | ■ | ■ | | 5 |

Coach: ANTIGA Stephane (FRA)
Assistant: BLAIN Philippe (FRA)

TEAMS AND PLAYERS PERFORMANCES

| Won Pts | Total Atts | No Name | Scoring Skills | Won Pts | Total Atts | No Name |
|---------|------------|------------------------------|--------------------|--------------|-----------------|---------------------|
| 59 | 121 | Total Team | | 51 | 110 | Total Team |
| 18 | 33 | 7 Ndaki Mboulet Jean Patrice | Spike | 12 | 21 | 3 Konarski Dawid |
| 14 | 38 | 14 Wounembaina Nathan | | 12 | 23 | 13 Kubiak Michal |
| 10 | 16 | 1 Nongni Zanguim Mefani | | 8 | 12 | 8 Wrona Andrzej |
| 12 | 79 | Total Team | Block | 15 | 79 | Total Team |
| 5 | 12 | 14 Wounembaina Nathan | | 5 | 8 | 3 Konarski Dawid |
| 2 | 9 | 2 Mbutngam Ahmed Awal | | 3 | 7 | 13 Kubiak Michal |
| 2 | 10 | 7 Ndaki Mboulet Jean Patrice | 3 | 19 | 8 Wrona Andrzej | |
| 0 | 89 | Total Team | Serve | 7 | 99 | Total Team |
| | | | | 4 | 25 | 18 Mozdzonek Marcin |
| | | | | 1 | 10 | 8 Wrona Andrzej |
| 17 | | Total Team | Opp. error | 1 | 13 | 13 Kubiak Michal |
| 88 | 289 | Total Team | | Total | 27 | |
| | | | | 100 | 288 | Total Team |
| 20 | 61 | 7 Ndaki Mboulet Jean Patrice | Best Scorer | 17 | 38 | 3 Konarski Dawid |

■ Starting line-up Pts = Points scored [nn] = Captain
□ Substitute Atts = Attempts L = Libero
Opp = Opponent

FIVB Men's Volleyball World Championship 2014 Pool B - Preliminary Round

Match: 46 **Date:** 06.09.2014 **Spectators:** 3'300
City: Katowice
Hall: Spodek
Match duration: Start: 20:25 End: 22:49 Total: 2:24

| Teams | Sets | 1 | 2 | 3 | 4 | 5 | Total |
|---------------------|----------|------|------|------|------|------|-------|
| KOR | 2 | 25 | 13 | 21 | 25 | 13 | 97 |
| BRA | 3 | 21 | 25 | 25 | 17 | 15 | 103 |
| Set duration | | 0:27 | 0:23 | 0:30 | 0:26 | 0:19 | 2:05 |

Referees: MACIAS Luis Gerardo (MEX) & SANTI Simone (ITA)

| KOR • Korea | | 1 | 2 | 3 | 4 | 5 | Pts |
|-------------|-----------------|---|---|---|---|---|-----|
| 1 | Song Myung-Geun | | | | | ■ | 2 |
| 2 | Han Sun-Soo | ■ | ■ | ■ | ■ | □ | 1 |
| 4 | Shin Yung-Suk | ■ | ■ | ■ | ■ | ■ | 10 |
| 6 | Lee Min-Gyu | □ | □ | | | ■ | |
| 8 | Park Sang-Ha | | | | | ■ | |
| 9 | Kwak Seung-Suk | ■ | ■ | ■ | ■ | □ | 5 |
| 10 L | Bu Yong-Chan | L | L | L | L | L | |
| 11 | Choi Min-Ho | ■ | ■ | ■ | ■ | ■ | 10 |
| 12 | Jeon Kwang-In | ■ | ■ | ■ | ■ | ■ | 24 |
| 13 | Park Chul-Woo | ■ | ■ | ■ | ■ | ■ | 14 |
| 17 | Seo Jae-Duck | | □ | | | □ | |
| 19 L | Jeong Minsu | L | L | L | | | |

Coach: PARK Kiwon
Assistant: IM Dohun

| BRA • Brazil | | 1 | 2 | 3 | 4 | 5 | Pts |
|--------------|-----------------------------------|---|---|---|---|---|-----|
| 1 | Rezende Bruno Mossa | | | | | | |
| 3 | Carbonera Eder | ■ | ■ | ■ | ■ | ■ | 11 |
| 4 | De Souza Wallace | □ | | □ | | ■ | 2 |
| 5 | Dos Santos Jr. Sidnei | ■ | ■ | ■ | ■ | ■ | 16 |
| 6 | Vissotto Neves Leandro | ■ | ■ | ■ | ■ | ■ | 22 |
| 8 | Endres Murilo | ■ | ■ | ■ | ■ | | 5 |
| 10 | Lucarelli Santos De Souza Ricardo | | | | | | |
| 12 | Fonteles Luiz Felipe Marques | ■ | ■ | ■ | ■ | ■ | 13 |
| 16 | Saatkamp Lucas | | | | | | |
| 18 | Borges Almeida Silva Mauricio | | | | □ | ■ | 4 |
| 19 L | Da Silva Pedreira Junior Mario | L | L | L | L | L | |
| 20 | Vieira De Oliveira Raphael | ■ | ■ | ■ | ■ | ■ | 1 |

Coach: Bernardo Rezende
Assistant: Roberley Leonardo

TEAMS AND PLAYERS PERFORMANCES

| Won Pts | Total Atts | No Name | Scoring Skills | Won Pts | Total Atts | No Name |
|-----------|------------|-------------------|--------------------|--------------|------------|--------------------------|
| 56 | 116 | Total Team | | 56 | 110 | Total Team |
| 20 | 33 | 12 Jeon Kwang-In | Spike | 18 | 32 | 6 Vissotto Neves Leandro |
| 13 | 33 | 13 Park Chul-Woo | | 12 | 15 | 5 Dos Santos Jr. Sidnei |
| 9 | 19 | 11 Choi Min-Ho | | 9 | 24 | 12 Fonteles Luiz Felipe |
| 6 | 82 | Total Team | Block | 13 | 85 | Total Team |
| 3 | 9 | 12 Jeon Kwang-In | | 4 | 20 | 5 Dos Santos Jr. Sidnei |
| 3 | 23 | 4 Shin Yung-Suk | | 4 | 32 | 3 Carbonera Eder |
| 4 | 97 | Total Team | Serve | 5 | 103 | Total Team |
| 1 | 10 | 2 Han Sun-Soo | | 2 | 18 | 12 Fonteles Luiz Felipe |
| 1 | 15 | 13 Park Chul-Woo | | 2 | 18 | 6 Vissotto Neves Leandro |
| 31 | | Total Team | Opp. error | 29 | | Total Team |
| 97 | 295 | Total Team | | Total | 103 | 298 |
| 24 | 57 | 12 Jeon Kwang-In | Best Scorer | 22 | 61 | 6 Vissotto Neves Leandro |

■ Starting line-up Pts = Points scored [nn] = Captain
□ Substitute Atts = Attempts L = Libero
Opp = Opponent

FIVB Men's Volleyball World Championship 2014 Pool C - Preliminary Round

Match: 47 **Date:** 06.09.2014 **Spectators:** 8'400
City: Gdansk
Hall: Ergo Arena
Match duration: Start: 20:25 End: 21:56 Total: 1:31

| Teams | Sets | 1 | 2 | 3 | 4 | 5 | Total |
|---------------------|------|------|------|------|---|---|-------|
| CHN | 0 | 22 | 11 | 21 | | | 54 |
| RUS | 3 | 25 | 25 | 25 | | | 75 |
| Set duration | | 0:27 | 0:23 | 0:28 | | | 1:18 |

Referees: Jafaar ALI (BRN) & Goran GRADINSKI (SRB)

| CHN • China | | 1 | 2 | 3 | 4 | 5 | Pts |
|-------------|----------------|---|---|---|---|---|-----|
| 3 | Yuan Zhi | ■ | ■ | | | | 5 |
| 6 | Liang Chunlong | ■ | ■ | ■ | | | 4 |
| 7 | Zhong Weijun | ■ | ■ | | | | 5 |
| 9 | Jiao Shuai | ■ | ■ | | | | 1 |
| 11 | Geng Xin | ■ | ■ | | | | 5 |
| 12 | L Kong Fanwei | | | | | L | |
| 13 | Kou Zhichao | □ | □ | ■ | | | 6 |
| 14 | Xu Jingtao | | | | ■ | | 2 |
| 15 | Li Runming | | | | ■ | | |
| 16 | L Ren Qi | L | L | L | | | |
| 18 | Ji Daoshuai | | | □ | ■ | | 3 |
| 19 | Fang Yingchao | ■ | ■ | ■ | | | 4 |

Coach: XIE Guochen
Assistant: YANG Liqun

| RUS • Russia | | 1 | 2 | 3 | 4 | 5 | Pts |
|--------------|-------------------|---|---|---|---|---|-----|
| 2 | Makarov Sergey | | | | | | |
| 3 | Apalikov Nikolay | ■ | ■ | ■ | | | 6 |
| 5 | Grankin Sergey | ■ | ■ | ■ | | | 1 |
| 7 | Pavlov Nikolay | ■ | ■ | ■ | | | 13 |
| 8 | Biriukov Denis | | | | | | |
| 9 | Spiridonov Alexey | ■ | ■ | ■ | | | 8 |
| 10 | Savin Sergey | | | | | | |
| 13 | Muserskiy Dmitriy | ■ | ■ | ■ | | | 15 |
| 14 | Volvich Artem | | | | | | |
| 15 | Ilinykh Dmitriy | ■ | ■ | ■ | | | 15 |
| 18 | Moroz Pavel | □ | □ | □ | | | |
| 20 | L Ermakov Artem | L | L | L | | | |

Coach: Voronkov Andrey (RUS)
Assistant: Busato Sergio (ITA)

TEAMS AND PLAYERS PERFORMANCES

| Won Pts | Total Atts | No Name | Scoring Skills | Won Pts | Total Atts | No Name |
|---------|------------|-------------------|--------------------|---------|----------------------|----------------------|
| 27 | 65 | Total Team | | 40 | 76 | Total Team |
| 5 | 9 | 7 Zhong Weijun | Spike | 12 | 19 | 7 Pavlov Nikolay |
| 5 | 14 | 13 Kou Zhichao | | 10 | 22 | 15 Ilinykh Dmitriy |
| 4 | 11 | 3 Yuan Zhi | | 8 | 10 | 13 Muserskiy Dmitriy |
| 4 | 27 | Total Team | Block | 9 | 30 | Total Team |
| 2 | 9 | 6 Liang Chunlong | | 3 | 5 | 15 Ilinykh Dmitriy |
| 1 | 5 | 11 Geng Xin | | 3 | 10 | 3 Apalikov Nikolay |
| 1 | 3 | 19 Fang Yingchao | 2 | 3 | 13 Muserskiy Dmitriy | |
| 4 | 55 | Total Team | Serve | 9 | 73 | Total Team |
| 1 | 8 | 13 Kou Zhichao | | 5 | 15 | 13 Muserskiy Dmitriy |
| 1 | 7 | 3 Yuan Zhi | | 2 | 16 | 15 Ilinykh Dmitriy |
| 1 | 7 | 11 Geng Xin | 2 | 15 | 3 Apalikov Nikolay | |
| 19 | | Total Team | Opp. error | 17 | | Total Team |
| 54 | 147 | Total Team | Total | 75 | 179 | Total Team |
| 6 | 24 | 13 Kou Zhichao | Best Scorer | 15 | 28 | 13 Muserskiy Dmitriy |

■ Starting line-up Pts = Points scored [nn] = Captain
□ Substitute Atts = Attempts L = Libero
Opp = Opponent



FIVB Men's Volleyball World Championship 2014 Pool D - Preliminary Round

Match: 48 **Date:** 06.09.2014 **Spectators:** 7'150
City: Kraków
Hall: Krakow Arena
Match duration: Start: 20:25 End: 22:36 Total: 2:11

| Teams | Sets | 1 | 2 | 3 | 4 | 5 | Total |
|---------------------|------|------|------|------|------|---|-------|
| PUR | 3 | 19 | 25 | 25 | 25 | | 94 |
| ITA | 1 | 25 | 19 | 23 | 22 | | 89 |
| Set duration | | 0:28 | 0:28 | 0:30 | 0:29 | | 1:55 |

Referees: HUHTANISKA Ahti (FIN) & KAMDOUM Charles (CMR)

| PUR • Puerto Rico | | 1 | 2 | 3 | 4 | 5 | Pts |
|-------------------|--------------------|---|---|---|---|---|-----|
| 1 | Rivera Jose | ■ | ■ | ■ | ■ | | 5 |
| 2 | Goas Edgardo | ■ | ■ | ■ | ■ | | 1 |
| 4 | L Del Valle Dennis | L | L | L | L | | |
| 5 | Muñiz Roberto | ■ | ■ | ■ | ■ | | 6 |
| 10 | Cruz Ezequiel | | | | | | |
| 11 | Torres Maurice | ■ | ■ | ■ | ■ | | 27 |
| 12 | Soto Hector | | | | | | |
| 14 | Roman Mannix | ■ | ■ | ■ | ■ | | 9 |
| 16 | Rivera Jackson | ■ | ■ | ■ | ■ | | 20 |
| 17 | Sierra Pedrito | | | | | | |
| 19 | Ortiz Jean Carlos | □ | □ | | | | |
| 20 | Morales Fernando | | | | | | |

Coach: David Aleman (PUR)
Assistant: Ramon Lawrence (CUB)

| ITA • Italy | | 1 | 2 | 3 | 4 | 5 | Pts |
|-------------|---------------------|---|---|---|---|---|-----|
| 2 | Kovar Jiri | ■ | □ | ■ | | | 3 |
| 3 | Parodi Simone | □ | ■ | □ | ■ | | 10 |
| 4 | Vettori Luca | □ | | | □ | | 4 |
| 7 | L Rossini Salvatore | L | L | L | L | | |
| 9 | Zaytsev Ivan | ■ | ■ | ■ | ■ | | 15 |
| 10 | Lanza Filippo | ■ | ■ | ■ | ■ | | 7 |
| 13 | Travica Dragan | □ | □ | | □ | | |
| 14 | Piano Matteo | ■ | ■ | | | | 3 |
| 15 | Birarelli Emanuele | | □ | ■ | ■ | | 6 |
| 16 | Baranowicz Michele | ■ | ■ | ■ | ■ | | 2 |
| 18 | Sabbi Giulio | | | | | | |
| 19 | Anzani Simone | ■ | ■ | ■ | ■ | | 6 |

Coach: BERRUTO Mauro (ITA)
Assistant: BROGIONI Andrea (ITA)

TEAMS AND PLAYERS PERFORMANCES

| Won Pts | Total Atts | No Name | Scoring Skills | Won Pts | Total Atts | No Name |
|-----------|------------|-------------------|--------------------|-----------|------------|-----------------------|
| 55 | 119 | Total Team | | 42 | 117 | Total Team |
| 23 | 45 | 11 Torres Maurice | Spike | 12 | 30 | 9 Zaytsev Ivan |
| 20 | 39 | 16 Rivera Jackson | | 7 | 17 | 3 Parodi Simone |
| 4 | 11 | 14 Roman Mannix | | 5 | 12 | 19 Anzani Simone |
| 10 | 68 | Total Team | Block | 11 | 70 | Total Team |
| 5 | 21 | 14 Roman Mannix | | 3 | 9 | 9 Zaytsev Ivan |
| 2 | 8 | 11 Torres Maurice | | 2 | 4 | 3 Parodi Simone |
| 2 | 16 | 5 Muñiz Roberto | Serve | 2 | 8 | 10 Lanza Filippo |
| 3 | 93 | Total Team | | 3 | 90 | Total Team |
| 2 | 15 | 11 Torres Maurice | | 1 | 17 | 16 Baranowicz Michele |
| 1 | 21 | 1 Rivera Jose | Opp. error | 1 | 11 | 3 Parodi Simone |
| 26 | | Total Team | | 1 | 11 | 10 Lanza Filippo |
| 94 | 280 | Total Team | | 33 | | Total Team |
| | | | Total | 89 | 277 | Total Team |
| 27 | 68 | 11 Torres Maurice | Best Scorer | 15 | 46 | 9 Zaytsev Ivan |

■ Starting line-up Pts = Points scored [nn] = Captain
□ Substitute Atts = Attempts L = Libero
Opp = Opponent




Match: 37 **Date:** 06.09.2014 **Spectators:** 4'869
City: Wrocław
Hall: Hala Stulecia
Match duration: Start: 13:10 End: 14:35 Total: 1:25

| Teams | Sets | 1 | 2 | 3 | 4 | 5 | Total |
|---------------------|----------|------|------|------|---|---|-------|
| ARG | 3 | 25 | 25 | 25 | | | 75 |
| AUS | 0 | 18 | 19 | 18 | | | 55 |
| Set duration | | 0:21 | 0:24 | 0:27 | | | 1:12 |




ARG • Argentina



Spike

Succ. %
Limit: 15.00%

| Rk | No | Name | Spikes | Faults | Shots | Total Attempts | Note |
|-------------------|----|--------------------|--------|--------|-------|----------------|-------|
| 1 | 11 | Solé Sebastian | 8 | - | 4 | 12 | 66.67 |
| 2 | 7 | Conte Facundo | 16 | 4 | 8 | 28 | 57.14 |
| 3 | 10 | Gonzalez José Luis | 6 | 5 | 6 | 17 | 35.29 |
| - | 16 | Ramos Martín | 7 | - | 1 | 8 | |
| - | 2 | Filardi Javier | 2 | 1 | 5 | 8 | |
| - | 1 | Darraidou Santiago | 1 | 1 | 4 | 6 | |
| - | 5 | Uriarte Nicolás | 1 | - | - | 1 | |
| - | 9 | Quiroga Rodrigo | - | - | - | - | |
| - | 14 | Crer Pablo | - | - | - | - | |
| - | 15 | De Cecco Luciano | - | - | - | - | |
| - | 20 | Toro Alejandro | - | - | - | - | |
| - | 21 | Closter Sebastián | - | - | - | - | |
| Others | | | - | - | - | - | |
| Total Team | | | 41 | 11 | 28 | 80 | 51.25 |



Block

Avg. by set

| Rk | No | Name | Kill Blocks | Faults | Rebounds | Total Attempts | Note |
|-------------------|----|--------------------|-------------|--------|----------|----------------|------|
| 1 | 7 | Conte Facundo | 2 | 4 | 6 | 12 | 0.67 |
| 2 | 16 | Ramos Martín | 1 | 7 | 8 | 16 | 0.33 |
| - | 5 | Uriarte Nicolás | - | - | 1 | 1 | |
| - | 9 | Quiroga Rodrigo | - | - | - | - | |
| - | 14 | Crer Pablo | - | - | - | - | |
| - | 15 | De Cecco Luciano | - | - | - | - | |
| - | 20 | Toro Alejandro | - | - | - | - | |
| - | 21 | Closter Sebastián | - | - | - | - | |
| - | 2 | Filardi Javier | - | 1 | 4 | 5 | |
| - | 10 | Gonzalez José Luis | - | 3 | 2 | 5 | |
| - | 11 | Solé Sebastian | - | 7 | 4 | 11 | |
| - | 1 | Darraidou Santiago | - | 2 | 1 | 3 | |
| Others | | | - | - | - | - | |
| Total Team | | | 3 | 24 | 26 | 53 | 1.00 |


Match: 37 **Date:** 06.09.2014 **Spectators:** 4'869
City: Wrocław
Hall: Hala Stulecia
Match duration: **Start:** 13:10 **End:** 14:35 **Total:** 1:25

| Teams | Sets | 1 | 2 | 3 | 4 | 5 | Total |
|---------------------|----------|------|------|------|---|---|-------|
| ARG | 3 | 25 | 25 | 25 | | | 75 |
| AUS | 0 | 18 | 19 | 18 | | | 55 |
| Set duration | | 0:21 | 0:24 | 0:27 | | | 1:12 |




ARG • Argentina

| Rk | No | Name | Aces | Faults | Serve Hits | Total Attempts | Note |
|-------------------|----|--------------------|------|--------|------------|----------------|------|
| 1 | 11 | Solé Sebastian | 3 | 1 | 15 | 19 | 1.00 |
| 2 | 2 | Filardi Javier | 2 | 2 | 8 | 12 | 0.67 |
| 2 | 16 | Ramos Martin | 2 | 4 | 7 | 13 | 0.67 |
| 4 | 7 | Conte Facundo | 1 | 1 | 9 | 11 | 0.33 |
| - | 1 | Darraidou Santiago | - | - | - | - | |
| - | 9 | Quiroga Rodrigo | - | - | - | - | |
| - | 14 | Crer Pablo | - | - | - | - | |
| - | 15 | De Cecco Luciano | - | - | 2 | 2 | |
| - | 20 | Toro Alejandro | - | - | - | - | |
| - | 21 | Closter Sebastián | - | - | - | - | |
| - | 5 | Uriarte Nicolás | - | 4 | 9 | 13 | |
| - | 10 | Gonzalez José Luis | - | 3 | 1 | 4 | |
| Others | | | - | - | - | - | |
| Total Team | | | 8 | 15 | 51 | 74 | 2.67 |



| Team | Opponent errors & Team faults | Aces | Faults | Total Attempts |
|------|-------------------------------|------|--------|----------------|
| | | 23 | - | 23 |

| Rk | No | Name | Digs | Faults | Receptions | Total Attempts | Note |
|-------------------|----|--------------------|------|--------|------------|----------------|-------|
| 1 | 2 | Filardi Javier | 13 | 1 | 1 | 15 | 4.33 |
| 2 | 21 | Closter Sebastián | 12 | 1 | - | 13 | 4.00 |
| 3 | 7 | Conte Facundo | 9 | 1 | - | 10 | 3.00 |
| 4 | 5 | Uriarte Nicolás | 7 | - | 1 | 8 | 2.33 |
| 5 | 10 | Gonzalez José Luis | 6 | - | 1 | 7 | 2.00 |
| 6 | 16 | Ramos Martin | 5 | - | - | 5 | 1.67 |
| 7 | 11 | Solé Sebastian | 3 | - | - | 3 | 1.00 |
| 8 | 15 | De Cecco Luciano | 2 | - | - | 2 | 0.67 |
| - | 1 | Darraidou Santiago | - | - | - | - | |
| - | 9 | Quiroga Rodrigo | - | - | - | - | |
| - | 14 | Crer Pablo | - | - | - | - | |
| - | 20 | Toro Alejandro | - | - | - | - | |
| Others | | | - | - | - | - | |
| Total Team | | | 57 | 3 | 3 | 63 | 19.00 |




Match: 37 **Date:** 06.09.2014 **Spectators:** 4'869
City: Wrocław
Hall: Hala Stulecia
Match duration: **Start:** 13:10 **End:** 14:35 **Total:** 1:25

| Teams | Sets | 1 | 2 | 3 | 4 | 5 | Total |
|---------------------|----------|------|------|------|---|---|-------|
| ARG | 3 | 25 | 25 | 25 | | | 75 |
| AUS | 0 | 18 | 19 | 18 | | | 55 |
| Set duration | | 0:21 | 0:24 | 0:27 | | | 1:12 |




ARG • Argentina



Set

Avg. by set

| Rk | No | Name | Running Sets | Faults | Still Sets | Total Attempts | Note |
|-------------------|----|--------------------|--------------|--------|------------|----------------|-------|
| 1 | 5 | Uriarte Nicolás | 32 | 1 | 19 | 52 | 10.67 |
| 2 | 15 | De Cecco Luciano | 6 | - | 8 | 14 | 2.00 |
| - | 1 | Darraidou Santiago | - | - | - | - | |
| - | 2 | Filardi Javier | - | - | - | - | |
| - | 7 | Conte Facundo | - | - | 1 | 1 | |
| - | 9 | Quiroga Rodrigo | - | - | - | - | |
| - | 10 | Gonzalez José Luis | - | - | - | - | |
| - | 11 | Solé Sebastian | - | - | - | - | |
| - | 14 | Crer Pablo | - | - | - | - | |
| - | 16 | Ramos Martin | - | - | - | - | |
| - | 20 | Toro Alejandro | - | - | - | - | |
| - | 21 | Closter Sebastián | - | - | - | - | |
| Others | | | - | - | - | - | |
| Total Team | | | 38 | 1 | 28 | 67 | 12.67 |



Reception

Eff. %
Limit: 25.00%


| Rk | No | Name | Excellents | Faults | Serve Receptions | Total Attempts | Note |
|-------------------|----|--------------------|------------|--------|------------------|----------------|-------|
| 1 | 2 | Filardi Javier | 14 | 1 | 14 | 29 | 44.83 |
| - | 21 | Closter Sebastián | 6 | - | 4 | 10 | |
| - | 7 | Conte Facundo | 4 | - | 1 | 5 | |
| - | 1 | Darraidou Santiago | - | - | - | - | |
| - | 5 | Uriarte Nicolás | - | - | - | - | |
| - | 9 | Quiroga Rodrigo | - | - | - | - | |
| - | 10 | Gonzalez José Luis | - | - | - | - | |
| - | 11 | Solé Sebastian | - | - | - | - | |
| - | 14 | Crer Pablo | - | - | - | - | |
| - | 15 | De Cecco Luciano | - | - | - | - | |
| - | 16 | Ramos Martin | - | - | - | - | |
| - | 20 | Toro Alejandro | - | - | - | - | |
| Others | | | - | - | - | - | |
| Total Team | | | 24 | 1 | 19 | 44 | 52.27 |

Match: 37 Date: 06.09.2014 Spectators: 4'869
 City: Wrocław
 Hall: Hala Stulecia
 Match duration: Start: 13:10 End: 14:35 Total: 1:25

| Teams | Sets | 1 | 2 | 3 | 4 | 5 | Total |
|--------------|------|------|------|------|---|---|-------|
| ARG | 3 | 25 | 25 | 25 | | | 75 |
| AUS | 0 | 18 | 19 | 18 | | | 55 |
| Set duration | | 0:21 | 0:24 | 0:27 | | | 1:12 |




AUS • Australia



Spike

Succ. %
Limit: 15.00%

| Rk | No | Name | Spikes | Faults | Shots | Total Attempts | Note |
|-------------------|----|----------------------------|--------|--------|-------|----------------|-------|
| 1 | 6 | Edgar Thomas | 12 | 4 | 10 | 26 | 46.15 |
| 2 | 9 | White Adam | 2 | 3 | 8 | 13 | 15.38 |
| - | 12 | Mote Nehemiah | 3 | - | 5 | 8 | |
| - | 15 | Douglas-Powell Thomas Ewen | 2 | - | 5 | 7 | |
| - | 1 | Zingel Aidan | 5 | 1 | 1 | 7 | |
| - | 3 | Roberts Nathan | 2 | 1 | 3 | 6 | |
| - | 16 | Smith Luke | 1 | 2 | 2 | 5 | |
| - | 17 | Carroll Paul | - | - | 2 | 2 | |
| - | 5 | Passier Travis | - | 2 | - | 2 | |
| - | 7 | Peacock Harrison | - | - | - | - | |
| - | 11 | Perry Luke | - | - | - | - | |
| - | 14 | Sukochev Grigory | - | - | - | - | |
| Others | | | - | - | - | - | |
| Total Team | | | 27 | 13 | 36 | 76 | 35.53 |



Block

Avg. by set


| Rk | No | Name | Kill Blocks | Faults | Rebounds | Total Attempts | Note |
|-------------------|----|----------------------------|-------------|--------|----------|----------------|------|
| 1 | 15 | Douglas-Powell Thomas Ewen | 2 | 1 | 1 | 4 | 0.67 |
| 1 | 1 | Zingel Aidan | 2 | 8 | 4 | 14 | 0.67 |
| 3 | 16 | Smith Luke | 1 | - | 1 | 2 | 0.33 |
| 3 | 12 | Mote Nehemiah | 1 | 7 | - | 8 | 0.33 |
| - | 11 | Perry Luke | - | - | - | - | |
| - | 14 | Sukochev Grigory | - | - | 1 | 1 | |
| - | 17 | Carroll Paul | - | 1 | 1 | 2 | |
| - | 6 | Edgar Thomas | - | 5 | 3 | 8 | |
| - | 5 | Passier Travis | - | 4 | 2 | 6 | |
| - | 9 | White Adam | - | 2 | 1 | 3 | |
| - | 7 | Peacock Harrison | - | 5 | 2 | 7 | |
| - | 3 | Roberts Nathan | - | 1 | - | 1 | |
| Others | | | - | - | - | - | |
| Total Team | | | 6 | 34 | 16 | 56 | 2.00 |

Match: 37 **Date:** 06.09.2014 **Spectators:** 4'869
City: Wrocław
Hall: Hala Stulecia
Match duration: **Start:** 13:10 **End:** 14:35 **Total:** 1:25

| Teams | Sets | 1 | 2 | 3 | 4 | 5 | Total |
|---------------------|----------|------|------|------|---|---|-------|
| ARG | 3 | 25 | 25 | 25 | | | 75 |
| AUS | 0 | 18 | 19 | 18 | | | 55 |
| Set duration | | 0:21 | 0:24 | 0:27 | | | 1:12 |



AUS • Australia




Serve

Avg. by set

| Rk | No | Name | Aces | Faults | Serve Hits | Total Attempts | Note |
|-------------------|----|----------------------------|------|--------|------------|----------------|------|
| 1 | 6 | Edgar Thomas | 1 | 2 | 5 | 8 | 0.33 |
| - | 5 | Passier Travis | - | - | 3 | 3 | |
| - | 7 | Peacock Harrison | - | - | 11 | 11 | |
| - | 11 | Perry Luke | - | - | - | - | |
| - | 16 | Smith Luke | - | - | 1 | 1 | |
| - | 1 | Zingel Aidan | - | 1 | 7 | 8 | |
| - | 12 | Mote Nehemiah | - | 1 | 5 | 6 | |
| - | 9 | White Adam | - | 2 | 5 | 7 | |
| - | 15 | Douglas-Powell Thomas Ewen | - | 3 | 4 | 7 | |
| - | 3 | Roberts Nathan | - | 1 | 1 | 2 | |
| - | 17 | Carroll Paul | - | 1 | 1 | 2 | |
| - | 14 | Sukochev Grigory | - | 1 | - | 1 | |
| Others | | | - | - | - | - | |
| Total Team | | | 1 | 12 | 43 | 56 | 0.33 |

Team

| | | | |
|-------------------------------|----|---|----|
| Opponent errors & Team faults | 21 | - | 21 |
|-------------------------------|----|---|----|



Dig

Avg. by set


| Rk | No | Name | Digs | Faults | Receptions | Total Attempts | Note |
|-------------------|----|----------------------------|------|--------|------------|----------------|-------|
| 1 | 11 | Perry Luke | 17 | 2 | 4 | 23 | 5.67 |
| 2 | 6 | Edgar Thomas | 8 | - | 3 | 11 | 2.67 |
| 3 | 7 | Peacock Harrison | 7 | 1 | 3 | 11 | 2.33 |
| 4 | 15 | Douglas-Powell Thomas Ewen | 5 | - | - | 5 | 1.67 |
| 5 | 3 | Roberts Nathan | 4 | 1 | 1 | 6 | 1.33 |
| 6 | 9 | White Adam | 3 | - | 1 | 4 | 1.00 |
| 6 | 17 | Carroll Paul | 3 | - | - | 3 | 1.00 |
| 8 | 1 | Zingel Aidan | 2 | 2 | - | 4 | 0.67 |
| 9 | 14 | Sukochev Grigory | 1 | - | - | 1 | 0.33 |
| 9 | 12 | Mote Nehemiah | 1 | 2 | - | 3 | 0.33 |
| - | 5 | Passier Travis | - | - | - | - | |
| - | 16 | Smith Luke | - | - | - | - | |
| Others | | | - | - | - | - | |
| Total Team | | | 51 | 8 | 12 | 71 | 17.00 |

Match: 37 Date: 06.09.2014 Spectators: 4'869
 City: Wrocław
 Hall: Hala Stulecia
 Match duration: Start: 13:10 End: 14:35 Total: 1:25

| Teams | Sets | 1 | 2 | 3 | 4 | 5 | Total |
|--------------|------|------|------|------|---|---|-------|
| ARG | 3 | 25 | 25 | 25 | | | 75 |
| AUS | 0 | 18 | 19 | 18 | | | 55 |
| Set duration | | 0:21 | 0:24 | 0:27 | | | 1:12 |




AUS • Australia



Set

Avg. by set

| Rk | No | Name | Running Sets | Faults | Still Sets | Total Attempts | Note |
|-------------------|----|----------------------------|--------------|--------|------------|----------------|------|
| 1 | 7 | Peacock Harrison | 25 | 1 | 27 | 53 | 8.33 |
| 2 | 14 | Sukochev Grigory | 4 | - | 6 | 10 | 1.33 |
| - | 1 | Zingel Aidan | - | - | - | - | |
| - | 3 | Roberts Nathan | - | - | - | - | |
| - | 5 | Passier Travis | - | - | - | - | |
| - | 6 | Edgar Thomas | - | - | - | - | |
| - | 9 | White Adam | - | - | - | - | |
| - | 11 | Perry Luke | - | - | - | - | |
| - | 12 | Mote Nehemiah | - | - | - | - | |
| - | 15 | Douglas-Powell Thomas Ewen | - | - | - | - | |
| - | 16 | Smith Luke | - | - | - | - | |
| - | 17 | Carroll Paul | - | - | - | - | |
| Others | | | - | - | - | - | |
| Total Team | | | 29 | 1 | 33 | 63 | 9.67 |



Reception

Eff. %
Limit: 25.00%


| Rk | No | Name | Excellents | Faults | Serve Receptions | Total Attempts | Note |
|-------------------|----|----------------------------|------------|--------|------------------|----------------|-------|
| 1 | 11 | Perry Luke | 10 | 1 | 6 | 17 | 52.94 |
| - | 9 | White Adam | 4 | 1 | 9 | 14 | |
| - | 3 | Roberts Nathan | 6 | 2 | 5 | 13 | |
| - | 15 | Douglas-Powell Thomas Ewen | 3 | 2 | 7 | 12 | |
| - | 16 | Smith Luke | 2 | - | - | 2 | |
| - | 1 | Zingel Aidan | - | - | - | - | |
| - | 6 | Edgar Thomas | - | - | - | - | |
| - | 7 | Peacock Harrison | - | - | - | - | |
| - | 12 | Mote Nehemiah | - | - | - | - | |
| - | 14 | Sukochev Grigory | - | - | - | - | |
| - | 17 | Carroll Paul | - | - | - | - | |
| - | 5 | Passier Travis | - | 1 | - | 1 | |
| Others | | | - | - | - | - | |
| Total Team | | | 25 | 7 | 27 | 59 | 30.51 |

Match: 38 **Date:** 06.09.2014 **Spectators:** 1'020
City: Katowice
Hall: Spodek
Match duration: Start: 13:10 End: 15:28 Total: 2:18

| Teams | Sets | 1 | 2 | 3 | 4 | 5 | Total |
|---------------------|----------|------|------|------|------|------|-------|
| CUB | 3 | 16 | 25 | 25 | 20 | 15 | 101 |
| TUN | 2 | 25 | 20 | 23 | 25 | 13 | 106 |
| Set duration | | 0:22 | 0:26 | 0:28 | 0:26 | 0:17 | 1:59 |




CUB • Cuba



Spike

Succ. %
Limit: 15.00%

| Rk | No | Name | Spikes | Faults | Shots | Total Attempts | Note |
|-------------------|----|--------------------------------|--------|--------|-------|----------------|-------|
| 1 | 8 | Cepeda Abreu Rolando | 23 | 7 | 15 | 45 | 51.11 |
| 2 | 4 | Jimenez Scull Javier Ernesto | 20 | 7 | 15 | 42 | 47.62 |
| 3 | 20 | Uriarte Mestre Osmany Santiago | 4 | 3 | 19 | 26 | 15.38 |
| - | 17 | Chapman Piñeiro Felix Emilio | 1 | 4 | 6 | 11 | |
| - | 13 | Fiel Rodriguez David | 5 | 1 | 1 | 7 | |
| - | 5 | Macias Infante Leandro | 3 | - | 2 | 5 | |
| - | 9 | Osoria Rodriguez Livan | - | 1 | 1 | 2 | |
| - | 2 | Romero Valdes Inovel | 1 | - | - | 1 | |
| - | 12 | Alfonso Gavilan Abrahan | - | - | 1 | 1 | |
| - | 3 | Calvo Manzano Ricardo Norberto | - | - | - | - | |
| - | 6 | Gutierrez Torna Keibel | - | - | - | - | |
| - | 16 | Mesa Sandoval Isbel | - | - | - | - | |
| Others | | | - | - | - | - | |
| Total Team | | | 57 | 23 | 60 | 140 | 40.71 |



Block

Avg. by set


| Rk | No | Name | Kill Blocks | Faults | Rebounds | Total Attempts | Note |
|-------------------|----|--------------------------------|-------------|--------|----------|----------------|------|
| 1 | 17 | Chapman Piñeiro Felix Emilio | 6 | 15 | 4 | 25 | 1.20 |
| 2 | 13 | Fiel Rodriguez David | 4 | 17 | 7 | 28 | 0.80 |
| 3 | 4 | Jimenez Scull Javier Ernesto | 2 | 2 | 2 | 6 | 0.40 |
| - | 3 | Calvo Manzano Ricardo Norberto | - | - | - | - | |
| - | 6 | Gutierrez Torna Keibel | - | - | - | - | |
| - | 12 | Alfonso Gavilan Abrahan | - | - | - | - | |
| - | 16 | Mesa Sandoval Isbel | - | - | 1 | 1 | |
| - | 5 | Macias Infante Leandro | - | 4 | 5 | 9 | |
| - | 2 | Romero Valdes Inovel | - | 3 | - | 3 | |
| - | 8 | Cepeda Abreu Rolando | - | 6 | - | 6 | |
| - | 9 | Osoria Rodriguez Livan | - | 1 | - | 1 | |
| - | 20 | Uriarte Mestre Osmany Santiago | - | 5 | - | 5 | |
| Others | | | - | - | - | - | |
| Total Team | | | 12 | 53 | 19 | 84 | 2.40 |

Match: 38 **Date:** 06.09.2014 **Spectators:** 1'020
City: Katowice
Hall: Spodek
Match duration: Start: 13:10 End: 15:28 Total: 2:18

| Teams | Sets | 1 | 2 | 3 | 4 | 5 | Total |
|---------------------|----------|------|------|------|------|------|-------|
| CUB | 3 | 16 | 25 | 25 | 20 | 15 | 101 |
| TUN | 2 | 25 | 20 | 23 | 25 | 13 | 106 |
| Set duration | | 0:22 | 0:26 | 0:28 | 0:26 | 0:17 | 1:59 |



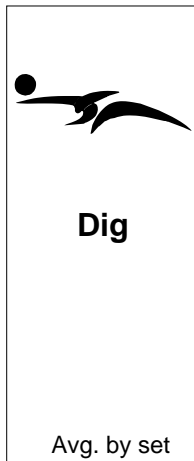
CUB • Cuba



| Rk | No | Name | Aces | Faults | Serve Hits | Total Attempts | Note |
|-------------------|----|--------------------------------|------|--------|------------|----------------|------|
| 1 | 8 | Cepeda Abreu Rolando | 1 | 3 | 20 | 24 | 0.20 |
| 1 | 4 | Jimenez Scull Javier Ernesto | 1 | 3 | 12 | 16 | 0.20 |
| 1 | 17 | Chapman Piñeiro Felix Emilio | 1 | 3 | 8 | 12 | 0.20 |
| 1 | 20 | Uriarte Mestre Osmany Santiago | 1 | 5 | 7 | 13 | 0.20 |
| - | 3 | Calvo Manzano Ricardo Norberto | - | - | 1 | 1 | |
| - | 6 | Gutierrez Torna Keibel | - | - | - | - | |
| - | 9 | Osoria Rodriguez Livan | - | - | 1 | 1 | |
| - | 12 | Alfonso Gavilan Abraham | - | - | 3 | 3 | |
| - | 16 | Mesa Sandoval Isbel | - | - | - | - | |
| - | 5 | Macias Infante Leandro | - | 1 | 14 | 15 | |
| - | 13 | Fiel Rodriguez David | - | 2 | 11 | 13 | |
| - | 2 | Romero Valdes Inovel | - | 2 | 1 | 3 | |
| Others | | | - | - | - | - | |
| Total Team | | | 4 | 19 | 78 | 101 | 0.80 |



| | | | |
|-------------------------------|----|---|----|
| Opponent errors & Team faults | 28 | - | 28 |
|-------------------------------|----|---|----|




| Rk | No | Name | Digs | Faults | Receptions | Total Attempts | Note |
|-------------------|----|--------------------------------|------|--------|------------|----------------|-------|
| 1 | 6 | Gutierrez Torna Keibel | 27 | 1 | - | 28 | 5.40 |
| 2 | 4 | Jimenez Scull Javier Ernesto | 13 | 1 | - | 14 | 2.60 |
| 3 | 5 | Macias Infante Leandro | 12 | - | 1 | 13 | 2.40 |
| 3 | 8 | Cepeda Abreu Rolando | 12 | 3 | 2 | 17 | 2.40 |
| 5 | 13 | Fiel Rodriguez David | 4 | - | - | 4 | 0.80 |
| 6 | 12 | Alfonso Gavilan Abraham | 3 | - | - | 3 | 0.60 |
| 7 | 17 | Chapman Piñeiro Felix Emilio | 2 | - | 1 | 3 | 0.40 |
| 7 | 20 | Uriarte Mestre Osmany Santiago | 2 | - | - | 2 | 0.40 |
| 9 | 2 | Romero Valdes Inovel | 1 | - | 3 | 4 | 0.20 |
| - | 3 | Calvo Manzano Ricardo Norberto | - | - | - | - | |
| - | 9 | Osoria Rodriguez Livan | - | - | - | - | |
| - | 16 | Mesa Sandoval Isbel | - | - | - | - | |
| Others | | | - | - | - | - | |
| Total Team | | | 76 | 5 | 7 | 88 | 15.20 |

Match: 38 **Date:** 06.09.2014 **Spectators:** 1'020
City: Katowice
Hall: Spodek
Match duration: Start: 13:10 End: 15:28 Total: 2:18

| Teams | Sets | 1 | 2 | 3 | 4 | 5 | Total |
|---------------------|----------|------|------|------|------|------|-------|
| CUB | 3 | 16 | 25 | 25 | 20 | 15 | 101 |
| TUN | 2 | 25 | 20 | 23 | 25 | 13 | 106 |
| Set duration | | 0:22 | 0:26 | 0:28 | 0:26 | 0:17 | 1:59 |




CUB • Cuba



Set

Avg. by set

| Rk | No | Name | Running Sets | Faults | Still Sets | Total Attempts | Note |
|-------------------|----|--------------------------------|--------------|--------|------------|----------------|-------|
| 1 | 5 | Macias Infante Leandro | 47 | 1 | 58 | 106 | 9.40 |
| 2 | 3 | Calvo Manzano Ricardo Norberto | 3 | - | 5 | 8 | 0.60 |
| - | 2 | Romero Valdes Inovel | - | - | - | - | - |
| - | 4 | Jimenez Scull Javier Ernesto | - | - | - | - | - |
| - | 6 | Gutierrez Torna Keibel | - | - | - | - | - |
| - | 8 | Cepeda Abreu Rolando | - | - | - | - | - |
| - | 9 | Osoria Rodriguez Livan | - | - | - | - | - |
| - | 12 | Alfonso Gavilan Abrahan | - | - | - | - | - |
| - | 13 | Fiel Rodriguez David | - | - | - | - | - |
| - | 16 | Mesa Sandoval Isbel | - | - | - | - | - |
| - | 17 | Chapman Piñeiro Felix Emilio | - | - | - | - | - |
| - | 20 | Uriarte Mestre Osmany Santiago | - | - | - | - | - |
| Others | | | - | - | - | - | - |
| Total Team | | | 50 | 1 | 63 | 114 | 10.00 |



Reception

Eff. %
Limit: 25.00%

| Rk | No | Name | Excellents | Faults | Serve Receptions | Total Attempts | Note |
|-------------------|----|--------------------------------|------------|--------|------------------|----------------|-------|
| 1 | 20 | Uriarte Mestre Osmany Santiago | 26 | 2 | 26 | 54 | 44.44 |
| - | 6 | Gutierrez Torna Keibel | 9 | 1 | 10 | 20 | - |
| - | 2 | Romero Valdes Inovel | 6 | 1 | 9 | 16 | - |
| - | 4 | Jimenez Scull Javier Ernesto | 1 | 1 | 2 | 4 | - |
| - | 12 | Alfonso Gavilan Abrahan | - | - | 1 | 1 | - |
| - | 13 | Fiel Rodriguez David | - | - | 1 | 1 | - |
| - | 17 | Chapman Piñeiro Felix Emilio | - | - | 1 | 1 | - |
| - | 3 | Calvo Manzano Ricardo Norberto | - | - | - | - | - |
| - | 5 | Macias Infante Leandro | - | - | - | - | - |
| - | 8 | Cepeda Abreu Rolando | - | - | - | - | - |
| - | 9 | Osoria Rodriguez Livan | - | - | - | - | - |
| - | 16 | Mesa Sandoval Isbel | - | - | - | - | - |
| Others | | | - | - | - | - | - |
| Total Team | | | 42 | 5 | 50 | 97 | 38.14 |

Match: 38 Date: 06.09.2014 Spectators: 1'020

City: Katowice


Hall: Spodek

Match duration: Start: 13:10 End: 15:28 Total: 2:18

| Teams | Sets | 1 | 2 | 3 | 4 | 5 | Total |
|---------------------|----------|------|------|------|------|------|-------|
| CUB | 3 | 16 | 25 | 25 | 20 | 15 | 101 |
| TUN | 2 | 25 | 20 | 23 | 25 | 13 | 106 |
| Set duration | | 0:22 | 0:26 | 0:28 | 0:26 | 0:17 | 1:59 |




TUN • Tunisia



Spike

Succ. %
Limit: 15.00%

| Rk | No | Name | Spikes | Faults | Shots | Total Attempts | Note |
|-------------------|----|-------------------------------|--------|--------|-------|----------------|-------|
| 1 | 6 | Ben Othmen Miladi Mohamed Ali | 15 | 2 | 14 | 31 | 48.39 |
| 2 | 4 | Garci Marouen | 17 | 8 | 20 | 45 | 37.78 |
| - | 11 | Moalla Ismail | 6 | 6 | 5 | 17 | |
| - | 2 | Kadhi Ahmed | 6 | 1 | 2 | 9 | |
| - | 7 | Kamosli Elyes | 3 | 1 | 2 | 6 | |
| - | 20 | Agrebi Omar | 1 | 2 | 1 | 4 | |
| - | 5 | Sellami Samir | 1 | 1 | 1 | 3 | |
| - | 10 | Nagga Hamza | - | 1 | 1 | 2 | |
| - | 12 | Taouerghi Anouer | - | - | 1 | 1 | |
| - | 15 | Kaabi Hichem | 1 | - | - | 1 | |
| - | 16 | Ben Slimene Khaled | - | - | - | - | |
| - | 21 | Miladi Nabil | - | - | - | - | |
| Others | | | - | - | - | - | |
| Total Team | | | 50 | 22 | 47 | 119 | 42.02 |



Block

Avg. by set

| Rk | No | Name | Kill Blocks | Faults | Rebounds | Total Attempts | Note |
|-------------------|----|-------------------------------|-------------|--------|----------|----------------|------|
| 1 | 20 | Agrebi Omar | 4 | 17 | 10 | 31 | 0.80 |
| 2 | 11 | Moalla Ismail | 2 | 6 | 3 | 11 | 0.40 |
| 2 | 2 | Kadhi Ahmed | 2 | 19 | 5 | 26 | 0.40 |
| 4 | 16 | Ben Slimene Khaled | 1 | 2 | 2 | 5 | 0.20 |
| 4 | 5 | Sellami Samir | 1 | 3 | 2 | 6 | 0.20 |
| 4 | 6 | Ben Othmen Miladi Mohamed Ali | 1 | 6 | 2 | 9 | 0.20 |
| - | 12 | Taouerghi Anouer | - | - | - | - | |
| - | 15 | Kaabi Hichem | - | - | - | - | |
| - | 21 | Miladi Nabil | - | - | - | - | |
| - | 7 | Kamosli Elyes | - | 1 | 1 | 2 | |
| - | 4 | Garci Marouen | - | 3 | 1 | 4 | |
| - | 10 | Nagga Hamza | - | 1 | - | 1 | |
| Others | | | - | - | - | - | |
| Total Team | | | 11 | 58 | 26 | 95 | 2.20 |


Match: 38 **Date:** 06.09.2014 **Spectators:** 1'020
City: Katowice
Hall: Spodek
Match duration: Start: 13:10 End: 15:28 Total: 2:18

| Teams | Sets | 1 | 2 | 3 | 4 | 5 | Total |
|---------------------|----------|------|------|------|------|------|-------|
| CUB | 3 | 16 | 25 | 25 | 20 | 15 | 101 |
| TUN | 2 | 25 | 20 | 23 | 25 | 13 | 106 |
| Set duration | | 0:22 | 0:26 | 0:28 | 0:26 | 0:17 | 1:59 |



TUN • Tunisia

| Rk | No | Name | Aces | Faults | Serve Hits | Total Attempts | Note |
|-------------------|----|-------------------------------|------|--------|------------|----------------|------|
| 1 | 15 | Kaabi Hichem | 1 | - | 2 | 3 | 0.20 |
| 1 | 20 | Agrebi Omar | 1 | 1 | 14 | 16 | 0.20 |
| 1 | 11 | Moalla Ismail | 1 | 2 | 10 | 13 | 0.20 |
| 1 | 2 | Kadhi Ahmed | 1 | 3 | 10 | 14 | 0.20 |
| - | 5 | Sellami Samir | - | - | 9 | 9 | |
| - | 7 | Kamosli Elyes | - | - | 5 | 5 | |
| - | 10 | Nagga Hamza | - | - | - | - | |
| - | 12 | Taouerghi Anouer | - | - | - | - | |
| - | 21 | Miladi Nabil | - | - | - | - | |
| - | 6 | Ben Othmen Miladi Mohamed Ali | - | 1 | 28 | 29 | |
| - | 4 | Garci Marouen | - | 1 | 14 | 15 | |
| - | 16 | Ben Slimene Khaled | - | 1 | 2 | 3 | |
| Others | | | - | - | - | - | |
| Total Team | | | 4 | 9 | 94 | 107 | 0.80 |




Serve

Avg. by set

| Team | Opponent errors & Team faults | Aces | Faults | Total Attempts |
|------|-------------------------------|------|--------|----------------|
| | | 41 | - | 41 |

| Rk | No | Name | Digs | Faults | Receptions | Total Attempts | Note |
|-------------------|----|-------------------------------|------|--------|------------|----------------|-------|
| 1 | 12 | Taouerghi Anouer | 31 | - | 3 | 34 | 6.20 |
| 2 | 6 | Ben Othmen Miladi Mohamed Ali | 14 | 2 | - | 16 | 2.80 |
| 3 | 5 | Sellami Samir | 10 | - | 1 | 11 | 2.00 |
| 4 | 11 | Moalla Ismail | 7 | - | 1 | 8 | 1.40 |
| 5 | 20 | Agrebi Omar | 6 | - | 1 | 7 | 1.20 |
| 5 | 7 | Kamosli Elyes | 6 | 1 | 2 | 9 | 1.20 |
| 7 | 2 | Kadhi Ahmed | 5 | - | 1 | 6 | 1.00 |
| 8 | 4 | Garci Marouen | 4 | 1 | 2 | 7 | 0.80 |
| 8 | 16 | Ben Slimene Khaled | 4 | 1 | - | 5 | 0.80 |
| - | 10 | Nagga Hamza | - | - | - | - | |
| - | 15 | Kaabi Hichem | - | - | - | - | |
| - | 21 | Miladi Nabil | - | - | - | - | |
| Others | | | - | - | - | - | |
| Total Team | | | 87 | 5 | 11 | 103 | 17.40 |



Dig

Avg. by set




Match: 38 **Date:** 06.09.2014 **Spectators:** 1'020
City: Katowice
Hall: Spodek
Match duration: Start: 13:10 End: 15:28 Total: 2:18

| Teams | Sets | 1 | 2 | 3 | 4 | 5 | Total |
|---------------------|----------|------|------|------|------|------|-------|
| CUB | 3 | 16 | 25 | 25 | 20 | 15 | 101 |
| TUN | 2 | 25 | 20 | 23 | 25 | 13 | 106 |
| Set duration | | 0:22 | 0:26 | 0:28 | 0:26 | 0:17 | 1:59 |




TUN • Tunisia



Set

Avg. by set

| Rk | No | Name | Running Sets | Faults | Still Sets | Total Attempts | Note |
|-------------------|----|-------------------------------|--------------|--------|------------|----------------|------|
| 1 | 5 | Sellami Samir | 26 | 2 | 37 | 65 | 5.20 |
| 2 | 16 | Ben Slimene Khaled | 13 | - | 13 | 26 | 2.60 |
| - | 2 | Kadhi Ahmed | - | - | - | - | |
| - | 4 | Garci Marouen | - | - | - | - | |
| - | 6 | Ben Othmen Miladi Mohamed Ali | - | - | - | - | |
| - | 7 | Kamosli Elyes | - | - | - | - | |
| - | 10 | Nagga Hamza | - | - | - | - | |
| - | 11 | Moalla Ismail | - | - | - | - | |
| - | 12 | Taouerghi Anouer | - | - | - | - | |
| - | 15 | Kaabi Hichem | - | - | - | - | |
| - | 20 | Agrebi Omar | - | - | - | - | |
| - | 21 | Miladi Nabil | - | - | - | - | |
| Others | | | - | - | - | - | |
| Total Team | | | 39 | 2 | 50 | 91 | 7.80 |



Reception

Eff. %
Limit: 25.00%


| Rk | No | Name | Excellents | Faults | Serve Receptions | Total Attempts | Note |
|-------------------|----|-------------------------------|------------|--------|------------------|----------------|-------|
| 1 | 6 | Ben Othmen Miladi Mohamed Ali | 14 | 2 | 18 | 34 | 35.29 |
| 2 | 11 | Moalla Ismail | 9 | 1 | 13 | 23 | 34.78 |
| - | 12 | Taouerghi Anouer | 7 | 1 | 9 | 17 | |
| - | 7 | Kamosli Elyes | 4 | - | 1 | 5 | |
| - | 2 | Kadhi Ahmed | - | - | 1 | 1 | |
| - | 4 | Garci Marouen | - | - | - | - | |
| - | 5 | Sellami Samir | - | - | - | - | |
| - | 15 | Kaabi Hichem | - | - | - | - | |
| - | 16 | Ben Slimene Khaled | - | - | - | - | |
| - | 20 | Agrebi Omar | - | - | - | - | |
| - | 21 | Miladi Nabil | - | - | - | - | |
| - | 10 | Nagga Hamza | - | 1 | 1 | 2 | |
| Others | | | - | - | - | - | |
| Total Team | | | 34 | 5 | 43 | 82 | 35.37 |

Match: 39 **Date:** 06.09.2014 **Spectators:** 3'000
City: Gdansk
Hall: Ergo Arena
Match duration: Start: 13:10 End: 15:45 Total: 2:35

| Teams | Sets | 1 | 2 | 3 | 4 | 5 | Total |
|---------------------|----------|------|------|------|------|------|-------|
| BUL | 3 | 25 | 26 | 23 | 20 | 15 | 109 |
| EGY | 2 | 22 | 24 | 25 | 25 | 11 | 107 |
| Set duration | | 0:27 | 0:32 | 0:32 | 0:28 | 0:17 | 2:16 |




BUL • Bulgaria



Spike

Succ. %
Limit: 15.00%

| Rk | No | Name | Spikes | Faults | Shots | Total Attempts | Note |
|-------------------|----|---------------------|--------|--------|-------|----------------|-------|
| 1 | 15 | Aleksiev Todor | 20 | 9 | 9 | 38 | 52.63 |
| 2 | 6 | Milushev Danail | 16 | 7 | 18 | 41 | 39.02 |
| - | 7 | Gradinarov Miroslav | 6 | 4 | 7 | 17 | |
| - | 14 | Todorov Teodor | 8 | - | 5 | 13 | |
| - | 5 | Gotsev Svetoslav | 2 | 1 | 6 | 9 | |
| - | 3 | Zhekov Andrey | 3 | 1 | 2 | 6 | |
| - | 17 | Penchev Nikolay | 2 | 2 | - | 4 | |
| - | 8 | Skrimov Todor | - | - | - | - | |
| - | 9 | Dimitrov Dobromir | - | - | - | - | |
| - | 12 | Yosifov Viktor | - | - | - | - | |
| - | 13 | Salparov Teodor | - | - | - | - | |
| - | 19 | Sokolov Tsvetan | - | - | - | - | |
| Others | | | - | - | - | - | |
| Total Team | | | 57 | 24 | 47 | 128 | 44.53 |




Block

Avg. by set

| Rk | No | Name | Kill Blocks | Faults | Rebounds | Total Attempts | Note |
|-------------------|----|---------------------|-------------|--------|----------|----------------|------|
| 1 | 15 | Aleksiev Todor | 5 | 4 | 4 | 13 | 1.00 |
| 1 | 5 | Gotsev Svetoslav | 5 | 9 | 6 | 20 | 1.00 |
| 3 | 6 | Milushev Danail | 3 | 4 | 5 | 12 | 0.60 |
| 4 | 3 | Zhekov Andrey | 2 | 3 | 5 | 10 | 0.40 |
| 4 | 14 | Todorov Teodor | 2 | 6 | 3 | 11 | 0.40 |
| 6 | 7 | Gradinarov Miroslav | 1 | 2 | 4 | 7 | 0.20 |
| - | 8 | Skrimov Todor | - | - | - | - | |
| - | 9 | Dimitrov Dobromir | - | - | - | - | |
| - | 12 | Yosifov Viktor | - | - | - | - | |
| - | 13 | Salparov Teodor | - | - | - | - | |
| - | 17 | Penchev Nikolay | - | - | - | - | |
| - | 19 | Sokolov Tsvetan | - | - | - | - | |
| Others | | | - | - | - | - | |
| Total Team | | | 18 | 28 | 27 | 73 | 3.60 |

Match: 39 **Date:** 06.09.2014 **Spectators:** 3'000
City: Gdansk
Hall: Ergo Arena
Match duration: Start: 13:10 End: 15:45 Total: 2:35

| Teams | Sets | 1 | 2 | 3 | 4 | 5 | Total |
|---------------------|----------|------|------|------|------|------|-------|
| BUL | 3 | 25 | 26 | 23 | 20 | 15 | 109 |
| EGY | 2 | 22 | 24 | 25 | 25 | 11 | 107 |
| Set duration | | 0:27 | 0:32 | 0:32 | 0:28 | 0:17 | 2:16 |



BUL • Bulgaria



Serve

Avg. by set

| Rk | No | Name | Aces | Faults | Serve Hits | Total Attempts | Note |
|-------------------|----|---------------------|------|--------|------------|----------------|------|
| 1 | 8 | Skrimov Todor | 1 | 1 | 5 | 7 | 0.20 |
| 1 | 7 | Gradinarov Miroslav | 1 | 3 | 8 | 12 | 0.20 |
| 1 | 3 | Zhekov Andrey | 1 | 4 | 9 | 14 | 0.20 |
| 1 | 6 | Milushev Danail | 1 | 7 | 10 | 18 | 0.20 |
| - | 9 | Dimitrov Dobromir | - | - | 2 | 2 | |
| - | 12 | Yosifov Viktor | - | - | - | - | |
| - | 13 | Salparov Teodor | - | - | - | - | |
| - | 15 | Aleksiev Todor | - | - | 17 | 17 | |
| - | 17 | Penchev Nikolay | - | - | 5 | 5 | |
| - | 19 | Sokolov Tsvetan | - | - | - | - | |
| - | 14 | Todorov Teodor | - | 2 | 17 | 19 | |
| - | 5 | Gotsev Svetoslav | - | 2 | 12 | 14 | |
| Others | | | - | - | - | - | |
| Total Team | | | 4 | 19 | 85 | 108 | 0.80 |

Team

| | | | |
|-------------------------------|----|---|----|
| Opponent errors & Team faults | 30 | - | 30 |
|-------------------------------|----|---|----|



Dig

Avg. by set

| Rk | No | Name | Digs | Faults | Receptions | Total Attempts | Note |
|-------------------|----|---------------------|------|--------|------------|----------------|------|
| 1 | 13 | Salparov Teodor | 12 | 3 | 7 | 22 | 2.40 |
| 2 | 15 | Aleksiev Todor | 9 | 1 | - | 10 | 1.80 |
| 3 | 3 | Zhekov Andrey | 7 | 5 | 2 | 14 | 1.40 |
| 4 | 7 | Gradinarov Miroslav | 6 | - | 1 | 7 | 1.20 |
| 5 | 6 | Milushev Danail | 5 | 2 | 3 | 10 | 1.00 |
| 6 | 14 | Todorov Teodor | 3 | 1 | 2 | 6 | 0.60 |
| 7 | 5 | Gotsev Svetoslav | 1 | - | 1 | 2 | 0.20 |
| 7 | 8 | Skrimov Todor | 1 | 1 | - | 2 | 0.20 |
| - | 9 | Dimitrov Dobromir | - | - | - | - | |
| - | 12 | Yosifov Viktor | - | - | - | - | |
| - | 19 | Sokolov Tsvetan | - | - | - | - | |
| - | 17 | Penchev Nikolay | - | 1 | 1 | 2 | |
| Others | | | - | 13 | - | 13 | |
| Total Team | | | 44 | 27 | 17 | 88 | 8.80 |

Match: 39 **Date:** 06.09.2014 **Spectators:** 3'000
City: Gdansk
Hall: Ergo Arena
Match duration: **Start:** 13:10 **End:** 15:45 **Total:** 2:35

| Teams | Sets | 1 | 2 | 3 | 4 | 5 | Total |
|---------------------|----------|------|------|------|------|------|-------|
| BUL | 3 | 25 | 26 | 23 | 20 | 15 | 109 |
| EGY | 2 | 22 | 24 | 25 | 25 | 11 | 107 |
| Set duration | | 0:27 | 0:32 | 0:32 | 0:28 | 0:17 | 2:16 |



BUL • Bulgaria



Set

Avg. by set

| Rk | No | Name | Running Sets | Faults | Still Sets | Total Attempts | Note |
|-------------------|----|---------------------|--------------|--------|------------|----------------|------|
| 1 | 3 | Zhekov Andrey | 31 | 1 | 72 | 104 | 6.20 |
| - | 5 | Gotsev Svetoslav | - | - | - | - | |
| - | 6 | Milushev Danail | - | - | - | - | |
| - | 7 | Gradinarov Miroslav | - | - | 3 | 3 | |
| - | 8 | Skrimov Todor | - | - | - | - | |
| - | 9 | Dimitrov Dobromir | - | - | - | - | |
| - | 12 | Yosifov Viktor | - | - | - | - | |
| - | 13 | Salparov Teodor | - | - | 3 | 3 | |
| - | 14 | Todorov Teodor | - | - | 2 | 2 | |
| - | 15 | Aleksiev Todor | - | - | 3 | 3 | |
| - | 17 | Penchev Nikolay | - | - | - | - | |
| - | 19 | Sokolov Tsvetan | - | - | - | - | |
| Others | | | - | - | - | - | |
| Total Team | | | 31 | 1 | 83 | 115 | 6.20 |



Reception

Eff. %
Limit: 25.00%


| Rk | No | Name | Excellents | Faults | Serve Receptions | Total Attempts | Note |
|-------------------|----|---------------------|------------|--------|------------------|----------------|-------|
| 1 | 7 | Gradinarov Miroslav | 16 | 3 | 17 | 36 | 36.11 |
| 2 | 15 | Aleksiev Todor | 9 | 4 | 12 | 25 | 20.00 |
| - | 13 | Salparov Teodor | 14 | 1 | 4 | 19 | |
| - | 17 | Penchev Nikolay | 7 | - | 7 | 14 | |
| - | 8 | Skrimov Todor | 2 | - | - | 2 | |
| - | 3 | Zhekov Andrey | - | - | - | - | |
| - | 5 | Gotsev Svetoslav | - | - | - | - | |
| - | 6 | Milushev Danail | - | - | - | - | |
| - | 9 | Dimitrov Dobromir | - | - | - | - | |
| - | 12 | Yosifov Viktor | - | - | - | - | |
| - | 14 | Todorov Teodor | - | - | - | - | |
| - | 19 | Sokolov Tsvetan | - | - | - | - | |
| Others | | | - | - | - | - | |
| Total Team | | | 48 | 8 | 40 | 96 | 41.67 |

Match: 39 **Date:** 06.09.2014 **Spectators:** 3'000
City: Gdansk
Hall: Ergo Arena
Match duration: Start: 13:10 End: 15:45 Total: 2:35

| Teams | Sets | 1 | 2 | 3 | 4 | 5 | Total |
|---------------------|----------|------|------|------|------|------|-------|
| BUL | 3 | 25 | 26 | 23 | 20 | 15 | 109 |
| EGY | 2 | 22 | 24 | 25 | 25 | 11 | 107 |
| Set duration | | 0:27 | 0:32 | 0:32 | 0:28 | 0:17 | 2:16 |




EGY • Egypt



Spike

Succ. %
Limit: 15.00%

| Rk | No | Name | Spikes | Faults | Shots | Total Attempts | Note |
|-------------------|----|--------------------------|--------|--------|-------|----------------|-------|
| 1 | 8 | Thakil Mohamed | 14 | 7 | 7 | 28 | 50.00 |
| 2 | 4 | Abdelhay Ahmed | 16 | 9 | 18 | 43 | 37.21 |
| 3 | 1 | Youssef Saleh | 9 | 10 | 10 | 29 | 31.03 |
| - | 20 | Abou Abd Elhalim Mohamed | 4 | 3 | 4 | 11 | |
| - | 6 | Abdelrehim Mamdouh | 1 | 1 | 6 | 8 | |
| - | 12 | Abdalla Hossam | 1 | 1 | 5 | 7 | |
| - | 15 | Elkotb Ahmed | 2 | - | 1 | 3 | |
| - | 9 | Atia Rashad | 1 | - | 1 | 2 | |
| - | 13 | Badawy Mohamed | - | - | 2 | 2 | |
| - | 2 | Abdelkader Islam | - | - | - | - | |
| - | 3 | El Sayed Ahmed | - | - | - | - | |
| - | 19 | Moawad Mohamed | - | - | - | - | |
| Others | | | - | - | - | - | |
| Total Team | | | 48 | 31 | 54 | 133 | 36.09 |



Block

Avg. by set


| Rk | No | Name | Kill Blocks | Faults | Rebounds | Total Attempts | Note |
|-------------------|----|--------------------------|-------------|--------|----------|----------------|------|
| 1 | 1 | Youssef Saleh | 5 | 3 | 2 | 10 | 1.00 |
| 1 | 20 | Abou Abd Elhalim Mohamed | 5 | 6 | 6 | 17 | 1.00 |
| 3 | 4 | Abdelhay Ahmed | 3 | 4 | 1 | 8 | 0.60 |
| 4 | 12 | Abdalla Hossam | 1 | 2 | 5 | 8 | 0.20 |
| 4 | 8 | Thakil Mohamed | 1 | 1 | 1 | 3 | 0.20 |
| - | 2 | Abdelkader Islam | - | - | - | - | |
| - | 3 | El Sayed Ahmed | - | - | - | - | |
| - | 19 | Moawad Mohamed | - | - | - | - | |
| - | 6 | Abdelrehim Mamdouh | - | 5 | 3 | 8 | |
| - | 9 | Atia Rashad | - | 2 | 1 | 3 | |
| - | 15 | Elkotb Ahmed | - | 2 | 1 | 3 | |
| - | 13 | Badawy Mohamed | - | 2 | - | 2 | |
| Others | | | - | - | - | - | |
| Total Team | | | 15 | 27 | 20 | 62 | 3.00 |

Match: 39 **Date:** 06.09.2014 **Spectators:** 3'000
City: Gdansk
Hall: Ergo Arena
Match duration: **Start:** 13:10 **End:** 15:45 **Total:** 2:35

| Teams | Sets | 1 | 2 | 3 | 4 | 5 | Total |
|---------------------|----------|------|------|------|------|------|-------|
| BUL | 3 | 25 | 26 | 23 | 20 | 15 | 109 |
| EGY | 2 | 22 | 24 | 25 | 25 | 11 | 107 |
| Set duration | | 0:27 | 0:32 | 0:32 | 0:28 | 0:17 | 2:16 |



EGY • Egypt




Serve

Avg. by set

| Rk | No | Name | Aces | Faults | Serve Hits | Total Attempts | Note |
|-------------------|----|--------------------------|------|--------|------------|----------------|------|
| 1 | 20 | Abou Abd Elhalim Mohamed | 3 | 1 | 10 | 14 | 0.60 |
| 2 | 6 | Abdelrehim Mamdouh | 2 | 1 | 15 | 18 | 0.40 |
| 3 | 1 | Youssef Saleh | 1 | 1 | 12 | 14 | 0.20 |
| 3 | 4 | Abdelhay Ahmed | 1 | 2 | 17 | 20 | 0.20 |
| 3 | 8 | Thakil Mohamed | 1 | 5 | 8 | 14 | 0.20 |
| - | 2 | Abdelkader Islam | - | - | 5 | 5 | |
| - | 3 | El Sayed Ahmed | - | - | - | - | |
| - | 13 | Badawy Mohamed | - | - | 1 | 1 | |
| - | 15 | Elkotb Ahmed | - | - | - | - | |
| - | 19 | Moawad Mohamed | - | - | - | - | |
| - | 12 | Abdalla Hossam | - | 1 | 15 | 16 | |
| - | 9 | Atia Rashad | - | 1 | 5 | 6 | |
| Others | | | - | - | - | - | |
| Total Team | | | 8 | 12 | 88 | 108 | 1.60 |

Team

| | | | |
|-------------------------------|----|---|----|
| Opponent errors & Team faults | 36 | - | 36 |
|-------------------------------|----|---|----|



Dig

Avg. by set


| Rk | No | Name | Digs | Faults | Receptions | Total Attempts | Note |
|-------------------|----|--------------------------|------|--------|------------|----------------|------|
| 1 | 19 | Moawad Mohamed | 13 | 1 | 3 | 17 | 2.60 |
| 2 | 12 | Abdalla Hossam | 9 | - | 2 | 11 | 1.80 |
| 3 | 1 | Youssef Saleh | 7 | 2 | 4 | 13 | 1.40 |
| 4 | 4 | Abdelhay Ahmed | 6 | - | 2 | 8 | 1.20 |
| 5 | 6 | Abdelrehim Mamdouh | 5 | - | 2 | 7 | 1.00 |
| 6 | 8 | Thakil Mohamed | 4 | 1 | 5 | 10 | 0.80 |
| 7 | 13 | Badawy Mohamed | 3 | - | - | 3 | 0.60 |
| 8 | 2 | Abdelkader Islam | 1 | - | - | 1 | 0.20 |
| 8 | 20 | Abou Abd Elhalim Mohamed | 1 | - | - | 1 | 0.20 |
| - | 3 | El Sayed Ahmed | - | - | - | - | |
| - | 9 | Atia Rashad | - | - | - | - | |
| - | 15 | Elkotb Ahmed | - | - | - | - | |
| Others | | | - | 27 | - | 27 | |
| Total Team | | | 49 | 31 | 18 | 98 | 9.80 |

Match: 39 **Date:** 06.09.2014 **Spectators:** 3'000
City: Gdansk
Hall: Ergo Arena
Match duration: **Start:** 13:10 **End:** 15:45 **Total:** 2:35

| Teams | Sets | 1 | 2 | 3 | 4 | 5 | Total |
|---------------------|----------|------|------|------|------|------|-------|
| BUL | 3 | 25 | 26 | 23 | 20 | 15 | 109 |
| EGY | 2 | 22 | 24 | 25 | 25 | 11 | 107 |
| Set duration | | 0:27 | 0:32 | 0:32 | 0:28 | 0:17 | 2:16 |




EGY • Egypt



Set

Avg. by set

| Rk | No | Name | Running Sets | Faults | Still Sets | Total Attempts | Note |
|-------------------|----|--------------------------|--------------|--------|------------|----------------|------|
| 1 | 12 | Abdalla Hossam | 15 | 1 | 74 | 90 | 3.00 |
| - | 2 | Abdelkader Islam | - | - | - | - | |
| - | 3 | El Sayed Ahmed | - | - | 5 | 5 | |
| - | 4 | Abdelhay Ahmed | - | - | 4 | 4 | |
| - | 8 | Thakil Mohamed | - | - | 3 | 3 | |
| - | 9 | Atia Rashad | - | - | - | - | |
| - | 13 | Badawy Mohamed | - | - | - | - | |
| - | 15 | Elkotb Ahmed | - | - | - | - | |
| - | 20 | Abou Abd Elhalim Mohamed | - | - | 5 | 5 | |
| - | 19 | Moawad Mohamed | - | 1 | 7 | 8 | |
| - | 1 | Youssef Saleh | - | 1 | 5 | 6 | |
| - | 6 | Abdelrehim Mamdouh | - | 1 | 2 | 3 | |
| Others | | | - | - | - | - | |
| Total Team | | | 15 | 4 | 105 | 124 | 3.00 |



Reception

Eff. %
Limit: 25.00%


| Rk | No | Name | Excellents | Faults | Serve Receptions | Total Attempts | Note |
|-------------------|----|--------------------------|------------|--------|------------------|----------------|-------|
| 1 | 1 | Youssef Saleh | 13 | - | 19 | 32 | 40.63 |
| 2 | 8 | Thakil Mohamed | 10 | 2 | 19 | 31 | 25.81 |
| - | 19 | Moawad Mohamed | 9 | 1 | 12 | 22 | |
| - | 12 | Abdalla Hossam | - | - | 1 | 1 | |
| - | 13 | Badawy Mohamed | 1 | - | - | 1 | |
| - | 20 | Abou Abd Elhalim Mohamed | - | - | 1 | 1 | |
| - | 2 | Abdelkader Islam | - | - | - | - | |
| - | 3 | El Sayed Ahmed | - | - | - | - | |
| - | 4 | Abdelhay Ahmed | - | - | - | - | |
| - | 6 | Abdelrehim Mamdouh | - | - | - | - | |
| - | 9 | Atia Rashad | - | - | - | - | |
| - | 15 | Elkotb Ahmed | - | - | - | - | |
| Others | | | - | 1 | - | 1 | |
| Total Team | | | 33 | 4 | 52 | 89 | 32.58 |

Match: 40 **Date:** 06.09.2014 **Spectators:** 14'100
City: Kraków
Hall: Krakow Arena
Match duration: **Start:** 13:10 **End:** 15:10 **Total:** 2:00

| Teams | Sets | 1 | 2 | 3 | 4 | 5 | Total |
|---------------------|----------|------|------|------|------|---|-------|
| USA | 1 | 25 | 17 | 15 | 21 | | 78 |
| FRA | 3 | 19 | 25 | 25 | 25 | | 94 |
| Set duration | | 0:27 | 0:24 | 0:26 | 0:27 | | 1:44 |




USA • USA



Spike

Succ. %
Limit: 15.00%

| Rk | No | Name | Spikes | Faults | Shots | Total Attempts | Note |
|-------------------|----|--------------------|--------|--------|-------|----------------|-------|
| 1 | 3 | Sander Taylor | 10 | 5 | 7 | 22 | 45.45 |
| 2 | 1 | Anderson Matthew | 16 | 4 | 17 | 37 | 43.24 |
| - | 6 | Lotman Paul | 4 | 3 | 5 | 12 | |
| - | 17 | Holt Maxwell | 4 | 1 | 5 | 10 | |
| - | 4 | Lee David | 4 | 2 | 4 | 10 | |
| - | 15 | Clark Carson | 3 | - | 3 | 6 | |
| - | 20 | Smith David | 1 | - | 1 | 2 | |
| - | 7 | Shoji Kawika | - | - | - | - | |
| - | 10 | Ciarelli Antonio | - | - | - | - | |
| - | 11 | Christenson Micah | - | - | - | - | |
| - | 18 | Muagututia Garrett | - | - | - | - | |
| - | 22 | Shoji Erik | - | - | - | - | |
| Others | | | - | - | - | - | |
| Total Team | | | 42 | 15 | 42 | 99 | 42.42 |



Block

Avg. by set

| Rk | No | Name | Kill Blocks | Faults | Rebounds | Total Attempts | Note |
|-------------------|----|--------------------|-------------|--------|----------|----------------|------|
| 1 | 3 | Sander Taylor | 3 | 2 | 2 | 7 | 0.75 |
| 1 | 1 | Anderson Matthew | 3 | 3 | 4 | 10 | 0.75 |
| 1 | 17 | Holt Maxwell | 3 | 12 | 8 | 23 | 0.75 |
| 4 | 20 | Smith David | 1 | 2 | 1 | 4 | 0.25 |
| 4 | 4 | Lee David | 1 | 8 | 5 | 14 | 0.25 |
| - | 7 | Shoji Kawika | - | - | - | - | |
| - | 10 | Ciarelli Antonio | - | - | - | - | |
| - | 18 | Muagututia Garrett | - | - | - | - | |
| - | 22 | Shoji Erik | - | - | - | - | |
| - | 15 | Clark Carson | - | 2 | 4 | 6 | |
| - | 11 | Christenson Micah | - | 5 | 3 | 8 | |
| - | 6 | Lotman Paul | - | 3 | 1 | 4 | |
| Others | | | - | - | - | - | |
| Total Team | | | 11 | 37 | 28 | 76 | 2.75 |

Match: 40 **Date:** 06.09.2014 **Spectators:** 14'100
City: Kraków
Hall: Krakow Arena
Match duration: **Start:** 13:10 **End:** 15:10 **Total:** 2:00

| Teams | Sets | 1 | 2 | 3 | 4 | 5 | Total |
|---------------------|----------|------|------|------|------|---|-------|
| USA | 1 | 25 | 17 | 15 | 21 | | 78 |
| FRA | 3 | 19 | 25 | 25 | 25 | | 94 |
| Set duration | | 0:27 | 0:24 | 0:26 | 0:27 | | 1:44 |



USA • USA

Serve

Avg. by set

| Rk | No | Name | Aces | Faults | Serve Hits | Total Attempts | Note |
|-------------------|----|--------------------|------|--------|------------|----------------|------|
| 1 | 1 | Anderson Matthew | 2 | 2 | 7 | 11 | 0.50 |
| 2 | 3 | Sander Taylor | 1 | 2 | 12 | 15 | 0.25 |
| 2 | 17 | Holt Maxwell | 1 | 5 | 8 | 14 | 0.25 |
| - | 10 | Ciarelli Antonio | - | - | - | - | |
| - | 15 | Clark Carson | - | - | 4 | 4 | |
| - | 18 | Muagututia Garrett | - | - | - | - | |
| - | 22 | Shoji Erik | - | - | - | - | |
| - | 4 | Lee David | - | 1 | 8 | 9 | |
| - | 6 | Lotman Paul | - | 1 | 7 | 8 | |
| - | 20 | Smith David | - | 1 | 3 | 4 | |
| - | 11 | Christenson Micah | - | 3 | 8 | 11 | |
| - | 7 | Shoji Kawika | - | 1 | 2 | 3 | |
| Others | | | - | - | - | - | |
| Total Team | | | 4 | 16 | 59 | 79 | 1.00 |

Team

| | | | | | |
|-------------------------------|----|---|--|----|--|
| Opponent errors & Team faults | 21 | 1 | | 22 | |
|-------------------------------|----|---|--|----|--|

Dig


Avg. by set

| Rk | No | Name | Digs | Faults | Receptions | Total Attempts | Note |
|-------------------|----|--------------------|------|--------|------------|----------------|-------|
| 1 | 22 | Shoji Erik | 14 | 3 | 2 | 19 | 3.50 |
| 2 | 1 | Anderson Matthew | 9 | 5 | 1 | 15 | 2.25 |
| 3 | 6 | Lotman Paul | 6 | 3 | 2 | 11 | 1.50 |
| 3 | 11 | Christenson Micah | 6 | 4 | - | 10 | 1.50 |
| 5 | 15 | Clark Carson | 5 | - | 2 | 7 | 1.25 |
| 5 | 3 | Sander Taylor | 5 | 2 | 2 | 9 | 1.25 |
| 7 | 7 | Shoji Kawika | 4 | 1 | - | 5 | 1.00 |
| 8 | 4 | Lee David | 2 | - | - | 2 | 0.50 |
| 9 | 17 | Holt Maxwell | 1 | 2 | 2 | 5 | 0.25 |
| - | 10 | Ciarelli Antonio | - | - | - | - | |
| - | 18 | Muagututia Garrett | - | - | - | - | |
| - | 20 | Smith David | - | - | - | - | |
| Others | | | - | - | - | - | |
| Total Team | | | 52 | 20 | 11 | 83 | 13.00 |




Match: 40 **Date:** 06.09.2014 **Spectators:** 14'100
City: Kraków
Hall: Krakow Arena
Match duration: **Start:** 13:10 **End:** 15:10 **Total:** 2:00

| Teams | Sets | 1 | 2 | 3 | 4 | 5 | Total |
|---------------------|------|------|------|------|------|---|-------|
| USA | 1 | 25 | 17 | 15 | 21 | | 78 |
| FRA | 3 | 19 | 25 | 25 | 25 | | 94 |
| Set duration | | 0:27 | 0:24 | 0:26 | 0:27 | | 1:44 |




USA • USA



Set

Avg. by set

| Rk | No | Name | Running Sets | Faults | Still Sets | Total Attempts | Note |
|-------------------|----|--------------------|--------------|--------|------------|----------------|------|
| 1 | 11 | Christenson Micah | 26 | - | 35 | 61 | 6.50 |
| 2 | 7 | Shoji Kawika | 7 | - | 17 | 24 | 1.75 |
| - | 1 | Anderson Matthew | - | - | - | - | |
| - | 3 | Sander Taylor | - | - | - | - | |
| - | 4 | Lee David | - | - | - | - | |
| - | 6 | Lotman Paul | - | - | - | - | |
| - | 10 | Ciarelli Antonio | - | - | - | - | |
| - | 15 | Clark Carson | - | - | - | - | |
| - | 17 | Holt Maxwell | - | - | - | - | |
| - | 18 | Muagututia Garrett | - | - | - | - | |
| - | 20 | Smith David | - | - | - | - | |
| - | 22 | Shoji Erik | - | 1 | - | 1 | |
| Others | | | - | - | - | - | |
| Total Team | | | 33 | 1 | 52 | 86 | 8.25 |



Reception

Eff. %
Limit: 25.00%


| Rk | No | Name | Excellents | Faults | Serve Receptions | Total Attempts | Note |
|-------------------|----|--------------------|------------|--------|------------------|----------------|-------|
| 1 | 22 | Shoji Erik | 9 | 1 | 10 | 20 | 40.00 |
| 2 | 6 | Lotman Paul | 10 | 2 | 15 | 27 | 29.63 |
| - | 3 | Sander Taylor | 8 | 1 | 7 | 16 | |
| - | 1 | Anderson Matthew | 9 | - | 5 | 14 | |
| - | 4 | Lee David | 1 | - | 1 | 2 | |
| - | 11 | Christenson Micah | - | - | 1 | 1 | |
| - | 7 | Shoji Kawika | - | - | - | - | |
| - | 10 | Ciarelli Antonio | - | - | - | - | |
| - | 15 | Clark Carson | - | - | - | - | |
| - | 17 | Holt Maxwell | - | - | - | - | |
| - | 18 | Muagututia Garrett | - | - | - | - | |
| - | 20 | Smith David | - | - | - | - | |
| Others | | | - | - | - | - | |
| Total Team | | | 37 | 4 | 39 | 80 | 41.25 |

Match: 40 **Date:** 06.09.2014 **Spectators:** 14'100
City: Kraków
Hall: Krakow Arena
Match duration: **Start:** 13:10 **End:** 15:10 **Total:** 2:00

| Teams | Sets | 1 | 2 | 3 | 4 | 5 | Total |
|--------------|------|------|------|------|------|---|-------|
| USA | 1 | 25 | 17 | 15 | 21 | | 78 |
| FRA | 3 | 19 | 25 | 25 | 25 | | 94 |
| Set duration | | 0:27 | 0:24 | 0:26 | 0:27 | | 1:44 |




FRA • France



Spike

Succ. %
Limit: 15.00%

| Rk | No | Name | Spikes | Faults | Shots | Total Attempts | Note |
|-------------------|----|-------------------|--------|--------|-------|----------------|-------|
| 1 | 4 | Rouzier Antonin | 23 | 7 | 9 | 39 | 58.97 |
| 2 | 7 | Tillie Kevin | 9 | 3 | 7 | 19 | 47.37 |
| 3 | 9 | Ngapeth Earvin | 15 | 5 | 12 | 32 | 46.88 |
| - | 14 | Le Goff Nicolas | 3 | 3 | 3 | 9 | |
| - | 10 | Le Roux Kevin | 4 | - | 3 | 7 | |
| - | 6 | Toniutti Benjamin | 1 | - | - | 1 | |
| - | 2 | Grebennikov Jenia | - | - | - | - | |
| - | 15 | Tuia Samuele | - | - | - | - | |
| - | 16 | Marechal Nicolas | - | - | - | - | |
| - | 17 | Lafitte Franck | - | - | - | - | |
| - | 18 | Jaumel Yoann | - | - | - | - | |
| - | 21 | Sidibe Mory | - | - | - | - | |
| Others | | | - | - | - | - | |
| Total Team | | | 55 | 18 | 34 | 107 | 51.40 |



Block

Avg. by set

| Rk | No | Name | Kill Blocks | Faults | Rebounds | Total Attempts | Note |
|-------------------|----|-------------------|-------------|--------|----------|----------------|------|
| 1 | 14 | Le Goff Nicolas | 3 | 8 | 2 | 13 | 0.75 |
| 2 | 6 | Toniutti Benjamin | 2 | 1 | 2 | 5 | 0.50 |
| - | 2 | Grebennikov Jenia | - | - | - | - | |
| - | 15 | Tuia Samuele | - | - | - | - | |
| - | 16 | Marechal Nicolas | - | - | - | - | |
| - | 17 | Lafitte Franck | - | - | - | - | |
| - | 18 | Jaumel Yoann | - | - | 1 | 1 | |
| - | 10 | Le Roux Kevin | - | 4 | 6 | 10 | |
| - | 21 | Sidibe Mory | - | 1 | 1 | 2 | |
| - | 7 | Tillie Kevin | - | 2 | 1 | 3 | |
| - | 9 | Ngapeth Earvin | - | 6 | 2 | 8 | |
| - | 4 | Rouzier Antonin | - | 3 | - | 3 | |
| Others | | | - | - | - | - | |
| Total Team | | | 5 | 25 | 15 | 45 | 1.25 |

Match: 40 Date: 06.09.2014 Spectators: 14'100

City: Kraków

Hall: Krakow Arena


Match duration: Start: 13:10 End: 15:10 Total: 2:00

| Teams | Sets | 1 | 2 | 3 | 4 | 5 | Total |
|--------------|------|------|------|------|------|---|-------|
| USA | 1 | 25 | 17 | 15 | 21 | | 78 |
| FRA | 3 | 19 | 25 | 25 | 25 | | 94 |
| Set duration | | 0:27 | 0:24 | 0:26 | 0:27 | | 1:44 |



FRA • France

| Rk | No | Name | Aces | Faults | Serve Hits | Total Attempts | Note |
|-------------------|----|-------------------|------|--------|------------|----------------|------|
| 1 | 10 | Le Roux Kevin | 4 | 4 | 11 | 19 | 1.00 |
| 2 | 6 | Toniutti Benjamin | 1 | - | 12 | 13 | 0.25 |
| - | 2 | Grebennikov Jenia | - | - | - | - | |
| - | 7 | Tillie Kevin | - | - | 16 | 16 | |
| - | 15 | Tuia Samuele | - | - | - | - | |
| - | 16 | Marechal Nicolas | - | - | 3 | 3 | |
| - | 17 | Lafitte Franck | - | - | - | - | |
| - | 18 | Jaumel Yoann | - | - | 1 | 1 | |
| - | 21 | Sidibe Mory | - | - | 1 | 1 | |
| - | 14 | Le Goff Nicolas | - | 1 | 10 | 11 | |
| - | 9 | Ngapeth Earvin | - | 4 | 16 | 20 | |
| - | 4 | Rouzier Antonin | - | 4 | 5 | 9 | |
| Others | | | - | - | - | - | |
| Total Team | | | 5 | 13 | 75 | 93 | 1.25 |




Serve

Avg. by set

| Team | Opponent errors & Team faults | Aces | Faults | Total Attempts |
|------|-------------------------------|------|--------|----------------|
| | Opponent errors & Team faults | 29 | - | 29 |

| Rk | No | Name | Digs | Faults | Receptions | Total Attempts | Note |
|-------------------|----|-------------------|------|--------|------------|----------------|-------|
| 1 | 2 | Grebennikov Jenia | 19 | 5 | 1 | 25 | 4.75 |
| 2 | 7 | Tillie Kevin | 13 | 3 | - | 16 | 3.25 |
| 3 | 6 | Toniutti Benjamin | 12 | 5 | - | 17 | 3.00 |
| 4 | 9 | Ngapeth Earvin | 11 | 1 | 5 | 17 | 2.75 |
| 4 | 4 | Rouzier Antonin | 11 | 2 | 1 | 14 | 2.75 |
| 6 | 10 | Le Roux Kevin | 5 | - | 1 | 6 | 1.25 |
| 7 | 14 | Le Goff Nicolas | 4 | 1 | 2 | 7 | 1.00 |
| - | 15 | Tuia Samuele | - | - | - | - | |
| - | 17 | Lafitte Franck | - | - | - | - | |
| - | 18 | Jaumel Yoann | - | - | - | - | |
| - | 21 | Sidibe Mory | - | - | - | - | |
| - | 16 | Marechal Nicolas | - | 1 | - | 1 | |
| Others | | | - | - | - | - | |
| Total Team | | | 75 | 18 | 10 | 103 | 18.75 |



Dig


Avg. by set

Match: 40 **Date:** 06.09.2014 **Spectators:** 14'100
City: Kraków
Hall: Krakow Arena
Match duration: **Start:** 13:10 **End:** 15:10 **Total:** 2:00

| Teams | Sets | 1 | 2 | 3 | 4 | 5 | Total |
|--------------|------|------|------|------|------|---|-------|
| USA | 1 | 25 | 17 | 15 | 21 | | 78 |
| FRA | 3 | 19 | 25 | 25 | 25 | | 94 |
| Set duration | | 0:27 | 0:24 | 0:26 | 0:27 | | 1:44 |




FRA • France



Set

Avg. by set

| Rk | No | Name | Running Sets | Faults | Still Sets | Total Attempts | Note |
|-------------------|----|-------------------|--------------|--------|------------|----------------|------|
| 1 | 6 | Toniutti Benjamin | 25 | - | 53 | 78 | 6.25 |
| 2 | 18 | Jaumel Yoann | 1 | - | - | 1 | 0.25 |
| - | 2 | Grebennikov Jenia | - | - | - | - | |
| - | 4 | Rouzier Antonin | - | - | - | - | |
| - | 7 | Tillie Kevin | - | - | - | - | |
| - | 9 | Ngapeth Earvin | - | - | - | - | |
| - | 10 | Le Roux Kevin | - | - | - | - | |
| - | 14 | Le Goff Nicolas | - | - | - | - | |
| - | 15 | Tuia Samuele | - | - | - | - | |
| - | 16 | Marechal Nicolas | - | - | - | - | |
| - | 17 | Lafitte Franck | - | - | - | - | |
| - | 21 | Sidibe Mory | - | - | - | - | |
| Others | | | - | - | - | - | |
| Total Team | | | 26 | - | 53 | 79 | 6.50 |



Reception

Eff. %
Limit: 25.00%


| Rk | No | Name | Excellents | Faults | Serve Receptions | Total Attempts | Note |
|-------------------|----|-------------------|------------|--------|------------------|----------------|-------|
| 1 | 2 | Grebennikov Jenia | 8 | - | 11 | 19 | 42.11 |
| 2 | 9 | Ngapeth Earvin | 9 | 1 | 15 | 25 | 32.00 |
| 3 | 7 | Tillie Kevin | 4 | 2 | 12 | 18 | 11.11 |
| - | 4 | Rouzier Antonin | - | - | - | - | |
| - | 10 | Le Roux Kevin | - | - | - | - | |
| - | 14 | Le Goff Nicolas | - | - | - | - | |
| - | 15 | Tuia Samuele | - | - | - | - | |
| - | 16 | Marechal Nicolas | - | - | - | - | |
| - | 17 | Lafitte Franck | - | - | - | - | |
| - | 18 | Jaumel Yoann | - | - | - | - | |
| - | 21 | Sidibe Mory | - | - | - | - | |
| - | 6 | Toniutti Benjamin | - | 1 | - | 1 | |
| Others | | | - | - | - | - | |
| Total Team | | | 21 | 4 | 38 | 63 | 26.98 |

Match: 41 **Date:** 06.09.2014 **Spectators:** 3'511
City: Wrocław
Hall: Hala Stulecia
Match duration: Start: 16:40 End: 18:05 Total: 1:25

| Teams | Sets | 1 | 2 | 3 | 4 | 5 | Total |
|--------------|------|------|------|------|---|---|-------|
| VEN | 0 | 20 | 17 | 22 | | | 59 |
| SRB | 3 | 25 | 25 | 25 | | | 75 |
| Set duration | | 0:26 | 0:22 | 0:24 | | | 1:12 |




VEN • Venezuela



Spike

Succ. %
Limit: 15.00%

| Rk | No | Name | Spikes | Faults | Shots | Total Attempts | Note |
|-------------------|----|--------------------------------|--------|--------|-------|----------------|-------|
| 1 | 13 | Chourio Pirela Jesus Danian | 8 | 1 | 3 | 12 | 66.67 |
| 2 | 10 | Pinerua Kervin | 13 | 4 | 6 | 23 | 56.52 |
| 3 | 12 | Contreras Jhoser | 6 | 2 | 5 | 13 | 46.15 |
| 4 | 8 | Salerno Hector | 5 | 4 | 6 | 15 | 33.33 |
| - | 18 | Cedeno Marquez Fredy Ramon | 2 | - | 6 | 8 | |
| - | 14 | Montoya Martine Maximo Antonio | 1 | 1 | 1 | 3 | |
| - | 3 | Gonzalez Fernando | - | - | 1 | 1 | |
| - | 9 | Carrasco José | 1 | - | - | 1 | |
| - | 4 | Mata Héctor | - | - | - | - | |
| - | 5 | Rodriguez Emerson | - | - | - | - | |
| - | 6 | Paez Carlos | - | - | - | - | |
| - | 11 | Gomez Canas Ernardo Andres | - | - | - | - | |
| Others | | | - | - | - | - | |
| Total Team | | | 36 | 12 | 28 | 76 | 47.37 |



Block

Avg. by set

| Rk | No | Name | Kill Blocks | Faults | Rebounds | Total Attempts | Note |
|-------------------|----|--------------------------------|-------------|--------|----------|----------------|------|
| 1 | 13 | Chourio Pirela Jesus Danian | 2 | 12 | 1 | 15 | 0.67 |
| 2 | 8 | Salerno Hector | 1 | 2 | 2 | 5 | 0.33 |
| 2 | 18 | Cedeno Marquez Fredy Ramon | 1 | 11 | 3 | 15 | 0.33 |
| - | 4 | Mata Héctor | - | - | - | - | |
| - | 5 | Rodriguez Emerson | - | - | - | - | |
| - | 11 | Gomez Canas Ernardo Andres | - | - | - | - | |
| - | 14 | Montoya Martine Maximo Antonio | - | - | - | - | |
| - | 9 | Carrasco José | - | 1 | 3 | 4 | |
| - | 10 | Pinerua Kervin | - | 5 | 1 | 6 | |
| - | 3 | Gonzalez Fernando | - | 1 | - | 1 | |
| - | 6 | Paez Carlos | - | 3 | - | 3 | |
| - | 12 | Contreras Jhoser | - | 2 | - | 2 | |
| Others | | | - | - | - | - | |
| Total Team | | | 4 | 37 | 10 | 51 | 1.33 |


Match: 41 **Date:** 06.09.2014 **Spectators:** 3'511
City: Wrocław
Hall: Hala Stulecia
Match duration: Start: 16:40 End: 18:05 Total: 1:25

| Teams | Sets | 1 | 2 | 3 | 4 | 5 | Total |
|--------------|------|------|------|------|---|---|-------|
| VEN | 0 | 20 | 17 | 22 | | | 59 |
| SRB | 3 | 25 | 25 | 25 | | | 75 |
| Set duration | | 0:26 | 0:22 | 0:24 | | | 1:12 |




VEN • Venezuela

| Rk | No | Name | Aces | Faults | Serve Hits | Total Attempts | Note |
|-------------------|----|--------------------------------|------|--------|------------|----------------|------|
| 1 | 10 | Pinerua Kervin | 1 | 1 | 9 | 11 | 0.33 |
| - | 3 | Gonzalez Fernando | - | - | 2 | 2 | |
| - | 4 | Mata Héctor | - | - | - | - | |
| - | 6 | Paez Carlos | - | - | - | - | |
| - | 11 | Gomez Canas Ernardo Andres | - | - | - | - | |
| - | 14 | Montoya Martine Maximo Antonio | - | - | - | - | |
| - | 18 | Cedeno Marquez Fredy Ramon | - | 1 | 8 | 9 | |
| - | 9 | Carrasco José | - | 2 | 8 | 10 | |
| - | 8 | Salerno Hector | - | 3 | 8 | 11 | |
| - | 13 | Chourio Pirela Jesus Danian | - | 3 | 7 | 10 | |
| - | 12 | Contreras Jhoser | - | 2 | 4 | 6 | |
| - | 5 | Rodriguez Emerson | - | 1 | - | 1 | |
| Others | | | - | - | - | - | |
| Total Team | | | 1 | 13 | 46 | 60 | 0.33 |



| Team | Opponent errors & Team faults | Aces | Faults | Total Attempts | Note |
|------|-------------------------------|------|--------|----------------|------|
| | | 18 | 1 | 19 | |

| Rk | No | Name | Digs | Faults | Receptions | Total Attempts | Note |
|-------------------|----|--------------------------------|------|--------|------------|----------------|-------|
| 1 | 4 | Mata Héctor | 9 | 4 | 1 | 14 | 3.00 |
| 2 | 9 | Carrasco José | 5 | 2 | 1 | 8 | 1.67 |
| 3 | 8 | Salerno Hector | 4 | - | 1 | 5 | 1.33 |
| 3 | 12 | Contreras Jhoser | 4 | - | - | 4 | 1.33 |
| 3 | 13 | Chourio Pirela Jesus Danian | 4 | - | 1 | 5 | 1.33 |
| 6 | 6 | Paez Carlos | 2 | - | 1 | 3 | 0.67 |
| 7 | 18 | Cedeno Marquez Fredy Ramon | 1 | - | - | 1 | 0.33 |
| 7 | 3 | Gonzalez Fernando | 1 | 1 | - | 2 | 0.33 |
| 7 | 10 | Pinerua Kervin | 1 | 2 | 1 | 4 | 0.33 |
| - | 5 | Rodriguez Emerson | - | - | - | - | |
| - | 11 | Gomez Canas Ernardo Andres | - | - | - | - | |
| - | 14 | Montoya Martine Maximo Antonio | - | - | - | - | |
| Others | | | - | - | - | - | |
| Total Team | | | 31 | 9 | 6 | 46 | 10.33 |




Match: 41 **Date:** 06.09.2014 **Spectators:** 3'511
City: Wroclaw
Hall: Hala Stulecia
Match duration: **Start:** 16:40 **End:** 18:05 **Total:** 1:25

| Teams | Sets | 1 | 2 | 3 | 4 | 5 | Total |
|---------------------|----------|------|------|------|---|---|-------|
| VEN | 0 | 20 | 17 | 22 | | | 59 |
| SRB | 3 | 25 | 25 | 25 | | | 75 |
| Set duration | | 0:26 | 0:22 | 0:24 | | | 1:12 |




VEN • Venezuela



Set

Avg. by set

| Rk | No | Name | Running Sets | Faults | Still Sets | Total Attempts | Note |
|-------------------|----|--------------------------------|--------------|--------|------------|----------------|-------|
| 1 | 9 | Carrasco José | 33 | 2 | 20 | 55 | 11.00 |
| 2 | 6 | Paez Carlos | 5 | - | 5 | 10 | 1.67 |
| - | 3 | Gonzalez Fernando | - | - | - | - | |
| - | 4 | Mata Héctor | - | - | - | - | |
| - | 5 | Rodriguez Emerson | - | - | - | - | |
| - | 8 | Salerno Hector | - | - | - | - | |
| - | 10 | Pinerua Kervin | - | - | - | - | |
| - | 11 | Gomez Canas Ernardo Andres | - | - | - | - | |
| - | 12 | Contreras Jhoser | - | - | - | - | |
| - | 13 | Chourio Pirela Jesus Danian | - | - | - | - | |
| - | 14 | Montoya Martine Maximo Antonio | - | - | - | - | |
| - | 18 | Cedeno Marquez Fredy Ramon | - | - | - | - | |
| Others | | | - | - | - | - | |
| Total Team | | | 38 | 2 | 25 | 65 | 12.67 |



Reception

Eff. %
Limit: 25.00%


| Rk | No | Name | Excellents | Faults | Serve Receptions | Total Attempts | Note |
|-------------------|----|--------------------------------|------------|--------|------------------|----------------|-------|
| 1 | 8 | Salerno Hector | 19 | - | 14 | 33 | 57.58 |
| 2 | 12 | Contreras Jhoser | 9 | - | 8 | 17 | 52.94 |
| - | 4 | Mata Héctor | 4 | 1 | 2 | 7 | |
| - | 13 | Chourio Pirela Jesus Danian | 3 | - | - | 3 | |
| - | 3 | Gonzalez Fernando | 1 | - | 1 | 2 | |
| - | 14 | Montoya Martine Maximo Antonio | - | - | 2 | 2 | |
| - | 5 | Rodriguez Emerson | - | - | - | - | |
| - | 6 | Paez Carlos | - | - | - | - | |
| - | 9 | Carrasco José | - | - | - | - | |
| - | 10 | Pinerua Kervin | - | - | - | - | |
| - | 11 | Gomez Canas Ernardo Andres | - | - | - | - | |
| - | 18 | Cedeno Marquez Fredy Ramon | - | - | - | - | |
| Others | | | - | - | - | - | |
| Total Team | | | 36 | 1 | 27 | 64 | 54.69 |

Match: 41 **Date:** 06.09.2014 **Spectators:** 3'511
City: Wroclaw
Hall: Hala Stulecia
Match duration: **Start:** 16:40 **End:** 18:05 **Total:** 1:25

| Teams | Sets | 1 | 2 | 3 | 4 | 5 | Total |
|---------------------|----------|------|------|------|---|---|-------|
| VEN | 0 | 20 | 17 | 22 | | | 59 |
| SRB | 3 | 25 | 25 | 25 | | | 75 |
| Set duration | | 0:26 | 0:22 | 0:24 | | | 1:12 |




SRB • Serbia



Spike

Succ. %
Limit: 15.00%

| Rk | No | Name | Spikes | Faults | Shots | Total Attempts | Note |
|-------------------|----|-------------------------|--------|--------|-------|----------------|-------|
| 1 | 2 | Kovacevic Uros | 11 | 1 | 8 | 20 | 55.00 |
| 2 | 14 | Atanasijevic Aleksandar | 8 | 4 | 3 | 15 | 53.33 |
| 3 | 4 | Petric Nemanja | 8 | 4 | 6 | 18 | 44.44 |
| - | 18 | Podrascanin Marko | 7 | - | 1 | 8 | |
| - | 20 | Lisinac Srecko | 5 | 1 | - | 6 | |
| - | 15 | Starovic Sasa | 4 | - | - | 4 | |
| - | 9 | Jovovic Nikola | 1 | - | 2 | 3 | |
| - | 3 | Ivovic Marko | - | - | - | - | |
| - | 5 | Petkovic Vlado | - | - | - | - | |
| - | 7 | Stankovic Dragan | - | - | - | - | |
| - | 10 | Nikic Milos | - | - | - | - | |
| - | 19 | Rosic Nikola | - | - | - | - | |
| Others | | | - | - | - | - | |
| Total Team | | | 44 | 10 | 20 | 74 | 59.46 |



Block

Avg. by set

| Rk | No | Name | Kill Blocks | Faults | Rebounds | Total Attempts | Note |
|-------------------|----|-------------------------|-------------|--------|----------|----------------|------|
| 1 | 14 | Atanasijevic Aleksandar | 3 | 3 | - | 6 | 1.00 |
| 2 | 18 | Podrascanin Marko | 2 | 11 | 3 | 16 | 0.67 |
| - | 3 | Ivovic Marko | - | - | - | - | |
| - | 5 | Petkovic Vlado | - | - | - | - | |
| - | 7 | Stankovic Dragan | - | - | - | - | |
| - | 10 | Nikic Milos | - | - | - | - | |
| - | 19 | Rosic Nikola | - | - | - | - | |
| - | 9 | Jovovic Nikola | - | 2 | 3 | 5 | |
| - | 2 | Kovacevic Uros | - | 5 | 2 | 7 | |
| - | 4 | Petric Nemanja | - | 3 | 1 | 4 | |
| - | 15 | Starovic Sasa | - | 3 | 1 | 4 | |
| - | 20 | Lisinac Srecko | - | 6 | 2 | 8 | |
| Others | | | - | - | - | - | |
| Total Team | | | 5 | 33 | 12 | 50 | 1.67 |


Match: 41 Date: 06.09.2014 Spectators: 3'511
 City: Wroclaw
 Hall: Hala Stulecia
 Match duration: Start: 16:40 End: 18:05 Total: 1:25

| Teams | Sets | 1 | 2 | 3 | 4 | 5 | Total |
|--------------|------|------|------|------|---|---|-------|
| VEN | 0 | 20 | 17 | 22 | | | 59 |
| SRB | 3 | 25 | 25 | 25 | | | 75 |
| Set duration | | 0:26 | 0:22 | 0:24 | | | 1:12 |



SRB • Serbia

| Rk | No | Name | Aces | Faults | Serve Hits | Total Attempts | Note |
|-------------------|----|-------------------------|------|--------|------------|----------------|------|
| 1 | 2 | Kovacevic Uros | 1 | 1 | 13 | 15 | 0.33 |
| - | 3 | Ivovic Marko | - | - | - | - | |
| - | 5 | Petkovic Vlado | - | - | - | - | |
| - | 7 | Stankovic Dragan | - | - | - | - | |
| - | 9 | Jovovic Nikola | - | - | 9 | 9 | |
| - | 10 | Nikic Milos | - | - | - | - | |
| - | 15 | Starovic Sasa | - | - | 2 | 2 | |
| - | 19 | Rosic Nikola | - | - | - | - | |
| - | 20 | Lisinac Srecko | - | - | 13 | 13 | |
| - | 18 | Podrascanin Marko | - | 2 | 9 | 11 | |
| - | 14 | Atanasijevic Aleksandar | - | 3 | 8 | 11 | |
| - | 4 | Petric Nemanja | - | 4 | 9 | 13 | |
| Others | | | - | - | - | - | |
| Total Team | | | 1 | 10 | 63 | 74 | 0.33 |




Serve

Avg. by set

| Team | Opponent errors & Team faults | Aces | Faults | Total Attempts |
|------|-------------------------------|------|--------|----------------|
| | Opponent errors & Team faults | 25 | - | 25 |

| Rk | No | Name | Digs | Faults | Receptions | Total Attempts | Note |
|-------------------|----|-------------------------|------|--------|------------|----------------|-------|
| 1 | 2 | Kovacevic Uros | 10 | - | 2 | 12 | 3.33 |
| 2 | 19 | Rosic Nikola | 9 | - | - | 9 | 3.00 |
| 3 | 9 | Jovovic Nikola | 8 | 2 | - | 10 | 2.67 |
| 4 | 14 | Atanasijevic Aleksandar | 7 | 1 | - | 8 | 2.33 |
| 5 | 18 | Podrascanin Marko | 5 | - | - | 5 | 1.67 |
| 6 | 4 | Petric Nemanja | 4 | - | - | 4 | 1.33 |
| 7 | 15 | Starovic Sasa | 1 | - | - | 1 | 0.33 |
| 7 | 20 | Lisinac Srecko | 1 | - | - | 1 | 0.33 |
| - | 3 | Ivovic Marko | - | - | - | - | |
| - | 5 | Petkovic Vlado | - | - | - | - | |
| - | 7 | Stankovic Dragan | - | - | - | - | |
| - | 10 | Nikic Milos | - | - | - | - | |
| Others | | | - | - | - | - | |
| Total Team | | | 45 | 3 | 2 | 50 | 15.00 |



Dig

Avg. by set




Match: 41 **Date:** 06.09.2014 **Spectators:** 3'511
City: Wroclaw
Hall: Hala Stulecia
Match duration: **Start:** 16:40 **End:** 18:05 **Total:** 1:25

| Teams | Sets | 1 | 2 | 3 | 4 | 5 | Total |
|---------------------|----------|------|------|------|---|---|-------|
| VEN | 0 | 20 | 17 | 22 | | | 59 |
| SRB | 3 | 25 | 25 | 25 | | | 75 |
| Set duration | | 0:26 | 0:22 | 0:24 | | | 1:12 |




SRB • Serbia



Set

Avg. by set

| Rk | No | Name | Running Sets | Faults | Still Sets | Total Attempts | Note |
|-------------------|----|-------------------------|--------------|--------|------------|----------------|------|
| 1 | 9 | Jovovic Nikola | 26 | 2 | 32 | 60 | 8.67 |
| - | 2 | Kovacevic Uros | - | - | - | - | |
| - | 3 | Ivovic Marko | - | - | - | - | |
| - | 4 | Petric Nemanja | - | - | - | - | |
| - | 5 | Petkovic Vlado | - | - | - | - | |
| - | 7 | Stankovic Dragan | - | - | - | - | |
| - | 10 | Nikic Milos | - | - | - | - | |
| - | 14 | Atanasijevic Aleksandar | - | - | - | - | |
| - | 15 | Starovic Sasa | - | - | - | - | |
| - | 18 | Podrascanin Marko | - | - | - | - | |
| - | 19 | Rosic Nikola | - | - | - | - | |
| - | 20 | Lisinac Srecko | - | - | - | - | |
| Others | | | - | - | - | - | |
| Total Team | | | 26 | 2 | 32 | 60 | 8.67 |



Reception

Eff. %
Limit: 25.00%

| Rk | No | Name | Excellents | Faults | Serve Receptions | Total Attempts | Note |
|-------------------|----|-------------------------|------------|--------|------------------|----------------|-------|
| 1 | 19 | Rosic Nikola | 7 | - | 6 | 13 | 53.85 |
| 2 | 2 | Kovacevic Uros | 9 | - | 12 | 21 | 42.86 |
| - | 4 | Petric Nemanja | 2 | 1 | 6 | 9 | |
| - | 18 | Podrascanin Marko | 2 | - | 1 | 3 | |
| - | 9 | Jovovic Nikola | - | - | 1 | 1 | |
| - | 3 | Ivovic Marko | - | - | - | - | |
| - | 5 | Petkovic Vlado | - | - | - | - | |
| - | 7 | Stankovic Dragan | - | - | - | - | |
| - | 10 | Nikic Milos | - | - | - | - | |
| - | 14 | Atanasijevic Aleksandar | - | - | - | - | |
| - | 15 | Starovic Sasa | - | - | - | - | |
| - | 20 | Lisinac Srecko | - | - | - | - | |
| Others | | | - | - | - | - | |
| Total Team | | | 20 | 1 | 26 | 47 | 40.43 |

Match: 42 Date: 06.09.2014 Spectators: 6'500

City: Katowice


Hall: Spodek

Match duration: Start: 16:40 End: 18:49 Total: 2:09

| Teams | Sets | 1 | 2 | 3 | 4 | 5 | Total |
|--------------|------|------|------|------|------|---|-------|
| FIN | 1 | 20 | 25 | 24 | 19 | | 88 |
| GER | 3 | 25 | 19 | 26 | 25 | | 95 |
| Set duration | | 0:27 | 0:28 | 0:32 | 0:26 | | 1:53 |




FIN • Finland



Spike

Succ. %
Limit: 15.00%

| Rk | No | Name | Spikes | Faults | Shots | Total Attempts | Note |
|-------------------|----|---------------------|--------|--------|-------|----------------|-------|
| 1 | 16 | Ojansivu Olli-Pekka | 16 | 4 | 18 | 38 | 42.11 |
| 2 | 12 | Kunnari Olli | 15 | 2 | 20 | 37 | 40.54 |
| - | 13 | Oivanen Mikko | 7 | 2 | 3 | 12 | |
| - | 5 | Siltala Antti | 2 | 4 | 3 | 9 | |
| - | 18 | Lehtonen Jukka | 2 | 1 | 3 | 6 | |
| - | 15 | Oivanen Matti | 1 | 3 | - | 4 | |
| - | 2 | Tervaportti Eemi | 1 | - | 2 | 3 | |
| - | 10 | Sivula Urpo | 2 | - | 1 | 3 | |
| - | 3 | Esko Mikko | - | - | - | - | |
| - | 4 | Kerminen Lauri | - | - | - | - | |
| - | 6 | Seppänen Niklas | - | - | - | - | |
| - | 14 | Shumov Konstantin | - | - | - | - | |
| Others | | | - | - | - | - | |
| Total Team | | | 46 | 16 | 50 | 112 | 41.07 |



Block

Avg. by set


| Rk | No | Name | Kill Blocks | Faults | Rebounds | Total Attempts | Note |
|-------------------|----|---------------------|-------------|--------|----------|----------------|------|
| 1 | 13 | Oivanen Mikko | 2 | 2 | 1 | 5 | 0.50 |
| 1 | 16 | Ojansivu Olli-Pekka | 2 | 4 | 1 | 7 | 0.50 |
| 1 | 15 | Oivanen Matti | 2 | 14 | 6 | 22 | 0.50 |
| 1 | 18 | Lehtonen Jukka | 2 | 10 | 1 | 13 | 0.50 |
| 5 | 10 | Sivula Urpo | 1 | - | 1 | 2 | 0.25 |
| 5 | 2 | Tervaportti Eemi | 1 | 4 | 3 | 8 | 0.25 |
| - | 4 | Kerminen Lauri | - | - | - | - | |
| - | 6 | Seppänen Niklas | - | - | - | - | |
| - | 12 | Kunnari Olli | - | 3 | 4 | 7 | |
| - | 5 | Siltala Antti | - | 1 | 1 | 2 | |
| - | 14 | Shumov Konstantin | - | 6 | 1 | 7 | |
| - | 3 | Esko Mikko | - | 1 | - | 1 | |
| Others | | | - | - | - | - | |
| Total Team | | | 10 | 45 | 19 | 74 | 2.50 |

Match: 42 **Date:** 06.09.2014 **Spectators:** 6'500
City: Katowice
Hall: Spodek
Match duration: Start: 16:40 End: 18:49 Total: 2:09

| Teams | Sets | 1 | 2 | 3 | 4 | 5 | Total |
|---------------------|----------|------|------|------|------|---|-------|
| FIN | 1 | 20 | 25 | 24 | 19 | | 88 |
| GER | 3 | 25 | 19 | 26 | 25 | | 95 |
| Set duration | | 0:27 | 0:28 | 0:32 | 0:26 | | 1:53 |



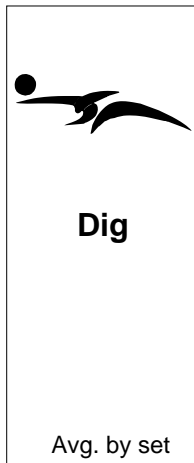
FIN • Finland



| Rk | No | Name | Aces | Faults | Serve Hits | Total Attempts | Note |
|-------------------|----|---------------------|------|--------|------------|----------------|------|
| 1 | 12 | Kunnari Olli | 1 | 1 | 16 | 18 | 0.25 |
| 1 | 13 | Oivanen Mikko | 1 | 2 | 7 | 10 | 0.25 |
| 1 | 2 | Tervaportti Eemi | 1 | 5 | 13 | 19 | 0.25 |
| - | 4 | Kerminen Lauri | - | - | - | - | |
| - | 5 | Siltala Antti | - | - | 4 | 4 | |
| - | 6 | Seppänen Niklas | - | - | - | - | |
| - | 10 | Sivula Urpo | - | - | - | - | |
| - | 14 | Shumov Konstantin | - | - | 3 | 3 | |
| - | 18 | Lehtonen Jukka | - | - | 8 | 8 | |
| - | 3 | Esko Mikko | - | 1 | 3 | 4 | |
| - | 16 | Ojansivu Olli-Pekka | - | 4 | 7 | 11 | |
| - | 15 | Oivanen Matti | - | 5 | 7 | 12 | |
| Others | | | - | - | - | - | |
| Total Team | | | 3 | 18 | 68 | 89 | 0.75 |



| | | | |
|-------------------------------|----|---|----|
| Opponent errors & Team faults | 29 | - | 29 |
|-------------------------------|----|---|----|




| Rk | No | Name | Digs | Faults | Receptions | Total Attempts | Note |
|-------------------|----|---------------------|------|--------|------------|----------------|-------|
| 1 | 4 | Kerminen Lauri | 20 | 1 | - | 21 | 5.00 |
| 2 | 2 | Tervaportti Eemi | 9 | - | 1 | 10 | 2.25 |
| 2 | 16 | Ojansivu Olli-Pekka | 9 | 3 | 3 | 15 | 2.25 |
| 4 | 12 | Kunnari Olli | 7 | - | 2 | 9 | 1.75 |
| 5 | 13 | Oivanen Mikko | 5 | - | 2 | 7 | 1.25 |
| 5 | 5 | Siltala Antti | 5 | 1 | 1 | 7 | 1.25 |
| 5 | 14 | Shumov Konstantin | 5 | 1 | - | 6 | 1.25 |
| 5 | 15 | Oivanen Matti | 5 | 1 | - | 6 | 1.25 |
| 9 | 10 | Sivula Urpo | 3 | - | - | 3 | 0.75 |
| 9 | 18 | Lehtonen Jukka | 3 | 1 | - | 4 | 0.75 |
| 11 | 3 | Esko Mikko | 2 | - | - | 2 | 0.50 |
| - | 6 | Seppänen Niklas | - | - | - | - | |
| Others | | | - | - | - | - | |
| Total Team | | | 73 | 8 | 9 | 90 | 18.25 |

Match: 42 Date: 06.09.2014 Spectators: 6'500
 City: Katowice
 Hall: Spodek
 Match duration: Start: 16:40 End: 18:49 Total: 2:09

| Teams | Sets | 1 | 2 | 3 | 4 | 5 | Total |
|--------------|------|------|------|------|------|---|-------|
| FIN | 1 | 20 | 25 | 24 | 19 | | 88 |
| GER | 3 | 25 | 19 | 26 | 25 | | 95 |
| Set duration | | 0:27 | 0:28 | 0:32 | 0:26 | | 1:53 |




FIN • Finland



Set

Avg. by set

| Rk | No | Name | Running Sets | Faults | Still Sets | Total Attempts | Note |
|-------------------|----|---------------------|--------------|--------|------------|----------------|------|
| 1 | 2 | Tervaportti Eemi | 34 | 1 | 44 | 79 | 8.50 |
| 2 | 3 | Esko Mikko | 4 | - | 2 | 6 | 1.00 |
| - | 4 | Kerminen Lauri | - | - | - | - | |
| - | 5 | Siltala Antti | - | - | - | - | |
| - | 6 | Seppänen Niklas | - | - | - | - | |
| - | 10 | Sivula Urpo | - | - | - | - | |
| - | 12 | Kunnari Olli | - | - | - | - | |
| - | 13 | Oivanen Mikko | - | - | - | - | |
| - | 14 | Shumov Konstantin | - | - | - | - | |
| - | 15 | Oivanen Matti | - | - | - | - | |
| - | 16 | Ojansivu Olli-Pekka | - | - | - | - | |
| - | 18 | Lehtonen Jukka | - | - | - | - | |
| Others | | | - | - | - | - | |
| Total Team | | | 38 | 1 | 46 | 85 | 9.50 |



Reception

Eff. %
Limit: 25.00%


| Rk | No | Name | Excellents | Faults | Serve Receptions | Total Attempts | Note |
|-------------------|----|---------------------|------------|--------|------------------|----------------|-------|
| 1 | 12 | Kunnari Olli | 16 | 3 | 32 | 51 | 25.49 |
| - | 4 | Kerminen Lauri | 4 | 2 | 9 | 15 | |
| - | 13 | Oivanen Mikko | 1 | 1 | 4 | 6 | |
| - | 18 | Lehtonen Jukka | - | - | 1 | 1 | |
| - | 2 | Tervaportti Eemi | - | - | - | - | |
| - | 3 | Esko Mikko | - | - | - | - | |
| - | 6 | Seppänen Niklas | - | - | - | - | |
| - | 10 | Sivula Urpo | - | - | - | - | |
| - | 14 | Shumov Konstantin | - | - | - | - | |
| - | 15 | Oivanen Matti | - | - | - | - | |
| - | 16 | Ojansivu Olli-Pekka | - | - | - | - | |
| - | 5 | Siltala Antti | - | 1 | 5 | 6 | |
| Others | | | - | - | - | - | |
| Total Team | | | 21 | 7 | 51 | 79 | 17.72 |

Match: 42 **Date:** 06.09.2014 **Spectators:** 6'500
City: Katowice
Hall: Spodek
Match duration: Start: 16:40 End: 18:49 Total: 2:09

| Teams | Sets | 1 | 2 | 3 | 4 | 5 | Total |
|---------------------|----------|------|------|------|------|---|-------|
| FIN | 1 | 20 | 25 | 24 | 19 | | 88 |
| GER | 3 | 25 | 19 | 26 | 25 | | 95 |
| Set duration | | 0:27 | 0:28 | 0:32 | 0:26 | | 1:53 |




GER • Germany



Spike

Succ. %
Limit: 15.00%

| Rk | No | Name | Spikes | Faults | Shots | Total Attempts | Note |
|-------------------|----|-------------------|--------|--------|-------|----------------|-------|
| 1 | 6 | Kaliberda Denys | 14 | 5 | 8 | 27 | 51.85 |
| 2 | 9 | Grozer György | 13 | 7 | 13 | 33 | 39.39 |
| - | 3 | Schwarz Sebastian | 4 | 3 | 7 | 14 | |
| - | 7 | Westphal Dirk | 6 | 2 | 5 | 13 | |
| - | 8 | Böhme Marcus | 9 | 1 | 2 | 12 | |
| - | 16 | Günthör Max | 3 | - | 3 | 6 | |
| - | 10 | Schöps Jochen | 3 | - | 1 | 4 | |
| - | 11 | Kampa Lukas | - | - | 1 | 1 | |
| - | 2 | Steuerwald Markus | - | - | - | - | |
| - | 5 | Kühner Sebastian | - | - | - | - | |
| - | 12 | Tille Ferdinand | - | - | - | - | |
| - | 15 | Broshog Tim | - | - | - | - | |
| Others | | | - | - | - | - | |
| Total Team | | | 52 | 18 | 40 | 110 | 47.27 |



Block

Avg. by set

| Rk | No | Name | Kill Blocks | Faults | Rebounds | Total Attempts | Note |
|-------------------|----|-------------------|-------------|--------|----------|----------------|------|
| 1 | 8 | Böhme Marcus | 4 | 14 | 4 | 22 | 1.00 |
| 2 | 16 | Günthör Max | 3 | 7 | 7 | 17 | 0.75 |
| 3 | 6 | Kaliberda Denys | 1 | 7 | 3 | 11 | 0.25 |
| 3 | 11 | Kampa Lukas | 1 | 9 | 1 | 11 | 0.25 |
| - | 2 | Steuerwald Markus | - | - | - | - | |
| - | 5 | Kühner Sebastian | - | - | - | - | |
| - | 10 | Schöps Jochen | - | - | - | - | |
| - | 12 | Tille Ferdinand | - | - | - | - | |
| - | 15 | Broshog Tim | - | - | - | - | |
| - | 3 | Schwarz Sebastian | - | 1 | 1 | 2 | |
| - | 7 | Westphal Dirk | - | 2 | 1 | 3 | |
| - | 9 | Grozer György | - | 4 | 1 | 5 | |
| Others | | | - | - | - | - | |
| Total Team | | | 9 | 44 | 18 | 71 | 2.25 |

Match: 42 **Date:** 06.09.2014 **Spectators:** 6'500
City: Katowice
Hall: Spodek
Match duration: Start: 16:40 End: 18:49 Total: 2:09

| Teams | Sets | 1 | 2 | 3 | 4 | 5 | Total |
|---------------------|----------|------|------|------|------|---|-------|
| FIN | 1 | 20 | 25 | 24 | 19 | | 88 |
| GER | 3 | 25 | 19 | 26 | 25 | | 95 |
| Set duration | | 0:27 | 0:28 | 0:32 | 0:26 | | 1:53 |



GER • Germany

| Rk | No | Name | Aces | Faults | Serve Hits | Total Attempts | Note |
|-------------------|----|-------------------|------|--------|------------|----------------|------|
| 1 | 8 | Böhme Marcus | 2 | 3 | 9 | 14 | 0.50 |
| 1 | 6 | Kaliberda Denys | 2 | 3 | 8 | 13 | 0.50 |
| 3 | 7 | Westphal Dirk | 1 | - | 7 | 8 | 0.25 |
| 3 | 16 | Günthör Max | 1 | - | 14 | 15 | 0.25 |
| 3 | 9 | Grozer György | 1 | 4 | 9 | 14 | 0.25 |
| - | 2 | Steuerwald Markus | - | - | - | - | |
| - | 5 | Kühner Sebastian | - | - | 2 | 2 | |
| - | 12 | Tille Ferdinand | - | - | - | - | |
| - | 15 | Broshog Tim | - | - | - | - | |
| - | 3 | Schwarz Sebastian | - | 1 | 9 | 10 | |
| - | 11 | Kampa Lukas | - | 3 | 12 | 15 | |
| - | 10 | Schöps Jochen | - | 1 | 2 | 3 | |
| Others | | | - | - | - | - | |
| Total Team | | | 7 | 15 | 72 | 94 | 1.75 |

| Team | Opponent errors & Team faults | Aces | Faults | Total Attempts |
|------|-------------------------------|------|--------|----------------|
| | Opponent errors & Team faults | 27 | - | 27 |


| Rk | No | Name | Digs | Faults | Receptions | Total Attempts | Note |
|-------------------|----|-------------------|------|--------|------------|----------------|-------|
| 1 | 12 | Tille Ferdinand | 25 | 2 | 2 | 29 | 6.25 |
| 2 | 11 | Kampa Lukas | 17 | 1 | 2 | 20 | 4.25 |
| 3 | 6 | Kaliberda Denys | 11 | 1 | 2 | 14 | 2.75 |
| 3 | 3 | Schwarz Sebastian | 11 | 2 | 1 | 14 | 2.75 |
| 5 | 9 | Grozer György | 6 | - | 2 | 8 | 1.50 |
| 6 | 7 | Westphal Dirk | 3 | - | 1 | 4 | 0.75 |
| 7 | 8 | Böhme Marcus | 2 | - | - | 2 | 0.50 |
| 7 | 16 | Günthör Max | 2 | 1 | - | 3 | 0.50 |
| 9 | 2 | Steuerwald Markus | 1 | - | - | 1 | 0.25 |
| - | 5 | Kühner Sebastian | - | - | - | - | |
| - | 10 | Schöps Jochen | - | - | - | - | |
| - | 15 | Broshog Tim | - | - | - | - | |
| Others | | | - | - | - | - | |
| Total Team | | | 78 | 7 | 10 | 95 | 19.50 |

Match: 42 **Date:** 06.09.2014 **Spectators:** 6'500
City: Katowice
Hall: Spodek
Match duration: Start: 16:40 End: 18:49 Total: 2:09

| Teams | Sets | 1 | 2 | 3 | 4 | 5 | Total |
|---------------------|----------|------|------|------|------|---|-------|
| FIN | 1 | 20 | 25 | 24 | 19 | | 88 |
| GER | 3 | 25 | 19 | 26 | 25 | | 95 |
| Set duration | | 0:27 | 0:28 | 0:32 | 0:26 | | 1:53 |




GER • Germany



Set

Avg. by set

| Rk | No | Name | Running Sets | Faults | Still Sets | Total Attempts | Note |
|-------------------|----|-------------------|--------------|--------|------------|----------------|------|
| 1 | 11 | Kampa Lukas | 29 | 1 | 54 | 84 | 7.25 |
| - | 2 | Steuerwald Markus | - | - | - | - | |
| - | 3 | Schwarz Sebastian | - | - | - | - | |
| - | 5 | Kühner Sebastian | - | - | 2 | 2 | |
| - | 6 | Kaliberda Denys | - | - | - | - | |
| - | 7 | Westphal Dirk | - | - | - | - | |
| - | 8 | Böhme Marcus | - | - | - | - | |
| - | 9 | Grozer György | - | - | - | - | |
| - | 10 | Schöps Jochen | - | - | - | - | |
| - | 12 | Tille Ferdinand | - | - | 1 | 1 | |
| - | 15 | Broshog Tim | - | - | - | - | |
| - | 16 | Günthör Max | - | - | - | - | |
| Others | | | - | - | - | - | |
| Total Team | | | 29 | 1 | 57 | 87 | 7.25 |



Reception

Eff. %
Limit: 25.00%


| Rk | No | Name | Excellents | Faults | Serve Receptions | Total Attempts | Note |
|-------------------|----|-------------------|------------|--------|------------------|----------------|-------|
| 1 | 6 | Kaliberda Denys | 10 | 1 | 15 | 26 | 34.62 |
| 2 | 12 | Tille Ferdinand | 6 | - | 12 | 18 | 33.33 |
| 3 | 3 | Schwarz Sebastian | 7 | 2 | 9 | 18 | 27.78 |
| - | 7 | Westphal Dirk | - | - | 4 | 4 | |
| - | 2 | Steuerwald Markus | - | - | 3 | 3 | |
| - | 8 | Böhme Marcus | - | - | 1 | 1 | |
| - | 11 | Kampa Lukas | - | - | 1 | 1 | |
| - | 5 | Kühner Sebastian | - | - | - | - | |
| - | 9 | Grozer György | - | - | - | - | |
| - | 10 | Schöps Jochen | - | - | - | - | |
| - | 15 | Broshog Tim | - | - | - | - | |
| - | 16 | Günthör Max | - | - | - | - | |
| Others | | | - | - | - | - | |
| Total Team | | | 23 | 3 | 45 | 71 | 28.17 |

Match: 43 Date: 06.09.2014 Spectators: 6'500
 City: Gdansk
 Hall: Ergo Arena
 Match duration: Start: 16:40 End: 18:03 Total: 1:23

| Teams | Sets | 1 | 2 | 3 | 4 | 5 | Total |
|--------------|------|------|------|------|---|---|-------|
| MEX | 0 | 17 | 18 | 19 | | | 54 |
| CAN | 3 | 25 | 25 | 25 | | | 75 |
| Set duration | | 0:23 | 0:23 | 0:24 | | | 1:10 |




MEX • Mexico



Spike

Succ. %
Limit: 15.00%

| Rk | No | Name | Spikes | Faults | Shots | Total Attempts | Note |
|-------------------|----|-----------------|--------|--------|-------|----------------|-------|
| 1 | 9 | Guerra Carlos | 11 | 4 | 11 | 26 | 42.31 |
| 2 | 1 | Vargas Daniel | 5 | 4 | 7 | 16 | 31.25 |
| - | 17 | Orellana Nestor | 5 | 3 | 4 | 12 | |
| - | 14 | Aguilera Tomas | 5 | 2 | 3 | 10 | |
| - | 7 | Quiñones Jorge | 3 | 1 | 4 | 8 | |
| - | 13 | Cordova Samuel | 5 | 3 | - | 8 | |
| - | 4 | Meyer Gustavo | 3 | - | 2 | 5 | |
| - | 15 | Petris Martin | 1 | 2 | 1 | 4 | |
| - | 8 | Herrera Edgar | - | - | 2 | 2 | |
| - | 5 | Rangel Jesus | - | - | - | - | |
| - | 10 | Rangel Pedro | - | - | - | - | |
| - | 11 | Barajas Jorge | - | - | - | - | |
| Others | | | - | - | - | - | |
| Total Team | | | 38 | 19 | 34 | 91 | 41.76 |



Block

Avg. by set


| Rk | No | Name | Kill Blocks | Faults | Rebounds | Total Attempts | Note |
|-------------------|----|-----------------|-------------|--------|----------|----------------|------|
| 1 | 15 | Petris Martin | 1 | - | - | 1 | 0.33 |
| 1 | 13 | Cordova Samuel | 1 | 2 | 2 | 5 | 0.33 |
| - | 1 | Vargas Daniel | - | - | - | - | |
| - | 4 | Meyer Gustavo | - | - | - | - | |
| - | 5 | Rangel Jesus | - | - | - | - | |
| - | 7 | Quiñones Jorge | - | - | 1 | 1 | |
| - | 8 | Herrera Edgar | - | - | - | - | |
| - | 17 | Orellana Nestor | - | - | - | - | |
| - | 9 | Guerra Carlos | - | 2 | 2 | 4 | |
| - | 10 | Rangel Pedro | - | 1 | 1 | 2 | |
| - | 11 | Barajas Jorge | - | 2 | 2 | 4 | |
| - | 14 | Aguilera Tomas | - | 4 | 2 | 6 | |
| Others | | | - | - | - | - | |
| Total Team | | | 2 | 11 | 10 | 23 | 0.67 |

Match: 43 **Date:** 06.09.2014 **Spectators:** 6'500
City: Gdansk
Hall: Ergo Arena
Match duration: Start: 16:40 End: 18:03 Total: 1:23

| Teams | Sets | 1 | 2 | 3 | 4 | 5 | Total |
|---------------------|----------|------|------|------|---|---|-------|
| MEX | 0 | 17 | 18 | 19 | | | 54 |
| CAN | 3 | 25 | 25 | 25 | | | 75 |
| Set duration | | 0:23 | 0:23 | 0:24 | | | 1:10 |



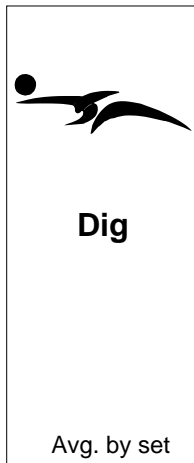
MEX • Mexico



| Rk | No | Name | Aces | Faults | Serve Hits | Total Attempts | Note |
|-------------------|----|-----------------|------|--------|------------|----------------|------|
| 1 | 1 | Vargas Daniel | 1 | - | 3 | 4 | 0.33 |
| 1 | 11 | Barajas Jorge | 1 | 2 | 8 | 11 | 0.33 |
| 1 | 9 | Guerra Carlos | 1 | 2 | 6 | 9 | 0.33 |
| - | 4 | Meyer Gustavo | - | - | 4 | 4 | |
| - | 5 | Rangel Jesus | - | - | - | - | |
| - | 8 | Herrera Edgar | - | - | 2 | 2 | |
| - | 10 | Rangel Pedro | - | - | 2 | 2 | |
| - | 14 | Aguilera Tomas | - | - | 6 | 6 | |
| - | 17 | Orellana Nestor | - | - | 4 | 4 | |
| - | 13 | Cordova Samuel | - | 1 | 5 | 6 | |
| - | 15 | Petris Martin | - | 1 | 2 | 3 | |
| - | 7 | Quiñones Jorge | - | 2 | 3 | 5 | |
| Others | | | - | - | - | - | |
| Total Team | | | 3 | 8 | 45 | 56 | 1.00 |



| | | | |
|-------------------------------|----|---|----|
| Opponent errors & Team faults | 11 | - | 11 |
|-------------------------------|----|---|----|



| Rk | No | Name | Digs | Faults | Receptions | Total Attempts | Note |
|-------------------|----|-----------------|------|--------|------------|----------------|-------|
| 1 | 9 | Guerra Carlos | 6 | 1 | 4 | 11 | 2.00 |
| 2 | 11 | Barajas Jorge | 5 | - | - | 5 | 1.67 |
| 2 | 5 | Rangel Jesus | 5 | 3 | 1 | 9 | 1.67 |
| 4 | 4 | Meyer Gustavo | 3 | - | - | 3 | 1.00 |
| 4 | 10 | Rangel Pedro | 3 | - | - | 3 | 1.00 |
| 4 | 17 | Orellana Nestor | 3 | - | 1 | 4 | 1.00 |
| 7 | 7 | Quiñones Jorge | 2 | - | 2 | 4 | 0.67 |
| 8 | 13 | Cordova Samuel | 1 | - | - | 1 | 0.33 |
| 8 | 14 | Aguilera Tomas | 1 | - | - | 1 | 0.33 |
| 8 | 1 | Vargas Daniel | 1 | 1 | 1 | 3 | 0.33 |
| - | 8 | Herrera Edgar | - | - | 1 | 1 | |
| - | 15 | Petris Martin | - | 1 | - | 1 | |
| Others | | | - | 27 | - | 27 | |
| Total Team | | | 30 | 33 | 10 | 73 | 10.00 |

Match: 43 Date: 06.09.2014 Spectators: 6'500
 City: Gdansk
 Hall: Ergo Arena
 Match duration: Start: 16:40 End: 18:03 Total: 1:23

| Teams | Sets | 1 | 2 | 3 | 4 | 5 | Total |
|--------------|------|------|------|------|---|---|-------|
| MEX | 0 | 17 | 18 | 19 | | | 54 |
| CAN | 3 | 25 | 25 | 25 | | | 75 |
| Set duration | | 0:23 | 0:23 | 0:24 | | | 1:10 |



MEX • Mexico



Set

Avg. by set

| Rk | No | Name | Running Sets | Faults | Still Sets | Total Attempts | Note |
|-------------------|----|-----------------|--------------|--------|------------|----------------|------|
| 1 | 11 | Barajas Jorge | 15 | 1 | 27 | 43 | 5.00 |
| 2 | 10 | Rangel Pedro | 7 | - | 19 | 26 | 2.33 |
| - | 1 | Vargas Daniel | - | - | - | - | |
| - | 4 | Meyer Gustavo | - | - | - | - | |
| - | 5 | Rangel Jesus | - | - | 10 | 10 | |
| - | 7 | Quiñones Jorge | - | - | 1 | 1 | |
| - | 8 | Herrera Edgar | - | - | - | - | |
| - | 9 | Guerra Carlos | - | - | 3 | 3 | |
| - | 13 | Cordova Samuel | - | - | 1 | 1 | |
| - | 14 | Aguilera Tomas | - | - | - | - | |
| - | 15 | Petris Martin | - | - | - | - | |
| - | 17 | Orellana Nestor | - | - | 1 | 1 | |
| Others | | | - | 1 | - | 1 | |
| Total Team | | | 22 | 2 | 62 | 86 | 7.33 |



Reception

Eff. %
Limit: 25.00%

| Rk | No | Name | Excellents | Faults | Serve Receptions | Total Attempts | Note |
|-------------------|----|-----------------|------------|--------|------------------|----------------|-------|
| 1 | 9 | Guerra Carlos | 7 | - | 15 | 22 | 31.82 |
| - | 7 | Quiñones Jorge | 4 | 1 | 10 | 15 | |
| - | 5 | Rangel Jesus | 6 | - | 7 | 13 | |
| - | 4 | Meyer Gustavo | 4 | 1 | 6 | 11 | |
| - | 15 | Petris Martin | 1 | - | 2 | 3 | |
| - | 10 | Rangel Pedro | - | - | 2 | 2 | |
| - | 1 | Vargas Daniel | 1 | - | - | 1 | |
| - | 8 | Herrera Edgar | - | - | - | - | |
| - | 11 | Barajas Jorge | - | - | - | - | |
| - | 13 | Cordova Samuel | - | - | - | - | |
| - | 14 | Aguilera Tomas | - | - | - | - | |
| - | 17 | Orellana Nestor | - | - | - | - | |
| Others | | | - | - | - | - | |
| Total Team | | | 23 | 2 | 42 | 67 | 31.34 |

Match: 43 Date: 06.09.2014 Spectators: 6'500
 City: Gdansk
 Hall: Ergo Arena
 Match duration: Start: 16:40 End: 18:03 Total: 1:23

| Teams | Sets | 1 | 2 | 3 | 4 | 5 | Total |
|--------------|------|------|------|------|---|---|-------|
| MEX | 0 | 17 | 18 | 19 | | | 54 |
| CAN | 3 | 25 | 25 | 25 | | | 75 |
| Set duration | | 0:23 | 0:23 | 0:24 | | | 1:10 |




CAN • Canada



Spike

Succ. %
Limit: 15.00%

| Rk | No | Name | Spikes | Faults | Shots | Total Attempts | Note |
|-------------------|----|----------------------|--------|--------|-------|----------------|-------|
| 1 | 10 | Van Lankvelt Toontje | 14 | 1 | 4 | 19 | 73.68 |
| 2 | 7 | Soonias Dallas | 11 | 3 | 12 | 26 | 42.31 |
| - | 17 | Vigrass Graham | 7 | - | 2 | 9 | |
| - | 15 | Winters Frederic | 6 | - | 2 | 8 | |
| - | 5 | Verhoeff Rudy | 4 | - | 1 | 5 | |
| - | 1 | Sanders Tyler | - | - | 1 | 1 | |
| - | 2 | Perrin John Gordon | - | - | - | - | |
| - | 3 | Lewis Daniel | - | - | - | - | |
| - | 6 | Duff Justin | - | - | - | - | |
| - | 9 | Schneider Dustin | - | - | - | - | |
| - | 12 | Schmitt Gavin | - | - | - | - | |
| - | 18 | Hoag Nicholas | - | - | - | - | |
| Others | | | - | - | - | - | |
| Total Team | | | 42 | 4 | 22 | 68 | 61.76 |



Block

Avg. by set

| Rk | No | Name | Kill Blocks | Faults | Rebounds | Total Attempts | Note |
|-------------------|----|----------------------|-------------|--------|----------|----------------|------|
| 1 | 5 | Verhoeff Rudy | 4 | 6 | 3 | 13 | 1.33 |
| 2 | 1 | Sanders Tyler | 2 | - | 2 | 4 | 0.67 |
| 2 | 10 | Van Lankvelt Toontje | 2 | 2 | 1 | 5 | 0.67 |
| 2 | 17 | Vigrass Graham | 2 | 6 | 3 | 11 | 0.67 |
| 5 | 15 | Winters Frederic | 1 | 2 | 2 | 5 | 0.33 |
| 5 | 7 | Soonias Dallas | 1 | 2 | 1 | 4 | 0.33 |
| - | 2 | Perrin John Gordon | - | - | - | - | |
| - | 3 | Lewis Daniel | - | - | - | - | |
| - | 6 | Duff Justin | - | - | - | - | |
| - | 9 | Schneider Dustin | - | - | - | - | |
| - | 12 | Schmitt Gavin | - | - | - | - | |
| - | 18 | Hoag Nicholas | - | - | - | - | |
| Others | | | - | - | - | - | |
| Total Team | | | 12 | 18 | 12 | 42 | 4.00 |

Match: 43 **Date:** 06.09.2014 **Spectators:** 6'500
City: Gdansk
Hall: Ergo Arena
Match duration: **Start:** 16:40 **End:** 18:03 **Total:** 1:23

| Teams | Sets | 1 | 2 | 3 | 4 | 5 | Total |
|---------------------|----------|------|------|------|---|---|-------|
| MEX | 0 | 17 | 18 | 19 | | | 54 |
| CAN | 3 | 25 | 25 | 25 | | | 75 |
| Set duration | | 0:23 | 0:23 | 0:24 | | | 1:10 |



CAN • Canada

| Rk | No | Name | Aces | Faults | Serve Hits | Total Attempts | Note |
|-------------------|----|----------------------|------|--------|------------|----------------|------|
| 1 | 17 | Vigrass Graham | 2 | - | 9 | 11 | 0.67 |
| 2 | 5 | Verhoeff Rudy | 1 | - | 14 | 15 | 0.33 |
| - | 2 | Perrin John Gordon | - | - | - | - | |
| - | 3 | Lewis Daniel | - | - | - | - | |
| - | 6 | Duff Justin | - | - | - | - | |
| - | 9 | Schneider Dustin | - | - | - | - | |
| - | 12 | Schmitt Gavin | - | - | - | - | |
| - | 18 | Hoag Nicholas | - | - | - | - | |
| - | 15 | Winters Frederic | - | 1 | 16 | 17 | |
| - | 7 | Soonias Dallas | - | 1 | 11 | 12 | |
| - | 10 | Van Lankvelt Toontje | - | 1 | 7 | 8 | |
| - | 1 | Sanders Tyler | - | 3 | 7 | 10 | |
| Others | | | - | - | - | - | |
| Total Team | | | 3 | 6 | 64 | 73 | 1.00 |



Serve

Avg. by set

| Team | Opponent errors & Team faults | Aces | Faults | Total Attempts |
|------|-------------------------------|------|--------|----------------|
| | | 18 | - | 18 |

| Rk | No | Name | Digs | Faults | Receptions | Total Attempts | Note |
|-------------------|----|----------------------|------|--------|------------|----------------|------|
| 1 | 3 | Lewis Daniel | 9 | 2 | 6 | 17 | 3.00 |
| 2 | 7 | Soonias Dallas | 5 | - | 3 | 8 | 1.67 |
| 3 | 1 | Sanders Tyler | 4 | 1 | 4 | 9 | 1.33 |
| 4 | 15 | Winters Frederic | 3 | 1 | 2 | 6 | 1.00 |
| 5 | 5 | Verhoeff Rudy | 2 | 2 | 1 | 5 | 0.67 |
| 6 | 17 | Vigrass Graham | 1 | - | 1 | 2 | 0.33 |
| 6 | 10 | Van Lankvelt Toontje | 1 | 4 | 4 | 9 | 0.33 |
| - | 2 | Perrin John Gordon | - | - | - | - | |
| - | 6 | Duff Justin | - | - | - | - | |
| - | 9 | Schneider Dustin | - | - | - | - | |
| - | 12 | Schmitt Gavin | - | - | - | - | |
| - | 18 | Hoag Nicholas | - | - | - | - | |
| Others | | | - | 12 | - | 12 | |
| Total Team | | | 25 | 22 | 21 | 68 | 8.33 |



Dig

Avg. by set



Match: 43 **Date:** 06.09.2014 **Spectators:** 6'500
City: Gdansk
Hall: Ergo Arena
Match duration: **Start:** 16:40 **End:** 18:03 **Total:** 1:23

| Teams | Sets | 1 | 2 | 3 | 4 | 5 | Total |
|---------------------|----------|------|------|------|---|---|-------|
| MEX | 0 | 17 | 18 | 19 | | | 54 |
| CAN | 3 | 25 | 25 | 25 | | | 75 |
| Set duration | | 0:23 | 0:23 | 0:24 | | | 1:10 |



CAN • Canada



Set

Avg. by set

| Rk | No | Name | Running Sets | Faults | Still Sets | Total Attempts | Note |
|-------------------|----|----------------------|--------------|--------|------------|----------------|------|
| 1 | 1 | Sanders Tyler | 26 | - | 33 | 59 | 8.67 |
| - | 2 | Perrin John Gordon | - | - | - | - | |
| - | 3 | Lewis Daniel | - | - | 2 | 2 | |
| - | 5 | Verhoeff Rudy | - | - | 2 | 2 | |
| - | 6 | Duff Justin | - | - | - | - | |
| - | 7 | Soonias Dallas | - | - | - | - | |
| - | 9 | Schneider Dustin | - | - | - | - | |
| - | 10 | Van Lankvelt Toontje | - | - | 3 | 3 | |
| - | 12 | Schmitt Gavin | - | - | - | - | |
| - | 15 | Winters Frederic | - | - | - | - | |
| - | 17 | Vigrass Graham | - | - | - | - | |
| - | 18 | Hoag Nicholas | - | - | - | - | |
| Others | | | - | - | - | - | |
| Total Team | | | 26 | - | 40 | 66 | 8.67 |



Reception


Eff. %
Limit: 25.00%

| Rk | No | Name | Excellents | Faults | Serve Receptions | Total Attempts | Note |
|-------------------|----|----------------------|------------|--------|------------------|----------------|-------|
| 1 | 3 | Lewis Daniel | 8 | - | 6 | 14 | 57.14 |
| 2 | 10 | Van Lankvelt Toontje | 10 | 2 | 10 | 22 | 36.36 |
| 3 | 15 | Winters Frederic | 5 | 2 | 5 | 12 | 25.00 |
| - | 1 | Sanders Tyler | - | - | - | - | |
| - | 2 | Perrin John Gordon | - | - | - | - | |
| - | 5 | Verhoeff Rudy | - | - | - | - | |
| - | 6 | Duff Justin | - | - | - | - | |
| - | 7 | Soonias Dallas | - | - | - | - | |
| - | 9 | Schneider Dustin | - | - | - | - | |
| - | 12 | Schmitt Gavin | - | - | - | - | |
| - | 17 | Vigrass Graham | - | - | - | - | |
| - | 18 | Hoag Nicholas | - | - | - | - | |
| Others | | | - | - | - | - | |
| Total Team | | | 23 | 4 | 21 | 48 | 39.58 |

Match: 44 **Date:** 06.09.2014 **Spectators:** 7'400
City: Kraków
Hall: Krakow Arena
Match duration: Start: 16:40 End: 18:50 Total: 2:10

| Teams | Sets | 1 | 2 | 3 | 4 | 5 | Total |
|---------------------|----------|------|------|------|------|---|-------|
| BEL | 1 | 23 | 15 | 25 | 20 | | 83 |
| IRI | 3 | 25 | 25 | 21 | 25 | | 96 |
| Set duration | | 0:30 | 0:23 | 0:31 | 0:30 | | 1:54 |


BEL • Belgium



Spike

Succ. %
Limit: 15.00%

| Rk | No | Name | Spikes | Faults | Shots | Total Attempts | Note |
|-------------------|----|----------------------|--------|--------|-------|----------------|-------|
| 1 | 3 | Deroo Sam | 14 | 4 | 19 | 37 | 37.84 |
| 2 | 12 | Van Walle Gert | 6 | 6 | 10 | 22 | 27.27 |
| 3 | 11 | Verhanneman Matthijs | 4 | 3 | 13 | 20 | 20.00 |
| - | 1 | Van Den Dries Bram | 8 | 5 | 4 | 17 | |
| - | 10 | Van De Voorde Simon | 7 | - | 5 | 12 | |
| - | 9 | Verhees Pieter | 8 | 1 | 2 | 11 | |
| - | 5 | Depestele Frank | 2 | 1 | - | 3 | |
| - | 7 | Claes Gertjan | 1 | 1 | 1 | 3 | |
| - | 2 | Tuerlinckx Hendrik | - | - | - | - | |
| - | 4 | Coolman Pieter | - | - | - | - | |
| - | 14 | Derkoningen Bert | - | - | - | - | |
| - | 16 | Valkiers Matthias | - | - | - | - | |
| Others | | | - | - | - | - | |
| Total Team | | | 50 | 21 | 54 | 125 | 40.00 |



Block

Avg. by set

| Rk | No | Name | Kill Blocks | Faults | Rebounds | Total Attempts | Note |
|-------------------|----|----------------------|-------------|--------|----------|----------------|------|
| 1 | 12 | Van Walle Gert | 2 | 1 | 3 | 6 | 0.50 |
| 1 | 11 | Verhanneman Matthijs | 2 | 4 | 2 | 8 | 0.50 |
| 1 | 9 | Verhees Pieter | 2 | 12 | 9 | 23 | 0.50 |
| 4 | 3 | Deroo Sam | 1 | 7 | 4 | 12 | 0.25 |
| 4 | 10 | Van De Voorde Simon | 1 | 15 | 4 | 20 | 0.25 |
| - | 2 | Tuerlinckx Hendrik | - | - | - | - | |
| - | 4 | Coolman Pieter | - | - | - | - | |
| - | 7 | Claes Gertjan | - | - | - | - | |
| - | 14 | Derkoningen Bert | - | - | - | - | |
| - | 16 | Valkiers Matthias | - | - | - | - | |
| - | 5 | Depestele Frank | - | 2 | 3 | 5 | |
| - | 1 | Van Den Dries Bram | - | 2 | - | 2 | |
| Others | | | - | - | - | - | |
| Total Team | | | 8 | 43 | 25 | 76 | 2.00 |

Match: 44 Date: 06.09.2014 Spectators: 7'400

City: Kraków

Hall: Krakow Arena


Match duration: Start: 16:40 End: 18:50 Total: 2:10

| Teams | Sets | 1 | 2 | 3 | 4 | 5 | Total |
|--------------|------|------|------|------|------|---|-------|
| BEL | 1 | 23 | 15 | 25 | 20 | | 83 |
| IRI | 3 | 25 | 25 | 21 | 25 | | 96 |
| Set duration | | 0:30 | 0:23 | 0:31 | 0:30 | | 1:54 |



BEL • Belgium

| Rk | No | Name | Aces | Faults | Serve Hits | Total Attempts | Note |
|-------------------|----|----------------------|------|--------|------------|----------------|------|
| 1 | 5 | Depestele Frank | 1 | 1 | 11 | 13 | 0.25 |
| - | 2 | Tuerlinckx Hendrik | - | - | - | - | |
| - | 7 | Claes Gertjan | - | - | 2 | 2 | |
| - | 14 | Derkoningen Bert | - | - | - | - | |
| - | 16 | Valkiers Matthias | - | - | 1 | 1 | |
| - | 11 | Verhanneman Matthijs | - | 1 | 14 | 15 | |
| - | 9 | Verhees Pieter | - | 1 | 10 | 11 | |
| - | 3 | Deroo Sam | - | 2 | 11 | 13 | |
| - | 10 | Van De Voorde Simon | - | 3 | 11 | 14 | |
| - | 12 | Van Walle Gert | - | 2 | 6 | 8 | |
| - | 1 | Van Den Dries Bram | - | 2 | 3 | 5 | |
| - | 4 | Coolman Pieter | - | 1 | 1 | 2 | |
| Others | | | - | - | - | - | |
| Total Team | | | 1 | 13 | 70 | 84 | 0.25 |




Serve

Avg. by set

| Team | Opponent errors & Team faults | Aces | Faults | Total Attempts |
|------|-------------------------------|------|--------|----------------|
| | | 24 | 1 | 25 |

| Rk | No | Name | Digs | Faults | Receptions | Total Attempts | Note |
|-------------------|----|----------------------|------|--------|------------|----------------|-------|
| 1 | 14 | Derkoningen Bert | 20 | 6 | 3 | 29 | 5.00 |
| 2 | 5 | Depestele Frank | 13 | 1 | 3 | 17 | 3.25 |
| 2 | 3 | Deroo Sam | 13 | 2 | - | 15 | 3.25 |
| 4 | 11 | Verhanneman Matthijs | 9 | 1 | 1 | 11 | 2.25 |
| 5 | 9 | Verhees Pieter | 7 | 1 | - | 8 | 1.75 |
| 6 | 10 | Van De Voorde Simon | 5 | - | 1 | 6 | 1.25 |
| 6 | 12 | Van Walle Gert | 5 | 1 | - | 6 | 1.25 |
| 8 | 1 | Van Den Dries Bram | 1 | - | - | 1 | 0.25 |
| 8 | 7 | Claes Gertjan | 1 | - | - | 1 | 0.25 |
| - | 2 | Tuerlinckx Hendrik | - | - | - | - | |
| - | 4 | Coolman Pieter | - | - | - | - | |
| - | 16 | Valkiers Matthias | - | - | - | - | |
| Others | | | - | - | - | - | |
| Total Team | | | 74 | 12 | 8 | 94 | 18.50 |



Dig


Avg. by set

Match: 44 **Date:** 06.09.2014 **Spectators:** 7'400
City: Kraków
Hall: Krakow Arena
Match duration: **Start:** 16:40 **End:** 18:50 **Total:** 2:10


| Teams | Sets | 1 | 2 | 3 | 4 | 5 | Total |
|---------------------|----------|------|------|------|------|---|-------|
| BEL | 1 | 23 | 15 | 25 | 20 | | 83 |
| IRI | 3 | 25 | 25 | 21 | 25 | | 96 |
| Set duration | | 0:30 | 0:23 | 0:31 | 0:30 | | 1:54 |



BEL • Belgium

|  Set | Rk | No | Name | Running Sets | Faults | Still Sets | Total Attempts | Note | |
|---|-------------------|----|----------------------|--------------|--------|------------|----------------|------|------|
| | 1 | 5 | Depestele Frank | 26 | 1 | 68 | 95 | 6.50 | |
| | 2 | 16 | Valkiers Matthias | 1 | - | 6 | 7 | 0.25 | |
| | - | 1 | Van Den Dries Bram | - | - | - | - | | |
| | - | 2 | Tuerlinckx Hendrik | - | - | - | - | | |
| | - | 3 | Deroo Sam | - | - | - | - | | |
| | - | 4 | Coolman Pieter | - | - | - | - | | |
| | - | 7 | Claes Gertjan | - | - | - | - | | |
| | - | 9 | Verhees Pieter | - | - | - | - | | |
| | - | 10 | Van De Voorde Simon | - | - | - | - | | |
| | - | 11 | Verhanneman Matthijs | - | - | - | - | | |
| | - | 12 | Van Walle Gert | - | - | - | - | | |
| | - | 14 | Derkoningen Bert | - | - | - | - | | |
| | Others | | | | - | - | - | - | |
| | Total Team | | | | 27 | 1 | 74 | 102 | 6.75 |

Avg. by set

|  Reception | Rk | No | Name | Excellents | Faults | Serve Receptions | Total Attempts | Note | |
|--|-------------------|----|----------------------|------------|--------|------------------|----------------|-------|-------|
| | 1 | 11 | Verhanneman Matthijs | 16 | 3 | 13 | 32 | 40.63 | |
| | 2 | 14 | Derkoningen Bert | 6 | 2 | 18 | 26 | 15.38 | |
| | - | 3 | Deroo Sam | 6 | - | 8 | 14 | | |
| | - | 7 | Claes Gertjan | 3 | - | 4 | 7 | | |
| | - | 10 | Van De Voorde Simon | - | - | 2 | 2 | | |
| | - | 5 | Depestele Frank | - | - | 1 | 1 | | |
| | - | 1 | Van Den Dries Bram | - | - | - | - | | |
| | - | 2 | Tuerlinckx Hendrik | - | - | - | - | | |
| | - | 4 | Coolman Pieter | - | - | - | - | | |
| | - | 9 | Verhees Pieter | - | - | - | - | | |
| | - | 12 | Van Walle Gert | - | - | - | - | | |
| | - | 16 | Valkiers Matthias | - | - | - | - | | |
| | Others | | | | - | - | - | - | |
| | Total Team | | | | 31 | 5 | 46 | 82 | 31.71 |


Eff. %
Limit: 25.00%

Match: 44 **Date:** 06.09.2014 **Spectators:** 7'400
City: Kraków
Hall: Krakow Arena
Match duration: Start: 16:40 End: 18:50 Total: 2:10

| Teams | Sets | 1 | 2 | 3 | 4 | 5 | Total |
|---------------------|------|------|------|------|------|---|-------|
| BEL | 1 | 23 | 15 | 25 | 20 | | 83 |
| IRI | 3 | 25 | 25 | 21 | 25 | | 96 |
| Set duration | | 0:30 | 0:23 | 0:31 | 0:30 | | 1:54 |




IRI • Iran



Spike

Succ. %
Limit: 15.00%

| Rk | No | Name | Spikes | Faults | Shots | Total Attempts | Note |
|-------------------|----|-------------------------------|--------|--------|-------|----------------|-------|
| 1 | 12 | Mirzajanjpour M. Mojtaba | 12 | 3 | 10 | 25 | 48.00 |
| 2 | 5 | Ghaemi Farhad | 9 | 4 | 10 | 23 | 39.13 |
| 3 | 10 | Ghafour Amir | 9 | 4 | 13 | 26 | 34.62 |
| - | 6 | Mousavi Eraghi Seyed Mohammad | 7 | 2 | 5 | 14 | |
| - | 15 | Tashakori Armin | 8 | - | 3 | 11 | |
| - | 2 | Ebadipour Ghara H. Milad | 3 | 1 | 4 | 8 | |
| - | 1 | Mahmoudi Shahram | 4 | 1 | 1 | 6 | |
| - | 4 | Marouflakrani Mir Saeid | 1 | - | 2 | 3 | |
| - | 9 | Gholami Adel | 1 | 1 | - | 2 | |
| - | 8 | Zarif Ahangaran V. Farhad | - | - | - | - | |
| - | 13 | Mahdavi Mehdi | - | - | - | - | |
| - | 16 | Alizadeh Gh. Abdolreza | - | - | - | - | |
| Others | | | - | - | - | - | |
| Total Team | | | 54 | 16 | 48 | 118 | 45.76 |



Block

Avg. by set

| Rk | No | Name | Kill Blocks | Faults | Rebounds | Total Attempts | Note |
|-------------------|----|-------------------------------|-------------|--------|----------|----------------|------|
| 1 | 6 | Mousavi Eraghi Seyed Mohammad | 5 | 9 | 5 | 19 | 1.25 |
| 2 | 4 | Marouflakrani Mir Saeid | 4 | 3 | 1 | 8 | 1.00 |
| 3 | 5 | Ghaemi Farhad | 3 | 4 | 4 | 11 | 0.75 |
| 4 | 10 | Ghafour Amir | 2 | 3 | 5 | 10 | 0.50 |
| 5 | 1 | Mahmoudi Shahram | 1 | - | - | 1 | 0.25 |
| 5 | 15 | Tashakori Armin | 1 | 7 | 6 | 14 | 0.25 |
| - | 2 | Ebadipour Ghara H. Milad | - | - | 1 | 1 | |
| - | 8 | Zarif Ahangaran V. Farhad | - | - | - | - | |
| - | 13 | Mahdavi Mehdi | - | - | 1 | 1 | |
| - | 16 | Alizadeh Gh. Abdolreza | - | - | - | - | |
| - | 9 | Gholami Adel | - | 2 | 6 | 8 | |
| - | 12 | Mirzajanjpour M. Mojtaba | - | 1 | 3 | 4 | |
| Others | | | - | - | - | - | |
| Total Team | | | 16 | 29 | 32 | 77 | 4.00 |


Match: 44 **Date:** 06.09.2014 **Spectators:** 7'400
City: Kraków
Hall: Krakow Arena
Match duration: Start: 16:40 End: 18:50 Total: 2:10

| Teams | Sets | 1 | 2 | 3 | 4 | 5 | Total |
|---------------------|------|------|------|------|------|---|-------|
| BEL | 1 | 23 | 15 | 25 | 20 | | 83 |
| IRI | 3 | 25 | 25 | 21 | 25 | | 96 |
| Set duration | | 0:30 | 0:23 | 0:31 | 0:30 | | 1:54 |




IRI • Iran

| Rk | No | Name | Aces | Faults | Serve Hits | Total Attempts | Note |
|-------------------|----|-------------------------------|------|--------|------------|----------------|------|
| 1 | 4 | Marouflakrani Mir Saeid | 1 | - | 16 | 17 | 0.25 |
| 1 | 12 | Mirzajanpour M. Mojtaba | 1 | - | 13 | 14 | 0.25 |
| 1 | 5 | Ghaemi Farhad | 1 | 2 | 14 | 17 | 0.25 |
| 1 | 9 | Gholami Adel | 1 | 2 | 7 | 10 | 0.25 |
| - | 2 | Ebadipour Ghara H. Milad | - | - | 3 | 3 | |
| - | 8 | Zarif Ahangaran V. Farhad | - | - | - | - | |
| - | 15 | Tashakori Armin | - | - | 7 | 7 | |
| - | 16 | Alizadeh Gh. Abdolreza | - | - | - | - | |
| - | 13 | Mahdavi Mehdi | - | 1 | 5 | 6 | |
| - | 6 | Mousavi Eraghi Seyed Mohammad | - | 3 | 9 | 12 | |
| - | 10 | Ghafour Amir | - | 3 | 4 | 7 | |
| - | 1 | Mahmoudi Shahram | - | 1 | 1 | 2 | |
| Others | | | - | - | - | - | |
| Total Team | | | 4 | 12 | 79 | 95 | 1.00 |



| Team | Opponent errors & Team faults | Aces | Faults | Total Attempts |
|------|-------------------------------|------|--------|----------------|
| | | 22 | - | 22 |

| Rk | No | Name | Digs | Faults | Receptions | Total Attempts | Note |
|-------------------|----|-------------------------------|------|--------|------------|----------------|-------|
| 1 | 8 | Zarif Ahangaran V. Farhad | 21 | 3 | 4 | 28 | 5.25 |
| 2 | 4 | Marouflakrani Mir Saeid | 16 | 4 | - | 20 | 4.00 |
| 3 | 5 | Ghaemi Farhad | 12 | 1 | 3 | 16 | 3.00 |
| 4 | 10 | Ghafour Amir | 9 | 3 | 1 | 13 | 2.25 |
| 5 | 2 | Ebadipour Ghara H. Milad | 6 | 1 | 1 | 8 | 1.50 |
| 6 | 6 | Mousavi Eraghi Seyed Mohammad | 4 | 2 | 1 | 7 | 1.00 |
| 6 | 12 | Mirzajanpour M. Mojtaba | 4 | 7 | - | 11 | 1.00 |
| 8 | 15 | Tashakori Armin | 3 | 1 | - | 4 | 0.75 |
| 9 | 13 | Mahdavi Mehdi | 1 | - | 1 | 2 | 0.25 |
| 9 | 9 | Gholami Adel | 1 | 1 | - | 2 | 0.25 |
| - | 1 | Mahmoudi Shahram | - | - | - | - | |
| - | 16 | Alizadeh Gh. Abdolreza | - | - | - | - | |
| Others | | | - | - | - | - | |
| Total Team | | | 77 | 23 | 11 | 111 | 19.25 |




Match: 44 **Date:** 06.09.2014 **Spectators:** 7'400
City: Kraków
Hall: Krakow Arena
Match duration: **Start:** 16:40 **End:** 18:50 **Total:** 2:10

| Teams | Sets | 1 | 2 | 3 | 4 | 5 | Total |
|---------------------|----------|------|------|------|------|---|-------|
| BEL | 1 | 23 | 15 | 25 | 20 | | 83 |
| IRI | 3 | 25 | 25 | 21 | 25 | | 96 |
| Set duration | | 0:30 | 0:23 | 0:31 | 0:30 | | 1:54 |




IRI • Iran



Set

Avg. by set

| Rk | No | Name | Running Sets | Faults | Still Sets | Total Attempts | Note |
|-------------------|----|-------------------------------|--------------|--------|------------|----------------|-------|
| 1 | 4 | Marouflakrani Mir Saeid | 39 | - | 42 | 81 | 9.75 |
| 2 | 13 | Mahdavi Mehdi | 2 | - | - | 2 | 0.50 |
| - | 1 | Mahmoudi Shahram | - | - | - | - | |
| - | 2 | Ebadipour Ghara H. Milad | - | - | - | - | |
| - | 5 | Ghaemi Farhad | - | - | - | - | |
| - | 6 | Mousavi Eraghi Seyed Mohammad | - | - | - | - | |
| - | 8 | Zarif Ahangaran V. Farhad | - | - | - | - | |
| - | 9 | Gholami Adel | - | - | - | - | |
| - | 10 | Ghafour Amir | - | - | - | - | |
| - | 12 | Mirzajanpour M. Mojtaba | - | - | - | - | |
| - | 15 | Tashakori Armin | - | - | - | - | |
| - | 16 | Alizadeh Gh. Abdolreza | - | - | - | - | |
| Others | | | - | - | - | - | |
| Total Team | | | 41 | - | 42 | 83 | 10.25 |



Reception

Eff. %
Limit: 25.00%


| Rk | No | Name | Excellents | Faults | Serve Receptions | Total Attempts | Note |
|-------------------|----|-------------------------------|------------|--------|------------------|----------------|-------|
| 1 | 8 | Zarif Ahangaran V. Farhad | 15 | 1 | 5 | 21 | 66.67 |
| 2 | 12 | Mirzajanpour M. Mojtaba | 6 | - | 15 | 21 | 28.57 |
| - | 5 | Ghaemi Farhad | 9 | 1 | 5 | 15 | |
| - | 2 | Ebadipour Ghara H. Milad | 9 | - | 2 | 11 | |
| - | 4 | Marouflakrani Mir Saeid | 1 | 1 | - | 2 | |
| - | 6 | Mousavi Eraghi Seyed Mohammad | - | - | 1 | 1 | |
| - | 1 | Mahmoudi Shahram | - | - | - | - | |
| - | 9 | Gholami Adel | - | - | - | - | |
| - | 10 | Ghafour Amir | - | - | - | - | |
| - | 13 | Mahdavi Mehdi | - | - | - | - | |
| - | 15 | Tashakori Armin | - | - | - | - | |
| - | 16 | Alizadeh Gh. Abdolreza | - | - | - | - | |
| Others | | | - | - | - | - | |
| Total Team | | | 40 | 3 | 28 | 71 | 52.11 |

Match: 45 **Date:** 06.09.2014 **Spectators:** 6'951
City: Wroclaw
Hall: Hala Stulecia
Match duration: **Start:** 20:25 **End:** 22:39 **Total:** 2:14

| Teams | Sets | 1 | 2 | 3 | 4 | 5 | Total |
|---------------------|----------|------|------|------|------|---|-------|
| CMR | 1 | 27 | 23 | 16 | 22 | | 88 |
| POL | 3 | 25 | 25 | 25 | 25 | | 100 |
| Set duration | | 0:31 | 0:32 | 0:23 | 0:32 | | 1:58 |




CMR • Cameroon



Spike

Succ. %
Limit: 15.00%

| Rk | No | Name | Spikes | Faults | Shots | Total Attempts | Note |
|-------------------|----|-------------------------------|--------|--------|-------|----------------|-------|
| 1 | 7 | Ndaki Mboulet Jean Patrice | 18 | 7 | 8 | 33 | 54.55 |
| 2 | 14 | Wounembaina Nathan | 14 | 8 | 16 | 38 | 36.84 |
| - | 1 | Nongni Zanguim Mefani Olivier | 10 | 3 | 3 | 16 | |
| - | 6 | Dolegombai Sem | 9 | - | 4 | 13 | |
| - | 10 | Moussa Maliki | 4 | 2 | 5 | 11 | |
| - | 18 | Feughouo David | 1 | 1 | 1 | 3 | |
| - | 3 | Kari Adeke Georges | 1 | 2 | - | 3 | |
| - | 15 | Kody Bitjaa Yvan Arthur | - | - | 2 | 2 | |
| - | 2 | Mbutngam Ahmed Awal | 1 | - | - | 1 | |
| - | 9 | Kofane Boyomo Joseph Herve | 1 | - | - | 1 | |
| - | 8 | Nyabeye Jean Junior | - | - | - | - | |
| - | 16 | Fossi Kamto Alain | - | - | - | - | |
| Others | | | - | - | - | - | |
| Total Team | | | 59 | 23 | 39 | 121 | 48.76 |



Block

Avg. by set

| Rk | No | Name | Kill Blocks | Faults | Rebounds | Total Attempts | Note |
|-------------------|----|-------------------------------|-------------|--------|----------|----------------|------|
| 1 | 14 | Wounembaina Nathan | 5 | 3 | 4 | 12 | 1.25 |
| 2 | 2 | Mbutngam Ahmed Awal | 2 | 2 | 5 | 9 | 0.50 |
| 2 | 7 | Ndaki Mboulet Jean Patrice | 2 | 5 | 3 | 10 | 0.50 |
| 2 | 6 | Dolegombai Sem | 2 | 11 | 6 | 19 | 0.50 |
| 5 | 18 | Feughouo David | 1 | 3 | 3 | 7 | 0.25 |
| - | 3 | Kari Adeke Georges | - | - | - | - | |
| - | 8 | Nyabeye Jean Junior | - | - | - | - | |
| - | 16 | Fossi Kamto Alain | - | - | - | - | |
| - | 1 | Nongni Zanguim Mefani Olivier | - | 10 | 5 | 15 | |
| - | 9 | Kofane Boyomo Joseph Herve | - | 2 | - | 2 | |
| - | 10 | Moussa Maliki | - | 4 | - | 4 | |
| - | 15 | Kody Bitjaa Yvan Arthur | - | 1 | - | 1 | |
| Others | | | - | - | - | - | |
| Total Team | | | 12 | 41 | 26 | 79 | 3.00 |


Match: 45 Date: 06.09.2014 Spectators: 6'951
 City: Wrocław
 Hall: Hala Stulecia
 Match duration: Start: 20:25 End: 22:39 Total: 2:14

| Teams | Sets | 1 | 2 | 3 | 4 | 5 | Total |
|--------------|------|------|------|------|------|---|-------|
| CMR | 1 | 27 | 23 | 16 | 22 | | 88 |
| POL | 3 | 25 | 25 | 25 | 25 | | 100 |
| Set duration | | 0:31 | 0:32 | 0:23 | 0:32 | | 1:58 |



CMR • Cameroon

| Rk | No | Name | Aces | Faults | Serve Hits | Total Attempts | Note |
|-------------------|----|-------------------------------|------|--------|------------|----------------|------|
| - | 3 | Kari Adeke Georges | - | - | 4 | 4 | |
| - | 8 | Nyabeye Jean Junior | - | - | - | - | |
| - | 9 | Kofane Boyomo Joseph Herve | - | - | 1 | 1 | |
| - | 15 | Kody Bitjaa Yvan Arthur | - | - | 2 | 2 | |
| - | 16 | Fossi Kamto Alain | - | - | - | - | |
| - | 10 | Moussa Maliki | - | 1 | 10 | 11 | |
| - | 1 | Nongni Zanguim Mefani Olivier | - | 2 | 16 | 18 | |
| - | 2 | Mbutngam Ahmed Awal | - | 1 | 7 | 8 | |
| - | 7 | Ndaki Mboulet Jean Patrice | - | 4 | 14 | 18 | |
| - | 14 | Wounembaina Nathan | - | 3 | 10 | 13 | |
| - | 6 | Dolegombai Sem | - | 3 | 8 | 11 | |
| - | 18 | Feughouo David | - | 1 | 2 | 3 | |
| Others | | | - | - | - | - | |
| Total Team | | | - | 15 | 74 | 89 | |




Serve

Avg. by set

| Team | Opponent errors & Team faults | Aces | Faults | Total Attempts |
|------|-------------------------------|------|--------|----------------|
| | | 17 | 1 | 18 |

| Rk | No | Name | Digs | Faults | Receptions | Total Attempts | Note |
|-------------------|----|-------------------------------|------|--------|------------|----------------|-------|
| 1 | 16 | Fossi Kamto Alain | 20 | 3 | 3 | 26 | 5.00 |
| 2 | 14 | Wounembaina Nathan | 10 | 3 | 5 | 18 | 2.50 |
| 3 | 2 | Mbutngam Ahmed Awal | 9 | 2 | - | 11 | 2.25 |
| 4 | 10 | Moussa Maliki | 8 | 1 | 2 | 11 | 2.00 |
| 5 | 7 | Ndaki Mboulet Jean Patrice | 6 | 3 | - | 9 | 1.50 |
| 6 | 1 | Nongni Zanguim Mefani Olivier | 4 | - | - | 4 | 1.00 |
| 6 | 3 | Kari Adeke Georges | 4 | - | 1 | 5 | 1.00 |
| 8 | 6 | Dolegombai Sem | 3 | - | - | 3 | 0.75 |
| 8 | 18 | Feughouo David | 3 | 1 | - | 4 | 0.75 |
| 10 | 15 | Kody Bitjaa Yvan Arthur | 1 | - | - | 1 | 0.25 |
| - | 8 | Nyabeye Jean Junior | - | - | - | - | |
| - | 9 | Kofane Boyomo Joseph Herve | - | - | - | - | |
| Others | | | - | - | - | - | |
| Total Team | | | 68 | 13 | 11 | 92 | 17.00 |



Dig

Avg. by set




Match: 45 **Date:** 06.09.2014 **Spectators:** 6'951
City: Wroclaw
Hall: Hala Stulecia
Match duration: Start: 20:25 End: 22:39 Total: 2:14

| Teams | Sets | 1 | 2 | 3 | 4 | 5 | Total |
|--------------|------|------|------|------|------|---|-------|
| CMR | 1 | 27 | 23 | 16 | 22 | | 88 |
| POL | 3 | 25 | 25 | 25 | 25 | | 100 |
| Set duration | | 0:31 | 0:32 | 0:23 | 0:32 | | 1:58 |




CMR • Cameroon



Set

Avg. by set

| Rk | No | Name | Running Sets | Faults | Still Sets | Total Attempts | Note |
|-------------------|----|-------------------------------|--------------|--------|------------|----------------|------|
| 1 | 2 | Mbutngam Ahmed Awal | 30 | 2 | 46 | 78 | 7.50 |
| 2 | 3 | Kari Adeke Georges | 4 | - | 11 | 15 | 1.00 |
| - | 1 | Nongni Zanguim Mefani Olivier | - | - | - | - | |
| - | 6 | Dolegombai Sem | - | - | - | - | |
| - | 7 | Ndaki Mboulet Jean Patrice | - | - | 1 | 1 | |
| - | 8 | Nyabeye Jean Junior | - | - | - | - | |
| - | 9 | Kofane Boyomo Joseph Herve | - | - | - | - | |
| - | 10 | Moussa Maliki | - | - | - | - | |
| - | 14 | Wounembaina Nathan | - | - | - | - | |
| - | 15 | Kody Bitjaa Yvan Arthur | - | - | - | - | |
| - | 16 | Fossi Kamto Alain | - | - | - | - | |
| - | 18 | Feughouo David | - | - | - | - | |
| Others | | | - | - | - | - | |
| Total Team | | | 34 | 2 | 58 | 94 | 8.50 |



Reception

Eff. %
Limit: 25.00%


| Rk | No | Name | Excellents | Faults | Serve Receptions | Total Attempts | Note |
|-------------------|----|-------------------------------|------------|--------|------------------|----------------|-------|
| 1 | 14 | Wounembaina Nathan | 12 | 1 | 18 | 31 | 35.48 |
| 2 | 10 | Moussa Maliki | 11 | 3 | 25 | 39 | 20.51 |
| - | 16 | Fossi Kamto Alain | 4 | - | 8 | 12 | |
| - | 15 | Kody Bitjaa Yvan Arthur | - | - | 5 | 5 | |
| - | 6 | Dolegombai Sem | - | - | 1 | 1 | |
| - | 1 | Nongni Zanguim Mefani Olivier | - | - | - | - | |
| - | 2 | Mbutngam Ahmed Awal | - | - | - | - | |
| - | 3 | Kari Adeke Georges | - | - | - | - | |
| - | 8 | Nyabeye Jean Junior | - | - | - | - | |
| - | 9 | Kofane Boyomo Joseph Herve | - | - | - | - | |
| - | 18 | Feughouo David | - | - | - | - | |
| - | 7 | Ndaki Mboulet Jean Patrice | - | 1 | - | 1 | |
| Others | | | - | - | - | - | |
| Total Team | | | 27 | 5 | 57 | 89 | 24.72 |

Match: 45 Date: 06.09.2014 Spectators: 6'951
 City: Wrocław
 Hall: Hala Stulecia
 Match duration: Start: 20:25 End: 22:39 Total: 2:14

| Teams | Sets | 1 | 2 | 3 | 4 | 5 | Total |
|--------------|------|------|------|------|------|---|-------|
| CMR | 1 | 27 | 23 | 16 | 22 | | 88 |
| POL | 3 | 25 | 25 | 25 | 25 | | 100 |
| Set duration | | 0:31 | 0:32 | 0:23 | 0:32 | | 1:58 |




POL • Poland



Spike

Succ. %
Limit: 15.00%

| Rk | No | Name | Spikes | Faults | Shots | Total Attempts | Note |
|-------------------|----|--------------------|--------|--------|-------|----------------|-------|
| 1 | 3 | Konarski Dawid | 12 | 1 | 8 | 21 | 57.14 |
| 2 | 13 | Kubiak Michal | 12 | 3 | 8 | 23 | 52.17 |
| - | 21 | Buszek Rafal | 5 | 3 | 6 | 14 | |
| - | 10 | Wlazly Mariusz | 3 | 6 | 5 | 14 | |
| - | 8 | Wrona Andrzej | 8 | 1 | 3 | 12 | |
| - | 2 | Winiarski Michal | 3 | 1 | 7 | 11 | |
| - | 18 | Mozdzonek Marcin | 5 | - | 2 | 7 | |
| - | 20 | Mika Mateusz | 1 | 1 | 3 | 5 | |
| - | 1 | Nowakowski Piotr | - | - | 1 | 1 | |
| - | 5 | Zagumny Pawel | 1 | - | - | 1 | |
| - | 11 | Drzyzga Fabian | 1 | - | - | 1 | |
| - | 16 | Ignaczak Krzysztof | - | - | - | - | |
| Others | | | - | - | - | - | |
| Total Team | | | 51 | 16 | 43 | 110 | 46.36 |



Block

Avg. by set


| Rk | No | Name | Kill Blocks | Faults | Rebounds | Total Attempts | Note |
|-------------------|----|--------------------|-------------|--------|----------|----------------|------|
| 1 | 3 | Konarski Dawid | 5 | 1 | 2 | 8 | 1.25 |
| 2 | 13 | Kubiak Michal | 3 | 2 | 2 | 7 | 0.75 |
| 2 | 8 | Wrona Andrzej | 3 | 12 | 4 | 19 | 0.75 |
| 4 | 18 | Mozdzonek Marcin | 2 | 15 | 1 | 18 | 0.50 |
| 5 | 11 | Drzyzga Fabian | 1 | 1 | - | 2 | 0.25 |
| 5 | 2 | Winiarski Michal | 1 | 6 | 2 | 9 | 0.25 |
| - | 16 | Ignaczak Krzysztof | - | - | - | - | |
| - | 10 | Wlazly Mariusz | - | 1 | 2 | 3 | |
| - | 20 | Mika Mateusz | - | 2 | 1 | 3 | |
| - | 21 | Buszek Rafal | - | 2 | 1 | 3 | |
| - | 1 | Nowakowski Piotr | - | 4 | - | 4 | |
| - | 5 | Zagumny Pawel | - | 3 | - | 3 | |
| Others | | | - | - | - | - | |
| Total Team | | | 15 | 49 | 15 | 79 | 3.75 |

Match: 45 **Date:** 06.09.2014 **Spectators:** 6'951
City: Wroclaw
Hall: Hala Stulecia
Match duration: **Start:** 20:25 **End:** 22:39 **Total:** 2:14

| Teams | Sets | 1 | 2 | 3 | 4 | 5 | Total |
|--------------|------|------|------|------|------|---|-------|
| CMR | 1 | 27 | 23 | 16 | 22 | | 88 |
| POL | 3 | 25 | 25 | 25 | 25 | | 100 |
| Set duration | | 0:31 | 0:32 | 0:23 | 0:32 | | 1:58 |



POL • Poland




Serve

Avg. by set

| Rk | No | Name | Aces | Faults | Serve Hits | Total Attempts | Note |
|-------------------|----|--------------------|------|--------|------------|----------------|------|
| 1 | 18 | Mozdzonek Marcin | 4 | - | 21 | 25 | 1.00 |
| 2 | 8 | Wrona Andrzej | 1 | - | 9 | 10 | 0.25 |
| 2 | 13 | Kubiak Michal | 1 | 2 | 10 | 13 | 0.25 |
| 2 | 10 | Wlazly Mariusz | 1 | 2 | 3 | 6 | 0.25 |
| - | 1 | Nowakowski Piotr | - | - | 2 | 2 | |
| - | 16 | Ignaczak Krzysztof | - | - | - | - | |
| - | 20 | Mika Mateusz | - | - | 4 | 4 | |
| - | 21 | Buszek Rafal | - | - | 9 | 9 | |
| - | 11 | Drzyzga Fabian | - | 1 | 9 | 10 | |
| - | 2 | Winiarski Michal | - | 1 | 4 | 5 | |
| - | 3 | Konarski Dawid | - | 2 | 7 | 9 | |
| - | 5 | Zagumny Pawel | - | 2 | 4 | 6 | |
| Others | | | - | - | - | - | |
| Total Team | | | 7 | 10 | 82 | 99 | 1.75 |

Team

| | | | |
|-------------------------------|----|---|----|
| Opponent errors & Team faults | 27 | - | 27 |
|-------------------------------|----|---|----|



Dig

Avg. by set


| Rk | No | Name | Digs | Faults | Receptions | Total Attempts | Note |
|-------------------|----|--------------------|------|--------|------------|----------------|-------|
| 1 | 16 | Ignaczak Krzysztof | 12 | 5 | 1 | 18 | 3.00 |
| 2 | 8 | Wrona Andrzej | 9 | - | - | 9 | 2.25 |
| 2 | 5 | Zagumny Pawel | 9 | 2 | - | 11 | 2.25 |
| 4 | 13 | Kubiak Michal | 8 | 2 | 1 | 11 | 2.00 |
| 5 | 18 | Mozdzonek Marcin | 7 | - | - | 7 | 1.75 |
| 6 | 2 | Winiarski Michal | 5 | 1 | 1 | 7 | 1.25 |
| 7 | 3 | Konarski Dawid | 4 | - | 1 | 5 | 1.00 |
| 7 | 11 | Drzyzga Fabian | 4 | - | - | 4 | 1.00 |
| 7 | 21 | Buszek Rafal | 4 | - | - | 4 | 1.00 |
| 10 | 20 | Mika Mateusz | 2 | - | 2 | 4 | 0.50 |
| - | 1 | Nowakowski Piotr | - | - | - | - | |
| - | 10 | Wlazly Mariusz | - | 1 | - | 1 | |
| Others | | | - | - | - | - | |
| Total Team | | | 64 | 11 | 6 | 81 | 16.00 |

Match: 45 Date: 06.09.2014 Spectators: 6'951
 City: Wrocław
 Hall: Hala Stulecia
 Match duration: Start: 20:25 End: 22:39 Total: 2:14

| Teams | Sets | 1 | 2 | 3 | 4 | 5 | Total |
|--------------|------|------|------|------|------|---|-------|
| CMR | 1 | 27 | 23 | 16 | 22 | | 88 |
| POL | 3 | 25 | 25 | 25 | 25 | | 100 |
| Set duration | | 0:31 | 0:32 | 0:23 | 0:32 | | 1:58 |




POL • Poland



Set

Avg. by set

| Rk | No | Name | Running Sets | Faults | Still Sets | Total Attempts | Note |
|-------------------|----|--------------------|--------------|--------|------------|----------------|-------|
| 1 | 11 | Drzyzga Fabian | 30 | - | 20 | 50 | 7.50 |
| 2 | 5 | Zagumny Pawel | 24 | - | 15 | 39 | 6.00 |
| - | 1 | Nowakowski Piotr | - | - | - | - | |
| - | 2 | Winiarski Michal | - | - | - | - | |
| - | 3 | Konarski Dawid | - | - | - | - | |
| - | 8 | Wrona Andrzej | - | - | - | - | |
| - | 10 | Wlazly Mariusz | - | - | - | - | |
| - | 13 | Kubiak Michal | - | - | - | - | |
| - | 16 | Ignaczak Krzysztof | - | - | - | - | |
| - | 18 | Mozdzonek Marcin | - | - | - | - | |
| - | 20 | Mika Mateusz | - | - | - | - | |
| - | 21 | Buszek Rafal | - | - | - | - | |
| Others | | | - | - | - | - | |
| Total Team | | | 54 | - | 35 | 89 | 13.50 |



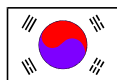
Reception

Eff. %
Limit: 25.00%


| Rk | No | Name | Excellents | Faults | Serve Receptions | Total Attempts | Note |
|-------------------|----|--------------------|------------|--------|------------------|----------------|-------|
| 1 | 13 | Kubiak Michal | 19 | 1 | 7 | 27 | 66.67 |
| 2 | 16 | Ignaczak Krzysztof | 12 | 1 | 7 | 20 | 55.00 |
| - | 20 | Mika Mateusz | 7 | - | 7 | 14 | |
| - | 21 | Buszek Rafal | 5 | - | 4 | 9 | |
| - | 2 | Winiarski Michal | 1 | - | 1 | 2 | |
| - | 8 | Wrona Andrzej | 1 | - | 1 | 2 | |
| - | 1 | Nowakowski Piotr | - | - | - | - | |
| - | 3 | Konarski Dawid | - | - | - | - | |
| - | 5 | Zagumny Pawel | - | - | - | - | |
| - | 10 | Wlazly Mariusz | - | - | - | - | |
| - | 11 | Drzyzga Fabian | - | - | - | - | |
| - | 18 | Mozdzonek Marcin | - | - | - | - | |
| Others | | | - | - | - | - | |
| Total Team | | | 45 | 2 | 27 | 74 | 58.11 |

Match: 46 **Date:** 06.09.2014 **Spectators:** 3'300
City: Katowice
Hall: Spodek
Match duration: Start: 20:25 End: 22:49 Total: 2:24

| Teams | Sets | 1 | 2 | 3 | 4 | 5 | Total |
|---------------------|----------|------|------|------|------|------|-------|
| KOR | 2 | 25 | 13 | 21 | 25 | 13 | 97 |
| BRA | 3 | 21 | 25 | 25 | 17 | 15 | 103 |
| Set duration | | 0:27 | 0:23 | 0:30 | 0:26 | 0:19 | 2:05 |




KOR • Korea



Spike

Succ. %
Limit: 15.00%

| Rk | No | Name | Spikes | Faults | Shots | Total Attempts | Note |
|-------------------|----|-----------------|--------|--------|-------|----------------|-------|
| 1 | 12 | Jeon Kwang-In | 20 | 4 | 9 | 33 | 60.61 |
| 2 | 11 | Choi Min-Ho | 9 | 3 | 7 | 19 | 47.37 |
| 3 | 13 | Park Chul-Woo | 13 | 8 | 12 | 33 | 39.39 |
| - | 4 | Shin Yung-Suk | 7 | 3 | 2 | 12 | |
| - | 9 | Kwak Seung-Suk | 5 | - | 6 | 11 | |
| - | 1 | Song Myung-Geun | 2 | 3 | 1 | 6 | |
| - | 2 | Han Sun-Soo | - | 1 | 1 | 2 | |
| - | 6 | Lee Min-Gyu | - | - | - | - | |
| - | 8 | Park Sang-Ha | - | - | - | - | |
| - | 10 | Bu Yong-Chan | - | - | - | - | |
| - | 17 | Seo Jae-Duck | - | - | - | - | |
| - | 19 | Jeong Minsu | - | - | - | - | |
| Others | | | - | - | - | - | |
| Total Team | | | 56 | 22 | 38 | 116 | 48.28 |



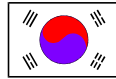
Block

Avg. by set


| Rk | No | Name | Kill Blocks | Faults | Rebounds | Total Attempts | Note |
|-------------------|----|-----------------|-------------|--------|----------|----------------|------|
| 1 | 12 | Jeon Kwang-In | 3 | 2 | 4 | 9 | 0.60 |
| 1 | 4 | Shin Yung-Suk | 3 | 16 | 4 | 23 | 0.60 |
| - | 8 | Park Sang-Ha | - | - | - | - | |
| - | 10 | Bu Yong-Chan | - | - | - | - | |
| - | 17 | Seo Jae-Duck | - | - | - | - | |
| - | 19 | Jeong Minsu | - | - | - | - | |
| - | 2 | Han Sun-Soo | - | 3 | 3 | 6 | |
| - | 13 | Park Chul-Woo | - | 4 | 4 | 8 | |
| - | 11 | Choi Min-Ho | - | 17 | 6 | 23 | |
| - | 9 | Kwak Seung-Suk | - | 7 | 2 | 9 | |
| - | 1 | Song Myung-Geun | - | 3 | - | 3 | |
| - | 6 | Lee Min-Gyu | - | 1 | - | 1 | |
| Others | | | - | - | - | - | |
| Total Team | | | 6 | 53 | 23 | 82 | 1.20 |

Match: 46 **Date:** 06.09.2014 **Spectators:** 3'300
City: Katowice
Hall: Spodek
Match duration: Start: 20:25 End: 22:49 Total: 2:24

| Teams | Sets | 1 | 2 | 3 | 4 | 5 | Total |
|---------------------|----------|------|------|------|------|------|-------|
| KOR | 2 | 25 | 13 | 21 | 25 | 13 | 97 |
| BRA | 3 | 21 | 25 | 25 | 17 | 15 | 103 |
| Set duration | | 0:27 | 0:23 | 0:30 | 0:26 | 0:19 | 2:05 |



KOR • Korea



| Rk | No | Name | Aces | Faults | Serve Hits | Total Attempts | Note |
|-------------------|----|-----------------|------|--------|------------|----------------|------|
| 1 | 2 | Han Sun-Soo | 1 | - | 9 | 10 | 0.20 |
| 1 | 13 | Park Chul-Woo | 1 | 1 | 13 | 15 | 0.20 |
| 1 | 11 | Choi Min-Ho | 1 | 3 | 13 | 17 | 0.20 |
| 1 | 12 | Jeon Kwang-In | 1 | 3 | 11 | 15 | 0.20 |
| - | 8 | Park Sang-Ha | - | - | - | - | |
| - | 10 | Bu Yong-Chan | - | - | - | - | |
| - | 17 | Seo Jae-Duck | - | - | 1 | 1 | |
| - | 19 | Jeong Minsu | - | - | - | - | |
| - | 4 | Shin Yung-Suk | - | 1 | 16 | 17 | |
| - | 9 | Kwak Seung-Suk | - | 3 | 10 | 13 | |
| - | 1 | Song Myung-Geun | - | 2 | 4 | 6 | |
| - | 6 | Lee Min-Gyu | - | 1 | 2 | 3 | |
| Others | | | - | - | - | - | |
| Total Team | | | 4 | 14 | 79 | 97 | 0.80 |



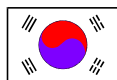
| | | | | | |
|-------------------------------|----|---|--|----|--|
| Opponent errors & Team faults | 31 | 1 | | 32 | |
|-------------------------------|----|---|--|----|--|




| Rk | No | Name | Digs | Faults | Receptions | Total Attempts | Note |
|-------------------|----|-----------------|------|--------|------------|----------------|-------|
| 1 | 10 | Bu Yong-Chan | 14 | - | - | 14 | 2.80 |
| 2 | 12 | Jeon Kwang-In | 11 | - | 3 | 14 | 2.20 |
| 3 | 1 | Song Myung-Geun | 8 | 1 | - | 9 | 1.60 |
| 3 | 2 | Han Sun-Soo | 8 | 3 | 1 | 12 | 1.60 |
| 5 | 13 | Park Chul-Woo | 6 | - | - | 6 | 1.20 |
| 5 | 9 | Kwak Seung-Suk | 6 | 2 | - | 8 | 1.20 |
| 7 | 11 | Choi Min-Ho | 5 | - | - | 5 | 1.00 |
| 8 | 19 | Jeong Minsu | 4 | - | 1 | 5 | 0.80 |
| 9 | 4 | Shin Yung-Suk | 3 | - | 1 | 4 | 0.60 |
| 9 | 6 | Lee Min-Gyu | 3 | - | - | 3 | 0.60 |
| 11 | 17 | Seo Jae-Duck | 2 | - | 1 | 3 | 0.40 |
| - | 8 | Park Sang-Ha | - | - | - | - | |
| Others | | | - | - | - | - | |
| Total Team | | | 70 | 6 | 7 | 83 | 14.00 |

Match: 46 Date: 06.09.2014 Spectators: 3'300
 City: Katowice
 Hall: Spodek
 Match duration: Start: 20:25 End: 22:49 Total: 2:24

| Teams | Sets | 1 | 2 | 3 | 4 | 5 | Total |
|--------------|------|------|------|------|------|------|-------|
| KOR | 2 | 25 | 13 | 21 | 25 | 13 | 97 |
| BRA | 3 | 21 | 25 | 25 | 17 | 15 | 103 |
| Set duration | | 0:27 | 0:23 | 0:30 | 0:26 | 0:19 | 2:05 |




KOR • Korea



Set

Avg. by set

| Rk | No | Name | Running Sets | Faults | Still Sets | Total Attempts | Note |
|-------------------|----|-----------------|--------------|--------|------------|----------------|------|
| 1 | 2 | Han Sun-Soo | 28 | - | 48 | 76 | 5.60 |
| 2 | 6 | Lee Min-Gyu | 6 | - | 4 | 10 | 1.20 |
| - | 1 | Song Myung-Geun | - | - | - | - | |
| - | 4 | Shin Yung-Suk | - | - | - | - | |
| - | 8 | Park Sang-Ha | - | - | - | - | |
| - | 9 | Kwak Seung-Suk | - | - | - | - | |
| - | 10 | Bu Yong-Chan | - | - | - | - | |
| - | 11 | Choi Min-Ho | - | - | - | - | |
| - | 12 | Jeon Kwang-In | - | - | - | - | |
| - | 13 | Park Chul-Woo | - | - | - | - | |
| - | 17 | Seo Jae-Duck | - | - | - | - | |
| - | 19 | Jeong Minsu | - | - | - | - | |
| Others | | | - | - | - | - | |
| Total Team | | | 34 | - | 52 | 86 | 6.80 |



Reception

Eff. %
Limit: 25.00%


| Rk | No | Name | Excellents | Faults | Serve Receptions | Total Attempts | Note |
|-------------------|----|-----------------|------------|--------|------------------|----------------|-------|
| 1 | 9 | Kwak Seung-Suk | 11 | 3 | 26 | 40 | 20.00 |
| - | 19 | Jeong Minsu | 3 | 1 | 10 | 14 | |
| - | 10 | Bu Yong-Chan | 5 | 1 | 5 | 11 | |
| - | 1 | Song Myung-Geun | 3 | 1 | 6 | 10 | |
| - | 2 | Han Sun-Soo | - | - | - | - | |
| - | 4 | Shin Yung-Suk | - | - | - | - | |
| - | 6 | Lee Min-Gyu | - | - | - | - | |
| - | 8 | Park Sang-Ha | - | - | - | - | |
| - | 11 | Choi Min-Ho | - | - | - | - | |
| - | 13 | Park Chul-Woo | - | - | - | - | |
| - | 17 | Seo Jae-Duck | - | - | - | - | |
| - | 12 | Jeon Kwang-In | - | 1 | 9 | 10 | |
| Others | | | - | - | - | - | |
| Total Team | | | 22 | 7 | 56 | 85 | 17.65 |

Match: 46 **Date:** 06.09.2014 **Spectators:** 3'300
City: Katowice
Hall: Spodek
Match duration: Start: 20:25 End: 22:49 Total: 2:24

| Teams | Sets | 1 | 2 | 3 | 4 | 5 | Total |
|---------------------|----------|------|------|------|------|------|-------|
| KOR | 2 | 25 | 13 | 21 | 25 | 13 | 97 |
| BRA | 3 | 21 | 25 | 25 | 17 | 15 | 103 |
| Set duration | | 0:27 | 0:23 | 0:30 | 0:26 | 0:19 | 2:05 |




BRA • Brazil



Spike

Succ. %
Limit: 15.00%

| Rk | No | Name | Spikes | Faults | Shots | Total Attempts | Note |
|-------------------|----|-----------------------------------|--------|--------|-------|----------------|-------|
| 1 | 6 | Vissotto Neves Leandro | 18 | 8 | 6 | 32 | 56.25 |
| 2 | 12 | Fonteles Luiz Felipe Marques | 9 | 3 | 12 | 24 | 37.50 |
| - | 5 | Dos Santos Jr. Sidnei | 12 | 2 | 1 | 15 | |
| - | 8 | Endres Murilo | 5 | 2 | 8 | 15 | |
| - | 3 | Carbonera Eder | 6 | 2 | 6 | 14 | |
| - | 18 | Borges Almeida Silva Mauricio | 4 | 1 | 1 | 6 | |
| - | 4 | De Souza Wallace | 1 | 1 | 1 | 3 | |
| - | 20 | Vieira De Oliveira Raphael | 1 | - | - | 1 | |
| - | 1 | Rezende Bruno Mossa | - | - | - | - | |
| - | 10 | Lucarelli Santos De Souza Ricardo | - | - | - | - | |
| - | 16 | Saatkamp Lucas | - | - | - | - | |
| - | 19 | Da Silva Pedreira Junior Mario | - | - | - | - | |
| Others | | | - | - | - | - | |
| Total Team | | | 56 | 19 | 35 | 110 | 50.91 |



Block

Avg. by set

| Rk | No | Name | Kill Blocks | Faults | Rebounds | Total Attempts | Note |
|-------------------|----|-----------------------------------|-------------|--------|----------|----------------|------|
| 1 | 5 | Dos Santos Jr. Sidnei | 4 | 12 | 4 | 20 | 0.80 |
| 1 | 3 | Carbonera Eder | 4 | 22 | 6 | 32 | 0.80 |
| 3 | 6 | Vissotto Neves Leandro | 2 | 5 | 4 | 11 | 0.40 |
| 3 | 12 | Fonteles Luiz Felipe Marques | 2 | 4 | - | 6 | 0.40 |
| 5 | 4 | De Souza Wallace | 1 | 2 | 1 | 4 | 0.20 |
| - | 1 | Rezende Bruno Mossa | - | - | - | - | |
| - | 10 | Lucarelli Santos De Souza Ricardo | - | - | - | - | |
| - | 16 | Saatkamp Lucas | - | - | - | - | |
| - | 18 | Borges Almeida Silva Mauricio | - | - | - | - | |
| - | 19 | Da Silva Pedreira Junior Mario | - | - | - | - | |
| - | 8 | Endres Murilo | - | 2 | 4 | 6 | |
| - | 20 | Vieira De Oliveira Raphael | - | 5 | 1 | 6 | |
| Others | | | - | - | - | - | |
| Total Team | | | 13 | 52 | 20 | 85 | 2.60 |


Match: 46 **Date:** 06.09.2014 **Spectators:** 3'300
City: Katowice
Hall: Spodek
Match duration: Start: 20:25 End: 22:49 Total: 2:24

| Teams | Sets | 1 | 2 | 3 | 4 | 5 | Total |
|---------------------|----------|------|------|------|------|------|-------|
| KOR | 2 | 25 | 13 | 21 | 25 | 13 | 97 |
| BRA | 3 | 21 | 25 | 25 | 17 | 15 | 103 |
| Set duration | | 0:27 | 0:23 | 0:30 | 0:26 | 0:19 | 2:05 |




BRA • Brazil

| Rk | No | Name | Aces | Faults | Serve Hits | Total Attempts | Note |
|-------------------|----|-----------------------------------|------|--------|------------|----------------|------|
| 1 | 12 | Fonteles Luiz Felipe Marques | 2 | 4 | 12 | 18 | 0.40 |
| 1 | 6 | Vissotto Neves Leandro | 2 | 5 | 11 | 18 | 0.40 |
| 3 | 3 | Carbonera Eder | 1 | 3 | 15 | 19 | 0.20 |
| - | 1 | Rezende Bruno Mossa | - | - | - | - | |
| - | 8 | Endres Murilo | - | - | 12 | 12 | |
| - | 10 | Lucarelli Santos De Souza Ricardo | - | - | - | - | |
| - | 16 | Saatkamp Lucas | - | - | - | - | |
| - | 19 | Da Silva Pedreira Junior Mario | - | - | - | - | |
| - | 20 | Vieira De Oliveira Raphael | - | 1 | 17 | 18 | |
| - | 5 | Dos Santos Jr. Sidnei | - | 2 | 11 | 13 | |
| - | 18 | Borges Almeida Silva Mauricio | - | 1 | 3 | 4 | |
| - | 4 | De Souza Wallace | - | 1 | - | 1 | |
| Others | | | - | - | - | - | |
| Total Team | | | 5 | 17 | 81 | 103 | 1.00 |



| Team | Opponent errors & Team faults | Aces | Faults | Total Attempts |
|------|-------------------------------|------|--------|----------------|
| | | 29 | - | 29 |

| Rk | No | Name | Digs | Faults | Receptions | Total Attempts | Note |
|-------------------|----|-----------------------------------|------|--------|------------|----------------|------|
| 1 | 19 | Da Silva Pedreira Junior Mario | 20 | 1 | 1 | 22 | 4.00 |
| 2 | 20 | Vieira De Oliveira Raphael | 9 | - | 4 | 13 | 1.80 |
| 3 | 8 | Endres Murilo | 7 | 1 | 3 | 11 | 1.40 |
| 4 | 12 | Fonteles Luiz Felipe Marques | 4 | - | 2 | 6 | 0.80 |
| 4 | 6 | Vissotto Neves Leandro | 4 | 1 | - | 5 | 0.80 |
| 6 | 3 | Carbonera Eder | 2 | - | - | 2 | 0.40 |
| 6 | 18 | Borges Almeida Silva Mauricio | 2 | - | 1 | 3 | 0.40 |
| 8 | 5 | Dos Santos Jr. Sidnei | 1 | 1 | - | 2 | 0.20 |
| - | 1 | Rezende Bruno Mossa | - | - | - | - | |
| - | 4 | De Souza Wallace | - | - | - | - | |
| - | 10 | Lucarelli Santos De Souza Ricardo | - | - | - | - | |
| - | 16 | Saatkamp Lucas | - | - | - | - | |
| Others | | | - | - | - | - | |
| Total Team | | | 49 | 4 | 11 | 64 | 9.80 |



Match: 46 Date: 06.09.2014 Spectators: 3'300

City: Katowice


Hall: Spodek

Match duration: Start: 20:25 End: 22:49 Total: 2:24

| Teams | Sets | 1 | 2 | 3 | 4 | 5 | Total |
|--------------|------|------|------|------|------|------|-------|
| KOR | 2 | 25 | 13 | 21 | 25 | 13 | 97 |
| BRA | 3 | 21 | 25 | 25 | 17 | 15 | 103 |
| Set duration | | 0:27 | 0:23 | 0:30 | 0:26 | 0:19 | 2:05 |




BRA • Brazil



Set

Avg. by set

| Rk | No | Name | Running Sets | Faults | Still Sets | Total Attempts | Note |
|-------------------|----|-----------------------------------|--------------|--------|------------|----------------|-------|
| 1 | 20 | Vieira De Oliveira Raphael | 50 | - | 44 | 94 | 10.00 |
| - | 1 | Rezende Bruno Mossa | - | - | - | - | |
| - | 3 | Carbonera Eder | - | - | - | - | |
| - | 4 | De Souza Wallace | - | - | - | - | |
| - | 5 | Dos Santos Jr. Sidnei | - | - | - | - | |
| - | 6 | Vissotto Neves Leandro | - | - | - | - | |
| - | 8 | Endres Murilo | - | - | - | - | |
| - | 10 | Lucarelli Santos De Souza Ricardo | - | - | - | - | |
| - | 12 | Fonteles Luiz Felipe Marques | - | - | - | - | |
| - | 16 | Saatkamp Lucas | - | - | - | - | |
| - | 18 | Borges Almeida Silva Mauricio | - | - | - | - | |
| - | 19 | Da Silva Pedreira Junior Mario | - | - | - | - | |
| Others | | | - | - | - | - | |
| Total Team | | | 50 | - | 44 | 94 | 10.00 |



Reception

Eff. %
Limit: 25.00%

| Rk | No | Name | Excellents | Faults | Serve Receptions | Total Attempts | Note |
|-------------------|----|-----------------------------------|------------|--------|------------------|----------------|-------|
| 1 | 8 | Endres Murilo | 22 | 1 | 12 | 35 | 60.00 |
| - | 19 | Da Silva Pedreira Junior Mario | 9 | - | 11 | 20 | |
| - | 18 | Borges Almeida Silva Mauricio | 6 | 2 | 7 | 15 | |
| - | 12 | Fonteles Luiz Felipe Marques | 5 | 2 | 5 | 12 | |
| - | 5 | Dos Santos Jr. Sidnei | 1 | - | - | 1 | |
| - | 1 | Rezende Bruno Mossa | - | - | - | - | |
| - | 3 | Carbonera Eder | - | - | - | - | |
| - | 4 | De Souza Wallace | - | - | - | - | |
| - | 6 | Vissotto Neves Leandro | - | - | - | - | |
| - | 10 | Lucarelli Santos De Souza Ricardo | - | - | - | - | |
| - | 16 | Saatkamp Lucas | - | - | - | - | |
| - | 20 | Vieira De Oliveira Raphael | - | - | - | - | |
| Others | | | - | - | - | - | |
| Total Team | | | 43 | 5 | 35 | 83 | 45.78 |

Match: 47 Date: 06.09.2014 Spectators: 8'400
 City: Gdansk
 Hall: Ergo Arena
 Match duration: Start: 20:25 End: 21:56 Total: 1:31

| Teams | Sets | 1 | 2 | 3 | 4 | 5 | Total |
|--------------|------|------|------|------|---|---|-------|
| CHN | 0 | 22 | 11 | 21 | | | 54 |
| RUS | 3 | 25 | 25 | 25 | | | 75 |
| Set duration | | 0:27 | 0:23 | 0:28 | | | 1:18 |



CHN • China



Spike

Succ. %
Limit: 15.00%

| Rk | No | Name | Spikes | Faults | Shots | Total Attempts | Note |
|-------------------|----|----------------|--------|--------|-------|----------------|-------|
| 1 | 3 | Yuan Zhi | 4 | 3 | 4 | 11 | 36.36 |
| 2 | 13 | Kou Zhichao | 5 | 4 | 5 | 14 | 35.71 |
| 3 | 18 | Ji Daoshuai | 2 | 3 | 5 | 10 | 20.00 |
| - | 7 | Zhong Weijun | 5 | 1 | 3 | 9 | |
| - | 19 | Fang Yingchao | 3 | 1 | 3 | 7 | |
| - | 6 | Liang Chunlong | 2 | 2 | 2 | 6 | |
| - | 11 | Geng Xin | 3 | - | - | 3 | |
| - | 14 | Xu Jingtao | 2 | - | - | 2 | |
| - | 15 | Li Runming | - | - | 2 | 2 | |
| - | 9 | Jiao Shuai | 1 | - | - | 1 | |
| - | 12 | Kong Fanwei | - | - | - | - | |
| - | 16 | Ren Qi | - | - | - | - | |
| Others | | | - | - | - | - | |
| Total Team | | | 27 | 14 | 24 | 65 | 41.54 |



Block

Avg. by set

| Rk | No | Name | Kill Blocks | Faults | Rebounds | Total Attempts | Note |
|-------------------|----|----------------|-------------|--------|----------|----------------|------|
| 1 | 6 | Liang Chunlong | 2 | 3 | 4 | 9 | 0.67 |
| 2 | 11 | Geng Xin | 1 | 3 | 1 | 5 | 0.33 |
| 2 | 19 | Fang Yingchao | 1 | 2 | - | 3 | 0.33 |
| - | 7 | Zhong Weijun | - | - | 1 | 1 | |
| - | 9 | Jiao Shuai | - | - | 1 | 1 | |
| - | 12 | Kong Fanwei | - | - | - | - | |
| - | 14 | Xu Jingtao | - | - | 2 | 2 | |
| - | 15 | Li Runming | - | - | 1 | 1 | |
| - | 16 | Ren Qi | - | - | - | - | |
| - | 18 | Ji Daoshuai | - | - | 1 | 1 | |
| - | 3 | Yuan Zhi | - | 1 | 1 | 2 | |
| - | 13 | Kou Zhichao | - | 1 | 1 | 2 | |
| Others | | | - | - | - | - | |
| Total Team | | | 4 | 10 | 13 | 27 | 1.33 |

Match: 47 Date: 06.09.2014 Spectators: 8'400
 City: Gdansk
 Hall: Ergo Arena
 Match duration: Start: 20:25 End: 21:56 Total: 1:31

| Teams | Sets | 1 | 2 | 3 | 4 | 5 | Total |
|--------------|------|------|------|------|---|---|-------|
| CHN | 0 | 22 | 11 | 21 | | | 54 |
| RUS | 3 | 25 | 25 | 25 | | | 75 |
| Set duration | | 0:27 | 0:23 | 0:28 | | | 1:18 |



CHN • China

| Rk | No | Name | Aces | Faults | Serve Hits | Total Attempts | Note |
|-------------------|----|----------------|------|--------|------------|----------------|------|
| 1 | 13 | Kou Zhichao | 1 | 1 | 6 | 8 | 0.33 |
| 1 | 3 | Yuan Zhi | 1 | 1 | 5 | 7 | 0.33 |
| 1 | 11 | Geng Xin | 1 | 1 | 5 | 7 | 0.33 |
| 1 | 18 | Ji Daoshuai | 1 | 1 | 3 | 5 | 0.33 |
| - | 12 | Kong Fanwei | - | - | - | - | |
| - | 14 | Xu Jingtao | - | - | 4 | 4 | |
| - | 16 | Ren Qi | - | - | - | - | |
| - | 6 | Liang Chunlong | - | 1 | 6 | 7 | |
| - | 7 | Zhong Weijun | - | 1 | 4 | 5 | |
| - | 9 | Jiao Shuai | - | 1 | 4 | 5 | |
| - | 19 | Fang Yingchao | - | 1 | 4 | 5 | |
| - | 15 | Li Runming | - | 1 | 1 | 2 | |
| Others | | | - | - | - | - | |
| Total Team | | | 4 | 9 | 42 | 55 | 1.33 |



Serve

Avg. by set

| Team | Opponent errors & Team faults | Aces | Faults | Total Attempts |
|------|-------------------------------|------|--------|----------------|
| | | 19 | 1 | 20 |

| Rk | No | Name | Digs | Faults | Receptions | Total Attempts | Note |
|-------------------|----|----------------|------|--------|------------|----------------|------|
| 1 | 16 | Ren Qi | 4 | 1 | 6 | 11 | 1.33 |
| 1 | 19 | Fang Yingchao | 4 | 1 | 1 | 6 | 1.33 |
| 3 | 3 | Yuan Zhi | 3 | - | 2 | 5 | 1.00 |
| 3 | 7 | Zhong Weijun | 3 | - | 3 | 6 | 1.00 |
| 3 | 18 | Ji Daoshuai | 3 | 1 | - | 4 | 1.00 |
| 6 | 6 | Liang Chunlong | 1 | - | - | 1 | 0.33 |
| 6 | 13 | Kou Zhichao | 1 | 1 | 1 | 3 | 0.33 |
| - | 9 | Jiao Shuai | - | - | 3 | 3 | |
| - | 11 | Geng Xin | - | - | 1 | 1 | |
| - | 12 | Kong Fanwei | - | - | 1 | 1 | |
| - | 14 | Xu Jingtao | - | - | 1 | 1 | |
| - | 15 | Li Runming | - | - | 1 | 1 | |
| Others | | | - | 26 | - | 26 | |
| Total Team | | | 19 | 30 | 20 | 69 | 6.33 |




Dig

Avg. by set



Match: 47 **Date:** 06.09.2014 **Spectators:** 8'400
City: Gdansk
Hall: Ergo Arena
Match duration: Start: 20:25 End: 21:56 Total: 1:31

| Teams | Sets | 1 | 2 | 3 | 4 | 5 | Total |
|--------------|------|------|------|------|---|---|-------|
| CHN | 0 | 22 | 11 | 21 | | | 54 |
| RUS | 3 | 25 | 25 | 25 | | | 75 |
| Set duration | | 0:27 | 0:23 | 0:28 | | | 1:18 |



CHN • China



Set

Avg. by set

| Rk | No | Name | Running Sets | Faults | Still Sets | Total Attempts | Note |
|-------------------|----|----------------|--------------|--------|------------|----------------|------|
| 1 | 9 | Jiao Shuai | 8 | - | 24 | 32 | 2.67 |
| 2 | 15 | Li Runming | 7 | 1 | 14 | 22 | 2.33 |
| - | 3 | Yuan Zhi | - | - | - | - | |
| - | 6 | Liang Chunlong | - | - | - | - | |
| - | 7 | Zhong Weijun | - | - | - | - | |
| - | 11 | Geng Xin | - | - | - | - | |
| - | 12 | Kong Fanwei | - | - | - | - | |
| - | 13 | Kou Zhichao | - | - | - | - | |
| - | 14 | Xu Jingtao | - | - | - | - | |
| - | 16 | Ren Qi | - | - | 1 | 1 | |
| - | 18 | Ji Daoshuai | - | - | - | - | |
| - | 19 | Fang Yingchao | - | - | - | - | |
| Others | | | - | - | - | - | |
| Total Team | | | 15 | 1 | 39 | 55 | 5.00 |



Reception

Eff. %
Limit: 25.00%

| Rk | No | Name | Excellents | Faults | Serve Receptions | Total Attempts | Note |
|-------------------|----|----------------|------------|--------|------------------|----------------|-------|
| 1 | 19 | Fang Yingchao | 11 | 5 | 9 | 25 | 24.00 |
| - | 16 | Ren Qi | 4 | 2 | 7 | 13 | |
| - | 18 | Ji Daoshuai | 5 | 2 | 5 | 12 | |
| - | 7 | Zhong Weijun | 2 | 1 | 4 | 7 | |
| - | 6 | Liang Chunlong | 2 | - | - | 2 | |
| - | 3 | Yuan Zhi | - | - | 1 | 1 | |
| - | 9 | Jiao Shuai | - | - | - | - | |
| - | 11 | Geng Xin | - | - | - | - | |
| - | 12 | Kong Fanwei | - | - | - | - | |
| - | 13 | Kou Zhichao | - | - | - | - | |
| - | 14 | Xu Jingtao | - | - | - | - | |
| - | 15 | Li Runming | - | - | - | - | |
| Others | | | - | - | - | - | |
| Total Team | | | 24 | 10 | 26 | 60 | 23.33 |

Match: 47 **Date:** 06.09.2014 **Spectators:** 8'400
City: Gdansk
Hall: Ergo Arena
Match duration: Start: 20:25 End: 21:56 Total: 1:31

| Teams | Sets | 1 | 2 | 3 | 4 | 5 | Total |
|--------------|------|------|------|------|---|---|-------|
| CHN | 0 | 22 | 11 | 21 | | | 54 |
| RUS | 3 | 25 | 25 | 25 | | | 75 |
| Set duration | | 0:27 | 0:23 | 0:28 | | | 1:18 |



RUS • Russia



Spike

Succ. %
Limit: 15.00%

| Rk | No | Name | Spikes | Faults | Shots | Total Attempts | Note |
|-------------------|----|-------------------|--------|--------|-------|----------------|-------|
| 1 | 7 | Pavlov Nikolay | 12 | 1 | 6 | 19 | 63.16 |
| 2 | 9 | Spiridonov Alexey | 8 | 3 | 6 | 17 | 47.06 |
| 3 | 15 | Ilinykh Dmitriy | 10 | 3 | 9 | 22 | 45.45 |
| - | 13 | Muserskiy Dmitriy | 8 | 1 | 1 | 10 | |
| - | 3 | Apalikov Nikolay | 1 | 1 | 5 | 7 | |
| - | 5 | Grankin Sergey | 1 | - | - | 1 | |
| - | 2 | Makarov Sergey | - | - | - | - | |
| - | 8 | Biriukov Denis | - | - | - | - | |
| - | 10 | Savin Sergey | - | - | - | - | |
| - | 14 | Volvich Artem | - | - | - | - | |
| - | 18 | Moroz Pavel | - | - | - | - | |
| - | 20 | Ermakov Artem | - | - | - | - | |
| Others | | | - | - | - | - | |
| Total Team | | | 40 | 9 | 27 | 76 | 52.63 |



Block

Avg. by set

| Rk | No | Name | Kill Blocks | Faults | Rebounds | Total Attempts | Note |
|-------------------|----|-------------------|-------------|--------|----------|----------------|------|
| 1 | 15 | Ilinykh Dmitriy | 3 | 1 | 1 | 5 | 1.00 |
| 1 | 3 | Apalikov Nikolay | 3 | 4 | 3 | 10 | 1.00 |
| 3 | 13 | Muserskiy Dmitriy | 2 | - | 1 | 3 | 0.67 |
| 4 | 7 | Pavlov Nikolay | 1 | 1 | 2 | 4 | 0.33 |
| - | 2 | Makarov Sergey | - | - | - | - | |
| - | 8 | Biriukov Denis | - | - | - | - | |
| - | 10 | Savin Sergey | - | - | - | - | |
| - | 14 | Volvich Artem | - | - | - | - | |
| - | 18 | Moroz Pavel | - | - | 1 | 1 | |
| - | 20 | Ermakov Artem | - | - | - | - | |
| - | 9 | Spiridonov Alexey | - | 1 | 1 | 2 | |
| - | 5 | Grankin Sergey | - | 3 | 2 | 5 | |
| Others | | | - | - | - | - | |
| Total Team | | | 9 | 10 | 11 | 30 | 3.00 |

Match: 47 **Date:** 06.09.2014 **Spectators:** 8'400
City: Gdansk
Hall: Ergo Arena
Match duration: Start: 20:25 End: 21:56 Total: 1:31

| Teams | Sets | 1 | 2 | 3 | 4 | 5 | Total |
|--------------|------|------|------|------|---|---|-------|
| CHN | 0 | 22 | 11 | 21 | | | 54 |
| RUS | 3 | 25 | 25 | 25 | | | 75 |
| Set duration | | 0:27 | 0:23 | 0:28 | | | 1:18 |



RUS • Russia

| Rk | No | Name | Aces | Faults | Serve Hits | Total Attempts | Note |
|-------------------|----|-------------------|------|--------|------------|----------------|------|
| 1 | 13 | Muserskiy Dmitriy | 5 | 3 | 7 | 15 | 1.67 |
| 2 | 15 | Ilinykh Dmitriy | 2 | 3 | 11 | 16 | 0.67 |
| 2 | 3 | Apalikov Nikolay | 2 | 4 | 9 | 15 | 0.67 |
| - | 2 | Makarov Sergey | - | - | - | - | |
| - | 5 | Grankin Sergey | - | - | 7 | 7 | |
| - | 8 | Biriukov Denis | - | - | - | - | |
| - | 10 | Savin Sergey | - | - | - | - | |
| - | 14 | Volvich Artem | - | - | - | - | |
| - | 18 | Moroz Pavel | - | - | - | - | |
| - | 20 | Ermakov Artem | - | - | - | - | |
| - | 9 | Spiridonov Alexey | - | 1 | 6 | 7 | |
| - | 7 | Pavlov Nikolay | - | 2 | 11 | 13 | |
| Others | | | - | - | - | - | |
| Total Team | | | 9 | 13 | 51 | 73 | 3.00 |



Serve

Avg. by set

| Team | Opponent errors & Team faults | Aces | Faults | Total Attempts |
|------|-------------------------------|------|--------|----------------|
| | | 17 | - | 17 |

| Rk | No | Name | Digs | Faults | Receptions | Total Attempts | Note |
|-------------------|----|-------------------|------|--------|------------|----------------|-------|
| 1 | 9 | Spiridonov Alexey | 8 | 2 | 1 | 11 | 2.67 |
| 2 | 5 | Grankin Sergey | 6 | 2 | 3 | 11 | 2.00 |
| 2 | 20 | Ermakov Artem | 6 | 2 | 1 | 9 | 2.00 |
| 4 | 7 | Pavlov Nikolay | 5 | - | 2 | 7 | 1.67 |
| 5 | 15 | Ilinykh Dmitriy | 3 | - | - | 3 | 1.00 |
| 6 | 3 | Apalikov Nikolay | 2 | - | 1 | 3 | 0.67 |
| 7 | 13 | Muserskiy Dmitriy | 1 | - | 2 | 3 | 0.33 |
| - | 2 | Makarov Sergey | - | - | - | - | |
| - | 8 | Biriukov Denis | - | - | - | - | |
| - | 10 | Savin Sergey | - | - | - | - | |
| - | 14 | Volvich Artem | - | - | - | - | |
| - | 18 | Moroz Pavel | - | - | - | - | |
| Others | | | - | 11 | - | 11 | |
| Total Team | | | 31 | 17 | 10 | 58 | 10.33 |



Dig


Avg. by set

Match: 47 Date: 06.09.2014 Spectators: 8'400
 City: Gdansk
 Hall: Ergo Arena
 Match duration: Start: 20:25 End: 21:56 Total: 1:31

| Teams | Sets | 1 | 2 | 3 | 4 | 5 | Total |
|--------------|------|------|------|------|---|---|-------|
| CHN | 0 | 22 | 11 | 21 | | | 54 |
| RUS | 3 | 25 | 25 | 25 | | | 75 |
| Set duration | | 0:27 | 0:23 | 0:28 | | | 1:18 |




RUS • Russia



Set

Avg. by set

| Rk | No | Name | Running Sets | Faults | Still Sets | Total Attempts | Note |
|-------------------|----|-------------------|--------------|--------|------------|----------------|------|
| 1 | 5 | Grankin Sergey | 20 | - | 35 | 55 | 6.67 |
| - | 2 | Makarov Sergey | - | - | - | - | |
| - | 3 | Apalikov Nikolay | - | - | 1 | 1 | |
| - | 7 | Pavlov Nikolay | - | - | 4 | 4 | |
| - | 8 | Biriukov Denis | - | - | - | - | |
| - | 9 | Spiridonov Alexey | - | - | 2 | 2 | |
| - | 10 | Savin Sergey | - | - | - | - | |
| - | 13 | Muserskiy Dmitriy | - | - | - | - | |
| - | 14 | Volvich Artem | - | - | - | - | |
| - | 15 | Ilinykh Dmitriy | - | - | 4 | 4 | |
| - | 18 | Moroz Pavel | - | - | - | - | |
| - | 20 | Ermakov Artem | - | 1 | 4 | 5 | |
| Others | | | - | - | - | - | |
| Total Team | | | 20 | 1 | 50 | 71 | 6.67 |



Reception

Eff. %
Limit: 25.00%

| Rk | No | Name | Excellents | Faults | Serve Receptions | Total Attempts | Note |
|-------------------|----|-------------------|------------|--------|------------------|----------------|-------|
| 1 | 9 | Spiridonov Alexey | 5 | - | 12 | 17 | 29.41 |
| 2 | 15 | Ilinykh Dmitriy | 4 | 4 | 12 | 20 | 0.00 |
| - | 20 | Ermakov Artem | 3 | - | 4 | 7 | |
| - | 5 | Grankin Sergey | - | - | 1 | 1 | |
| - | 13 | Muserskiy Dmitriy | 1 | - | - | 1 | |
| - | 2 | Makarov Sergey | - | - | - | - | |
| - | 3 | Apalikov Nikolay | - | - | - | - | |
| - | 7 | Pavlov Nikolay | - | - | - | - | |
| - | 8 | Biriukov Denis | - | - | - | - | |
| - | 10 | Savin Sergey | - | - | - | - | |
| - | 14 | Volvich Artem | - | - | - | - | |
| - | 18 | Moroz Pavel | - | - | - | - | |
| Others | | | - | - | - | - | |
| Total Team | | | 13 | 4 | 29 | 46 | 19.57 |

Match: 48 Date: 06.09.2014 Spectators: 7'150

City: Kraków


Hall: Krakow Arena

Match duration: Start: 20:25 End: 22:36 Total: 2:11

| Teams | Sets | 1 | 2 | 3 | 4 | 5 | Total |
|--------------|------|------|------|------|------|---|-------|
| PUR | 3 | 19 | 25 | 25 | 25 | | 94 |
| ITA | 1 | 25 | 19 | 23 | 22 | | 89 |
| Set duration | | 0:28 | 0:28 | 0:30 | 0:29 | | 1:55 |




PUR • Puerto Rico



Spike

Succ. %
Limit: 15.00%

| Rk | No | Name | Spikes | Faults | Shots | Total Attempts | Note |
|-------------------|----|-------------------|--------|--------|-------|----------------|-------|
| 1 | 16 | Rivera Jackson | 20 | 4 | 15 | 39 | 51.28 |
| 2 | 11 | Torres Maurice | 23 | 11 | 11 | 45 | 51.11 |
| - | 14 | Roman Mannix | 4 | 1 | 6 | 11 | |
| - | 1 | Rivera Jose | 3 | 5 | 3 | 11 | |
| - | 5 | Muñiz Roberto | 4 | 2 | 3 | 9 | |
| - | 2 | Goas Edgardo | 1 | - | 3 | 4 | |
| - | 4 | Del Valle Dennis | - | - | - | - | |
| - | 10 | Cruz Ezequiel | - | - | - | - | |
| - | 12 | Soto Hector | - | - | - | - | |
| - | 17 | Sierra Pedrito | - | - | - | - | |
| - | 19 | Ortiz Jean Carlos | - | - | - | - | |
| - | 20 | Morales Fernando | - | - | - | - | |
| Others | | | - | - | - | - | |
| Total Team | | | 55 | 23 | 41 | 119 | 46.22 |



Block

Avg. by set

| Rk | No | Name | Kill Blocks | Faults | Rebounds | Total Attempts | Note |
|-------------------|----|-------------------|-------------|--------|----------|----------------|------|
| 1 | 14 | Roman Mannix | 5 | 8 | 8 | 21 | 1.25 |
| 2 | 11 | Torres Maurice | 2 | 2 | 4 | 8 | 0.50 |
| 2 | 5 | Muñiz Roberto | 2 | 7 | 7 | 16 | 0.50 |
| 4 | 1 | Rivera Jose | 1 | 5 | 6 | 12 | 0.25 |
| - | 4 | Del Valle Dennis | - | - | - | - | |
| - | 10 | Cruz Ezequiel | - | - | - | - | |
| - | 12 | Soto Hector | - | - | - | - | |
| - | 17 | Sierra Pedrito | - | - | - | - | |
| - | 19 | Ortiz Jean Carlos | - | - | - | - | |
| - | 20 | Morales Fernando | - | - | - | - | |
| - | 16 | Rivera Jackson | - | 2 | 2 | 4 | |
| - | 2 | Goas Edgardo | - | 4 | 3 | 7 | |
| Others | | | - | - | - | - | |
| Total Team | | | 10 | 28 | 30 | 68 | 2.50 |


Match: 48 **Date:** 06.09.2014 **Spectators:** 7'150
City: Kraków
Hall: Krakow Arena
Match duration: Start: 20:25 End: 22:36 Total: 2:11

| Teams | Sets | 1 | 2 | 3 | 4 | 5 | Total |
|--------------|------|------|------|------|------|---|-------|
| PUR | 3 | 19 | 25 | 25 | 25 | | 94 |
| ITA | 1 | 25 | 19 | 23 | 22 | | 89 |
| Set duration | | 0:28 | 0:28 | 0:30 | 0:29 | | 1:55 |



PUR • Puerto Rico

| Rk | No | Name | Aces | Faults | Serve Hits | Total Attempts | Note |
|-------------------|----|-------------------|------|--------|------------|----------------|------|
| 1 | 11 | Torres Maurice | 2 | 3 | 10 | 15 | 0.50 |
| 2 | 1 | Rivera Jose | 1 | 3 | 17 | 21 | 0.25 |
| - | 2 | Goas Edgardo | - | - | 12 | 12 | |
| - | 4 | Del Valle Dennis | - | - | - | - | |
| - | 10 | Cruz Ezequiel | - | - | - | - | |
| - | 12 | Soto Hector | - | - | - | - | |
| - | 17 | Sierra Pedrito | - | - | - | - | |
| - | 19 | Ortiz Jean Carlos | - | - | 1 | 1 | |
| - | 20 | Morales Fernando | - | - | - | - | |
| - | 16 | Rivera Jackson | - | 1 | 16 | 17 | |
| - | 14 | Roman Mannix | - | 5 | 9 | 14 | |
| - | 5 | Muñiz Roberto | - | 5 | 8 | 13 | |
| Others | | | - | - | - | - | |
| Total Team | | | 3 | 17 | 73 | 93 | 0.75 |




Serve

Avg. by set

| Team | Opponent errors & Team faults | Aces | Faults | Total Attempts |
|------|-------------------------------|------|--------|----------------|
| | Opponent errors & Team faults | 26 | - | 26 |

| Rk | No | Name | Digs | Faults | Receptions | Total Attempts | Note |
|-------------------|----|-------------------|------|--------|------------|----------------|-------|
| 1 | 4 | Del Valle Dennis | 25 | 4 | 2 | 31 | 6.25 |
| 2 | 16 | Rivera Jackson | 13 | 4 | 1 | 18 | 3.25 |
| 3 | 2 | Goas Edgardo | 12 | 3 | 4 | 19 | 3.00 |
| 4 | 1 | Rivera Jose | 10 | 1 | 2 | 13 | 2.50 |
| 5 | 11 | Torres Maurice | 7 | 3 | 2 | 12 | 1.75 |
| 6 | 14 | Roman Mannix | 6 | 1 | 1 | 8 | 1.50 |
| 7 | 5 | Muñiz Roberto | 2 | 2 | 1 | 5 | 0.50 |
| - | 10 | Cruz Ezequiel | - | - | - | - | |
| - | 12 | Soto Hector | - | - | - | - | |
| - | 17 | Sierra Pedrito | - | - | - | - | |
| - | 19 | Ortiz Jean Carlos | - | - | - | - | |
| - | 20 | Morales Fernando | - | - | - | - | |
| Others | | | - | - | - | - | |
| Total Team | | | 75 | 18 | 13 | 106 | 18.75 |



Dig

Avg. by set




Match: 48 **Date:** 06.09.2014 **Spectators:** 7'150
City: Kraków
Hall: Krakow Arena
Match duration: Start: 20:25 End: 22:36 Total: 2:11

| Teams | Sets | 1 | 2 | 3 | 4 | 5 | Total |
|--------------|------|------|------|------|------|---|-------|
| PUR | 3 | 19 | 25 | 25 | 25 | | 94 |
| ITA | 1 | 25 | 19 | 23 | 22 | | 89 |
| Set duration | | 0:28 | 0:28 | 0:30 | 0:29 | | 1:55 |




PUR • Puerto Rico



Set

Avg. by set

| Rk | No | Name | Running Sets | Faults | Still Sets | Total Attempts | Note |
|-------------------|----|-------------------|--------------|--------|------------|----------------|------|
| 1 | 2 | Goas Edgardo | 30 | - | 62 | 92 | 7.50 |
| - | 1 | Rivera Jose | - | - | - | - | |
| - | 4 | Del Valle Dennis | - | - | - | - | |
| - | 5 | Muñiz Roberto | - | - | - | - | |
| - | 10 | Cruz Ezequiel | - | - | - | - | |
| - | 11 | Torres Maurice | - | - | - | - | |
| - | 12 | Soto Hector | - | - | - | - | |
| - | 14 | Roman Mannix | - | - | - | - | |
| - | 16 | Rivera Jackson | - | - | - | - | |
| - | 17 | Sierra Pedrito | - | - | - | - | |
| - | 19 | Ortiz Jean Carlos | - | - | - | - | |
| - | 20 | Morales Fernando | - | - | - | - | |
| Others | | | - | - | - | - | |
| Total Team | | | 30 | - | 62 | 92 | 7.50 |



Reception

Eff. %
Limit: 25.00%

| Rk | No | Name | Excellents | Faults | Serve Receptions | Total Attempts | Note |
|-------------------|----|-------------------|------------|--------|------------------|----------------|-------|
| 1 | 16 | Rivera Jackson | 18 | 1 | 11 | 30 | 56.67 |
| 2 | 1 | Rivera Jose | 16 | 2 | 14 | 32 | 43.75 |
| - | 4 | Del Valle Dennis | 6 | - | 6 | 12 | |
| - | 2 | Goas Edgardo | - | - | - | - | |
| - | 5 | Muñiz Roberto | - | - | - | - | |
| - | 10 | Cruz Ezequiel | - | - | - | - | |
| - | 11 | Torres Maurice | - | - | - | - | |
| - | 12 | Soto Hector | - | - | - | - | |
| - | 14 | Roman Mannix | - | - | - | - | |
| - | 17 | Sierra Pedrito | - | - | - | - | |
| - | 19 | Ortiz Jean Carlos | - | - | - | - | |
| - | 20 | Morales Fernando | - | - | - | - | |
| Others | | | - | - | - | - | |
| Total Team | | | 40 | 3 | 31 | 74 | 50.00 |

Match: 48 Date: 06.09.2014 Spectators: 7'150

City: Kraków


Hall: Krakow Arena

Match duration: Start: 20:25 End: 22:36 Total: 2:11

| Teams | Sets | 1 | 2 | 3 | 4 | 5 | Total |
|--------------|------|------|------|------|------|---|-------|
| PUR | 3 | 19 | 25 | 25 | 25 | | 94 |
| ITA | 1 | 25 | 19 | 23 | 22 | | 89 |
| Set duration | | 0:28 | 0:28 | 0:30 | 0:29 | | 1:55 |




ITA • Italy



Spike

Succ. %
Limit: 15.00%

| Rk | No | Name | Spikes | Faults | Shots | Total Attempts | Note |
|-------------------|----|--------------------|--------|--------|-------|----------------|-------|
| 1 | 9 | Zaytsev Ivan | 12 | 3 | 15 | 30 | 40.00 |
| 2 | 10 | Lanza Filippo | 4 | 4 | 10 | 18 | 22.22 |
| - | 3 | Parodi Simone | 7 | 2 | 8 | 17 | |
| - | 19 | Anzani Simone | 5 | - | 7 | 12 | |
| - | 2 | Kovar Jiri | 2 | 4 | 6 | 12 | |
| - | 4 | Vettori Luca | 4 | 1 | 4 | 9 | |
| - | 15 | Birarelli Emanuele | 5 | 3 | - | 8 | |
| - | 14 | Piano Matteo | 2 | 1 | 4 | 7 | |
| - | 16 | Baranowicz Michele | 1 | - | 2 | 3 | |
| - | 13 | Travica Dragan | - | 1 | - | 1 | |
| - | 7 | Rossini Salvatore | - | - | - | - | |
| - | 18 | Sabbi Giulio | - | - | - | - | |
| Others | | | - | - | - | - | |
| Total Team | | | 42 | 19 | 56 | 117 | 35.90 |



Block

Avg. by set

| Rk | No | Name | Kill Blocks | Faults | Rebounds | Total Attempts | Note |
|-------------------|----|--------------------|-------------|--------|----------|----------------|------|
| 1 | 9 | Zaytsev Ivan | 3 | 3 | 3 | 9 | 0.75 |
| 2 | 3 | Parodi Simone | 2 | 2 | - | 4 | 0.50 |
| 2 | 10 | Lanza Filippo | 2 | 5 | 1 | 8 | 0.50 |
| 4 | 2 | Kovar Jiri | 1 | 2 | 1 | 4 | 0.25 |
| 4 | 14 | Piano Matteo | 1 | 4 | 3 | 8 | 0.25 |
| 4 | 15 | Birarelli Emanuele | 1 | 4 | 3 | 8 | 0.25 |
| 4 | 19 | Anzani Simone | 1 | 13 | 5 | 19 | 0.25 |
| - | 7 | Rossini Salvatore | - | - | - | - | |
| - | 13 | Travica Dragan | - | - | - | - | |
| - | 18 | Sabbi Giulio | - | - | - | - | |
| - | 16 | Baranowicz Michele | - | 3 | 4 | 7 | |
| - | 4 | Vettori Luca | - | 3 | - | 3 | |
| Others | | | - | - | - | - | |
| Total Team | | | 11 | 39 | 20 | 70 | 2.75 |


Match: 48 Date: 06.09.2014 Spectators: 7'150
 City: Kraków
 Hall: Krakow Arena
 Match duration: Start: 20:25 End: 22:36 Total: 2:11

| Teams | Sets | 1 | 2 | 3 | 4 | 5 | Total |
|--------------|------|------|------|------|------|---|-------|
| PUR | 3 | 19 | 25 | 25 | 25 | | 94 |
| ITA | 1 | 25 | 19 | 23 | 22 | | 89 |
| Set duration | | 0:28 | 0:28 | 0:30 | 0:29 | | 1:55 |



ITA • Italy

| Rk | No | Name | Aces | Faults | Serve Hits | Total Attempts | Note |
|-------------------|----|--------------------|------|--------|------------|----------------|------|
| 1 | 16 | Baranowicz Michele | 1 | 2 | 14 | 17 | 0.25 |
| 1 | 3 | Parodi Simone | 1 | 2 | 8 | 11 | 0.25 |
| 1 | 10 | Lanza Filippo | 1 | 3 | 7 | 11 | 0.25 |
| - | 7 | Rossini Salvatore | - | - | - | - | |
| - | 15 | Birarelli Emanuele | - | - | 5 | 5 | |
| - | 18 | Sabbi Giulio | - | - | - | - | |
| - | 19 | Anzani Simone | - | 1 | 15 | 16 | |
| - | 9 | Zaytsev Ivan | - | 1 | 6 | 7 | |
| - | 14 | Piano Matteo | - | 1 | 6 | 7 | |
| - | 4 | Vettori Luca | - | 2 | 4 | 6 | |
| - | 2 | Kovar Jiri | - | 3 | 5 | 8 | |
| - | 13 | Travica Dragan | - | 1 | 1 | 2 | |
| Others | | | - | - | - | - | |
| Total Team | | | 3 | 16 | 71 | 90 | 0.75 |




Serve

Avg. by set

| Team | Opponent errors & Team faults | Aces | Faults | Total Attempts |
|------|-------------------------------|------|--------|----------------|
| | | 33 | 1 | 34 |

| Rk | No | Name | Digs | Faults | Receptions | Total Attempts | Note |
|-------------------|----|--------------------|------|--------|------------|----------------|-------|
| 1 | 7 | Rossini Salvatore | 18 | 6 | 5 | 29 | 4.50 |
| 2 | 10 | Lanza Filippo | 12 | 2 | 2 | 16 | 3.00 |
| 3 | 9 | Zaytsev Ivan | 11 | 3 | 1 | 15 | 2.75 |
| 4 | 16 | Baranowicz Michele | 5 | 2 | - | 7 | 1.25 |
| 5 | 2 | Kovar Jiri | 4 | - | - | 4 | 1.00 |
| 5 | 15 | Birarelli Emanuele | 4 | - | - | 4 | 1.00 |
| 5 | 3 | Parodi Simone | 4 | 3 | 2 | 9 | 1.00 |
| 8 | 19 | Anzani Simone | 2 | - | - | 2 | 0.50 |
| - | 4 | Vettori Luca | - | - | - | - | |
| - | 13 | Travica Dragan | - | - | - | - | |
| - | 14 | Piano Matteo | - | - | - | - | |
| - | 18 | Sabbi Giulio | - | - | - | - | |
| Others | | | - | - | - | - | |
| Total Team | | | 60 | 16 | 10 | 86 | 15.00 |



Dig


Avg. by set

Match: 48 **Date:** 06.09.2014 **Spectators:** 7'150
City: Kraków
Hall: Krakow Arena
Match duration: Start: 20:25 End: 22:36 Total: 2:11

| Teams | Sets | 1 | 2 | 3 | 4 | 5 | Total |
|---------------------|------|------|------|------|------|---|-------|
| PUR | 3 | 19 | 25 | 25 | 25 | | 94 |
| ITA | 1 | 25 | 19 | 23 | 22 | | 89 |
| Set duration | | 0:28 | 0:28 | 0:30 | 0:29 | | 1:55 |




ITA • Italy



Set

Avg. by set

| Rk | No | Name | Running Sets | Faults | Still Sets | Total Attempts | Note |
|-------------------|----|--------------------|--------------|--------|------------|----------------|------|
| 1 | 16 | Baranowicz Michele | 27 | - | 56 | 83 | 6.75 |
| 2 | 13 | Travica Dragan | 6 | - | 7 | 13 | 1.50 |
| - | 2 | Kovar Jiri | - | - | - | - | |
| - | 3 | Parodi Simone | - | - | - | - | |
| - | 4 | Vettori Luca | - | - | - | - | |
| - | 7 | Rossini Salvatore | - | - | - | - | |
| - | 9 | Zaytsev Ivan | - | - | - | - | |
| - | 10 | Lanza Filippo | - | - | - | - | |
| - | 14 | Piano Matteo | - | - | - | - | |
| - | 15 | Birarelli Emanuele | - | - | - | - | |
| - | 18 | Sabbi Giulio | - | - | - | - | |
| - | 19 | Anzani Simone | - | - | - | - | |
| Others | | | - | - | - | - | |
| Total Team | | | 33 | - | 63 | 96 | 8.25 |



Reception

Eff. %
Limit: 25.00%

| Rk | No | Name | Excellents | Faults | Serve Receptions | Total Attempts | Note |
|-------------------|----|--------------------|------------|--------|------------------|----------------|-------|
| 1 | 2 | Kovar Jiri | 9 | - | 10 | 19 | 47.37 |
| 2 | 7 | Rossini Salvatore | 11 | 2 | 7 | 20 | 45.00 |
| 3 | 10 | Lanza Filippo | 8 | 1 | 14 | 23 | 30.43 |
| - | 3 | Parodi Simone | 6 | - | 8 | 14 | |
| - | 4 | Vettori Luca | - | - | - | - | |
| - | 9 | Zaytsev Ivan | - | - | - | - | |
| - | 13 | Travica Dragan | - | - | - | - | |
| - | 14 | Piano Matteo | - | - | - | - | |
| - | 15 | Birarelli Emanuele | - | - | - | - | |
| - | 16 | Baranowicz Michele | - | - | - | - | |
| - | 18 | Sabbi Giulio | - | - | - | - | |
| - | 19 | Anzani Simone | - | - | - | - | |
| Others | | | - | - | - | - | |
| Total Team | | | 34 | 3 | 39 | 76 | 40.79 |



FIVBTM

FÉDÉRATION INTERNATIONALE
DE VOLLEYBALL