



Match No.: 57

Start List

출전선수 목록

THA vs KUW

P1

First Referee: TANO Toshihiko (JPN)

Second Referee: UALKHANOV Doszhan (KAZ)

THA - Thailand Uniform colour:

No.	C/L	Name	Shirt Name	Height m / ft in	Weight kg / lbs	Highest Reach		Date of Birth	Tournament Totals				
						Spike cm	Block cm		Spike	Block	Serve	Total	%
1		RAKSAKAEW Jirayu	R.JIRAYU	1.95/6'5"	90/198	350	320	3 AUG 1987	98	10	4	112	29.32
2		VAENPRADAB Montri	V.MONTRI	1.96/6'5"	80/176	339	309	18 AUG 1987	6	1		7	1.83
3		NANBOON Kon	N. KON	1.88/6'2"	77/170	307	291	8 NOV 1995					
7		SILAPASRON Kanit	S.KANIT	1.95/6'5"	97/214	315	305	12 JUN 1994	4	1		5	1.31
9	C	SRI UTTAWONG Kittikun	S.KITTIKUN	1.84/6'0"	74/163	316	306	10 JAN 1986	78	9	2	89	23.30
10		NAMKHUNTHOD Kittinon	N.KITTINON	1.90/6'3"	73/161	315	305	16 JUL 1992	30	12	4	46	12.04
12		WATTANA Yossapol	W.YOSSAPOL	1.84/6'0"	77/170	325	320	27 MAY 1995	3			3	0.79
13		SUKSALA Wutthichai	S.WUTTHICHAI	2.20/7'3"	120/265	335	350	21 MAY 1995	5	2	1	8	2.09
14		SOMKANE Kitsada	S.KITSADA	1.90/6'3"	77/170	342	312	28 SEP 1990	72	2	8	82	21.47
16		NAKPRASONG Teerasak	N.TEERASAK	1.87/6'2"	73/161	320	305	6 NOV 1985	14	2	5	21	5.50
17		CHAROENSUK Saranchit	C.SARANCHIT	1.81/5'11"	75/165	331	301	20 JUL 1987	7	1	1	9	2.36
18	L	PHUANGLIB Montri	P.MONTRI	1.71/5'7"	86/190	311	281	24 MAR 1990					
<b>Coach</b>			SUPAJIRAKUL Monchai (THA)			<b>Assistant Coach</b>			MANAPORNCHAI Khjhornsak (THA)				

Results in these  
Competition

Phase	Opponent	Sets	Points per Set
Preliminary Round	TKM	3 - 0	25-22, 25-16, 25-17
Preliminary Round	MYA	3 - 0	25-14, 25-17, 25-20
Preliminary Round	CHN	0 - 3	16-25, 19-25, 22-25
Play-Off	JPN	0 - 3	22-25, 22-25, 17-25
Play-Off	KUW	3 - 0	25-15, 25-17, 25-18
Quarterfinals	KOR	1 - 3	21-25, 27-25, 21-25, 19-25
Semifinal 5th-8th	IND	1 - 3	25-22, 18-25, 23-25, 20-25

KUW - Kuwait Uniform colour:

No.	C/L	Name	Shirt Name	Height m / ft in	Weight kg / lbs	Highest Reach		Date of Birth	Tournament Totals				
						Spike cm	Block cm		Spike	Block	Serve	Total	%
1	C	MANSOUR Abdullah	Abdullah	1.92/6'4"	84/185	342	333	18 AUG 1982	72	4	3	79	24.23
2		BAHAROH Mousa	Mousa	1.91/6'3"	90/198	320	316	9 FEB 1982					
4		ALKHAREEF Abdulaziz	Aziz	1.89/6'2"	75/165	326	320	12 JAN 1993	1			1	0.31
5	L	SAYAH Ali	Ali Ramadan	1.77/5'10"	72/159	286	276	11 JAN 1993					
6		ABDULMAJIIEID Sultan	Sultan	1.85/6'1"	75/165	330	322	30 SEP 1981	56	7	2	65	19.94
7		ALSALIM Amer	Amer	1.91/6'3"	80/176	354	342	13 JAN 1984	34	20	8	62	19.02
11		ALBANNA Mohammad	Mohammad	1.89/6'2"	80/176	350	338	29 JUL 1987	18	6	5	29	8.90
13		DASHTI Naser	N. Dashti	1.98/6'6"	92/203	340	330	3 JUL 1992					
14		ALI Abdullah	A. Dashti	1.78/5'10"	75/165	305	292	2 JAN 1990					
15		ALKAZIMI Zaid	Zaid	1.76/5'9"	70/154	310	305	8 DEC 1978	3		2	5	1.53
17		ALOTAIBI Abdulrahman	Alotaibi	1.83/6'0"	70/154	338	328	7 NOV 1985	79	3	3	85	26.07
18	L	SALEEM Abdulaziz	Abdulaziz	1.72/5'8"	65/143	288	276	28 NOV 1988					
<b>Coach</b>			MALEVIC Radovan (CRO)			<b>Assistant Coach</b>			MERINGER Davor (CRO)				

Results in these  
Competition

Phase	Opponent	Sets	Points per Set
Preliminary Round	PAK	3 - 0	25-22, 25-21, 25-16
Preliminary Round	KSA	3 - 0	27-25, 25-23, 25-20
Preliminary Round	JPN	1 - 3	15-25, 25-22, 15-25, 17-25
Play-Off	CHN	1 - 3	26-24, 20-25, 12-25, 19-25
Play-Off	THA	0 - 3	15-25, 17-25, 18-25
Quarterfinals	IRI	0 - 3	21-25, 18-25, 14-25
Semifinal 5th-8th	QAT	0 - 3	23-25, 15-25, 22-25

<b>LEGEND</b>	%	Percent of total team scoring	C	Team Captain	L	Libero Player
---------------	---	-------------------------------	---	--------------	---	---------------

Timing and Results provided by Tissot



Match No.: 58

### Start List

출전선수 목록

IND vs QAT

P1

First Referee: CHENG Lai Chun (TPE)

Second Referee: KIM Jongheun (KOR)

IND - India Uniform colour:

No.	C/L	Name	Shirt Name	Height m / ft in	Weight kg / lbs	Highest Reach		Date of Birth	Tournament Totals					
						Spike cm	Block cm		Spike	Block	Serve	Total	%	
1		GOVINDARAJAN RAMAKRISHNAN Vaishnav	vaishu	2.05/6'9"	98/216	353	330	11 FEB 1991	39	14	1	54	13.53	
3		MANDEEP Singh	mandeep	2.00/6'7"	91/201	342	328	17 OCT 1989	7	3		10	2.51	
4	C	RANJIT Singh	ranjit	1.92/6'4"	90/198	325	316	19 JUL 1993		2	1	3	0.75	
6		CHARLES Jerome Vinith	jerome	1.98/6'6"	88/194	345	325	26 JUN 1992	6			6	1.50	
10		KHOIWAL Dilip	dilip	1.95/6'5"	78/172	344	321	16 AUG 1991	4			4	1.00	
12		NAVJIT Singh	navjit	2.05/6'9"	95/209	340	328	1 JUL 1991	32	12	3	47	11.78	
13		PRABAGARAN	Prabha	1.93/6'4"	75/165	348	320	3 NOV 1988	73	10	4	87	21.80	
14	L	SIVASUBRAMANIAN Kanagaraj	kanakaraj	1.78/5'10"	75/165	305	285	7 MAY 1991						
16		MOHAN Ukkrapandian	ukkra	1.91/6'3"	82/181	325	315	15 MAY 1989	8	2	2	12	3.01	
17		GURINDER Singh	gurinder	1.95/6'5"	92/203	339	323	5 JUN 1989	68	3	3	74	18.55	
18		MANIDURAI Naveen Raja Jacob	naveen	1.89/6'2"	87/192	333	318	10 JAN 1989	58	6	3	67	16.79	
19		KATARIYA Lavmeet	lavmeet	1.94/6'4"	88/194	351	323	7 SEP 1993	26	7	2	35	8.77	
<b>Coach</b>			GARUDAPURAM ESSNIPADI Sridharan (IND)				<b>Assistant Coach</b>			RAMASAMY Kamaraj (IND)				

Results in these  
Competition

Phase	Opponent	Sets	Points per Set
Preliminary Round	HKG	3 - 1	23-25, 25-18, 25-16, 25-21
Preliminary Round	MDV	3 - 0	25-10, 25-19, 25-17
Preliminary Round	IRI	0 - 3	22-25, 22-25, 18-25
Play-Off	KOR	0 - 3	22-25, 25-27, 18-25
Play-Off	QAT	0 - 3	20-25, 20-25, 20-25
Quarterfinals	JPN	2 - 3	25-20, 19-25, 25-23, 20-25, 13-15
Semifinal 5th-8th	THA	3 - 1	22-25, 25-18, 25-23, 25-20

QAT - Qatar Uniform colour:

No.	C/L	Name	Shirt Name	Height m / ft in	Weight kg / lbs	Highest Reach		Date of Birth	Tournament Totals					
						Spike cm	Block cm		Spike	Block	Serve	Total	%	
2		MOHAMED Jumah	JUMAH	1.91/6'3"	93/205	328	318	14 APR 1985	35	8	2	45	11.94	
3		STEVANOVIC Milos	MILOS	1.94/6'4"	85/187	323	300	27 SEP 1988	1	6	7	14	3.71	
4		RIBERO Renan	RENAN	1.89/6'2"	80/176	330	318	30 DEC 1989	22	7		29	7.69	
5	L	SAAD Sulaiman	SULAIMAN	1.75/5'9"	75/165	291	274	3 JUN 1987						
6		CHIGBO John	JOHN	2.01/6'7"	90/198	354	328	4 APR 1989	53	11	3	67	17.77	
9	C	BAIRAMI Ali	ALI E.	1.90/6'3"	88/194	342	330	13 FEB 1979	9	1	1	11	2.92	
10		SADIKH Ndir	ABUBACAR	1.96/6'5"	90/198	346	333	2 FEB 1986	53	6	1	60	15.92	
11		DIAB Ahmad	AHMAD	2.02/6'8"	82/181	345	328	15 FEB 1990	5	2		7	1.86	
12		HAMMAD Mubarak	MUBARAK	1.97/6'6"	80/176	330	310	1 APR 1991	57	14	5	76	20.16	
15		ABUWATFA Mohammed	ABUWATFA	1.96/6'5"	84/185	327	305	22 MAR 1987	3	1	2	6	1.59	
16		IBRAHIM Ibrahim	IBRAHIM	2.04/6'8"	83/183	350	339	15 JAN 1985	32	22	5	59	15.65	
19		EBRAHIM Mohammed	M. BESHRI	1.98/6'6"	90/198	345	335	1 MAY 1986	3			3	0.80	
<b>Coach</b>			CICHELO Juan (ARG)				<b>Assistant Coach</b>			AL-KUWARI Mohammed (QAT)				

Results in these  
Competition

Phase	Opponent	Sets	Points per Set
Preliminary Round	TPE	3 - 0	25-21, 25-17, 25-21
Preliminary Round	KAZ	3 - 0	25-23, 25-22, 25-21
Preliminary Round	KOR	0 - 3	22-25, 19-25, 22-25
Play-Off	IRI	0 - 3	19-25, 18-25, 19-25
Play-Off	IND	3 - 0	25-20, 25-20, 25-20
Quarterfinals	CHN	1 - 3	23-25, 25-20, 23-25, 21-25
Semifinal 5th-8th	KUW	3 - 0	25-23, 25-15, 25-22

#### LEGEND

% Percent of total team scoring    C Team Captain    L Libero Player

Timing and Results provided by Tissot



Match No.: 59

Start List

출전선수 목록

CHN vs KOR

P1

First Referee: INDO Tomokazu (JPN)

Second Referee: FIROUZI Ebrahim (IRI)

CHN - China Uniform colour:

No.	C/L	Name	Shirt Name	Height m / ft in	Weight kg / lbs	Highest Reach		Date of Birth	Tournament Totals				
						Spike cm	Block cm		Spike	Block	Serve	Total	%
3		YUAN Zhi	YUAN Z.	1.95/6'5"	88/194	348	334	29 SEP 1981	43	1	5	49	13.00
4		ZHANG Chen	zhang c.	2.01/6'7"	70/154	356	340	28 JUN 1985	59	2	6	67	17.77
6		LIANG Chunlong	LIANG C.L.	2.06/6'9"	91/201	351	333	25 MAR 1988	13	7	2	22	5.84
7	C	ZHONG Weijun	ZHONG W.J.	1.99/6'6"	80/176	347	335	20 APR 1989	80	4	3	87	23.08
8		CUI Jianjun	CUI J.J.	1.90/6'3"	89/196	350	335	1 AUG 1985	2		1	3	0.80
11		GENG Xin	GENG X.	2.08/6'10"	80/176	348	338	15 NOV 1989	41	13	2	56	14.85
13		KOU Zhichao	KOU Z.C.	2.02/6'8"	95/209	355	345	26 JUN 1989	30	3	6	39	10.34
14		XU Jingtao	XU J.T.	2.02/6'8"	76/168	356	320	7 JUL 1988	12	9	3	24	6.37
15		LI Runming	LI R.M.	1.98/6'6"	90/198	350	326	1 MAR 1990	1	12	4	17	4.51
16	L	REN Qi	REN Q.	1.74/5'9"	70/154	322	312	24 FEB 1984					
18		Ji Daoshuai	ji d. s.	1.95/6'5"	75/165	355	335	7 FEB 1992	8	1	1	10	2.65
22		MAO Tianyi	Mao	2.00/6'7"	84/185	350	333	2 JUN 1993	1	1	1	3	0.80
Coach			XIE Guochen (CHN)			Assistant Coach			YANG Liqun (CHN)				

Results in these  
Competition

Phase	Opponent	Sets	Points per Set
Preliminary Round	MYA	3 - 0	25-11, 25-12, 25-18
Preliminary Round	TKM	3 - 0	25-15, 25-8, 25-10
Preliminary Round	THA	3 - 0	25-16, 25-19, 25-22
Play-Off	KUW	3 - 1	24-26, 25-20, 25-12, 25-19
Play-Off	JPN	0 - 3	18-25, 20-25, 17-25
Quarterfinals	QAT	3 - 1	25-23, 20-25, 25-23, 25-21
Semifinal 1st-4th	IRI	0 - 3	15-25, 15-25, 19-25

KOR - Republic Of Korea Uniform colour:

No.	C/L	Name	Shirt Name	Height m / ft in	Weight kg / lbs	Highest Reach		Date of Birth	Tournament Totals				
						Spike cm	Block cm		Spike	Block	Serve	Total	%
1		SONG Myunggeun	song myunggeun	1.95/6'5"	85/187	315	305	12 MAR 1993	17	1		18	4.44
2	C	HAN Sunsoo	han sunsoo	1.89/6'2"	80/176	310	297	16 DEC 1985		3	3	6	1.48
4		SHIN Yungsuk	shin youngsuk	1.98/6'6"	92/203	335	325	4 OCT 1986	28	6	6	40	9.88
6		LEE Mingyu	lee mingyu	1.94/6'4"	78/172	310	300	3 DEC 1992		2	1	3	0.74
8		PARK Sangha	park sangha	1.97/6'6"	89/196	327	315	4 APR 1986	40	12	2	54	13.33
9		KWAK Seungsuk	kwak seungsuk	1.90/6'3"	80/176	325	320	23 MAR 1988	49	5	3	57	14.07
10	L	BU Yongchan	bu yongchan	1.75/5'9"	70/154	290	284	30 NOV 1989					
11		CHOI Minho	choi minho	1.95/6'5"	85/187	330	315	28 APR 1988	11	6	1	18	4.44
12		JEON Kwangin	jeon kwangin	1.94/6'4"	83/183	310	300	18 SEP 1991	78	7	5	90	22.22
13		PARK Chulwoo	park chulwoo	1.99/6'6"	91/201	332	319	25 JUL 1985	65	6	2	73	18.02
17		SEO Jaeduck	seo jaeduck	1.94/6'4"	95/209	315	305	21 JUL 1989	42	2	2	46	11.36
19	L	JEONG Minsu	jeong minsu	1.78/5'10"	75/165	270	250	5 OCT 1991					
Coach			PARK Kiwon (KOR)			Assistant Coach			IM Dohun (KOR)				

Results in these  
Competition

Phase	Opponent	Sets	Points per Set
Preliminary Round	KAZ	3 - 0	25-16, 25-21, 25-23
Preliminary Round	TPE	3 - 0	25-22, 25-18, 25-20
Preliminary Round	QAT	3 - 0	25-22, 25-19, 25-22
Play-Off	IND	3 - 0	25-22, 27-25, 25-18
Play-Off	IRI	1 - 3	21-25, 19-25, 25-23, 19-25
Quarterfinals	THA	3 - 1	25-21, 25-27, 25-21, 25-19
Semifinal 1st-4th	JPN	1 - 3	19-25, 25-18, 18-25, 23-25

LEGEND			
%	Percent of total team scoring	C	Team Captain
L	Libero Player		

Timing and Results provided by Tissot



Match No.: 60

Start List  
출전선수 목록

JPN vs IRI

P1

First Referee: WANG Ning (CHN)

Second Referee: PARK Kisuk (KOR)

JPN - Japan Uniform colour:

No.	C/L	Name	Shirt Name	Height m / ft in	Weight kg / lbs	Highest Reach		Date of Birth	Tournament Totals				
						Spike cm	Block cm		Spike	Block	Serve	Total	%
1		SHIMIZU Kunihiro	shimizu	1.92/6'4"	97/214	345	335	11 AUG 1986	79	6	4	89	20.84
6		UCHIYAMA Shohei	uchiyama	1.85/6'1"	75/165	330	310	1 NOV 1987					
7	C	KOSHIKAWA Yu	koshikawa	1.89/6'2"	87/192	340	320	30 JUN 1984	93	6	21	120	28.10
8		TSUBAKIYAMA Ryosuke	tsubakiyama	1.97/6'6"	103/227	345	330	18 JUL 1988	18	2	1	21	4.92
11		YANAGIDA Masahiro	yanagida	1.86/6'1"	78/172	335	315	6 JUL 1992	4		1	5	1.17
12		YAMAUCHI Akihiro	yamauchi	2.04/6'8"	72/159	348	328	30 NOV 1993	22	20	3	45	10.54
13		FUKATSU Hideomi	fukatsu	1.81/5'11"	71/157	330	305	1 JUN 1990	2	6	2	10	2.34
14		ISHIKAWA Yuki	ishikawa	1.91/6'3"	74/163	345	330	11 DEC 1995	37	3	7	47	11.01
16		DEKITA Takashi	dekita	1.99/6'6"	99/218	350	330	13 AUG 1991	36	11	2	49	11.48
17	L	NAGANO Takeshi	nagano	1.76/5'9"	69/152	315	300	11 JUL 1985					
18		YONEYAMA Yuta	yuta	1.85/6'1"	85/187	340	320	29 AUG 1984	33	2	1	36	8.43
19		FUSHIMI Yamato	fushimi	2.07/6'9"	118/260	340	325	24 DEC 1991	5			5	1.17
Coach			NAMBU Masashi (JPN)			Assistant Coach			SHIMBO Koichiro (JPN)				

Results in these  
Competition

Phase	Opponent	Sets	Points per Set
Preliminary Round	KSA	3 - 0	25-15, 25-14, 25-12
Preliminary Round	PAK	3 - 0	25-23, 25-23, 25-23
Preliminary Round	KUW	3 - 1	25-15, 22-25, 25-15, 25-17
Play-Off	THA	3 - 0	25-22, 25-22, 25-17
Play-Off	CHN	3 - 0	25-18, 25-20, 25-17
Quarterfinals	IND	3 - 2	20-25, 25-19, 23-25, 25-20, 15-13
Semifinal 1st-4th	KOR	3 - 1	25-19, 18-25, 25-18, 25-23

IRI - Iran Uniform colour:

No.	C/L	Name	Shirt Name	Height m / ft in	Weight kg / lbs	Highest Reach		Date of Birth	Tournament Totals				
						Spike cm	Block cm		Spike	Block	Serve	Total	%
1		MAHMOUDI KHATOUNABADI Shahram	Sh.Mahmoudi	1.98/6'6"	95/209	347	332	20 JUL 1988	90	7	4	101	24.82
2		EBADIPOUR GHARAHASSANLOU Milad	m.ebadipour	2.02/6'8"	78/172	350	310	17 OCT 1993	46	3	5	54	13.27
4	C	MAROUFLAKRANI Mirsaeid	s.marouf	1.89/6'2"	81/179	331	311	20 OCT 1985	12	2	1	15	3.69
5		GHAEMI Farhad	f.ghaemi	1.97/6'6"	73/161	355	335	28 AUG 1989	28	2	10	40	9.83
6		MOUSAVI ERAGHI Seyed Mohammad	Seyed	2.03/6'8"	86/190	362	344	22 AUG 1987	23	8	4	35	8.60
7		FAYAZI DAMNABI Pourya	Fayazi Damnabi	1.94/6'4"	87/192	348	326	12 JAN 1993	28	2	5	35	8.60
8	L	ZARIF AHANGARAN VARZANDEH Farhad	f.zarif	1.65/5'5"	60/132	290	271	3 MAR 1983					
9		GHOLAMI Adel	a.gholami	1.95/6'5"	88/194	341	330	9 FEB 1986	19	8	6	33	8.11
10		GHAFOUR Amir	a.ghafour	2.02/6'8"	90/198	354	334	6 JUN 1991	25	6	5	36	8.85
12		MIRZAJANPOURMOUZIRAJI Mojtaba	m.mirzajanpour	1.95/6'5"	88/194	325	315	7 OCT 1991	24		1	25	6.14
13		MAHDAVI Mehdi	m.mahdavi	1.91/6'3"	96/212	330	310	13 FEB 1984	7	3	2	12	2.95
15		TASHAKORI Armin	A. Tashakori	2.00/6'7"	94/207	355	335	8 DEC 1986	13	4	4	21	5.16
Coach			KOVAC Slobodan (SRB)			Assistant Coach			PRAKLJACIC Slobodan (SRB)				

Results in these  
Competition

Phase	Opponent	Sets	Points per Set
Preliminary Round	HKG	3 - 0	25-16, 25-17, 25-12
Preliminary Round	IND	3 - 0	25-22, 25-22, 25-18
Preliminary Round	MDV	3 - 0	25-10, 25-19, 25-21
Play-Off	QAT	3 - 0	25-19, 25-18, 25-19
Play-Off	KOR	3 - 1	25-21, 25-19, 23-25, 25-19
Quarterfinals	KUW	3 - 0	25-21, 25-18, 25-14
Semifinal 1st-4th	CHN	3 - 0	25-15, 25-15, 25-19

LEGEND			
%	Percent of total team scoring	C	Team Captain
L	Libero Player		

Timing and Results provided by Tissot



FRI 3 OCT 2014  
Start Time: 12:00 / End Time: 13:40

Match No.: 57

### Match Results

경기 결과

Match Duration: 1h 40m  
Spectators: 180

P2

THA vs KUW  
3 1

Teams	Sets	1	2	3	4	Total
THA	3	25	25	22	25	97
KUW	1	15	23	25	15	78
Playing Time		20m	25m	25m	21m	1h 31m

First Referee: TANO Toshihiko (JPN)

Second Referee: UALKHANOV Doszhan (KAZ)

#### THA - Thailand

No	C/L	Name	1	2	3	4	5	Pts
1		RAKSAKAEW Jirayu	4	4	4	4		17
2		VAENPRADAB Montri		16	3	6		3
3		NANBOON Kon				14		
7		SILAPASRON Kanit						
9	C	SRI UTTHAWONG Kittikun	2	2	2	5		20
10		NAMKHUNTHOD Kittinon	6	6	6	3		8
12		WATTANA Yossapol	17	1				
13		SUKSALA Wutthichai						
14		SOMKANE Kitsada	5	5	5	2		19
16		NAKPRASONG Teerasak	3	3				3
17		CHAROENSUK Saranchit	1	12	1	1		1
18	L	PHUANGLIB Montri	L	L	L	L		

#### KUW - Kuwait

No	C/L	Name	1	2	3	4	5	Pts
1	C	MANSOUR Abdullah	2	3	2			18
2		BAHAROH Mousa						
4		ALKHAREEF Abdulaziz	17	17	5	6		1
5	L	SAYAH Ali						
6		ABDULMAJIEID Sultan	4	5	4	5		12
7		ALSALIM Amer	3	4	3	4		8
11		ALBANNA Mohammad	6	1	6	1		9
13		DASHTI Naser						
14		ALI Abdullah	1	1	1			
15		ALKAZIMI Zaid	1	2	1	2		
17		ALOTAIBI Abdulrahman	5	6	4	3		7
18	L	SALEEM Abdulaziz	L	L	L	L		

#### TEAM AND PLAYER PERFORMANCES

Won	Total Atts	No Name	Scoring Skills	Won	Total Atts	No Name	
61	125	<b>Total Team</b>		41	115	<b>Total Team</b>	
19	33	9 SRI UTTHAWONG Kittikun	Spike	14	28	1 MANSOUR Abdullah	
18	33	14 SOMKANE Kitsada		10	32	6 ABDULMAJIEID Sultan	
15	40	1 RAKSAKAEW Jirayu		6	9	11 ALBANNA Mohammad	
6	48	<b>Total Team</b>	Block	13	67	<b>Total Team</b>	
3	18	10 NAMKHUNTHOD Kittinon		4	20	7 ALSALIM Amer	
1	5	2 VAENPRADAB Montri		3	10	11 ALBANNA Mohammad	
1	5	16 NAKPRASONG Teerasak	Serve	3	14	1 MANSOUR Abdullah	
4	96	<b>Total Team</b>		1	79	<b>Total Team</b>	
1	17	9 SRI UTTHAWONG Kittikun		1	15	1 MANSOUR Abdullah	
1	15	17 CHAROENSUK Saranchit	Opp Error	23		<b>Total Team</b>	
1	15	14 SOMKANE Kitsada		78	261	<b>Total Team</b>	
26		<b>Total Team</b>					
97	269	<b>Total Team</b>	Best Scorer	18	57	1 MANSOUR Abdullah	
20	56	9 SRI UTTHAWONG Kittikun		Fastest Serve	98 km/h		6 ABDULMAJIEID Sultan
99 km/h		1 RAKSAKAEW Jirayu					

#### LEGEND

Atts Attempts  
L Libero player  
n Starting line-up where n = starting position on court (i.e. positions 1 to 6)  
Opp Opponent

C Team Captain  
L Substitute libero  
nn Substitute where nn = jersey number of out going player  
Pts Points scored

Timing and Results provided by Tissot



FRI 3 OCT 2014  
Start Time: 14:30 / End Time: 16:29

Match No.: 58

### Match Results

경기 결과

Match Duration: 1h 59m  
Spectators: 800

P2

IND vs QAT

3 2

Teams	Sets	1	2	3	4	5	Total
IND	3	25	20	25	20	15	105
QAT	2	21	25	22	25	10	103
	Playing Time	22m	22m	22m	29m	12m	1h 47m

First Referee: CHENG Lai Chun (TPE)

Second Referee: KIM Jongheun (KOR)

#### IND - India

No	C/L	Name	1	2	3	4	5	Pts
1		GOVINDARAJAN RAMAKRISHNAN Vaishnav	4	3	4	3	4	18
3		MANDEEP Singh	17		18	17		1
4	C	RANJIT Singh		16				
6		CHARLES Jerome Vinith						
10		KHOIWAL Dilip						
12		NAVJIT Singh	1	6		19	1	4
13		PRABAGARAN	3	2	3	2	3	18
14	L	SIVASUBRAMANIAN Kanagaraj	L	L	L	L	L	
16		MOHAN Ukkrapandian	2	1	2	1		6
17		GURINDER Singh	5	4	5	4	5	20
18		MANIDURAI Naveen Raja Jacob	6	5	6	5	6	18
19		KATARIYA Lavmeet		12	1	6		3

#### QAT - Qatar

No	C/L	Name	1	2	3	4	5	Pts
2		MOHAMED Jumah	3	15		12	4	2
3		STEVANOVIC Milos	2	12			2	1
4		RIBERO Renan	6	6	6	6	5	21
5	L	SAAD Sulaiman	L	L	L	L	L	
6		CHIGBO John	4	4	4	4	3	17
9	C	BAIRAMI Ali	2	3	3	3	2	8
10		SADIKH Ndir	3					
11		DIAB Ahmad				16	6	2
12		HAMMAD Mubarak	5	5	5	5		12
15		ABUWATFA Mohammed	12	2	2	2	1	6
16		IBRAHIM Ibrahim	1	1	1	1	15	13
19		EBRAHIM Mohammed						

#### TEAM AND PLAYER PERFORMANCES

Won	Total Atts	No Name
71	139	<b>Total Team</b>
17	38	17 GURINDER Singh
17	33	18 MANIDURAI Naveen Raja Jacob
15	28	13 PRABAGARAN
11	63	<b>Total Team</b>
5	20	1 GOVINDARAJAN RAMAKRISHNAN Vaishnav
3	9	13 PRABAGARAN
1	12	17 GURINDER Singh
6	104	<b>Total Team</b>
3	22	16 MOHAN Ukkrapandian
2	15	17 GURINDER Singh
1	18	1 GOVINDARAJAN RAMAKRISHNAN Vaishnav
17		<b>Total Team</b>
105	306	<b>Total Team</b>
20	65	17 GURINDER Singh
100 km/h		13 PRABAGARAN

Scoring Skills
<b>Spike</b>
<b>Block</b>
<b>Serve</b>
<b>Opp Error</b>
<b>Total</b>
<b>Best Scorer</b>
<b>Fastest Serve</b>

Won	Total Atts	No Name
66	137	<b>Total Team</b>
19	26	4 RIBERO Renan
12	25	6 CHIGBO John
10	14	16 IBRAHIM Ibrahim
13	51	<b>Total Team</b>
4	16	6 CHIGBO John
2	3	11 DIAB Ahmad
2	7	4 RIBERO Renan
3	104	<b>Total Team</b>
1	20	6 CHIGBO John
1	17	15 ABUWATFA Mohammed
1	11	16 IBRAHIM Ibrahim
21		<b>Total Team</b>
103	292	<b>Total Team</b>
21	53	4 RIBERO Renan
103 km/h		12 HAMMAD Mubarak

#### LEGEND

**Atts** Attempts  
**L** Libero player  
**n** Starting line-up where n = starting position on court (i.e. positions 1 to 6)  
**Opp** Opponent

**C** Team Captain  
**L** Substitute libero  
**nn** Substitute where nn = jersey number of out going player  
**Pts** Points scored

Timing and Results provided by Tissot



FRI 3 OCT 2014  
Start Time: 17:00 / End Time: 18:47

Match No.: 59

### Match Results

경기 결과

Match Duration: 1h 47m  
Spectators: 4800

P2

### CHN vs KOR

1 3

Teams	Sets	1	2	3	4	Total
CHN	1	25	20	13	22	80
KOR	3	20	25	25	25	95
Playing Time		25m	25m	22m	26m	1h 38m

First Referee: INDO Tomokazu (JPN)

Second Referee: FIROUZI Ebrahim (IRI)

CHN - China								
No	C/L	Name	1	2	3	4	5	Pts
3		YUAN Zhi	3	3	3	2		16
4		ZHANG Chen	1	1	1	6		6
6		LIANG Chunlong	2	2	2	1		2
7	C	ZHONG Weijun	4	4	4	3		17
8		CUI Jianjun						
11		GENG Xin	5	5	5	4		12
13		KOU Zhichao		6		6		
14		XU Jingtao			6			
15		LI Runming	6	6	6	5		2
16	L	REN Qi	L	L	L	L		
18		JI Daoshuai			4			2
22		MAO Tianyi			15			

KOR - Republic of Korea								
No	C/L	Name	1	2	3	4	5	Pts
1		SONG Myunggeun						
2	C	HAN Sunsoo	1	1	6	1		3
4		SHIN Yungsuk	5	5	4	5		11
6		LEE Mingyu	17	9		12		
8		PARK Sangha						
9		KWAK Seungsuk	3	3	2	3		15
10	L	BU Yongchan	L	L	L	L		
11		CHOI Minho	2	2	1	2		14
12		JEON Kwangin	6	6	5	6		21
13		PARK Chulwoo	2	2		2		
17		SEO Jaeduck	4	4	3	4		4
19	L	JEONG Minsu	L	L	L	L		

### TEAM AND PLAYER PERFORMANCES

Won	Total Atts	No Name	Scoring Skills	Won	Total Atts	No Name
41	103	Total Team	Spike	52	104	Total Team
15	29	7 ZHONG Weijun		18	29	12 JEON Kwangin
13	38	3 YUAN Zhi		13	26	9 KWAK Seungsuk
6	13	11 GENG Xin		9	13	4 SHIN Yungsuk
13	62	Total Team	Block	12	45	Total Team
6	15	11 GENG Xin		5	11	11 CHOI Minho
2	4	7 ZHONG Weijun		2	7	2 HAN Sunsoo
2	10	6 LIANG Chunlong		2	5	9 KWAK Seungsuk
3	81	Total Team	Serve	4	94	Total Team
2	17	3 YUAN Zhi		2	14	12 JEON Kwangin
1	13	15 LI Runming		1	15	2 HAN Sunsoo
			Opp Error	1	15	4 SHIN Yungsuk
23		Total Team		27		Total Team
80	246	Total Team		95	243	Total Team
17	46	7 ZHONG Weijun	Best Scorer	21	47	12 JEON Kwangin
114 km/h		15 LI Runming	Fastest Serve	113 km/h		12 JEON Kwangin

#### LEGEND

Atts Attempts  
L Libero player  
n Starting line-up where n = starting position on court (i.e. positions 1 to 6)  
Opp Opponent

C Team Captain  
L Substitute libero  
nn Substitute where nn = jersey number of out going player  
Pts Points scored

Timing and Results provided by Tissot



FRI 3 OCT 2014  
Start Time: 19:30 / End Time: 21:26

Match No.: 60

### Match Results

경기 결과

Match Duration: 1h 56m  
Spectators: 1900

P2

JPN vs IRI

1 3

Teams	Sets	1	2	3	4	Total
JPN	1	26	25	19	19	89
IRI	3	28	23	25	25	101
Playing Time		30m	28m	24m	25m	1h 47m

First Referee: WANG Ning (CHN)

Second Referee: PARK Kisuk (KOR)

#### JPN - Japan

No	C/L	Name	1	2	3	4	5	Pts
1		SHIMIZU Kunihiro	4	3	3	6		27
6		UCHIYAMA Shohei						
7	C	KOSHIKAWA Yu	5	4	4	1		14
8		TSUBAKIYAMA Ryosuke			13			
11		YANAGIDA Masahiro	16	16	16	16		
12		YAMAUCHI Akihiro	6	5	5			2
13		FUKATSU Hideomi	1	6	6	3		2
14		ISHIKAWA Yuki	2	1	1	4		18
16		DEKITA Takashi	3	2	2	5		5
17	L	NAGANO Takeshi	L	L	L	L		
18		YONEYAMA Yuta			7	14		
19		FUSHIMI Yamato			12	2		

#### IRI - Iran

No	C/L	Name	1	2	3	4	5	Pts
1		MAHMOUDI KHATOUNABADI Shahram	4	5	3	3		15
2		EBADIPOUR GHARAHASSANLOU Milad	5	6	4	4		9
4	C	MAROUFLAKRANI Mirsaeid	1	2	6	6		2
5		GHAEMI Farhad	2	3	1	1		9
6		MOUSAVI ERAGHI Seyed Mohammad	6	1	5	5		22
7		FAYAZI DAMNABI Pourya						
8	L	ZARIF AHANGARAN VARZANDEH Farhad	L	L	L	L		
9		GHOLAMI Adel	3	4	2	2		12
10		GHAFOUR Amir						
12		MIRZAJANPOURMOUZIRAJI Mojtaba	4	4				4
13		MAHDAVI Mehdi	1	1		4		1
15		TASHAKORI Armin				2		

### TEAM AND PLAYER PERFORMANCES

Won	Total Atts	No Name	Scoring Skills	Won	Total Atts	No Name
61	118	<b>Total Team</b>		60	113	<b>Total Team</b>
24	39	1 SHIMIZU Kunihiro	Spike	15	19	6 MOUSAVI ERAGHI Seyed Mohammad
17	33	14 ISHIKAWA Yuki		14	28	1 MAHMOUDI KHATOUNABADI Shahram
13	29	7 KOSHIKAWA Yu		10	15	9 GHOLAMI Adel
6	32	<b>Total Team</b>	Block	13	60	<b>Total Team</b>
3	8	1 SHIMIZU Kunihiro		6	14	6 MOUSAVI ERAGHI Seyed Mohammad
1	2	13 FUKATSU Hideomi		2	7	5 GHAEMI Farhad
1	5	14 ISHIKAWA Yuki	2	14	9 GHOLAMI Adel	
1	91	<b>Total Team</b>	Serve	1	99	<b>Total Team</b>
1	21	7 KOSHIKAWA Yu		1	13	6 MOUSAVI ERAGHI Seyed Mohammad
21		<b>Total Team</b>	Opp Error	27		<b>Total Team</b>
89	241	<b>Total Team</b>	Total	101	272	<b>Total Team</b>
27	63	1 SHIMIZU Kunihiro	Best Scorer	22	46	6 MOUSAVI ERAGHI Seyed Mohammad
116 km/h		7 KOSHIKAWA Yu	Fastest Serve	110 km/h		5 GHAEMI Farhad

#### LEGEND

Atts Attempts  
L Libero player  
n Starting line-up where n = starting position on court (i.e. positions 1 to 6)  
Opp Opponent

C Team Captain  
L Substitute libero  
nn Substitute where nn = jersey number of out going player  
Pts Points scored

Timing and Results provided by Tissot





Match No.: 57

### Match Statistics

경기 통계

Match Duration: 1h 40m  
Spectators: 180

P3


THA vs KUW  
3 1

Teams	Sets	1	2	3	4	Total
THA	3	25	25	22	25	97
KUW	1	15	23	25	15	78
	Playing Time	20m	25m	25m	21m	1h 31m


First Referee: TANO Toshihiko (JPN)

Second Referee: UALKHANOV Doszhan (KAZ)


### THA - Thailand

Scoring Spike

Limit 15.00%

Rk	No	Name	Spikes	Faults	Shots	Total Attempts	Eff %
1	14	SOMKANE Kitsada	18	5	10	33	39.39
1	9	SRI UTTHAWONG Kittikun	19	6	8	33	39.39
3	1	RAKSAKAEW Jirayu	15	6	19	40	22.50
	10	NAMKHUNTHOD Kittinon	5	-	2	7	
	2	VAENPRADAB Montri	2	-	3	5	
	16	NAKPRASONG Teerasak	2	1	-	3	
	3	NANBOON Kon	-	1	1	2	
	12	WATTANA Yossapol	-	-	1	1	
	17	CHAROENSUK Saranchit	-	-	1	1	
	7	SILAPASRON Kanit	-	-	-	-	
	13	SUKSALA Wutthichai	-	-	-	-	
	18	PHUANGLIB Montri	-	-	-	-	
<b>Team Totals</b>			61	19	45	125	33.60

Scoring Block


Rk	No	Name	Kill Blocks	Faults	Rebounds	Total Attempts	Avg by Set
1	10	NAMKHUNTHOD Kittinon	3	4	11	18	0.75
2	2	VAENPRADAB Montri	1	2	2	5	0.25
2	16	NAKPRASONG Teerasak	1	2	2	5	0.25
2	1	RAKSAKAEW Jirayu	1	3	1	5	0.25
5	9	SRI UTTHAWONG Kittikun	-	3	3	6	0.00
5	14	SOMKANE Kitsada	-	2	2	4	0.00
5	17	CHAROENSUK Saranchit	-	3	1	4	0.00
5	3	NANBOON Kon	-	-	1	1	0.00
	7	SILAPASRON Kanit	-	-	-	-	
	12	WATTANA Yossapol	-	-	-	-	
	13	SUKSALA Wutthichai	-	-	-	-	
	18	PHUANGLIB Montri	-	-	-	-	
<b>Team Totals</b>			6	19	23	48	1.50

Scoring Service


Rk	No	Name	Aces	Faults	Serve Hits	Total Attempts	Avg by Set
1	9	SRI UTTHAWONG Kittikun	1	-	16	17	0.25
1	17	CHAROENSUK Saranchit	1	1	13	15	0.25
1	14	SOMKANE Kitsada	1	3	11	15	0.25
1	1	RAKSAKAEW Jirayu	1	3	7	11	0.25
5	10	NAMKHUNTHOD Kittinon	-	3	9	12	0.00
5	2	VAENPRADAB Montri	-	-	9	9	0.00
5	12	WATTANA Yossapol	-	1	7	8	0.00
5	16	NAKPRASONG Teerasak	-	3	4	7	0.00
5	3	NANBOON Kon	-	-	2	2	0.00
	7	SILAPASRON Kanit	-	-	-	-	
	13	SUKSALA Wutthichai	-	-	-	-	
	18	PHUANGLIB Montri	-	-	-	-	
<b>Team Totals</b>			4	14	78	96	1.00

Team
<b>Opponent Errors &amp; Team Faults</b>

26	1
----	---

Timing and Results provided by Tissot



Match No.: 57

### Match Statistics

경기 통계

Match Duration: 1h 40m  
Spectators: 180

P3

THA vs KUW


3 1

Teams	Sets	1	2	3	4	Total
THA	3	25	25	22	25	97
KUW	1	15	23	25	15	78
	Playing Time	20m	25m	25m	21m	1h 31m


First Referee: TANO Toshihiko (JPN)

Second Referee: UALKHANOV Doszhan (KAZ)

### THA - Thailand

Non-Scoring Dig


Rk	No	Name	Digs	Faults	Receptions	Total Attempts	Avg by Set
1	18	PHUANGLIB Montri	4	3	21	28	1.00
2	14	SOMKANE Kitsada	3	1	8	12	0.75
3	9	SRI UTTHAWONG Kittikun	1	-	8	9	0.25
4	1	RAKSAKAEW Jirayu	-	2	7	9	0.00
4	17	CHAROENSUK Saranchit	-	2	5	7	0.00
4	10	NAMKHUNTHOD Kittinon	-	-	6	6	0.00
4	16	NAKPRASONG Teerasak	-	-	3	3	0.00
4	12	WATTANA Yossapol	-	1	2	3	0.00
4	2	VAENPRADAB Montri	-	1	-	1	0.00
	3	NANBOON Kon	-	-	-	-	-
	7	SILAPASRON Kanit	-	-	-	-	-
	13	SUKSALA Wutthichai	-	-	-	-	-
<b>Team Totals</b>			8	10	60	78	2.00

Non-Scoring Set


Rk	No	Name	Running Sets	Faults	Still Sets	Total Attempts	Avg by Set
1	17	CHAROENSUK Saranchit	40	2	33	75	10.00
2	12	WATTANA Yossapol	13	-	13	26	3.25
3	18	PHUANGLIB Montri	3	-	5	8	0.75
4	10	NAMKHUNTHOD Kittinon	2	-	1	3	0.50
5	14	SOMKANE Kitsada	1	-	2	3	0.25
6	9	SRI UTTHAWONG Kittikun	-	-	4	4	0.00
6	2	VAENPRADAB Montri	-	-	2	2	0.00
	1	RAKSAKAEW Jirayu	-	-	-	-	-
	3	NANBOON Kon	-	-	-	-	-
	7	SILAPASRON Kanit	-	-	-	-	-
	13	SUKSALA Wutthichai	-	-	-	-	-
	16	NAKPRASONG Teerasak	-	-	-	-	-
<b>Team Totals</b>			59	2	60	121	14.75

Non-Scoring Reception

<b>Limit</b>
<b>25.00%</b>

Rk	No	Name	Excellents	Faults	Serve Receptions	Total Attempts	Succ %
1	14	SOMKANE Kitsada	16	1	17	34	47.06
	18	PHUANGLIB Montri	8	1	6	15	
	9	SRI UTTHAWONG Kittikun	6	-	7	13	
	2	VAENPRADAB Montri	4	-	-	4	
	3	NANBOON Kon	-	-	3	3	
	16	NAKPRASONG Teerasak	1	-	-	1	
	1	RAKSAKAEW Jirayu	-	-	-	-	
	7	SILAPASRON Kanit	-	-	-	-	
	10	NAMKHUNTHOD Kittinon	-	-	-	-	
	12	WATTANA Yossapol	-	-	-	-	
	13	SUKSALA Wutthichai	-	-	-	-	
	17	CHAROENSUK Saranchit	-	-	-	-	
<b>Team Totals</b>			35	2	33	70	50.00



Match No.: 57

### Match Statistics

경기 통계

Match Duration: 1h 40m  
Spectators: 180

P3


THA vs KUW  
3 1

Teams	Sets	1	2	3	4	Total
THA	3	25	25	22	25	97
KUW	1	15	23	25	15	78
	Playing Time	20m	25m	25m	21m	1h 31m


First Referee: TANO Toshihiko (JPN)

Second Referee: UALKHANOV Doszhan (KAZ)


### KUW - Kuwait

Scoring Spike

Limit
15.00%

Rk	No	Name	Spikes	Faults	Shots	Total Attempts	Eff %
1	1	MANSOUR Abdullah	14	5	9	28	32.14
2	6	ABDULMAJIEID Sultan	10	4	18	32	18.75
	17	ALOTAIBI Abdulrahman	6	6	12	24	
	7	ALSALIM Amer	4	4	9	17	
	11	ALBANNA Mohammad	6	-	3	9	
	4	ALKHAREEF Abdulaziz	1	2	1	4	
	15	ALKAZIMI Zaid	-	-	1	1	
	2	BAHAROH Mousa	-	-	-	-	
	5	SAYAH Ali	-	-	-	-	
	13	DASHTI Naser	-	-	-	-	
	14	ALI Abdullah	-	-	-	-	
	18	SALEEM Abdulaziz	-	-	-	-	
Team Totals			41	21	53	115	17.39

Scoring Block


Rk	No	Name	Kill Blocks	Faults	Rebounds	Total Attempts	Avg by Set
1	7	ALSALIM Amer	4	7	9	20	1.00
2	1	MANSOUR Abdullah	3	7	4	14	0.75
2	11	ALBANNA Mohammad	3	4	3	10	0.75
4	6	ABDULMAJIEID Sultan	2	7	4	13	0.50
5	17	ALOTAIBI Abdulrahman	1	4	2	7	0.25
6	15	ALKAZIMI Zaid	-	1	2	3	0.00
	2	BAHAROH Mousa	-	-	-	-	
	4	ALKHAREEF Abdulaziz	-	-	-	-	
	5	SAYAH Ali	-	-	-	-	
	13	DASHTI Naser	-	-	-	-	
	14	ALI Abdullah	-	-	-	-	
	18	SALEEM Abdulaziz	-	-	-	-	
Team Totals			13	30	24	67	3.25

Scoring Service


Rk	No	Name	Aces	Faults	Serve Hits	Total Attempts	Avg by Set
1	1	MANSOUR Abdullah	1	2	12	15	0.25
2	15	ALKAZIMI Zaid	-	1	15	16	0.00
2	6	ABDULMAJIEID Sultan	-	1	13	14	0.00
2	17	ALOTAIBI Abdulrahman	-	2	9	11	0.00
2	7	ALSALIM Amer	-	-	10	10	0.00
2	11	ALBANNA Mohammad	-	2	8	10	0.00
2	4	ALKHAREEF Abdulaziz	-	-	3	3	0.00
	2	BAHAROH Mousa	-	-	-	-	
	5	SAYAH Ali	-	-	-	-	
	13	DASHTI Naser	-	-	-	-	
	14	ALI Abdullah	-	-	-	-	
	18	SALEEM Abdulaziz	-	-	-	-	
Team Totals			1	8	70	79	0.25

Team
Opponent Errors & Team Faults

Opponent Errors & Team Faults	23	1
-------------------------------	----	---

Timing and Results provided by Tissot



Match No.: 57

### Match Statistics

경기 통계

Match Duration: 1h 40m  
Spectators: 180

P3


THA vs KUW  
3 1

Teams	Sets	1	2	3	4	Total
THA	3	25	25	22	25	97
KUW	1	15	23	25	15	78
	Playing Time	20m	25m	25m	21m	1h 31m


First Referee: TANO Toshihiko (JPN)

Second Referee: UALKHANOV Doszhan (KAZ)

### KUW - Kuwait

Non-Scoring Dig


Rk	No	Name	Digs	Faults	Receptions	Total Attempts	Avg by Set
1	18	SALEEM Abdulaziz	2	1	15	18	0.50
1	6	ABDULMAJIEID Sultan	2	1	6	9	0.50
3	17	ALOTAIBI Abdulrahman	-	2	9	11	0.00
3	7	ALSALIM Amer	-	2	7	9	0.00
3	15	ALKAZIMI Zaid	-	1	6	7	0.00
3	1	MANSOUR Abdullah	-	1	4	5	0.00
3	4	ALKHAREEF Abdulaziz	-	-	3	3	0.00
3	11	ALBANNA Mohammad	-	-	1	1	0.00
3	14	ALI Abdullah	-	-	1	1	0.00
	2	BAHAROH Mousa	-	-	-	-	
	5	SAYAH Ali	-	-	-	-	
	13	DASHTI Naser	-	-	-	-	
<b>Team Totals</b>			4	8	52	64	1.00

Non-Scoring Set


Rk	No	Name	Running Sets	Faults	Still Sets	Total Attempts	Avg by Set
1	15	ALKAZIMI Zaid	33	1	63	97	8.25
2	18	SALEEM Abdulaziz	3	-	2	5	0.75
3	11	ALBANNA Mohammad	1	-	3	4	0.25
3	6	ABDULMAJIEID Sultan	1	1	2	4	0.25
5	7	ALSALIM Amer	-	-	3	3	0.00
5	1	MANSOUR Abdullah	-	-	1	1	0.00
5	17	ALOTAIBI Abdulrahman	-	-	1	1	0.00
	2	BAHAROH Mousa	-	-	-	-	
	4	ALKHAREEF Abdulaziz	-	-	-	-	
	5	SAYAH Ali	-	-	-	-	
	13	DASHTI Naser	-	-	-	-	
	14	ALI Abdullah	-	-	-	-	
<b>Team Totals</b>			38	2	75	115	9.50

Non-Scoring Reception

<b>Limit</b>
<b>25.00%</b>

Rk	No	Name	Excellents	Faults	Serve Receptions	Total Attempts	Succ %
1	17	ALOTAIBI Abdulrahman	12	2	14	28	42.86
2	1	MANSOUR Abdullah	9	1	14	24	37.50
	18	SALEEM Abdulaziz	4	-	5	9	
	4	ALKHAREEF Abdulaziz	3	-	5	8	
	14	ALI Abdullah	1	-	4	5	
	7	ALSALIM Amer	1	-	2	3	
	11	ALBANNA Mohammad	-	-	1	1	
	2	BAHAROH Mousa	-	-	-	-	
	5	SAYAH Ali	-	-	-	-	
	6	ABDULMAJIEID Sultan	-	-	-	-	
	13	DASHTI Naser	-	-	-	-	
	15	ALKAZIMI Zaid	-	-	-	-	
<b>Team Totals</b>			30	3	45	78	38.46

LEGEND		Eff%		Rk		Succ%	
Avg	Average	Eff%	Efficiency	Rk	Rank	Succ%	Success %

Timing and Results provided by Tissot



Match No.: 58

### Match Statistics

경기 통계

Match Duration: 1h 59m  
Spectators: 800

P3


IND vs QAT  
3 2

Teams	Sets	1	2	3	4	5	Total
IND	3	25	20	25	20	15	105
QAT	2	21	25	22	25	10	103
	Playing Time	22m	22m	22m	29m	12m	1h 47m


First Referee: CHENG Lai Chun (TPE)

Second Referee: KIM Jongheun (KOR)


### IND - India

Scoring Spike

Limit
15.00%

Rk	No	Name	Spikes	Faults	Shots	Total Attempts	Eff %
1	13	PRABAGARAN	15	3	10	28	42.86
2	17	GURINDER Singh	17	4	17	38	34.21
3	18	MANIDURAI Naveen Raja Jacob	17	6	10	33	33.33
	1	GOVINDARAJAN RAMAKRISHNAN Vaishnav	12	1	6	19	
	12	NAVJIT Singh	4	2	2	8	
	19	KATARIYA Lavmeet	3	3	1	7	
	16	MOHAN Ukkrapandian	2	-	2	4	
	3	MANDEEP Singh	1	1	-	2	
	4	RANJIT Singh	-	-	-	-	
	6	CHARLES Jerome Vinith	-	-	-	-	
	10	KHOIWAL Dilip	-	-	-	-	
	14	SIVASUBRAMANIAN Kanagaraj	-	-	-	-	
Team Totals			71	20	48	139	36.69

Scoring Block


Rk	No	Name	Kill Blocks	Faults	Rebounds	Total Attempts	Avg by Set
1	1	GOVINDARAJAN RAMAKRISHNAN Vaishnav	5	9	6	20	1.00
2	13	PRABAGARAN	3	2	4	9	0.60
3	17	GURINDER Singh	1	3	8	12	0.20
3	16	MOHAN Ukkrapandian	1	4	3	8	0.20
3	18	MANIDURAI Naveen Raja Jacob	1	2	2	5	0.20
6	19	KATARIYA Lavmeet	-	4	1	5	0.00
6	12	NAVJIT Singh	-	2	2	4	0.00
	3	MANDEEP Singh	-	-	-	-	
	4	RANJIT Singh	-	-	-	-	
	6	CHARLES Jerome Vinith	-	-	-	-	
	10	KHOIWAL Dilip	-	-	-	-	
	14	SIVASUBRAMANIAN Kanagaraj	-	-	-	-	
Team Totals			11	26	26	63	2.20

Scoring Service


Rk	No	Name	Aces	Faults	Serve Hits	Total Attempts	Avg by Set
1	16	MOHAN Ukkrapandian	3	2	17	22	0.60
2	17	GURINDER Singh	2	3	10	15	0.40
3	1	GOVINDARAJAN RAMAKRISHNAN Vaishnav	1	2	15	18	0.20
4	13	PRABAGARAN	-	1	18	19	0.00
4	18	MANIDURAI Naveen Raja Jacob	-	2	6	8	0.00
4	3	MANDEEP Singh	-	-	7	7	0.00
4	12	NAVJIT Singh	-	-	7	7	0.00
4	19	KATARIYA Lavmeet	-	-	7	7	0.00
4	4	RANJIT Singh	-	-	1	1	0.00
	6	CHARLES Jerome Vinith	-	-	-	-	
	10	KHOIWAL Dilip	-	-	-	-	
	14	SIVASUBRAMANIAN Kanagaraj	-	-	-	-	
Team Totals			6	10	88	104	1.20

Team
Opponent Errors & Team Faults

17	2
----	---

Timing and Results provided by Tissot



Match No.: 58

### Match Statistics

경기 통계

Match Duration: 1h 59m  
Spectators: 800

P3


IND vs QAT  
3 2

Teams	Sets	1	2	3	4	5	Total
IND	3	25	20	25	20	15	105
QAT	2	21	25	22	25	10	103
	Playing Time	22m	22m	22m	29m	12m	1h 47m


First Referee: CHENG Lai Chun (TPE)

Second Referee: KIM Jongheun (KOR)


### IND - India

Non-Scoring Dig


Rk	No	Name	Digs	Faults	Receptions	Total Attempts	Avg by Set
1	14	SIVASUBRAMANIAN Kanagaraj	2	6	7	15	0.40
2	13	PRABAGARAN	1	2	19	22	0.20
3	18	MANIDURAI Naveen Raja Jacob	-	1	12	13	0.00
3	16	MOHAN Ukkrapandian	-	-	12	12	0.00
3	1	GOVINDARAJAN RAMAKRISHNAN Vaishnav	-	1	3	4	0.00
3	17	GURINDER Singh	-	2	2	4	0.00
3	4	RANJIT Singh	-	-	2	2	0.00
3	12	NAVJIT Singh	-	-	2	2	0.00
3	19	KATARIYA Lavmeet	-	2	-	2	0.00
3	3	MANDEEP Singh	-	-	1	1	0.00
	6	CHARLES Jerome Vinith	-	-	-	-	-
	10	KHOIWAL Dilip	-	-	-	-	-
<b>Team Totals</b>			3	14	60	77	0.60

Non-Scoring Set


Rk	No	Name	Running Sets	Faults	Still Sets	Total Attempts	Avg by Set
1	16	MOHAN Ukkrapandian	60	1	44	105	12.00
2	4	RANJIT Singh	4	-	4	8	0.80
3	14	SIVASUBRAMANIAN Kanagaraj	2	-	5	7	0.40
4	13	PRABAGARAN	1	-	5	6	0.20
4	17	GURINDER Singh	1	-	2	3	0.20
4	19	KATARIYA Lavmeet	1	-	-	1	0.20
7	1	GOVINDARAJAN RAMAKRISHNAN Vaishnav	-	-	2	2	0.00
7	18	MANIDURAI Naveen Raja Jacob	-	1	1	2	0.00
7	12	NAVJIT Singh	-	-	1	1	0.00
	3	MANDEEP Singh	-	-	-	-	-
	6	CHARLES Jerome Vinith	-	-	-	-	-
	10	KHOIWAL Dilip	-	-	-	-	-
<b>Team Totals</b>			69	2	64	135	13.80

Non-Scoring Reception

<b>Limit</b>
<b>25.00%</b>

Rk	No	Name	Excellents	Faults	Serve Receptions	Total Attempts	Succ %
1	13	PRABAGARAN	17	1	31	49	34.69
	18	MANIDURAI Naveen Raja Jacob	8	-	12	20	
	14	SIVASUBRAMANIAN Kanagaraj	11	-	6	17	
	3	MANDEEP Singh	2	1	-	3	
	1	GOVINDARAJAN RAMAKRISHNAN Vaishnav	-	-	-	-	
	4	RANJIT Singh	-	-	-	-	
	6	CHARLES Jerome Vinith	-	-	-	-	
	10	KHOIWAL Dilip	-	-	-	-	
	12	NAVJIT Singh	-	-	-	-	
	16	MOHAN Ukkrapandian	-	-	-	-	
	17	GURINDER Singh	-	-	-	-	
	19	KATARIYA Lavmeet	-	-	-	-	
<b>Team Totals</b>			38	2	49	89	42.70

Timing and Results provided by Tissot



Match No.: 58

### Match Statistics

경기 통계

Match Duration: 1h 59m  
Spectators: 800

P3


IND vs QAT  
3 2

Teams	Sets	1	2	3	4	5	Total
IND	3	25	20	25	20	15	105
QAT	2	21	25	22	25	10	103
	Playing Time	22m	22m	22m	29m	12m	1h 47m


First Referee: CHENG Lai Chun (TPE)

Second Referee: KIM Jongheun (KOR)


### QAT - Qatar

Scoring Spike

Limit
15.00%

Rk	No	Name	Spikes	Faults	Shots	Total Attempts	Eff %
1	4	RIBERO Renan	19	2	5	26	65.38
2	6	CHIGBO John	12	2	11	25	40.00
3	12	HAMMAD Mubarak	10	3	12	25	28.00
4	9	BAIRAMI Ali	8	5	11	24	12.50
	16	IBRAHIM Ibrahim	10	1	3	14	
	2	MOHAMED Jumah	1	2	9	12	
	15	ABUWATFA Mohammed	5	1	1	7	
	11	DIAB Ahmad	-	-	2	2	
	3	STEVANOVIC Milos	1	-	-	1	
	10	SADIKH Ndir	-	-	1	1	
	5	SAAD Sulaiman	-	-	-	-	
	19	EBRAHIM Mohammed	-	-	-	-	
Team Totals			66	16	55	137	36.50

Scoring Block


Rk	No	Name	Kill Blocks	Faults	Rebounds	Total Attempts	Avg by Set
1	6	CHIGBO John	4	7	5	16	0.80
2	16	IBRAHIM Ibrahim	2	8	1	11	0.40
2	4	RIBERO Renan	2	3	2	7	0.40
2	12	HAMMAD Mubarak	2	2	-	4	0.40
2	11	DIAB Ahmad	2	1	-	3	0.40
6	2	MOHAMED Jumah	1	2	1	4	0.20
7	9	BAIRAMI Ali	-	1	2	3	0.00
7	10	SADIKH Ndir	-	-	1	1	0.00
7	15	ABUWATFA Mohammed	-	-	1	1	0.00
7	3	STEVANOVIC Milos	-	1	-	1	0.00
	5	SAAD Sulaiman	-	-	-	-	
	19	EBRAHIM Mohammed	-	-	-	-	
Team Totals			13	25	13	51	2.60

Scoring Service


Rk	No	Name	Aces	Faults	Serve Hits	Total Attempts	Avg by Set
1	6	CHIGBO John	1	-	19	20	0.20
1	15	ABUWATFA Mohammed	1	1	15	17	0.20
1	16	IBRAHIM Ibrahim	1	5	5	11	0.20
4	4	RIBERO Renan	-	-	20	20	0.00
4	9	BAIRAMI Ali	-	-	17	17	0.00
4	12	HAMMAD Mubarak	-	4	5	9	0.00
4	3	STEVANOVIC Milos	-	1	5	6	0.00
4	2	MOHAMED Jumah	-	1	2	3	0.00
4	11	DIAB Ahmad	-	-	1	1	0.00
	5	SAAD Sulaiman	-	-	-	-	
	10	SADIKH Ndir	-	-	-	-	
	19	EBRAHIM Mohammed	-	-	-	-	
Team Totals			3	12	89	104	0.60

Team

Opponent Errors & Team Faults
21

Timing and Results provided by Tissot



Match No.: 58

### Match Statistics

경기 통계

Match Duration: 1h 59m  
Spectators: 800

P3


IND vs QAT  
3 2

Teams	Sets	1	2	3	4	5	Total
IND	3	25	20	25	20	15	105
QAT	2	21	25	22	25	10	103
	Playing Time	22m	22m	22m	29m	12m	1h 47m


First Referee: CHENG Lai Chun (TPE)

Second Referee: KIM Jongheun (KOR)


### QAT - Qatar

Non-Scoring Dig


Rk	No	Name	Digs	Faults	Receptions	Total Attempts	Avg by Set
1	5	SAAD Sulaiman	6	3	20	29	1.20
2	15	ABUWATFA Mohammed	1	2	7	10	0.20
3	9	BAIRAMI Ali	-	3	8	11	0.00
3	4	RIBERO Renan	-	1	8	9	0.00
3	12	HAMMAD Mubarak	-	3	6	9	0.00
3	3	STEVANOVIC Milos	-	3	1	4	0.00
3	6	CHIGBO John	-	-	2	2	0.00
3	16	IBRAHIM Ibrahim	-	1	-	1	0.00
	2	MOHAMED Jumah	-	-	-	-	-
	10	SADIKH Ndir	-	-	-	-	-
	11	DIAB Ahmad	-	-	-	-	-
	19	EBRAHIM Mohammed	-	-	-	-	-
<b>Team Totals</b>			7	16	52	75	1.40

Non-Scoring Set


Rk	No	Name	Running Sets	Faults	Still Sets	Total Attempts	Avg by Set
1	15	ABUWATFA Mohammed	42	-	39	81	8.40
2	3	STEVANOVIC Milos	12	-	15	27	2.40
3	5	SAAD Sulaiman	2	-	5	7	0.40
4	4	RIBERO Renan	1	-	4	5	0.20
4	16	IBRAHIM Ibrahim	1	-	1	2	0.20
4	9	BAIRAMI Ali	1	-	-	1	0.20
7	6	CHIGBO John	-	-	3	3	0.00
7	2	MOHAMED Jumah	-	-	1	1	0.00
7	10	SADIKH Ndir	-	-	1	1	0.00
	11	DIAB Ahmad	-	-	-	-	-
	12	HAMMAD Mubarak	-	-	-	-	-
	19	EBRAHIM Mohammed	-	-	-	-	-
<b>Team Totals</b>			59		69	128	11.80

Non-Scoring Reception

<b>Limit</b>
25.00%

Rk	No	Name	Excellents	Faults	Serve Receptions	Total Attempts	Succ %
1	5	SAAD Sulaiman	20	2	14	36	55.56
2	9	BAIRAMI Ali	10	2	13	25	40.00
	4	RIBERO Renan	8	1	12	21	
	2	MOHAMED Jumah	2	1	4	7	
	6	CHIGBO John	-	-	2	2	
	16	IBRAHIM Ibrahim	-	-	1	1	
	3	STEVANOVIC Milos	-	-	-	-	
	10	SADIKH Ndir	-	-	-	-	
	11	DIAB Ahmad	-	-	-	-	
	12	HAMMAD Mubarak	-	-	-	-	
	15	ABUWATFA Mohammed	-	-	-	-	
	19	EBRAHIM Mohammed	-	-	-	-	
<b>Team Totals</b>			40	6	46	92	43.48

Avg	Eff%	Rk	Succ%
Average	Efficiency	Rank	Success %

Timing and Results provided by Tissot





Match No.: 59

### Match Statistics

경기 통계

Match Duration: 1h 47m  
Spectators: 4800

P3

CHN vs KOR

1 3

Teams	Sets	1	2	3	4	Total
CHN	1	25	20	13	22	80
KOR	3	20	25	25	25	95
	Playing Time	25m	25m	22m	26m	1h 38m

First Referee: INDO Tomokazu (JPN)


Second Referee: FIROUZI Ebrahim (IRI)

### CHN - China

Scoring Spike

Limit 15.00%

Rk	No	Name	Spikes	Faults	Shots	Total Attempts	Eff %
1	7	ZHONG Weijun	15	4	10	29	37.93
2	4	ZHANG Chen	5	2	9	16	18.75
3	3	YUAN Zhi	13	9	16	38	10.53
	11	GENG Xin	6	2	5	13	
	18	JI Daoshuai	2	1	1	4	
	6	LIANG Chunlong	-	2	-	2	
	15	LI Runming	-	-	1	1	
	8	CUI Jianjun	-	-	-	-	
	13	KOU Zhichao	-	-	-	-	
	14	XU Jingtao	-	-	-	-	
	16	REN Qi	-	-	-	-	
	22	MAO Tianyi	-	-	-	-	
Team Totals			41	20	42	103	20.39

Scoring Block


Rk	No	Name	Kill Blocks	Faults	Rebounds	Total Attempts	Avg by Set
1	11	GENG Xin	6	6	3	15	1.50
2	6	LIANG Chunlong	2	6	2	10	0.50
2	7	ZHONG Weijun	2	1	1	4	0.50
4	15	LI Runming	1	4	8	13	0.25
4	4	ZHANG Chen	1	3	4	8	0.25
4	3	YUAN Zhi	1	4	3	8	0.25
7	14	XU Jingtao	-	2	-	2	0.00
7	18	JI Daoshuai	-	-	1	1	0.00
7	22	MAO Tianyi	-	-	1	1	0.00
	8	CUI Jianjun	-	-	-	-	
	13	KOU Zhichao	-	-	-	-	
	16	REN Qi	-	-	-	-	
Team Totals			13	26	23	62	3.25

Scoring Service


Rk	No	Name	Aces	Faults	Serve Hits	Total Attempts	Avg by Set
1	3	YUAN Zhi	2	2	13	17	0.50
2	15	LI Runming	1	4	8	13	0.25
3	11	GENG Xin	-	2	11	13	0.00
3	7	ZHONG Weijun	-	5	8	13	0.00
3	6	LIANG Chunlong	-	1	10	11	0.00
3	4	ZHANG Chen	-	3	8	11	0.00
3	13	KOU Zhichao	-	-	2	2	0.00
3	18	JI Daoshuai	-	1	-	1	0.00
	8	CUI Jianjun	-	-	-	-	
	14	XU Jingtao	-	-	-	-	
	16	REN Qi	-	-	-	-	
	22	MAO Tianyi	-	-	-	-	
Team Totals			3	18	60	81	0.75

Team

Opponent Errors & Team Faults	23
-------------------------------	----

Timing and Results provided by Tissot



Match No.: 59

### Match Statistics

경기 통계

Match Duration: 1h 47m  
Spectators: 4800

P3

CHN vs KOR


1 3


Teams	Sets	1	2	3	4	Total
CHN	1	25	20	13	22	80
KOR	3	20	25	25	25	95
	Playing Time	25m	25m	22m	26m	1h 38m


First Referee: INDO Tomokazu (JPN)

Second Referee: FIROUZI Ebrahim (IRI)

### CHN - China

Non-Scoring Dig	Rk	No	Name	Digs	Faults	Receptions	Total Attempts	Avg by Set	
	1	16	REN Qi	1	3	6	10	0.25	
	2	3	YUAN Zhi	-	7	3	10	0.00	
	2	15	LI Runming	-	2	6	8	0.00	
	2	4	ZHANG Chen	-	3	5	8	0.00	
	2	11	GENG Xin	-	1	4	5	0.00	
	2	7	ZHONG Weijun	-	-	4	4	0.00	
	2	22	MAO Tianyi	-	-	2	2	0.00	
	2	6	LIANG Chunlong	-	-	1	1	0.00	
		8	CUI Jianjun	-	-	-	-	-	
		13	KOU Zhichao	-	-	-	-	-	
		14	XU Jingtao	-	-	-	-	-	
		18	JI Daoshuai	-	-	-	-	-	
		<b>Team Totals</b>			1	16	31	48	0.25

Non-Scoring Set	Rk	No	Name	Running Sets	Faults	Still Sets	Total Attempts	Avg by Set	
	1	15	LI Runming	34	-	45	79	8.50	
	2	22	MAO Tianyi	3	-	4	7	0.75	
	3	11	GENG Xin	2	-	1	3	0.50	
	4	16	REN Qi	1	1	3	5	0.25	
	5	3	YUAN Zhi	-	-	5	5	0.00	
	5	7	ZHONG Weijun	-	-	2	2	0.00	
	5	14	XU Jingtao	-	-	2	2	0.00	
		4	ZHANG Chen	-	-	-	-	-	
		6	LIANG Chunlong	-	-	-	-	-	
		8	CUI Jianjun	-	-	-	-	-	
		13	KOU Zhichao	-	-	-	-	-	
		18	JI Daoshuai	-	-	-	-	-	
		<b>Team Totals</b>			40	1	62	103	10.00

Non-Scoring Reception	Rk	No	Name	Excellents	Faults	Serve Receptions	Total Attempts	Succ %	
	1	4	ZHANG Chen	9	2	27	38	23.68	
	2	7	ZHONG Weijun	3	1	16	20	15.00	
		16	REN Qi	11	1	6	18	-	
		18	JI Daoshuai	-	-	3	3	-	
		6	LIANG Chunlong	-	-	1	1	-	
		3	YUAN Zhi	-	-	-	-	-	
		8	CUI Jianjun	-	-	-	-	-	
		11	GENG Xin	-	-	-	-	-	
		13	KOU Zhichao	-	-	-	-	-	
		14	XU Jingtao	-	-	-	-	-	
		15	LI Runming	-	-	-	-	-	
		22	MAO Tianyi	-	-	-	-	-	
	<b>Limit</b>								
	25.00%								
		<b>Team Totals</b>			23	4	53	80	28.75



Match No.: 59

Match Statistics

경기 통계

Match Duration: 1h 47m  
Spectators: 4800

P3

CHN vs KOR


1 3

Teams	Sets	1	2	3	4	Total
CHN	1	25	20	13	22	80
KOR	3	20	25	25	25	95
	Playing Time	25m	25m	22m	26m	1h 38m


First Referee: INDO Tomokazu (JPN)

Second Referee: FIROUZI Ebrahim (IRI)


KOR - Republic of Korea

Scoring Spike

Limit
15.00%

Rk	No	Name	Spikes	Faults	Shots	Total Attempts	Eff %
1	12	JEON Kwangin	18	5	6	29	44.83
2	9	KWAK Seungsuk	13	3	10	26	38.46
	17	SEO Jaeduck	3	9	8	20	
	4	SHIN Yungsuk	9	-	4	13	
	11	CHOI Minho	9	2	-	11	
	13	PARK Chulwoo	-	3	1	4	
	2	HAN Sunsoo	-	-	1	1	
	1	SONG Myunggeun	-	-	-	-	
	6	LEE Mingyu	-	-	-	-	
	8	PARK Sangha	-	-	-	-	
	10	BU Yongchan	-	-	-	-	
	19	JEONG Minsu	-	-	-	-	
Team Totals			52	22	30	104	28.85

Scoring Block


Rk	No	Name	Kill Blocks	Faults	Rebounds	Total Attempts	Avg by Set
1	11	CHOI Minho	5	3	3	11	1.25
2	2	HAN Sunsoo	2	1	4	7	0.50
2	9	KWAK Seungsuk	2	1	2	5	0.50
4	4	SHIN Yungsuk	1	6	4	11	0.25
4	17	SEO Jaeduck	1	1	3	5	0.25
4	12	JEON Kwangin	1	3	-	4	0.25
7	6	LEE Mingyu	-	-	1	1	0.00
7	13	PARK Chulwoo	-	-	1	1	0.00
	1	SONG Myunggeun	-	-	-	-	
	8	PARK Sangha	-	-	-	-	
	10	BU Yongchan	-	-	-	-	
	19	JEONG Minsu	-	-	-	-	
Team Totals			12	15	18	45	3.00

Scoring Service


Rk	No	Name	Aces	Faults	Serve Hits	Total Attempts	Avg by Set
1	12	JEON Kwangin	2	3	9	14	0.50
2	2	HAN Sunsoo	1	-	14	15	0.25
2	4	SHIN Yungsuk	1	1	13	15	0.25
4	11	CHOI Minho	-	2	15	17	0.00
4	17	SEO Jaeduck	-	1	14	15	0.00
4	9	KWAK Seungsuk	-	5	8	13	0.00
4	6	LEE Mingyu	-	-	3	3	0.00
4	13	PARK Chulwoo	-	-	2	2	0.00
	1	SONG Myunggeun	-	-	-	-	
	8	PARK Sangha	-	-	-	-	
	10	BU Yongchan	-	-	-	-	
	19	JEONG Minsu	-	-	-	-	
Team Totals			4	12	78	94	1.00

Team
Opponent Errors & Team Faults

27	1
----	---



Match No.: 59

### Match Statistics

경기 통계

Match Duration: 1h 47m  
Spectators: 4800

P3

CHN vs KOR


1 3

Teams	Sets	1	2	3	4	Total
CHN	1	25	20	13	22	80
KOR	3	20	25	25	25	95
	Playing Time	25m	25m	22m	26m	1h 38m


First Referee: INDO Tomokazu (JPN)

Second Referee: FIROUZI Ebrahim (IRI)

### KOR - Republic of Korea

Non-Scoring Dig


Rk	No	Name	Digs	Faults	Receptions	Total Attempts	Avg by Set
1	10	BU Yongchan	11	4	5	20	2.75
2	12	JEON Kwangin	6	-	4	10	1.50
3	17	SEO Jaeduck	2	-	3	5	0.50
4	9	KWAK Seungsuk	1	2	4	7	0.25
4	2	HAN Sunsoo	1	3	3	7	0.25
4	19	JEONG Minsu	1	2	3	6	0.25
4	11	CHOI Minho	1	1	1	3	0.25
4	4	SHIN Yungsuk	1	-	1	2	0.25
9	13	PARK Chulwoo	-	1	-	1	0.00
	1	SONG Myunggeun	-	-	-	-	-
	6	LEE Mingyu	-	-	-	-	-
	8	PARK Sangha	-	-	-	-	-
<b>Team Totals</b>			24	13	24	61	6.00

Non-Scoring Set


Rk	No	Name	Running Sets	Faults	Still Sets	Total Attempts	Avg by Set
1	2	HAN Sunsoo	45	-	34	79	11.25
2	6	LEE Mingyu	3	1	4	8	0.75
3	4	SHIN Yungsuk	2	-	1	3	0.50
4	10	BU Yongchan	1	-	1	2	0.25
5	9	KWAK Seungsuk	-	-	5	5	0.00
5	12	JEON Kwangin	-	-	2	2	0.00
5	11	CHOI Minho	-	-	1	1	0.00
5	17	SEO Jaeduck	-	-	1	1	0.00
5	19	JEONG Minsu	-	-	1	1	0.00
	1	SONG Myunggeun	-	-	-	-	-
	8	PARK Sangha	-	-	-	-	-
	13	PARK Chulwoo	-	-	-	-	-
<b>Team Totals</b>			51	1	50	102	12.75

Non-Scoring Reception

<b>Limit</b>
<b>25.00%</b>

Rk	No	Name	Excellents	Faults	Serve Receptions	Total Attempts	Succ %
1	9	KWAK Seungsuk	19	-	7	26	73.08
	19	JEONG Minsu	12	1	5	18	
	12	JEON Kwangin	4	1	3	8	
	4	SHIN Yungsuk	3	-	1	4	
	17	SEO Jaeduck	1	-	2	3	
	2	HAN Sunsoo	-	-	1	1	
	11	CHOI Minho	1	-	-	1	
	1	SONG Myunggeun	-	-	-	-	
	6	LEE Mingyu	-	-	-	-	
	8	PARK Sangha	-	-	-	-	
	10	BU Yongchan	-	-	-	-	
	13	PARK Chulwoo	-	-	-	-	
<b>Team Totals</b>			40	2	19	61	65.57

LEGEND

Avg Average      Eff% Efficiency      Rk Rank      Succ% Success %

Timing and Results provided by Tissot



Match No.: 60

### Match Statistics

경기 통계

Match Duration: 1h 56m  
Spectators: 1900

P3


JPN vs IRI  
1 3

Teams	Sets	1	2	3	4	Total
JPN	1	26	25	19	19	89
IRI	3	28	23	25	25	101
Playing Time		30m	28m	24m	25m	1h 47m


First Referee: WANG Ning (CHN)

Second Referee: PARK Kisuk (KOR)


### JPN - Japan

Scoring Spike

Limit
15.00%

Rk	No	Name	Spikes	Faults	Shots	Total Attempts	Eff %
1	1	SHIMIZU Kunihiro	24	7	8	39	43.59
2	14	ISHIKAWA Yuki	17	6	10	33	33.33
3	7	KOSHIKAWA Yu	13	7	9	29	20.69
	16	DEKITA Takashi	4	-	4	8	
	12	YAMAUCHI Akihiro	2	3	2	7	
	13	FUKATSU Hideomi	1	-	-	1	
	19	FUSHIMI Yamato	-	-	1	1	
	6	UCHIYAMA Shohei	-	-	-	-	
	8	TSUBAKIYAMA Ryosuke	-	-	-	-	
	11	YANAGIDA Masahiro	-	-	-	-	
	17	NAGANO Takeshi	-	-	-	-	
	18	YONEYAMA Yuta	-	-	-	-	
Team Totals			61	23	34	118	32.20

Scoring Block


Rk	No	Name	Kill Blocks	Faults	Rebounds	Total Attempts	Avg by Set
1	1	SHIMIZU Kunihiro	3	2	3	8	0.75
2	16	DEKITA Takashi	1	4	3	8	0.25
2	14	ISHIKAWA Yuki	1	2	2	5	0.25
2	13	FUKATSU Hideomi	1	-	1	2	0.25
5	12	YAMAUCHI Akihiro	-	2	2	4	0.00
5	7	KOSHIKAWA Yu	-	1	2	3	0.00
5	19	FUSHIMI Yamato	-	-	1	1	0.00
5	18	YONEYAMA Yuta	-	1	-	1	0.00
	6	UCHIYAMA Shohei	-	-	-	-	
	8	TSUBAKIYAMA Ryosuke	-	-	-	-	
	11	YANAGIDA Masahiro	-	-	-	-	
	17	NAGANO Takeshi	-	-	-	-	
Team Totals			6	12	14	32	1.50

Scoring Service


Rk	No	Name	Aces	Faults	Serve Hits	Total Attempts	Avg by Set
1	7	KOSHIKAWA Yu	1	3	17	21	0.25
2	1	SHIMIZU Kunihiro	-	3	13	16	0.00
2	16	DEKITA Takashi	-	1	12	13	0.00
2	14	ISHIKAWA Yuki	-	4	9	13	0.00
2	13	FUKATSU Hideomi	-	-	11	11	0.00
2	12	YAMAUCHI Akihiro	-	-	8	8	0.00
2	19	FUSHIMI Yamato	-	1	4	5	0.00
2	11	YANAGIDA Masahiro	-	2	2	4	0.00
	6	UCHIYAMA Shohei	-	-	-	-	
	8	TSUBAKIYAMA Ryosuke	-	-	-	-	
	17	NAGANO Takeshi	-	-	-	-	
	18	YONEYAMA Yuta	-	-	-	-	
Team Totals			1	14	76	91	0.25

Team
Opponent Errors & Team Faults

21	1
----	---

Timing and Results provided by Tissot



Match No.: 60

Match Statistics

경기 통계

Match Duration: 1h 56m  
Spectators: 1900

P3


JPN vs IRI  
1 3

Teams	Sets	1	2	3	4	Total
JPN	1	26	25	19	19	89
IRI	3	28	23	25	25	101
	Playing Time	30m	28m	24m	25m	1h 47m


First Referee: WANG Ning (CHN)

Second Referee: PARK Kisuk (KOR)


JPN - Japan

Non-Scoring Dig


Rk	No	Name	Digs	Faults	Receptions	Total Attempts	Avg by Set
1	17	NAGANO Takeshi	4	2	9	15	1.00
2	7	KOSHIKAWA Yu	2	2	6	10	0.50
3	13	FUKATSU Hideomi	1	6	10	17	0.25
3	14	ISHIKAWA Yuki	1	4	4	9	0.25
3	1	SHIMIZU Kunihiro	1	1	1	3	0.25
6	16	DEKITA Takashi	-	2	1	3	0.00
6	19	FUSHIMI Yamato	-	2	-	2	0.00
6		UCHIYAMA Shohei	-	-	-	-	-
8		TSUBAKIYAMA Ryosuke	-	-	-	-	-
11		YANAGIDA Masahiro	-	-	-	-	-
12		YAMAUCHI Akihiro	-	-	-	-	-
18		YONEYAMA Yuta	-	-	-	-	-
<b>Team Totals</b>			9	19	31	59	2.25

Non-Scoring Set


Rk	No	Name	Running Sets	Faults	Still Sets	Total Attempts	Avg by Set
1	13	FUKATSU Hideomi	53	-	46	99	13.25
2	17	NAGANO Takeshi	3	-	3	6	0.75
3	7	KOSHIKAWA Yu	2	2	4	8	0.50
4	14	ISHIKAWA Yuki	1	-	5	6	0.25
	1	SHIMIZU Kunihiro	-	-	-	-	-
	6	UCHIYAMA Shohei	-	-	-	-	-
	8	TSUBAKIYAMA Ryosuke	-	-	-	-	-
	11	YANAGIDA Masahiro	-	-	-	-	-
	12	YAMAUCHI Akihiro	-	-	-	-	-
	16	DEKITA Takashi	-	-	-	-	-
	18	YONEYAMA Yuta	-	-	-	-	-
	19	FUSHIMI Yamato	-	-	-	-	-
<b>Team Totals</b>			59	2	58	119	14.75

Non-Scoring Reception

<b>Limit</b>
<b>25.00%</b>

Rk	No	Name	Excellents	Faults	Serve Receptions	Total Attempts	Succ %
1	14	ISHIKAWA Yuki	17	-	27	44	38.64
2	17	NAGANO Takeshi	9	-	15	24	37.50
	7	KOSHIKAWA Yu	4	-	11	15	
	18	YONEYAMA Yuta	2	1	4	7	
	12	YAMAUCHI Akihiro	-	-	1	1	
	1	SHIMIZU Kunihiro	-	-	-	-	
	6	UCHIYAMA Shohei	-	-	-	-	
	8	TSUBAKIYAMA Ryosuke	-	-	-	-	
	11	YANAGIDA Masahiro	-	-	-	-	
	13	FUKATSU Hideomi	-	-	-	-	
	16	DEKITA Takashi	-	-	-	-	
	19	FUSHIMI Yamato	-	-	-	-	
<b>Team Totals</b>			32	1	58	91	35.16



Match No.: 60

### Match Statistics

경기 통계

Match Duration: 1h 56m  
Spectators: 1900

P3


JPN vs IRI  
1 3

Teams	Sets	1	2	3	4	Total
JPN	1	26	25	19	19	89
IRI	3	28	23	25	25	101
	Playing Time	30m	28m	24m	25m	1h 47m


First Referee: WANG Ning (CHN)

Second Referee: PARK Kisuk (KOR)


### IRI - Iran

Scoring Spike

Limit 15.00%

Rk	No	Name	Spikes	Faults	Shots	Total Attempts	Eff %
1	6	MOUSAVI ERAGHI Seyed Mohammad	15	1	3	19	73.68
2	1	MAHMOUDI KHATOUNABADI Shahram	14	5	9	28	32.14
3	2	EBADIPOUR GHARAHASSANLOU Milad	8	7	8	23	4.35
	9	GHOLAMI Adel	10	1	4	15	
	5	GHAEMI Farhad	7	3	5	15	
	12	MIRZAJANPOURMOUZIRAJI Mojtaba	4	3	2	9	
	4	MAROUFLAKRANI Mirsaeid	2	-	2	4	
	7	FAYAZI DAMNABI Pourya	-	-	-	-	
	8	ZARIF AHANGARAN VARZANDEH Farhad	-	-	-	-	
	10	GHAFOUR Amir	-	-	-	-	
	13	MAHDAVI Mehdi	-	-	-	-	
	15	TASHAKORI Armin	-	-	-	-	
<b>Team Totals</b>			60	20	33	113	35.40

Scoring Block


Rk	No	Name	Kill Blocks	Faults	Rebounds	Total Attempts	Avg by Set
1	6	MOUSAVI ERAGHI Seyed Mohammad	6	5	3	14	1.50
2	9	GHOLAMI Adel	2	6	6	14	0.50
2	5	GHAEMI Farhad	2	3	2	7	0.50
4	1	MAHMOUDI KHATOUNABADI Shahram	1	5	4	10	0.25
4	2	EBADIPOUR GHARAHASSANLOU Milad	1	5	2	8	0.25
4	13	MAHDAVI Mehdi	1	1	-	2	0.25
7	4	MAROUFLAKRANI Mirsaeid	-	2	1	3	0.00
7	12	MIRZAJANPOURMOUZIRAJI Mojtaba	-	2	-	2	0.00
	7	FAYAZI DAMNABI Pourya	-	-	-	-	
	8	ZARIF AHANGARAN VARZANDEH Farhad	-	-	-	-	
	10	GHAFOUR Amir	-	-	-	-	
	15	TASHAKORI Armin	-	-	-	-	
<b>Team Totals</b>			13	29	18	60	3.25

Scoring Service


Rk	No	Name	Aces	Faults	Serve Hits	Total Attempts	Avg by Set
1	6	MOUSAVI ERAGHI Seyed Mohammad	1	-	12	13	0.25
2	9	GHOLAMI Adel	-	2	20	22	0.00
2	5	GHAEMI Farhad	-	-	20	20	0.00
2	4	MAROUFLAKRANI Mirsaeid	-	-	17	17	0.00
2	1	MAHMOUDI KHATOUNABADI Shahram	-	1	14	15	0.00
2	2	EBADIPOUR GHARAHASSANLOU Milad	-	2	7	9	0.00
2	15	TASHAKORI Armin	-	-	2	2	0.00
2	13	MAHDAVI Mehdi	-	-	1	1	0.00
	7	FAYAZI DAMNABI Pourya	-	-	-	-	
	8	ZARIF AHANGARAN VARZANDEH Farhad	-	-	-	-	
	10	GHAFOUR Amir	-	-	-	-	
	12	MIRZAJANPOURMOUZIRAJI Mojtaba	-	-	-	-	
<b>Team Totals</b>			1	5	93	99	0.25

Team
<b>Opponent Errors &amp; Team Faults</b>

27	1
----	---

Timing and Results provided by Tissot



Match No.: 60

### Match Statistics

경기 통계

Match Duration: 1h 56m  
Spectators: 1900

P3


JPN vs IRI  
1 3

Teams	Sets	1	2	3	4	Total
JPN	1	26	25	19	19	89
IRI	3	28	23	25	25	101
	Playing Time	30m	28m	24m	25m	1h 47m


First Referee: WANG Ning (CHN)

Second Referee: PARK Kisuk (KOR)


### IRI - Iran

Non-Scoring Dig


Rk	No	Name	Digs	Faults	Receptions	Total Attempts	Avg by Set
1	5	GHAEMI Farhad	1	3	8	12	0.25
1	4	MAROUFLAKRANI Mirsaeid	1	4	6	11	0.25
1	2	EBADIPOUR GHARAHASSANLOU Milad	1	2	7	10	0.25
1	8	ZARIF AHANGARAN VARZANDEH Farhad	1	3	6	10	0.25
5	1	MAHMOUDI KHATOUNABADI Shahram	-	2	5	7	0.00
5	9	GHOLAMI Adel	-	1	3	4	0.00
5	6	MOUSAVI ERAGHI Seyed Mohammad	-	1	2	3	0.00
5	13	MAHDAVI Mehdi	-	1	-	1	0.00
	7	FAYAZI DAMNABI Pourya	-	-	-	-	-
	10	GHAFOUR Amir	-	-	-	-	-
	12	MIRZAJANPOURMOUZIRAJI Mojtaba	-	-	-	-	-
	15	TASHAKORI Armin	-	-	-	-	-
<b>Team Totals</b>			4	17	37	58	1.00

Non-Scoring Set


Rk	No	Name	Running Sets	Faults	Still Sets	Total Attempts	Avg by Set
1	4	MAROUFLAKRANI Mirsaeid	44	1	34	79	11.00
2	13	MAHDAVI Mehdi	6	-	7	13	1.50
3	8	ZARIF AHANGARAN VARZANDEH Farhad	2	-	4	6	0.50
4	2	EBADIPOUR GHARAHASSANLOU Milad	1	-	1	2	0.25
5	1	MAHMOUDI KHATOUNABADI Shahram	-	-	2	2	0.00
5	5	GHAEMI Farhad	-	-	2	2	0.00
5	6	MOUSAVI ERAGHI Seyed Mohammad	-	-	1	1	0.00
	7	FAYAZI DAMNABI Pourya	-	-	-	-	-
	9	GHOLAMI Adel	-	-	-	-	-
	10	GHAFOUR Amir	-	-	-	-	-
	12	MIRZAJANPOURMOUZIRAJI Mojtaba	-	-	-	-	-
	15	TASHAKORI Armin	-	-	-	-	-
<b>Team Totals</b>			53	1	51	105	13.25

Non-Scoring Reception

<b>Limit</b>
<b>25.00%</b>

Rk	No	Name	Excellents	Faults	Serve Receptions	Total Attempts	Succ %
1	5	GHAEMI Farhad	14	1	16	31	45.16
2	2	EBADIPOUR GHARAHASSANLOU Milad	6	-	18	24	25.00
	8	ZARIF AHANGARAN VARZANDEH Farhad	9	-	8	17	
	1	MAHMOUDI KHATOUNABADI Shahram	-	-	-	-	-
	4	MAROUFLAKRANI Mirsaeid	-	-	-	-	-
	6	MOUSAVI ERAGHI Seyed Mohammad	-	-	-	-	-
	7	FAYAZI DAMNABI Pourya	-	-	-	-	-
	9	GHOLAMI Adel	-	-	-	-	-
	10	GHAFOUR Amir	-	-	-	-	-
	12	MIRZAJANPOURMOUZIRAJI Mojtaba	-	-	-	-	-
	13	MAHDAVI Mehdi	-	-	-	-	-
	15	TASHAKORI Armin	-	-	-	-	-
<b>Team Totals</b>			29	1	42	72	40.28

Avg	Eff%	Rk	Succ%
Average	Efficiency	Rank	Success %

Timing and Results provided by Tissot





## Results Table - Final Round

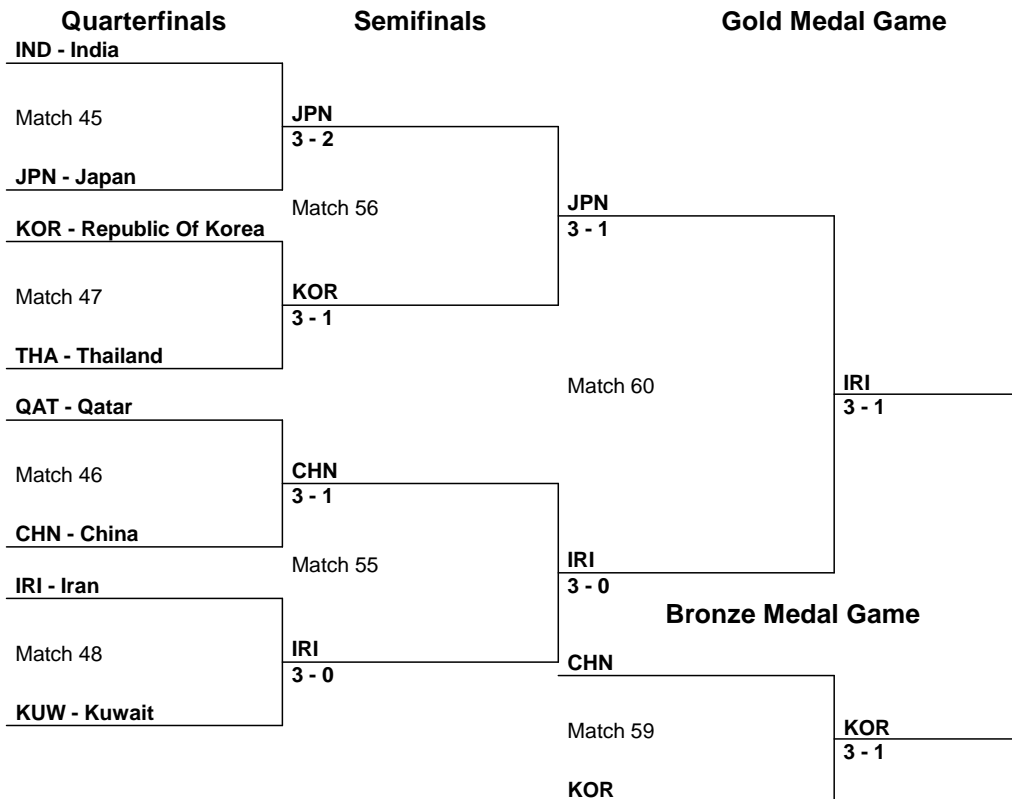
결과표 - 최종 라운드

As of FRI 3 OCT 2014 at 21:39

P4

Match	Phase	Date	Teams	Sets	Points per Set					Total Points	Match Duration	Spectators
					1	2	3	4	5			
41	Semifinal 13th-16th	30 SEP	MDV vs TKM	1 - 3	16 - 25	25 - 16	18 - 25	12 - 25		71 - 91	1h 32m	260
42	Semifinal 13th-16th	30 SEP	HKG vs MYA	2 - 3	25 - 18	16 - 25	26 - 24	20 - 25	10 - 15	97 - 107	1h 55m	100
43	Semifinal 9th-12th	30 SEP	KAZ vs KSA	3 - 2	18 - 25	20 - 25	25 - 14	30 - 28	15 - 8	108 - 100	1h 56m	120
44	Semifinal 9th-12th	30 SEP	TPE vs PAK	3 - 0	25 - 19	26 - 24	25 - 19			76 - 62	1h 11m	200
49	Classification 15-16	1 OCT	MDV vs HKG	2 - 3	23 - 25	25 - 20	20 - 25	29 - 27	11 - 15	108 - 112	2h 14m	100
45	Quarterfinals	1 OCT	IND vs JPN	2 - 3	25 - 20	19 - 25	25 - 23	20 - 25	13 - 15	102 - 108	2h 05m	1,500
50	Classification 13-14	1 OCT	TKM vs MYA	3 - 1	17 - 25	25 - 18	25 - 16	25 - 14		92 - 73	1h 32m	250
46	Quarterfinals	1 OCT	QAT vs CHN	1 - 3	23 - 25	25 - 20	23 - 25	21 - 25		92 - 95	1h 59m	900
51	Classification 11-12	1 OCT	KSA vs PAK	0 - 3	27 - 29	17 - 25	16 - 25			60 - 79	1h 14m	275
47	Quarterfinals	1 OCT	KOR vs THA	3 - 1	25 - 21	25 - 27	25 - 21	25 - 19		100 - 88	1h 45m	1,700
48	Quarterfinals	1 OCT	IRI vs KUW	3 - 0	25 - 21	25 - 18	25 - 14			75 - 53	1h 14m	236
52	Classification 9-10	1 OCT	KAZ vs TPE	1 - 3	22 - 25	23 - 25	25 - 15	21 - 25		91 - 90	1h 37m	210
53	Semifinal 5th-8th	2 OCT	IND vs THA	3 - 1	22 - 25	25 - 18	25 - 23	25 - 20		97 - 86	1h 36m	500
54	Semifinal 5th-8th	2 OCT	QAT vs KUW	3 - 0	25 - 23	25 - 15	25 - 22			75 - 60	1h 21m	200
55	Semifinal 1st-4th	2 OCT	CHN vs IRI	0 - 3	15 - 25	15 - 25	19 - 25			49 - 75	1h 08m	1,200
56	Semifinal 1st-4th	2 OCT	JPN vs KOR	3 - 1	25 - 19	18 - 25	25 - 18	25 - 23		93 - 85	1h 46m	1,000
57	Classification 7-8	3 OCT	THA vs KUW	3 - 1	25 - 15	25 - 23	22 - 25	25 - 15		97 - 78	1h 40m	180
58	Classification 5-6	3 OCT	IND vs QAT	3 - 2	25 - 21	20 - 25	25 - 22	20 - 25	15 - 10	105 - 103	1h 59m	800
59	Bronze Medal Match	3 OCT	CHN vs KOR	1 - 3	25 - 20	20 - 25	13 - 25	22 - 25		80 - 95	1h 44m	4,800
60	Gold Medal Match	3 OCT	JPN vs IRI	1 - 3	26 - 28	25 - 23	19 - 25	19 - 25		89 - 101	1h 56m	1,900

Statistics of	Average match duration	Average spectators	Total spectators
Preliminary Round	1h 21m	858	20,602
Final Round	1h 30m	774	27,866
Tournament	1h 26m	808	48,468



Timing and Results provided by Tissot



## Final Standings

최종 순위

As of FRI 3 OCT 2014 at 21:39

P4

Medal	Rank	Team
Gold	1	IRI - Iran
Silver	2	JPN - Japan
Bronze	3	KOR - Republic of Korea
	4	CHN - China
	5	IND - India
	6	QAT - Qatar
	7	THA - Thailand
	8	KUW - Kuwait
	9	TPE - Chinese Taipei
	10	KAZ - Kazakhstan
	11	PAK - Pakistan
	12	KSA - Saudi Arabia
	13	TKM - Turkmenistan
	14	MYA - Myanmar
	15	HKG - Hong Kong, China
	16	MDV - Maldives



**Medallists**  
메달수상자

GOLD	SILVER	BRONZE
<b>IRI - Iran</b> 1 MAHMOUDI KHATOUNABADI Shahram 2 EBADIPOUR GHARAHASSANLOU Milad 4 MAROUFLAKRANI Mirsaeid (C) 5 GHAEMI Farhad 6 MOUSAVI ERAGHI Seyed Mohammad 7 FAYAZI DAMNABI Pourya 8 ZARIF AHANGARAN VARZANDEH Farhad (L) 9 GHOLAMI Adel 10 GHAFOUR Amir 12 MIRZAJANPOURMOUZIRAJI Mojtaba 13 MAHDAVI Mehdi 15 TASHAKORI Armin	<b>JPN - Japan</b> 1 SHIMIZU Kunihiro 6 UCHIYAMA Shohei 7 KOSHIKAWA Yu (C) 8 TSUBAKIYAMA Ryosuke 11 YANAGIDA Masahiro 12 YAMAUCHI Akihiro 13 FUKATSU Hideomi 14 ISHIKAWA Yuki 16 DEKITA Takashi 17 NAGANO Takeshi (L) 18 YONEYAMA Yuta 19 FUSHIMI Yamato	<b>KOR - Republic of Korea</b> 1 SONG Myunggeun 2 HAN Sunsoo (C) 4 SHIN Yungsuk 6 LEE Mingyu 8 PARK Sangha 9 KWAK Seungsuk 10 BU Yongchan (L) 11 CHOI Minho 12 JEON Kwangin 13 PARK Chulwoo 17 SEO Jaeduck 19 JEONG Minsu (L)

**LEGEND**

**C** Team Captain      **L** Libero Player





## Teams Ranking by Skills


스킬별 팀 순위

As of FRI 3 OCT 2014 at 21:36

P6

Scoring Spike	Rk	Name	Spikes	Faults	Shots	Total Attempts	Eff %
	1	IRI - Iran	375	93	187	655	43.05
	2	JPN - Japan	390	122	220	732	36.61
	3	THA - Thailand	378	121	209	708	36.30
	4	CHN - China	331	90	245	666	36.19
	5	KOR - Republic of Korea	382	144	167	693	34.34
	6	IND - India	392	120	289	801	33.96
	7	QAT - Qatar	339	100	303	742	32.21
	8	KUW - Kuwait	304	133	287	724	23.62
	NR	HKG - Hong Kong, China	314	127	263	704	26.56
	NR	KAZ - Kazakhstan	307	119	205	631	29.79
	NR	KSA - Saudi Arabia	296	124	253	673	25.56
	NR	MDV - Maldives	237	138	205	580	17.07
	NR	MYA - Myanmar	335	170	231	736	22.42
	NR	PAK - Pakistan	299	100	209	608	32.73
	NR	TKM - Turkmenistan	292	147	241	680	21.32
	NR	TPE - Chinese Taipei	319	115	174	608	33.55
	<b>Tournament Totals</b>			5290	1963	3688	10941

Scoring Block	Rk	Name	Kill Blocks	Faults	Rebounds	Total Attempts	Avg by Set
	1	QAT - Qatar	91	146	109	346	3.37
	2	CHN - China	66	160	124	350	2.44
	3	IND - India	70	177	150	397	2.33
	4	IRI - Iran	58	142	104	304	2.23
	5	KOR - Republic of Korea	62	117	107	286	2.21
	6	JPN - Japan	62	125	127	314	2.14
	7	KUW - Kuwait	53	153	124	330	1.96
	8	THA - Thailand	46	137	102	285	1.70
	NR	HKG - Hong Kong, China	45	135	99	279	1.73
	NR	KAZ - Kazakhstan	66	111	112	289	2.54
	NR	KSA - Saudi Arabia	64	140	95	299	2.46
	NR	MDV - Maldives	24	107	58	189	1.00
	NR	MYA - Myanmar	49	110	127	286	1.81
	NR	PAK - Pakistan	38	99	77	214	1.81
	NR	TKM - Turkmenistan	60	121	98	279	2.40
	NR	TPE - Chinese Taipei	43	134	88	265	1.79
	<b>Tournament Totals</b>			897	2114	1701	4712

Scoring Service	Rk	Name	Aces	Faults	Serve Hits	Total Attempts	Avg by Set
	1	IRI - Iran	48	86	498	632	1.85
	2	JPN - Japan	43	102	533	678	1.48
	3	CHN - China	37	92	471	600	1.37
	4	QAT - Qatar	29	77	506	612	1.07
	4	THA - Thailand	29	105	478	612	1.07
	6	KOR - Republic of Korea	29	122	512	663	1.04
	7	KUW - Kuwait	24	74	449	547	0.89
	8	IND - India	25	63	577	665	0.83
	NR	HKG - Hong Kong, China	25	64	454	543	0.96
	NR	KAZ - Kazakhstan	24	80	476	580	0.92
	NR	KSA - Saudi Arabia	16	82	455	553	0.62
	NR	MDV - Maldives	26	75	343	444	1.08
	NR	MYA - Myanmar	20	68	457	545	0.74
	NR	PAK - Pakistan	25	91	365	481	1.19
	NR	TKM - Turkmenistan	21	39	467	527	0.84

Timing and Results provided by Tissot




### Teams Ranking by Skills

스킬별 팀 순위

As of FRI 3 OCT 2014 at 21:36

P6

Scoring Service	Rk	Name	Aces	Faults	Serve Hits	Total Attempts	Avg by Set
	NR	TPE - Chinese Taipei	36	75	423	534	1.50
	<b>Tournament Totals</b>		457	1295	7464	9216	2.18





## Teams Ranking by Skills


스킬별 팀 순위

As of FRI 3 OCT 2014 at 21:36

P6

Non-Scoring Dig	Rk	Name	Digs	Faults	Receptions	Total Attempts	Avg by Set
	1	KOR - Republic of Korea	71	87	189	347	2.54
	2	QAT - Qatar	59	101	262	422	2.19
	3	JPN - Japan	40	94	270	404	1.38
	4	IRI - Iran	29	72	252	353	1.12
	5	THA - Thailand	24	81	267	372	0.89
	6	CHN - China	23	85	237	345	0.85
	7	IND - India	25	115	315	455	0.83
	8	KUW - Kuwait	21	96	278	395	0.78
	NR	HKG - Hong Kong, China	46	98	219	363	1.77
	NR	KAZ - Kazakhstan	38	76	219	333	1.46
	NR	KSA - Saudi Arabia	42	89	217	348	1.62
	NR	MDV - Maldives	31	81	173	285	1.29
	NR	MYA - Myanmar	47	94	270	411	1.74
	NR	PAK - Pakistan	42	64	203	309	2.00
	NR	TKM - Turkmenistan	46	80	258	384	1.84
	NR	TPE - Chinese Taipei	37	74	188	299	1.54
	<b>Tournament Totals</b>			621	1387	3817	5825

Non-Scoring Set	Rk	Name	Running Sets	Faults	Still Sets	Total Attempts	Avg by Set
	1	KOR - Republic of Korea	371	4	305	680	13.25
	2	JPN - Japan	379	6	336	721	13.07
	2	THA - Thailand	353	8	321	682	13.07
	4	IRI - Iran	336	2	270	608	12.92
	5	IND - India	371	6	393	770	12.37
	6	QAT - Qatar	317	9	391	717	11.74
	7	CHN - China	315	6	327	648	11.67
	8	KUW - Kuwait	291	12	413	716	10.78
	NR	HKG - Hong Kong, China	294	10	374	678	11.31
	NR	KAZ - Kazakhstan	285	13	315	613	10.96
	NR	KSA - Saudi Arabia	277	10	355	642	10.65
	NR	MDV - Maldives	229	5	336	570	9.54
	NR	MYA - Myanmar	315	7	371	693	11.67
	NR	PAK - Pakistan	276	4	295	575	13.14
	NR	TKM - Turkmenistan	267	9	359	635	10.68
	NR	TPE - Chinese Taipei	299	10	278	587	12.46
	<b>Tournament Totals</b>			4975	121	5439	10535

Non-Scoring Reception	Rk	Name	Excellents	Faults	Serve Receptions	Total Attempts	Succ %
	1	KOR - Republic of Korea	257	25	204	486	52.88
	2	IRI - Iran	194	21	199	414	46.86
	3	JPN - Japan	217	16	245	478	45.40
	4	QAT - Qatar	215	24	260	499	43.09
	5	IND - India	216	25	301	542	39.85
	6	CHN - China	178	27	256	461	38.61
	7	THA - Thailand	182	20	285	487	37.37
	8	KUW - Kuwait	181	29	318	528	34.28
	NR	HKG - Hong Kong, China	180	34	297	511	35.23
	NR	KAZ - Kazakhstan	164	29	248	441	37.19
	NR	KSA - Saudi Arabia	173	28	296	497	34.81
	NR	MDV - Maldives	103	39	320	462	22.29
	NR	MYA - Myanmar	148	23	351	522	28.35
	NR	PAK - Pakistan	176	29	221	426	41.31
	NR	TKM - Turkmenistan	107	33	330	470	22.77

Timing and Results provided by Tissot




## Teams Ranking by Skills

스킬별 팀 순위

As of FRI 3 OCT 2014 at 21:36

P6

Non-Scoring Reception	Rk	Name	Excellents	Faults	Serve Receptions	Total Attempts	Succ %
	NR	TPE - Chinese Taipei	174	26	247	447	38.93
	<b>Tournament Totals</b>		2865	428	4378	7671	37.35

### NOTES

Only teams advancing to the quarterfinals are ranked.

LEGEND									
Avg	Average	Eff%	Efficiency	NR	Not Ranked	Rk	Rank	Succ%	Success %

Timing and Results provided by Tissot





### Cumulative Statistics by Skills


스킬별 누적통계

CHN - China

AFTER 7 MATCHES

Scoring Spike	No	Name	Spikes	Faults	Shots	Total Attempts	Eff %
	3	YUAN Zhi	43	17	52	112	23.21
	4	ZHANG Chen	59	11	29	99	48.48
	6	LIANG Chunlong	13	6	6	25	28.00
	7	ZHONG Weijun	80	15	50	145	44.83
	8	CUI Jianjun	2	2	4	8	0.00
	11	GENG Xin	41	4	15	60	61.67
	13	KOU Zhichao	30	9	21	60	35.00
	14	XU Jingtao	12	2	9	23	43.48
	15	LI Runming	1	1	2	4	0.00
	16	REN Qi	-	-	-	-	0.00
	18	JI Daoshuai	8	3	15	26	19.23
	22	MAO Tianyi	1	-	-	1	100.00
	<b>Team Totals</b>			290	70	203	563

Scoring Block	No	Name	Kill Blocks	Faults	Rebounds	Total Attempts	Avg by Set
	3	YUAN Zhi	1	9	5	15	0.04
	4	ZHANG Chen	2	11	5	18	0.09
	6	LIANG Chunlong	7	22	17	46	0.30
	7	ZHONG Weijun	4	15	10	29	0.17
	8	CUI Jianjun	-	1	-	1	0.00
	11	GENG Xin	13	23	28	64	0.57
	13	KOU Zhichao	3	10	4	17	0.13
	14	XU Jingtao	9	24	14	47	0.39
	15	LI Runming	12	17	12	41	0.52
	16	REN Qi	-	-	1	1	0.00
	18	JI Daoshuai	1	1	3	5	0.04
	22	MAO Tianyi	1	1	2	4	0.04
	<b>Team Totals</b>			53	134	101	288

Scoring Service	No	Name	Aces	Faults	Serve Hits	Total Attempts	Avg by Set
	3	YUAN Zhi	5	12	34	51	0.22
	4	ZHANG Chen	6	3	73	82	0.26
	6	LIANG Chunlong	2	4	59	65	0.09
	7	ZHONG Weijun	3	14	60	77	0.13
	8	CUI Jianjun	1	1	6	8	0.04
	11	GENG Xin	2	4	67	73	0.09
	13	KOU Zhichao	6	17	37	60	0.26
	14	XU Jingtao	3	2	23	28	0.13
	15	LI Runming	4	13	39	56	0.17
	16	REN Qi	-	-	-	-	0.00
	18	JI Daoshuai	1	4	4	9	0.04
	22	MAO Tianyi	1	-	9	10	0.04
	<b>Team Totals</b>			34	74	411	519

<b>Team</b>	<b>Opponent Errors &amp; Team Faults</b>	146	4
-------------	--	-----	---







## Cumulative Statistics by Skills


스킬별 누적통계

CHN - China

AFTER 7 MATCHES

Non-Scoring Dig	No	Name	Digs	Faults	Receptions	Total Attempts	Avg by Set
	3	YUAN Zhi	-	5	34	39	0.00
	4	ZHANG Chen	3	5	16	24	0.13
	6	LIANG Chunlong	-	1	9	10	0.00
	7	ZHONG Weijun	-	10	25	35	0.00
	8	CUI Jianjun	-	1	5	6	0.00
	11	GENG Xin	-	8	8	16	0.00
	13	KOU Zhichao	2	2	8	12	0.09
	14	XU Jingtao	-	3	7	10	0.00
	15	LI Runming	3	14	31	48	0.13
	16	REN Qi	13	18	58	89	0.57
	18	JI Daoshuai	-	1	3	4	0.00
	22	MAO Tianyi	1	1	2	4	0.04
	<b>Team Totals</b>			22	69	206	297

Non-Scoring Set	No	Name	Running Sets	Faults	Still Sets	Total Attempts	Avg by Set
	3	YUAN Zhi	1	-	-	1	0.04
	4	ZHANG Chen	5	-	5	10	0.22
	6	LIANG Chunlong	3	1	7	11	0.13
	7	ZHONG Weijun	2	1	5	8	0.09
	8	CUI Jianjun	-	-	4	4	0.00
	11	GENG Xin	4	-	7	11	0.17
	13	KOU Zhichao	1	1	3	5	0.04
	14	XU Jingtao	2	-	-	2	0.09
	15	LI Runming	221	1	179	401	9.61
	16	REN Qi	6	1	18	25	0.26
	18	JI Daoshuai	-	-	-	-	0.00
	22	MAO Tianyi	30	-	37	67	1.30
	<b>Team Totals</b>			275	5	265	545

Non-Scoring Reception	No	Name	Excellents	Faults	Serve Receptions	Total Attempts	Succ %
	3	YUAN Zhi	1	1	2	4	25.00
	4	ZHANG Chen	59	4	76	139	42.45
	6	LIANG Chunlong	1	2	3	6	16.67
	7	ZHONG Weijun	41	4	66	111	36.94
	8	CUI Jianjun	11	-	9	20	55.00
	11	GENG Xin	1	-	3	4	25.00
	13	KOU Zhichao	-	-	-	-	0.00
	14	XU Jingtao	2	-	-	2	100.00
	15	LI Runming	1	-	-	1	100.00
	16	REN Qi	33	11	36	80	41.25
	18	JI Daoshuai	5	1	7	13	38.46
	22	MAO Tianyi	-	-	1	1	0.00
	<b>Team Totals</b>			155	23	203	381

LEGEND			
Avg	Eff%	Succ%	
Average	Efficiency	Success %	

Timing and Results provided by Tissot





### Cumulative Statistics by Skills


스킬별 누적통계

IND - India

AFTER 7 MATCHES

Scoring Spike	No	Name	Spikes	Faults	Shots	Total Attempts	Eff %	
	1	GOVINDARAJAN RAMAKRISHNAN Vaishnav	39	-	22	61	63.93	
	3	MANDEEP Singh	7	6	14	27	3.70	
	4	RANJIT Singh	-	1	3	4	0.00	
	6	CHARLES Jerome Vinith	6	6	9	21	0.00	
	10	KHOIWAL Dilip	4	2	3	9	22.22	
	12	NAVJIT Singh	32	8	22	62	38.71	
	13	PRABAGARAN	73	27	38	138	33.33	
	14	SIVASUBRAMANIAN Kanagaraj	-	-	-	-	0.00	
	16	MOHAN Ukkrapandian	8	-	5	13	61.54	
	17	GURINDER Singh	68	24	72	164	26.83	
	18	MANIDURAI Naveen Raja Jacob	58	22	41	121	29.75	
	19	KATARIYA Lavmeet	26	4	12	42	52.38	
	<b>Team Totals</b>			321	100	241	662	33.38

Scoring Block	No	Name	Kill Blocks	Faults	Rebounds	Total Attempts	Avg by Set	
	1	GOVINDARAJAN RAMAKRISHNAN Vaishnav	14	28	20	62	0.56	
	3	MANDEEP Singh	3	5	1	9	0.12	
	4	RANJIT Singh	2	12	6	20	0.08	
	6	CHARLES Jerome Vinith	-	2	1	3	0.00	
	10	KHOIWAL Dilip	-	-	-	-	0.00	
	12	NAVJIT Singh	12	30	23	65	0.48	
	13	PRABAGARAN	10	19	16	45	0.40	
	14	SIVASUBRAMANIAN Kanagaraj	-	-	1	1	0.00	
	16	MOHAN Ukkrapandian	2	14	10	26	0.08	
	17	GURINDER Singh	3	18	17	38	0.12	
	18	MANIDURAI Naveen Raja Jacob	6	12	15	33	0.24	
	19	KATARIYA Lavmeet	7	11	14	32	0.28	
	<b>Team Totals</b>			59	151	124	334	2.36

Scoring Service	No	Name	Aces	Faults	Serve Hits	Total Attempts	Avg by Set	
	1	GOVINDARAJAN RAMAKRISHNAN Vaishnav	1	2	64	67	0.04	
	3	MANDEEP Singh	-	3	16	19	0.00	
	4	RANJIT Singh	1	3	33	37	0.04	
	6	CHARLES Jerome Vinith	-	4	4	8	0.00	
	10	KHOIWAL Dilip	-	4	3	7	0.00	
	12	NAVJIT Singh	3	3	75	81	0.12	
	13	PRABAGARAN	4	7	88	99	0.16	
	14	SIVASUBRAMANIAN Kanagaraj	-	-	-	-	0.00	
	16	MOHAN Ukkrapandian	2	5	67	74	0.08	
	17	GURINDER Singh	3	9	64	76	0.12	
	18	MANIDURAI Naveen Raja Jacob	3	12	53	68	0.12	
	19	KATARIYA Lavmeet	2	1	22	25	0.08	
	<b>Team Totals</b>			19	53	489	561	0.76

<b>Team</b>	<b>Opponent Errors &amp; Team Faults</b>	160	2
-------------	--	-----	---





## Cumulative Statistics by Skills


스킬별 누적통계

IND - India

AFTER 7 MATCHES

Non-Scoring Dig	No	Name	Digs	Faults	Receptions	Total Attempts	Avg by Set
	1	GOVINDARAJAN RAMAKRISHNAN Vaishnav	-	6	6	12	0.00
	3	MANDEEP Singh	2	2	8	12	0.08
	4	RANJIT Singh	1	7	6	14	0.04
	6	CHARLES Jerome Vinith	-	1	2	3	0.00
	10	KHOIWAL Dilip	-	2	11	13	0.00
	12	NAVJIT Singh	1	4	12	17	0.04
	13	PRABAGARAN	2	13	42	57	0.08
	14	SIVASUBRAMANIAN Kanagaraj	11	31	67	109	0.44
	16	MOHAN Ukkrapandian	1	8	21	30	0.04
	17	GURINDER Singh	2	8	39	49	0.08
	18	MANIDURAI Naveen Raja Jacob	2	19	37	58	0.08
	19	KATARIYA Lavmeet	-	-	4	4	0.00
<b>Team Totals</b>			22	101	255	378	0.88

Non-Scoring Set	No	Name	Running Sets	Faults	Still Sets	Total Attempts	Avg by Set
	1	GOVINDARAJAN RAMAKRISHNAN Vaishnav	3	-	6	9	0.12
	3	MANDEEP Singh	-	-	3	3	0.00
	4	RANJIT Singh	91	2	105	198	3.64
	6	CHARLES Jerome Vinith	-	-	-	-	0.00
	10	KHOIWAL Dilip	-	-	1	1	0.00
	12	NAVJIT Singh	3	-	7	10	0.12
	13	PRABAGARAN	10	-	10	20	0.40
	14	SIVASUBRAMANIAN Kanagaraj	2	-	7	9	0.08
	16	MOHAN Ukkrapandian	190	2	177	369	7.60
	17	GURINDER Singh	1	-	4	5	0.04
	18	MANIDURAI Naveen Raja Jacob	-	-	5	5	0.00
	19	KATARIYA Lavmeet	2	-	4	6	0.08
<b>Team Totals</b>			302	4	329	635	12.08

Non-Scoring Reception	No	Name	Excellents	Faults	Serve Receptions	Total Attempts	Succ %
	1	GOVINDARAJAN RAMAKRISHNAN Vaishnav	-	-	1	1	0.00
	3	MANDEEP Singh	9	-	26	35	25.71
	4	RANJIT Singh	-	-	1	1	0.00
	6	CHARLES Jerome Vinith	-	-	-	-	0.00
	10	KHOIWAL Dilip	5	-	10	15	33.33
	12	NAVJIT Singh	1	-	1	2	50.00
	13	PRABAGARAN	71	5	73	149	47.65
	14	SIVASUBRAMANIAN Kanagaraj	50	11	55	116	43.10
	16	MOHAN Ukkrapandian	-	-	4	4	0.00
	17	GURINDER Singh	-	-	1	1	0.00
	18	MANIDURAI Naveen Raja Jacob	42	7	79	128	32.81
	19	KATARIYA Lavmeet	-	-	1	1	0.00
<b>Team Totals</b>			178	23	252	453	39.29

LEGEND			
Avg	Eff%	Succ%	
Average	Efficiency	Success %	

Timing and Results provided by Tissot





### Cumulative Statistics by Skills


스킬별 누적통계

JPN - Japan

AFTER 7 MATCHES

Scoring Spike	No	Name	Spikes	Faults	Shots	Total Attempts	Eff %	
	1	SHIMIZU Kunihiro	79	35	41	155	28.39	
	6	UCHIYAMA Shohei	-	-	2	2	0.00	
	7	KOSHIKAWA Yu	93	20	58	171	42.69	
	8	TSUBAKIYAMA Ryosuke	18	6	13	37	32.43	
	11	YANAGIDA Masahiro	4	-	1	5	80.00	
	12	YAMAUCHI Akihiro	22	4	11	37	48.65	
	13	FUKATSU Hideomi	2	1	-	3	33.33	
	14	ISHIKAWA Yuki	37	15	15	67	32.84	
	16	DEKITA Takashi	36	5	13	54	57.41	
	17	NAGANO Takeshi	-	-	-	-	0.00	
	18	YONEYAMA Yuta	33	12	29	74	28.38	
	19	FUSHIMI Yamato	5	1	3	9	44.44	
	<b>Team Totals</b>			329	99	186	614	37.46

Scoring Block	No	Name	Kill Blocks	Faults	Rebounds	Total Attempts	Avg by Set	
	1	SHIMIZU Kunihiro	6	11	12	29	0.24	
	6	UCHIYAMA Shohei	-	1	3	4	0.00	
	7	KOSHIKAWA Yu	6	29	16	51	0.24	
	8	TSUBAKIYAMA Ryosuke	2	3	5	10	0.08	
	11	YANAGIDA Masahiro	-	-	1	1	0.00	
	12	YAMAUCHI Akihiro	20	18	26	64	0.80	
	13	FUKATSU Hideomi	6	13	15	34	0.24	
	14	ISHIKAWA Yuki	3	7	3	13	0.12	
	16	DEKITA Takashi	11	19	23	53	0.44	
	17	NAGANO Takeshi	-	-	-	-	0.00	
	18	YONEYAMA Yuta	2	7	9	18	0.08	
	19	FUSHIMI Yamato	-	5	-	5	0.00	
	<b>Team Totals</b>			56	113	113	282	2.24

Scoring Service	No	Name	Aces	Faults	Serve Hits	Total Attempts	Avg by Set	
	1	SHIMIZU Kunihiro	4	15	49	68	0.16	
	6	UCHIYAMA Shohei	-	-	3	3	0.00	
	7	KOSHIKAWA Yu	21	21	67	109	0.84	
	8	TSUBAKIYAMA Ryosuke	1	3	15	19	0.04	
	11	YANAGIDA Masahiro	1	10	13	24	0.04	
	12	YAMAUCHI Akihiro	3	8	55	66	0.12	
	13	FUKATSU Hideomi	2	6	94	102	0.08	
	14	ISHIKAWA Yuki	7	14	33	54	0.28	
	16	DEKITA Takashi	2	3	73	78	0.08	
	17	NAGANO Takeshi	-	-	-	-	0.00	
	18	YONEYAMA Yuta	1	7	49	57	0.04	
	19	FUSHIMI Yamato	-	1	6	7	0.00	
	<b>Team Totals</b>			42	88	457	587	1.68

Team	Opponent Errors & Team Faults	171	2
------	-------------------------------	-----	---





## Cumulative Statistics by Skills


스킬별 누적통계

JPN - Japan

AFTER 7 MATCHES

Non-Scoring Dig	No	Name	Digs	Faults	Receptions	Total Attempts	Avg by Set
	1	SHIMIZU Kunihiro	2	7	26	35	0.08
	6	UCHIYAMA Shohei	-	-	2	2	0.00
	7	KOSHIKAWA Yu	6	14	37	57	0.24
	8	TSUBAKIYAMA Ryosuke	-	1	8	9	0.00
	11	YANAGIDA Masahiro	-	5	2	7	0.00
	12	YAMAUCHI Akihiro	-	2	7	9	0.00
	13	FUKATSU Hideomi	8	12	36	56	0.32
	14	ISHIKAWA Yuki	2	3	19	24	0.08
	16	DEKITA Takashi	2	5	11	18	0.08
	17	NAGANO Takeshi	10	16	70	96	0.40
	18	YONEYAMA Yuta	1	10	20	31	0.04
	19	FUSHIMI Yamato	-	-	1	1	0.00
	<b>Team Totals</b>			31	75	239	345

Non-Scoring Set	No	Name	Running Sets	Faults	Still Sets	Total Attempts	Avg by Set
	1	SHIMIZU Kunihiro	-	1	4	5	0.00
	6	UCHIYAMA Shohei	19	1	12	32	0.76
	7	KOSHIKAWA Yu	6	-	8	14	0.24
	8	TSUBAKIYAMA Ryosuke	1	-	1	2	0.04
	11	YANAGIDA Masahiro	-	-	-	-	0.00
	12	YAMAUCHI Akihiro	-	-	1	1	0.00
	13	FUKATSU Hideomi	275	1	214	490	11.00
	14	ISHIKAWA Yuki	4	1	1	6	0.16
	16	DEKITA Takashi	-	-	-	-	0.00
	17	NAGANO Takeshi	8	-	25	33	0.32
	18	YONEYAMA Yuta	7	-	12	19	0.28
	19	FUSHIMI Yamato	-	-	-	-	0.00
	<b>Team Totals</b>			320	4	278	602

Non-Scoring Reception	No	Name	Excellents	Faults	Serve Receptions	Total Attempts	Succ %
	1	SHIMIZU Kunihiro	-	-	-	-	0.00
	6	UCHIYAMA Shohei	-	-	-	-	0.00
	7	KOSHIKAWA Yu	25	2	32	59	42.37
	8	TSUBAKIYAMA Ryosuke	-	-	-	-	0.00
	11	YANAGIDA Masahiro	-	-	2	2	0.00
	12	YAMAUCHI Akihiro	-	-	3	3	0.00
	13	FUKATSU Hideomi	-	-	1	1	0.00
	14	ISHIKAWA Yuki	29	5	43	77	37.66
	16	DEKITA Takashi	-	-	1	1	0.00
	17	NAGANO Takeshi	76	3	46	125	60.80
	18	YONEYAMA Yuta	55	5	59	119	46.22
	19	FUSHIMI Yamato	-	-	-	-	0.00
	<b>Team Totals</b>			185	15	187	387

LEGEND			
Avg	Eff%	Succ%	
Average	Efficiency	Success %	

Timing and Results provided by Tissot





### Cumulative Statistics by Skills


스킬별 누적통계

QAT - Qatar

AFTER 7 MATCHES

Scoring Spike	No	Name	Spikes	Faults	Shots	Total Attempts	Eff %
	2	MOHAMED Jumah	35	9	38	82	31.71
	3	STEVANOVIC Milos	1	2	4	7	0.00
	4	RIBERO Renan	22	9	21	52	25.00
	5	SAAD Sulaiman	-	-	1	1	0.00
	6	CHIGBO John	53	10	27	90	47.78
	9	BAIRAMI Ali	9	3	5	17	35.29
	10	SADIKH Ndir	53	16	57	126	29.37
	11	DIAB Ahmad	5	2	5	12	25.00
	12	HAMMAD Mubarak	57	26	62	145	21.38
	15	ABUWATFA Mohammed	3	1	2	6	33.33
	16	IBRAHIM Ibrahim	32	6	24	62	41.94
	19	EBRAHIM Mohammed	3	-	2	5	60.00
	<b>Team Totals</b>			273	84	248	605

Scoring Block	No	Name	Kill Blocks	Faults	Rebounds	Total Attempts	Avg by Set
	2	MOHAMED Jumah	8	11	10	29	0.36
	3	STEVANOVIC Milos	6	6	10	22	0.27
	4	RIBERO Renan	7	7	8	22	0.32
	5	SAAD Sulaiman	-	-	-	-	0.00
	6	CHIGBO John	11	20	20	51	0.50
	9	BAIRAMI Ali	1	2	1	4	0.05
	10	SADIKH Ndir	6	11	17	34	0.27
	11	DIAB Ahmad	2	7	7	16	0.09
	12	HAMMAD Mubarak	14	23	13	50	0.64
	15	ABUWATFA Mohammed	1	6	1	8	0.05
	16	IBRAHIM Ibrahim	22	28	9	59	1.00
	19	EBRAHIM Mohammed	-	-	-	-	0.00
	<b>Team Totals</b>			78	121	96	295

Scoring Service	No	Name	Aces	Faults	Serve Hits	Total Attempts	Avg by Set
	2	MOHAMED Jumah	2	8	52	62	0.09
	3	STEVANOVIC Milos	7	13	55	75	0.32
	4	RIBERO Renan	-	-	37	37	0.00
	5	SAAD Sulaiman	-	-	-	-	0.00
	6	CHIGBO John	3	5	85	93	0.14
	9	BAIRAMI Ali	1	4	23	28	0.05
	10	SADIKH Ndir	1	7	41	49	0.05
	11	DIAB Ahmad	-	1	7	8	0.00
	12	HAMMAD Mubarak	5	8	46	59	0.23
	15	ABUWATFA Mohammed	2	6	25	33	0.09
	16	IBRAHIM Ibrahim	5	12	45	62	0.23
	19	EBRAHIM Mohammed	-	1	1	2	0.00
	<b>Team Totals</b>			26	65	417	508

Team	Opponent Errors & Team Faults	134	4
------	-------------------------------	-----	---





## Cumulative Statistics by Skills


스킬별 누적통계

QAT - Qatar

AFTER 7 MATCHES

Non-Scoring Dig	No	Name	Digs	Faults	Receptions	Total Attempts	Avg by Set
	2	MOHAMED Jumah	9	9	28	46	0.41
	3	STEVANOVIC Milos	4	10	31	45	0.18
	4	RIBERO Renan	3	4	15	22	0.14
	5	SAAD Sulaiman	25	28	39	92	1.14
	6	CHIGBO John	4	3	12	19	0.18
	9	BAIRAMI Ali	1	5	5	11	0.05
	10	SADIKH Ndir	1	7	33	41	0.05
	11	DIAB Ahmad	-	1	2	3	0.00
	12	HAMMAD Mubarak	3	6	17	26	0.14
	15	ABUWATFA Mohammed	1	6	16	23	0.05
	16	IBRAHIM Ibrahim	1	5	12	18	0.05
	19	EBRAHIM Mohammed	-	1	-	1	0.00
	<b>Team Totals</b>			52	85	210	347

Non-Scoring Set	No	Name	Running Sets	Faults	Still Sets	Total Attempts	Avg by Set
	2	MOHAMED Jumah	1	-	9	10	0.05
	3	STEVANOVIC Milos	176	5	195	376	8.00
	4	RIBERO Renan	1	1	3	5	0.05
	5	SAAD Sulaiman	16	-	31	47	0.73
	6	CHIGBO John	1	-	5	6	0.05
	9	BAIRAMI Ali	1	-	1	2	0.05
	10	SADIKH Ndir	3	-	8	11	0.14
	11	DIAB Ahmad	-	-	1	1	0.00
	12	HAMMAD Mubarak	-	-	3	3	0.00
	15	ABUWATFA Mohammed	57	3	62	122	2.59
	16	IBRAHIM Ibrahim	2	-	4	6	0.09
	19	EBRAHIM Mohammed	-	-	-	-	0.00
	<b>Team Totals</b>			258	9	322	589

Non-Scoring Reception	No	Name	Excellents	Faults	Serve Receptions	Total Attempts	Succ %
	2	MOHAMED Jumah	37	3	54	94	39.36
	3	STEVANOVIC Milos	-	1	1	2	0.00
	4	RIBERO Renan	26	1	27	54	48.15
	5	SAAD Sulaiman	87	7	56	150	58.00
	6	CHIGBO John	-	-	1	1	0.00
	9	BAIRAMI Ali	4	2	14	20	20.00
	10	SADIKH Ndir	21	4	59	84	25.00
	11	DIAB Ahmad	-	-	-	-	0.00
	12	HAMMAD Mubarak	-	-	-	-	0.00
	15	ABUWATFA Mohammed	-	-	-	-	0.00
	16	IBRAHIM Ibrahim	-	-	2	2	0.00
	19	EBRAHIM Mohammed	-	-	-	-	0.00
	<b>Team Totals</b>			175	18	214	407

LEGEND			
Avg	Average	Eff%	Efficiency
Succ%	Success %		

Timing and Results provided by Tissot





## Cumulative Statistics by Skills


스킬별 누적통계

IRI - Iran

AFTER 8 MATCHES

Scoring Spike	No	Name	Spikes	Faults	Shots	Total Attempts	Eff %	
	1	MAHMOUDI KHATOUNABADI Shahram	104	29	57	190	39.47	
	2	EBADIPOUR GHARAHASSANLOU Milad	54	20	29	103	33.01	
	4	MAROUFLAKRANI Mirsaeid	14	4	8	26	38.46	
	5	GHAEMI Farhad	35	10	21	66	37.88	
	6	MOUSAVI ERAGHI Seyed Mohammad	38	5	8	51	64.71	
	7	FAYAZI DAMNABI Pourya	28	6	19	53	41.51	
	8	ZARIF AHANGARAN VARZANDEH Farhad	-	1	-	1	0.00	
	9	GHOLAMI Adel	29	3	10	42	61.90	
	10	GHAFOUR Amir	25	2	12	39	58.97	
	12	MIRZAJANPOURMOUZIRAJI Mojtaba	28	9	13	50	38.00	
	13	MAHDAVI Mehdi	7	1	2	10	60.00	
	15	TASHAKORI Armin	13	3	8	24	41.67	
	<b>Team Totals</b>			375	93	187	655	43.05

Scoring Block	No	Name	Kill Blocks	Faults	Rebounds	Total Attempts	Avg by Set	
	1	MAHMOUDI KHATOUNABADI Shahram	8	15	20	43	0.31	
	2	EBADIPOUR GHARAHASSANLOU Milad	4	13	6	23	0.15	
	4	MAROUFLAKRANI Mirsaeid	2	3	6	11	0.08	
	5	GHAEMI Farhad	4	21	7	32	0.15	
	6	MOUSAVI ERAGHI Seyed Mohammad	14	17	10	41	0.54	
	7	FAYAZI DAMNABI Pourya	2	5	8	15	0.08	
	8	ZARIF AHANGARAN VARZANDEH Farhad	-	-	-	-	0.00	
	9	GHOLAMI Adel	10	26	20	56	0.38	
	10	GHAFOUR Amir	6	7	6	19	0.23	
	12	MIRZAJANPOURMOUZIRAJI Mojtaba	-	13	4	17	0.00	
	13	MAHDAVI Mehdi	4	8	3	15	0.15	
	15	TASHAKORI Armin	4	14	14	32	0.15	
	<b>Team Totals</b>			58	142	104	304	2.23

Scoring Service	No	Name	Aces	Faults	Serve Hits	Total Attempts	Avg by Set	
	1	MAHMOUDI KHATOUNABADI Shahram	4	8	59	71	0.15	
	2	EBADIPOUR GHARAHASSANLOU Milad	5	12	43	60	0.19	
	4	MAROUFLAKRANI Mirsaeid	1	8	66	75	0.04	
	5	GHAEMI Farhad	10	12	67	89	0.38	
	6	MOUSAVI ERAGHI Seyed Mohammad	5	3	39	47	0.19	
	7	FAYAZI DAMNABI Pourya	5	11	12	28	0.19	
	8	ZARIF AHANGARAN VARZANDEH Farhad	-	-	-	-	0.00	
	9	GHOLAMI Adel	6	12	70	88	0.23	
	10	GHAFOUR Amir	5	6	21	32	0.19	
	12	MIRZAJANPOURMOUZIRAJI Mojtaba	1	6	27	34	0.04	
	13	MAHDAVI Mehdi	2	1	60	63	0.08	
	15	TASHAKORI Armin	4	7	34	45	0.15	
	<b>Team Totals</b>			48	86	498	632	1.85

<b>Team</b>	<b>Opponent Errors &amp; Team Faults</b>	168	4
-------------	--	-----	---







## Cumulative Statistics by Skills


스킬별 누적통계

IRI - Iran

AFTER 8 MATCHES

Non-Scoring Dig	No	Name	Digs	Faults	Receptions	Total Attempts	Avg by Set	
	1	MAHMOUDI KHATOUNABADI Shahram	-	7	28	35	0.00	
	2	EBADIPOUR GHARAHASSANLOU Milad	4	10	25	39	0.15	
	4	MAROUFLAKRANI Mirsaeid	2	9	26	37	0.08	
	5	GHAEMI Farhad	3	5	34	42	0.12	
	6	MOUSAVI ERAGHI Seyed Mohammad	1	5	6	12	0.04	
	7	FAYAZI DAMNABI Pourya	2	4	16	22	0.08	
	8	ZARIF AHANGARAN VARZANDEH Farhad	13	18	59	90	0.50	
	9	GHOLAMI Adel	1	2	14	17	0.04	
	10	GHAFOUR Amir	1	3	9	13	0.04	
	12	MIRZAJANPOURMOUZIRAJI Mojtaba	-	3	14	17	0.00	
	13	MAHDAVI Mehdi	2	4	16	22	0.08	
	15	TASHAKORI Armin	-	2	5	7	0.00	
	<b>Team Totals</b>			29	72	252	353	1.12

Non-Scoring Set	No	Name	Running Sets	Faults	Still Sets	Total Attempts	Avg by Set	
	1	MAHMOUDI KHATOUNABADI Shahram	1	-	5	6	0.04	
	2	EBADIPOUR GHARAHASSANLOU Milad	2	-	4	6	0.08	
	4	MAROUFLAKRANI Mirsaeid	188	1	108	297	7.23	
	5	GHAEMI Farhad	4	-	8	12	0.15	
	6	MOUSAVI ERAGHI Seyed Mohammad	1	-	5	6	0.04	
	7	FAYAZI DAMNABI Pourya	3	-	8	11	0.12	
	8	ZARIF AHANGARAN VARZANDEH Farhad	8	-	26	34	0.31	
	9	GHOLAMI Adel	-	-	11	11	0.00	
	10	GHAFOUR Amir	5	-	2	7	0.19	
	12	MIRZAJANPOURMOUZIRAJI Mojtaba	-	-	1	1	0.00	
	13	MAHDAVI Mehdi	122	1	90	213	4.69	
	15	TASHAKORI Armin	2	-	2	4	0.08	
	<b>Team Totals</b>			336	2	270	608	12.92

Non-Scoring Reception	No	Name	Excellents	Faults	Serve Receptions	Total Attempts	Succ %	
	1	MAHMOUDI KHATOUNABADI Shahram	-	1	-	1	0.00	
	2	EBADIPOUR GHARAHASSANLOU Milad	47	4	59	110	42.73	
	4	MAROUFLAKRANI Mirsaeid	-	-	1	1	0.00	
	5	GHAEMI Farhad	57	5	49	111	51.35	
	6	MOUSAVI ERAGHI Seyed Mohammad	-	-	1	1	0.00	
	7	FAYAZI DAMNABI Pourya	16	1	28	45	35.56	
	8	ZARIF AHANGARAN VARZANDEH Farhad	68	5	46	119	57.14	
	9	GHOLAMI Adel	1	1	3	5	20.00	
	10	GHAFOUR Amir	-	-	-	-	0.00	
	12	MIRZAJANPOURMOUZIRAJI Mojtaba	5	3	12	20	25.00	
	13	MAHDAVI Mehdi	-	-	-	-	0.00	
	15	TASHAKORI Armin	-	1	-	1	0.00	
	<b>Team Totals</b>			194	21	199	414	46.86

LEGEND			
Avg	Eff%	Succ%	
Average	Efficiency	Success %	

Timing and Results provided by Tissot





### Cumulative Statistics by Skills


스킬별 누적통계

KOR - Republic of Korea

AFTER 8 MATCHES

Scoring Spike	No	Name	Spikes	Faults	Shots	Total Attempts	Eff %	
	1	SONG Myunggeun	17	6	6	29	37.93	
	2	HAN Sunsoo	-	1	2	3	0.00	
	4	SHIN Yungsuk	37	10	15	62	43.55	
	6	LEE Mingyu	-	-	1	1	0.00	
	8	PARK Sangha	40	7	17	64	51.56	
	9	KWAK Seungsuk	62	17	36	115	39.13	
	10	BU Yongchan	-	-	-	-	0.00	
	11	CHOI Minho	20	4	4	28	57.14	
	12	JEON Kwangin	96	37	27	160	36.88	
	13	PARK Chulwoo	65	35	28	128	23.44	
	17	SEO Jaeduck	45	27	31	103	17.48	
	19	JEONG Minsu	-	-	-	-	0.00	
	<b>Team Totals</b>			<b>382</b>	<b>144</b>	<b>167</b>	<b>693</b>	<b>34.34</b>

Scoring Block	No	Name	Kill Blocks	Faults	Rebounds	Total Attempts	Avg by Set	
	1	SONG Myunggeun	1	-	1	2	0.04	
	2	HAN Sunsoo	5	13	11	29	0.18	
	4	SHIN Yungsuk	7	18	28	53	0.25	
	6	LEE Mingyu	2	2	3	7	0.07	
	8	PARK Sangha	12	19	20	51	0.43	
	9	KWAK Seungsuk	7	11	10	28	0.25	
	10	BU Yongchan	-	-	-	-	0.00	
	11	CHOI Minho	11	10	6	27	0.39	
	12	JEON Kwangin	8	21	11	40	0.29	
	13	PARK Chulwoo	6	15	12	33	0.21	
	17	SEO Jaeduck	3	8	5	16	0.11	
	19	JEONG Minsu	-	-	-	-	0.00	
	<b>Team Totals</b>			<b>62</b>	<b>117</b>	<b>107</b>	<b>286</b>	<b>2.21</b>

Scoring Service	No	Name	Aces	Faults	Serve Hits	Total Attempts	Avg by Set	
	1	SONG Myunggeun	-	7	11	18	0.00	
	2	HAN Sunsoo	4	13	76	93	0.14	
	4	SHIN Yungsuk	7	6	78	91	0.25	
	6	LEE Mingyu	1	2	23	26	0.04	
	8	PARK Sangha	2	8	88	98	0.07	
	9	KWAK Seungsuk	3	25	74	102	0.11	
	10	BU Yongchan	-	-	-	-	0.00	
	11	CHOI Minho	1	7	56	64	0.04	
	12	JEON Kwangin	7	24	42	73	0.25	
	13	PARK Chulwoo	2	16	28	46	0.07	
	17	SEO Jaeduck	2	14	36	52	0.07	
	19	JEONG Minsu	-	-	-	-	0.00	
	<b>Team Totals</b>			<b>29</b>	<b>122</b>	<b>512</b>	<b>663</b>	<b>1.04</b>

<b>Team</b>	<b>Opponent Errors &amp; Team Faults</b>	<b>193</b>	<b>3</b>
-------------	--	------------	----------





## Cumulative Statistics by Skills


스킬별 누적통계

KOR - Republic of Korea

AFTER 8 MATCHES

Non-Scoring Dig	No	Name	Digs	Faults	Receptions	Total Attempts	Avg by Set	
	1	SONG Myunggeun	-	4	3	7	0.00	
	2	HAN Sunsoo	11	11	18	40	0.39	
	4	SHIN Yungsuk	2	4	13	19	0.07	
	6	LEE Mingyu	1	3	3	7	0.04	
	8	PARK Sangha	3	3	9	15	0.11	
	9	KWAK Seungsuk	4	16	40	60	0.14	
	10	BU Yongchan	20	21	19	60	0.71	
	11	CHOI Minho	3	3	4	10	0.11	
	12	JEON Kwangin	13	5	34	52	0.46	
	13	PARK Chulwoo	6	6	14	26	0.21	
	17	SEO Jaeduck	6	5	15	26	0.21	
	19	JEONG Minsu	2	6	17	25	0.07	
	<b>Team Totals</b>			71	87	189	347	2.54

Non-Scoring Set	No	Name	Running Sets	Faults	Still Sets	Total Attempts	Avg by Set	
	1	SONG Myunggeun	1	-	2	3	0.04	
	2	HAN Sunsoo	301	2	215	518	10.75	
	4	SHIN Yungsuk	5	-	5	10	0.18	
	6	LEE Mingyu	33	1	33	67	1.18	
	8	PARK Sangha	3	1	8	12	0.11	
	9	KWAK Seungsuk	5	-	12	17	0.18	
	10	BU Yongchan	6	-	8	14	0.21	
	11	CHOI Minho	1	-	2	3	0.04	
	12	JEON Kwangin	3	-	6	9	0.11	
	13	PARK Chulwoo	3	-	4	7	0.11	
	17	SEO Jaeduck	6	-	1	7	0.21	
	19	JEONG Minsu	4	-	9	13	0.14	
	<b>Team Totals</b>			371	4	305	680	13.25

Non-Scoring Reception	No	Name	Excellents	Faults	Serve Receptions	Total Attempts	Succ %	
	1	SONG Myunggeun	4	1	2	7	57.14	
	2	HAN Sunsoo	-	2	2	4	0.00	
	4	SHIN Yungsuk	4	-	3	7	57.14	
	6	LEE Mingyu	-	-	-	-	0.00	
	8	PARK Sangha	3	-	2	5	60.00	
	9	KWAK Seungsuk	135	9	136	280	48.21	
	10	BU Yongchan	5	-	-	5	100.00	
	11	CHOI Minho	1	-	1	2	50.00	
	12	JEON Kwangin	29	3	18	50	58.00	
	13	PARK Chulwoo	-	-	-	-	0.00	
	17	SEO Jaeduck	2	-	5	7	28.57	
	19	JEONG Minsu	74	10	35	119	62.18	
	<b>Team Totals</b>			257	25	204	486	52.88

LEGEND			
Avg	Eff%	Succ%	
Average	Efficiency	Success %	

Timing and Results provided by Tissot




### Cumulative Statistics by Skills


스킬별 누적통계

KUW - Kuwait

AFTER 8 MATCHES

Scoring Spike	No	Name	Spikes	Faults	Shots	Total Attempts	Eff %	
	1	MANSOUR Abdullah	86	33	74	193	27.46	
	2	BAHAROH Mousa	-	-	-	-	0.00	
	4	ALKHAREEF Abdulaziz	2	3	2	7	0.00	
	5	SAYAH Ali	-	-	-	-	0.00	
	6	ABDULMAJIEID Sultan	66	38	77	181	15.47	
	7	ALSALIM Amer	38	17	32	87	24.14	
	11	ALBANNA Mohammad	24	5	20	49	38.78	
	13	DASHTI Naser	-	-	1	1	0.00	
	14	ALI Abdullah	-	-	-	-	0.00	
	15	ALKAZIMI Zaid	3	1	5	9	22.22	
	17	ALOTAIBI Abdulrahman	85	36	76	197	24.87	
	18	SALEEM Abdulaziz	-	-	-	-	0.00	
	<b>Team Totals</b>			304	133	287	724	23.62

Scoring Block	No	Name	Kill Blocks	Faults	Rebounds	Total Attempts	Avg by Set	
	1	MANSOUR Abdullah	7	24	17	48	0.26	
	2	BAHAROH Mousa	-	1	-	1	0.00	
	4	ALKHAREEF Abdulaziz	-	1	-	1	0.00	
	5	SAYAH Ali	-	-	-	-	0.00	
	6	ABDULMAJIEID Sultan	9	18	20	47	0.33	
	7	ALSALIM Amer	24	45	41	110	0.89	
	11	ALBANNA Mohammad	9	34	23	66	0.33	
	13	DASHTI Naser	-	1	2	3	0.00	
	14	ALI Abdullah	-	-	-	-	0.00	
	15	ALKAZIMI Zaid	-	8	10	18	0.00	
	17	ALOTAIBI Abdulrahman	4	21	11	36	0.15	
	18	SALEEM Abdulaziz	-	-	-	-	0.00	
	<b>Team Totals</b>			53	153	124	330	1.96

Scoring Service	No	Name	Aces	Faults	Serve Hits	Total Attempts	Avg by Set	
	1	MANSOUR Abdullah	4	9	98	111	0.15	
	2	BAHAROH Mousa	-	2	3	5	0.00	
	4	ALKHAREEF Abdulaziz	-	-	4	4	0.00	
	5	SAYAH Ali	-	-	-	-	0.00	
	6	ABDULMAJIEID Sultan	2	12	78	92	0.07	
	7	ALSALIM Amer	8	6	75	89	0.30	
	11	ALBANNA Mohammad	5	27	44	76	0.19	
	13	DASHTI Naser	-	-	1	1	0.00	
	14	ALI Abdullah	-	1	1	2	0.00	
	15	ALKAZIMI Zaid	2	7	82	91	0.07	
	17	ALOTAIBI Abdulrahman	3	10	63	76	0.11	
	18	SALEEM Abdulaziz	-	-	-	-	0.00	
	<b>Team Totals</b>			24	74	449	547	0.89

<b>Team</b>	<b>Opponent Errors &amp; Team Faults</b>	161	6
-------------	--	-----	---





### Cumulative Statistics by Skills


스킬별 누적통계

KUW - Kuwait

AFTER 8 MATCHES

Non-Scoring Dig	No	Name	Digs	Faults	Receptions	Total Attempts	Avg by Set	
	1	MANSOUR Abdullah	4	13	38	55	0.15	
	2	BAHAROH Mousa	-	1	1	2	0.00	
	4	ALKHAREEF Abdulaziz	-	1	4	5	0.00	
	5	SAYAH Ali	-	4	2	6	0.00	
	6	ABDULMAJIIID Sultan	6	8	43	57	0.22	
	7	ALSALIM Amer	-	6	19	25	0.00	
	11	ALBANNA Mohammad	-	3	14	17	0.00	
	13	DASHTI Naser	-	-	1	1	0.00	
	14	ALI Abdullah	-	4	4	8	0.00	
	15	ALKAZIMI Zaid	-	13	38	51	0.00	
	17	ALOTAIBI Abdulrahman	2	14	44	60	0.07	
	18	SALEEM Abdulaziz	9	29	70	108	0.33	
	<b>Team Totals</b>			21	96	278	395	0.78

Non-Scoring Set	No	Name	Running Sets	Faults	Still Sets	Total Attempts	Avg by Set	
	1	MANSOUR Abdullah	10	1	11	22	0.37	
	2	BAHAROH Mousa	17	-	24	41	0.63	
	4	ALKHAREEF Abdulaziz	-	-	1	1	0.00	
	5	SAYAH Ali	-	-	-	-	0.00	
	6	ABDULMAJIIID Sultan	1	3	10	14	0.04	
	7	ALSALIM Amer	4	-	16	20	0.15	
	11	ALBANNA Mohammad	6	-	11	17	0.22	
	13	DASHTI Naser	-	-	1	1	0.00	
	14	ALI Abdullah	-	-	-	-	0.00	
	15	ALKAZIMI Zaid	236	8	304	548	8.74	
	17	ALOTAIBI Abdulrahman	4	-	12	16	0.15	
	18	SALEEM Abdulaziz	13	-	23	36	0.48	
	<b>Team Totals</b>			291	12	413	716	10.78

Non-Scoring Reception	No	Name	Excellents	Faults	Serve Receptions	Total Attempts	Succ %	
	1	MANSOUR Abdullah	53	10	130	193	27.46	
	2	BAHAROH Mousa	-	-	-	-	0.00	
	4	ALKHAREEF Abdulaziz	5	1	9	15	33.33	
	5	SAYAH Ali	3	-	4	7	42.86	
	6	ABDULMAJIIID Sultan	-	-	1	1	0.00	
	7	ALSALIM Amer	1	1	7	9	11.11	
	11	ALBANNA Mohammad	1	-	4	5	20.00	
	13	DASHTI Naser	-	-	-	-	0.00	
	14	ALI Abdullah	7	2	12	21	33.33	
	15	ALKAZIMI Zaid	1	-	2	3	33.33	
	17	ALOTAIBI Abdulrahman	57	13	86	156	36.54	
	18	SALEEM Abdulaziz	53	2	63	118	44.92	
	<b>Team Totals</b>			181	29	318	528	34.28

LEGEND			
Avg	Eff%	Succ%	
Average	Efficiency	Success %	

Timing and Results provided by Tissot





### Cumulative Statistics by Skills


스킬별 누적통계

THA - Thailand

AFTER 8 MATCHES

Scoring Spike	No	Name	Spikes	Faults	Shots	Total Attempts	Eff %	
	1	RAKSAKAEW Jirayu	113	44	77	234	29.49	
	2	VAENPRADAB Montri	8	1	7	16	43.75	
	3	NANBOON Kon	-	2	3	5	0.00	
	7	SILAPASRON Kanit	4	3	-	7	14.29	
	9	SRI UTTHAWONG Kittikun	97	31	53	181	36.46	
	10	NAMKHUNTHOD Kittinon	35	9	15	59	44.07	
	12	WATTANA Yossapol	3	-	1	4	75.00	
	13	SUKSALA Wutthichai	5	2	1	8	37.50	
	14	SOMKANE Kitsada	90	25	40	155	41.94	
	16	NAKPRASONG Teerasak	16	2	7	25	56.00	
	17	CHAROENSUK Saranchit	7	2	5	14	35.71	
	18	PHUANGLIB Montri	-	-	-	-	0.00	
	<b>Team Totals</b>			378	121	209	708	36.30

Scoring Block	No	Name	Kill Blocks	Faults	Rebounds	Total Attempts	Avg by Set	
	1	RAKSAKAEW Jirayu	11	15	13	39	0.41	
	2	VAENPRADAB Montri	2	8	11	21	0.07	
	3	NANBOON Kon	-	-	1	1	0.00	
	7	SILAPASRON Kanit	1	1	-	2	0.04	
	9	SRI UTTHAWONG Kittikun	9	17	15	41	0.33	
	10	NAMKHUNTHOD Kittinon	15	28	29	72	0.56	
	12	WATTANA Yossapol	-	-	-	-	0.00	
	13	SUKSALA Wutthichai	2	3	1	6	0.07	
	14	SOMKANE Kitsada	2	21	11	34	0.07	
	16	NAKPRASONG Teerasak	3	25	13	41	0.11	
	17	CHAROENSUK Saranchit	1	19	7	27	0.04	
	18	PHUANGLIB Montri	-	-	1	1	0.00	
	<b>Team Totals</b>			46	137	102	285	1.70

Scoring Service	No	Name	Aces	Faults	Serve Hits	Total Attempts	Avg by Set	
	1	RAKSAKAEW Jirayu	5	28	52	85	0.19	
	2	VAENPRADAB Montri	-	5	32	37	0.00	
	3	NANBOON Kon	-	2	3	5	0.00	
	7	SILAPASRON Kanit	-	3	4	7	0.00	
	9	SRI UTTHAWONG Kittikun	3	11	82	96	0.11	
	10	NAMKHUNTHOD Kittinon	4	8	75	87	0.15	
	12	WATTANA Yossapol	-	2	18	20	0.00	
	13	SUKSALA Wutthichai	1	2	1	4	0.04	
	14	SOMKANE Kitsada	9	33	62	104	0.33	
	16	NAKPRASONG Teerasak	5	6	65	76	0.19	
	17	CHAROENSUK Saranchit	2	5	84	91	0.07	
	18	PHUANGLIB Montri	-	-	-	-	0.00	
	<b>Team Totals</b>			29	105	478	612	1.07

Team	Opponent Errors & Team Faults	161	6
------	-------------------------------	-----	---





### Cumulative Statistics by Skills


스킬별 누적통계

THA - Thailand

AFTER 8 MATCHES

Non-Scoring Dig	No	Name	Digs	Faults	Receptions	Total Attempts	Avg by Set	
	1	RAKSAKAEW Jirayu	2	10	28	40	0.07	
	2	VAENPRADAB Montri	-	2	6	8	0.00	
	3	NANBOON Kon	-	-	-	-	0.00	
	7	SILAPASRON Kanit	-	2	-	2	0.00	
	9	SRI UTTHAWONG Kittikun	1	6	36	43	0.04	
	10	NAMKHUNTHOD Kittinon	1	4	19	24	0.04	
	12	WATTANA Yossapol	-	2	4	6	0.00	
	13	SUKSALA Wutthichai	-	-	1	1	0.00	
	14	SOMKANE Kitsada	7	11	42	60	0.26	
	16	NAKPRASONG Teerasak	-	7	18	25	0.00	
	17	CHAROENSUK Saranchit	4	14	39	57	0.15	
	18	PHUANGLIB Montri	9	23	74	106	0.33	
	<b>Team Totals</b>			24	81	267	372	0.89

Non-Scoring Set	No	Name	Running Sets	Faults	Still Sets	Total Attempts	Avg by Set	
	1	RAKSAKAEW Jirayu	1	-	2	3	0.04	
	2	VAENPRADAB Montri	2	-	4	6	0.07	
	3	NANBOON Kon	-	-	1	1	0.00	
	7	SILAPASRON Kanit	-	-	-	-	0.00	
	9	SRI UTTHAWONG Kittikun	2	1	6	9	0.07	
	10	NAMKHUNTHOD Kittinon	7	-	4	11	0.26	
	12	WATTANA Yossapol	36	1	34	71	1.33	
	13	SUKSALA Wutthichai	-	-	1	1	0.00	
	14	SOMKANE Kitsada	5	-	6	11	0.19	
	16	NAKPRASONG Teerasak	6	-	6	12	0.22	
	17	CHAROENSUK Saranchit	283	5	234	522	10.48	
	18	PHUANGLIB Montri	11	1	23	35	0.41	
	<b>Team Totals</b>			353	8	321	682	13.07

Non-Scoring Reception	No	Name	Excellents	Faults	Serve Receptions	Total Attempts	Succ %	
	1	RAKSAKAEW Jirayu	1	1	1	3	33.33	
	2	VAENPRADAB Montri	4	-	-	4	100.00	
	3	NANBOON Kon	1	-	9	10	10.00	
	7	SILAPASRON Kanit	-	-	-	-	0.00	
	9	SRI UTTHAWONG Kittikun	28	8	77	113	24.78	
	10	NAMKHUNTHOD Kittinon	1	1	-	2	50.00	
	12	WATTANA Yossapol	-	-	-	-	0.00	
	13	SUKSALA Wutthichai	-	-	-	-	0.00	
	14	SOMKANE Kitsada	96	6	134	236	40.68	
	16	NAKPRASONG Teerasak	1	-	2	3	33.33	
	17	CHAROENSUK Saranchit	-	-	1	1	0.00	
	18	PHUANGLIB Montri	50	4	61	115	43.48	
	<b>Team Totals</b>			182	20	285	487	37.37

LEGEND			
Avg	Eff%	Succ%	
Average	Efficiency	Success %	

Timing and Results provided by Tissot