

DAILY BULLETIN

No.9



25 April 2014



P-2 VOLLEYBALL • Match result

Asian Women's Club Volleyball Championship Final (Places 7-8)



Match: 31 **Date:** 25/04/2014 **Spectators:** 600
City: Nakhonpathom
Hall: Nakhonpathom Gym.
Match duration: Start: 9:00 End: 10:44 Total: 1:44

Teams	Sets	1	2	3	4	5	Total
PHI	1	22	16	25	20		83
IRI	3	25	25	18	25		93
Set duration		0:23	0:22	0:25	0:25		1:35

Referees: Montree B. (THA) & Omirzak Nurzhan (KAZ)

PHI • PLDT		1	2	3	4	5	Pts
3	MISAO TANYAMA	■	■	■	■		5
5	BALSE MARY JEAN		■	■			
8	BELL MACKENZIE REGLA MARITZA	■	■	■	■		19
9	GONZAGA JOVELYN	■	■	■	■		6
11	ARGARIN ARRIANE MEI		□	□	□		
12 L	PANTONE LIZLEE ANN	L	L	L	L		
13	DAQUIS RACHEL ANNE	■	■				3
14	TABAQUERO MARIA ANGELI			■	■		6
15	TUBINO HONEY ROYSE	■	■	■	■		7
16	ROCES SUZANNE		□	□	□		2
18 L	DIONELA ANGELOUQUE					L	
19	SANTIAGO ALYJA DAPHNE	■	□	□	■		13

Coach: SINFONIO ACAYLAY
Assistant: RICO DE GUZMAN

IRI • Martin Varamin		1	2	3	4	5	Pts
1	KHAJEHKOLAEI MAHDIYEH	■	■	■	■		10
2	AMINI FATEMEH			□			
4	ALIKHANI SHABNAM	■	■	■	■		3
6	SHEIKHI FARNOOSH	■	■	■	■		20
7	SAFARI SHEKOUFEH	■	■	■	■		4
8	VAHEDI SANAZ						
10	BORHANIE MAEDEH	■	■	■	■		20
11	BABOLIAN FARANAK			□			
14	ABEDIANRIZI NAJMEH			□	□		
16	DARGAZNI TAHMINEH						
17 L	HOJATI NILOOFAR	L	L	L	L		
18	SABERI MAHSA	■	■	■	■		10

Coach: SEDIGHI Sima
Assistant: SHABANKHAMSEH F.

TEAMS AND PLAYERS PERFORMANCES

Won Pts	Total Atts	No Name	Scoring Skills	Won Pts	Total Atts	No Name
51	167	Total Team		52	143	Total Team
17	62	8 BELL MACKENZIE REGLA	Spike	18	50	10 BORHANIE MAEDEH
9	20	19 SANTIAGO ALYJA		15	25	6 SHEIKHI FARNOOSH
7	23	15 TUBINO HONEY ROYSE		9	28	18 SABERI MAHSA
2	60	Total Team	Block	12	78	Total Team
1	10	9 GONZAGA JOVELYN		5	23	6 SHEIKHI FARNOOSH
1	10	19 SANTIAGO ALYJA		3	31	7 SAFARI SHEKOUFEH
8	84	Total Team	Serve	2	7	10 BORHANIE MAEDEH
3	20	3 MISAO TANYAMA		3	92	Total Team
3	18	19 SANTIAGO ALYJA		2	14	1 KHAJEHKOLAEI
2	15	8 BELL MACKENZIE REGLA	1	22	18 SABERI MAHSA	
22		Total Team	Opp. error	26		Total Team
83	311	Total Team		Total	93	313
19	88	8 BELL MACKENZIE REGLA	Best Scorer	20	58	6 SHEIKHI FARNOOSH

■ Starting line-up Pts = Points scored [nn] = Captain
□ Substitute Atts = Attempts L = Libero
Opp = Opponent





P-2 VOLLEYBALL • Match result

Asian Women's Club Volleyball Championship Final (Places 5-6)



Match: 32 **Date:** 25/04/2014 **Spectators:** 1,500
City: Nakhonpathom
Hall: Nakhonpathom Gym
Match duration: Start: 11:25 End: 13:30 Total: 2:05

Teams	Sets	1	2	3	4	5	Total
VIE	2	25	18	20	25	11	99
THA	3	21	25	25	19	15	105
Set duration		0:28	0:22	0:24	0:23	0:15	1:52

Referees: Zhang Xin (CHN) & Manoj Kumar (IND)

VIE • Thong Tin Lienvietpostbani		1	2	3	4	5	Pts
1	TRAN THI THAO	■	■	□	□	□	5
2	AU HONG NHUNG	□	□	■	■	■	9
3	DAO THI HUYEN	■	■	■			
4	TRAN THU TRANG	□	□	■		□	3
6	PHAM THI THU TRANG	□				□	1
7	PHAM THI YEN	■	■		■	■	3
9	DO THI MINH	■	■	■	■	■	21
10	NGUYEN LINH CHI	□	□	□	■	■	3
11	VUONG THI MAI				□	□	5
12	TRAN TON NU LY LINH	■	■	■	■		6
15	L PHAM THI LIEN	L	L	L	L	L	
16	BUI THI NGA	■	■	■	■	■	11

Coach: Pham Van Long
Assistant: Pham Thanh Ha

THA • Nakhonratchasima		1	2	3	4	5	Pts
2	L SANITKLANG YUPHA	L	L	L	L	L	
4	SATTAYANUCHIT WIRAWAN						
5	APHINYAPHONG KONWIKA	□	□		□		
7	NUEKJANG THATDAO	■	■	■	■	■	16
9	BUNKASAK JARASPORN	■	■	■	■	■	19
10	CHAI SRI THAPHAIPHAN	■	■	■	■	■	11
11	GUEDPARD PORNPUN	■	■	■	■	■	6
14	SUPHAMOON RASMEE	□	□		□		3
16	KONGYOT AJCHARAPORN	■	■	■	■	■	30
17	KODRUEANG WINIDA	■	■	■	■	■	5
18	LUANGTHONGLANG WANICHAYA	□			□		2

Coach: Sutthichai C.
Assistant: Phensuda P.

TEAMS AND PLAYERS PERFORMANCES

Won Pts	Total Atts	No Name	Scoring Skills	Won Pts	Total Atts	No Name
53	182	Total Team		77	208	Total Team
19	54	9 DO THI MINH	Spike	29	63	16 KONGYOT
8	19	16 BUI THI NGA		14	28	7 NUEKJANG THATDAO
6	27	2 AU HONG NHUNG		10	43	10 CHAI SRI THAPHAIPHAN
11	90	Total Team	Block	13	76	Total Team
3	19	16 BUI THI NGA		10	30	9 BUNKASAK JARASPORN
2	8	2 AU HONG NHUNG		2	22	7 NUEKJANG THATDAO
2	17	12 TRAN TON NU LY LINH	1	2	18 LUANGTHONGLANG	
3	100	Total Team	Serve	2	104	Total Team
1	11	2 AU HONG NHUNG		1	25	10 CHAI SRI THAPHAIPHAN
1	17	9 DO THI MINH		1	14	16 KONGYOT
1	15	10 NGUYEN LINH CHI				
32		Total Team	Opp. error	13		Total Team
99	372	Total Team	Total	105	388	Total Team
21	80	9 DO THI MINH	Best Scorer	30	82	16 KONGYOT

■ Starting line-up Pts = Points scored [nn] = Captain
□ Substitute Atts = Attempts L = Libero
Opp = Opponent





P-2 VOLLEYBALL • Match result

Asian Women's Club Volleyball Championship Final (Places 3-4)



Match: 33 **Date:** 25/04/2014 **Spectators:** 2,500
City: Nakhonpathom
Hall: Nakhonpathom Gym.
Match duration: Start: 14:00 End: 15:25 Total: 1:25

Teams	Sets	1	2	3	4	5	Total
KAZ	3	25	26	25			76
TPE	0	15	24	20			59
Set duration		0:22	0:29	0:28			1:19

Referees: Yamamoto Shingo (JPN) & Nestor Bello (PHI)

KAZ • Zhetysu		1	2	3	4	5	Pts
1	OMELCHENKO ALENA	■	■	■			18
2	PYUROVA TATYANA	■	■	■			8
3	KARPOVA OLGA		□	■			8
4	MATSEICHYK NATALLIA	■	■				4
7	SOBOLEVA OLGA	■	■	■			5
8	ISHIMTSEVA KORINNA	■	■	■			7
9	SHENBERGER IRINA	□		□			
10 L	STOROZHENKO MARINA	L	L	L			
11	TATKO KATERINA						
13	ISSAYEVA ALEXANDRA						
14	YEMIALYANCHYK VICTORIA						
16	ANARBAYEVA LYUDMILA	■	■	■			12

Coach: SHALKIBEKOV ASKAR
Assistant: ISSAYEV DENIS

TPE • Taipei		1	2	3	4	5	Pts
3	CHANG YU-CHIA				□		
5	CHEN YI-JU	■	■	■			9
6	HO YEN-CHIH	■					2
7	WU WEI-HUA	■	■	□			1
8	YANG YI,CHEN	■	■	■			
9	CHANG LI-WEN						
11	CHEN WAN-TING	■	■	■			9
12 L	YANG MENG-HUA	L	L	L			
13	WEN I-TZU	■	■	■			4
15	LEE TZU-YING			□			
16	TSENG WAN-LING			□	■		7
18	CHEN TZU-YA	□	■	■			13

Coach: Ramazzo Federico
Assistant: Lin, Ming-Hui

TEAMS AND PLAYERS PERFORMANCES

Won Pts	Total Atts	No Name	Scoring Skills	Won Pts	Total Atts	No Name
45	106	Total Team		39	121	Total Team
16	36	1 OMELCHENKO ALENA	Spike	13	27	18 CHEN TZU-YA
6	8	3 KARPOVA OLGA		8	36	11 CHEN WAN-TING
6	17	2 PYUROVA TATYANA		7	16	5 CHEN YI-JU
12	54	Total Team		3	25	Total Team
4	19	16 ANARBAYEVA LYUDMILA	Block	2	4	5 CHEN YI-JU
2	6	2 PYUROVA TATYANA		1	3	16 TSENG WAN-LING
2	6	4 MATSEICHYK NATALLIA				
5	74	Total Team		3	59	Total Team
2	11	16 ANARBAYEVA LYUDMILA	Serve	1	2	6 HO YEN-CHIH
2	20	1 OMELCHENKO ALENA		1	5	13 WEN I-TZU
1	5	3 KARPOVA OLGA		1	10	11 CHEN WAN-TING
14		Total Team	Opp. error	14		Total Team
76	234	Total Team	Total	59	205	Total Team
18	57	1 OMELCHENKO ALENA	Best Scorer	13	40	18 CHEN TZU-YA

■ Starting line-up Pts = Points scored [nn] = Captain
□ Substitute Atts = Attempts L = Libero
Opp = Opponent





P-2 VOLLEYBALL • Match result

Asian Women's Club Volleyball Championship Final (Places 1-2)



Match: 34 **Date:** 25/04/2014 **Spectators:** 3,500
City: Nakhonpathom
Hall: Nakhonpathom Gym.
Match duration: Start: 16:00 End: 17:23 Total: 1:23

Teams	Sets	1	2	3	4	5	Total
JPN	3	25	25	25			75
CHN	0	19	16	19			54
Set duration		0:25	0:24	0:28			1:17

Referees: Sasiprapa P. (THA) & Chien Hsiang-Wei (TPE)

JPN • Hisamitsu Springs		1	2	3	4	5	Pts
1	NAGAOKA MIYU	■	■	■			7
2	KOTOH CHIZURU	■	■	■			1
3	SHINNABE RISA	■	■	■			14
4	IWASAKA NANA	■	■	■			8
5	MIZUTA YUMI				□		
6	ISHII YUKI	■	■	■			11
7	TSUTSUI MIHOKO		□				
8	NOMOTO RIKA			□	□		4
9	HIRAI KANAOKO	■	■	■			11
11	KANO MAIKO		□	□			
12 L	TSUTSUI SAYAKA	L	L	L			
15	ISHIDA MIZUHO		□	□			2

Coach: NAKADA, KUMI
Assistant: ABO, KIYOSHI

CHN • Bohai Bank Tianjin		1	2	3	4	5	Pts
2	YANG LINLIN						
4	WANG JIAMIN			□			1
5	YU JUNWEI			□			3
6	WANG NING	■	■	■			5
7	YIN NA	■	■	■			8
8	WEI QIUYUE	■	■				1
9 L	WANG QIAN	L	L	L			
10 L	LIU LIWEN						
12	ZHANG XIAOTING	■	■	■			2
13	CHEN XINTONG			□	■		1
14	CHEN LIYI	■	■	■			8
18	LI YING	■	■	■			2

Coach: Wang Baoquan (CHN)
Assistant: Chang Liangcai (CHN)

TEAMS AND PLAYERS PERFORMANCES

Won Pts	Total Atts	No Name	Scoring Skills	Won Pts	Total Atts	No Name
40	116	Total Team		23	108	Total Team
11	32	6 ISHII YUKI	Spike	7	27	14 CHEN LIYI
10	29	3 SHINNABE RISA		5	36	7 YIN NA
7	24	1 NAGAOKA MIYU		3	11	6 WANG NING
11	47	Total Team	Block	6	51	Total Team
5	12	9 HIRAI KANAOKO		3	7	7 YIN NA
4	9	4 IWASAKA NANA		2	16	6 WANG NING
1	5	3 SHINNABE RISA	1	5	8 WEI QIUYUE	
7	73	Total Team	Serve	2	56	Total Team
3	13	3 SHINNABE RISA		1	8	14 CHEN LIYI
2	13	9 HIRAI KANAOKO		1	3	5 YU JUNWEI
1	10	2 KOTOH CHIZURU				
17		Total Team	Opp. error	23		Total Team
75	236	Total Team	Total	54	215	Total Team
14	47	3 SHINNABE RISA	Best Scorer	8	51	7 YIN NA

■ Starting line-up Pts = Points scored [nn] = Captain
□ Substitute Atts = Attempts L = Libero
Opp = Opponent

HONDA
The Power of Dreams

MIKASA

Gerflor
theflooringgroup



P-4 VOLLEYBALL • Collated results & ranking

Asian Women's Club Volleyball Championship
Results of 25 April 2014



MATCH RESULTS

Final

No	Date	Teams	Set	Result per set (points)					Total Points	Time	Spectators
				1	2	3	4	5			
26	24/04/2014	IND - SIN	3-0	25-12	25-17	25- 8			75- 37	1:03	300
31	25/04/2014	PHI - IRI	1-3	22-25	16-25	25-18	20-25		83- 93	1:44	600
32	25/04/2014	VIE - THA	2-3	25-21	18-25	20-25	25-19	11-15	99-105	2:05	1,500
33	25/04/2014	KAZ - TPE	3-0	25-15	26-24	25-20			76- 59	1:25	2,500
34	25/04/2014	JPN - CHN	3-0	25-19	25-16	25-19			75- 54	1:23	3,500

TEAM RANKING

-  Hisamitsu Springs
-  Bohai Bank Tianjin
-  Zhetyssu
-  Taipei
-  Nakhonratchasima
-  Thong Tin Lienvietpostbanl
-  Martin Varamin
-  PLDT
-  KSEB
-  VAS

HONDA
The Power of Dreams

MIKASA

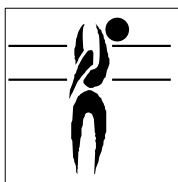
Gerflor
theflooringgroup



Best Spikers

Limit: 15.00%

Rk	No	Name	Pos.	Team	Spikes	Faults	Shots	Total Attempts	Succ. %
1	18	LI YING	OP	CHN	64	8	48	120	53.33
2	1	NAGAOKA MIYU	OP	JPN	60	11	53	124	48.39
3	6	ISHII YUKI	OS	JPN	55	10	63	128	42.97
4	1	OMELCHENKO ALENA	OP	KAZ	77	19	96	192	40.10
5	14	CHEN LIYI	OS	CHN	87	18	114	219	39.73
6	11	CHEN WAN-TING	OP	TPE	97	30	137	264	36.74
7	3	SHINNABE RISA	OS	JPN	34	6	62	102	33.33
8	7	YIN NA	OS	CHN	47	8	87	142	33.10
9	2	PYUROVA TATYANA	OS	KAZ	41	18	88	147	27.89
-	7	WU WEI-HUA	OS	TPE	36	13	81	130	
Total Tournament					1,229	293	1,624	3,146	39.07




Best Blockers

Rk	No	Name	Pos.	Team	Kill Blocks	Faults	Rebounds	Total Attempts	Avg. by set
1	9	HIRAI KANAKO	MB	JPN	18	6	31	55	1.00
2	16	ANARBAYEVA LYUDMILA	MB	KAZ	20	12	70	102	0.77
3	6	WANG NING	MB	CHN	19	6	43	68	0.76
4	5	CHEN YI-JU	MB	TPE	17	6	47	70	0.63
5	4	IWASAKA NANA	MB	JPN	11	6	29	46	0.61
6	12	ZHANG XIAOTING	MB	CHN	14	6	30	50	0.56
7	8	ISHIMTSEVA KORINNA	S	KAZ	11	6	30	47	0.42
8	4	WANG JIAMIN	MB	CHN	9	7	24	40	0.36
9	14	CHEN LIYI	OS	CHN	9	9	33	51	0.36
10	4	MATSEICHYK NATALLIA	MB	KAZ	9	6	50	65	0.35
Total Tournament					246	165	799	1,210	5.13




Best Servers

Rk	No	Name	Pos.	Team	Aces	Faults	Serve Hits	Total Attempts	Avg. by set
1	4	IWASAKA NANA	MB	JPN	12	5	69	86	0.67
2	11	CHEN WAN-TING	OP	TPE	17	16	50	83	0.63
3	8	ISHIMTSEVA KORINNA	S	KAZ	13	7	85	105	0.50
4	9	HIRAI KANAKO	MB	JPN	8	4	45	57	0.44
5	14	YEMIALYANCHYK VICTORIA	OS	KAZ	11	5	51	67	0.42
6	18	CHEN TZU-YA	OS	TPE	11	6	47	64	0.41
7	6	WANG NING	MB	CHN	10	7	55	72	0.40
8	2	KOTOH CHIZURU	S	JPN	7	3	43	53	0.39
9	5	CHEN YI-JU	MB	TPE	10	8	88	106	0.37
10	16	ANARBAYEVA LYUDMILA	MB	KAZ	9	5	76	90	0.35
Total Tournament					224	194	1,790	2,208	4.67




Best Diggers

Rk	No	Name	Pos.	Team	Digs	Faults	Receptions	Total Attempts	Avg. by set
1	12	YANG MENG-HUA	L	TPE	88	78	75	241	3.26
2	10	STOROZHENKO MARINA	L	KAZ	69	70	84	223	2.65
3	12	TSUTSUI SAYAKA	L	JPN	40	29	52	121	2.22
4	9	WANG QIAN	L	CHN	39	47	52	138	1.56
5	3	SHINNABE RISA	OS	JPN	16	18	25	59	0.89
6	2	KOTOH CHIZURU	S	JPN	14	18	32	64	0.78
7	8	WEI QIUYUE	S	CHN	18	28	34	80	0.72
8	8	YANG YI,CHEN	S	TPE	19	45	41	105	0.70
9	18	LI YING	OP	CHN	17	33	50	100	0.68
10	14	CHEN LIYI	OS	CHN	17	33	44	94	0.68
Total Tournament					541	902	1,211	2,654	11.27



Best Setters

Rk	No	Name	Pos.	Team	Running Sets	Faults	Still Sets	Total Attempts	Avg. by set
1	2	KOTOH CHIZURU	S	JPN	153	1	238	392	8.50
2	8	ISHIMTSEVA KORINNA	S	KAZ	212	8	391	611	8.15
3	8	YANG YI,CHEN	S	TPE	204	2	398	604	7.56
4	8	WEI QIUYUE	S	CHN	152	1	272	425	6.08
5	13	CHEN XINTONG	S	CHN	57	3	91	151	2.28
6	11	KANO MAIKO	S	JPN	24	-	49	73	1.33
7	3	CHANG YU-CHIA	S	TPE	25	1	75	101	0.93
8	13	ISSAYEVA ALEXANDRA	S	KAZ	19	-	59	78	0.73
9	4	WANG JIAMIN	MB	CHN	2	-	8	10	0.08
9	7	YIN NA	OS	CHN	2	-	19	21	0.08
Total Tournament					862	31	2,101	2,994	17.96



Best Receivers

Limit: 20.00%

Rk	No	Name	Pos.	Team	Excellents	Faults	Serve Receptions	Total Attempts	Eff. %
1	3	SHINNABE RISA	OS	JPN	23	1	51	75	29.33
2	12	YANG MENG-HUA	L	TPE	51	8	93	152	28.29
3	12	TSUTSUI SAYAKA	L	JPN	18	3	37	58	25.86
4	10	STOROZHENKO MARINA	L	KAZ	42	12	74	128	23.44
5	9	WANG QIAN	L	CHN	31	9	59	99	22.22
6	6	ISHII YUKI	OS	JPN	13	1	55	69	17.39
7	7	WU WEI-HUA	OS	TPE	30	9	87	126	16.67
8	7	YIN NA	OS	CHN	19	8	64	91	12.09
9	2	PYUROVA TATYANA	OS	KAZ	27	13	128	168	8.33
-	15	LEE TZU-YING	OS	TPE	14	3	75	92	
Total Tournament					351	112	1,111	1,574	15.18



P-5 VOLLEYBALL • Players ranking by skills

Asian Women's Club Volleyball Championship



Best liberos

Rk	Sh	Name	Team	Ranking by position inside each			Total
				Reception	Dig	Set	
1	10	STOROZHENKO MARINA	KAZ	4	2	14	20
2	7	YIN NA	CHN	8	13	9	30
3	7	WU WEI-HUA	TPE	7	22	19	48
N/A	12	YANG MENG-HUA	TPE	2	1		
N/A	3	SHINNABE RISA	JPN	1	5		
N/A	12	TSUTSUI SAYAKA	JPN	3	3		
N/A	2	KOTOH CHIZURU	JPN		6	1	
N/A	3	CHANG YU-CHIA	TPE			7	
N/A	9	WANG QIAN	CHN	5	4		
N/A	8	WEI QIUYUE	CHN		7	4	

HONDA
The Power of Dreams

MIKASA

Gerflor
theflooringgroup



PLAYERS RANKING

Best outside spikers

Rk	No.	Name	Team
1.	6	ISHII YUKI	Hisamitsu Springs (JPN)
2.	14	CHEN LIYI	Bohai Bank Tianjin (CHN)

Best middle blockers

Rk	No.	Name	Team
1.	9	HIRAI KANAKO	Hisamitsu Springs (JPN)
2.	16	ANARBAYEVA LYDUMILA	Zhetysu (KAZ)

Best opposite spikers

Rk	No.	Name	Team
1.	18	LI YING	Bohai Bank Tianjin (CHN)

Best setter

Rk	No.	Name	Team
1.	2	KOTOH CHIZURU	Hisamitsu Springs (JPN)

Best liberos

Rk	No.	Name	Team
1.	10	STOROZHENKO MARINA	Zhetysu (KAZ)

MVP

No.1 NAGAOKA MIYU Hisamitsu Springs (JPN)



P-6 VOLLEYBALL • Teams ranking by skills

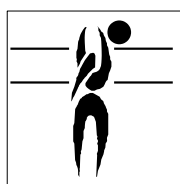
Asian Women's Club Volleyball Championship



Best Spikers

Limit: 15.00%

Rk	Team	Spikes	Faults	Shots	Total Attempts	Succ. %
1	CHN Bohai Bank Tianjin	326	56	375	757	43.06
2	JPN Hisamitsu Springs	253	47	300	600	42.17
3	KAZ Zhetysu	342	95	450	887	38.56
4	TPE Taipei	308	95	499	902	34.15
Total Tournament		1,229	293	1,624	3,146	39.07




Best Blockers

Rk	Team	Kill Blocks	Faults	Rebounds	Total Attempts	Avg. by set
1	JPN Hisamitsu Springs	54	25	140	219	3.00
2	CHN Bohai Bank Tianjin	74	48	204	326	2.96
3	KAZ Zhetysu	75	54	259	388	2.88
4	TPE Taipei	43	38	196	277	1.59
Total Tournament		246	165	799	1,210	5.13



Best Servers

Rk	Team	Aces	Faults	Serve Hits	Total Attempts	Avg. by set
1	TPE Taipei	73	63	440	576	2.70
2	JPN Hisamitsu Springs	48	45	347	440	2.67
3	KAZ Zhetysu	54	47	497	598	2.08
4	CHN Bohai Bank Tianjin	49	39	506	594	1.96
Total Tournament		224	194	1,790	2,208	4.67



Best Diggers

Rk	Team	Digs	Faults	Receptions	Total Attempts	Avg. by set
1	JPN Hisamitsu Springs	122	135	248	505	6.78
2	TPE Taipei	161	297	305	763	5.96
3	CHN Bohai Bank Tianjin	127	211	309	647	5.08
4	KAZ Zhetysu	131	259	349	739	5.04
Total Tournament		541	902	1,211	2,654	11.27





P-6 VOLLEYBALL • Teams ranking by skills

Asian Women's Club Volleyball Championship



Best Setters

Rk	Team	Running Sets	Faults	Still Sets	Total Attempts	Avg. by set
1	JPN Hisamitsu Springs	178	3	396	577	9.89
2	KAZ Zhetysu	232	12	582	826	8.92
3	CHN Bohai Bank Tianjin	218	8	496	722	8.72
4	TPE Taipei	234	8	627	869	8.67
Total Tournament		862	31	2,101	2,994	17.96



Best Receivers

Limit: 20.00%

Rk	Team	Excellents	Faults	Serve Receptions	Total Attempts	Eff. %
1	JPN Hisamitsu Springs	59	11	181	251	19.12
2	TPE Taipei	113	35	344	492	15.85
3	CHN Bohai Bank Tianjin	83	33	244	360	13.89
4	KAZ Zhetysu	96	33	342	471	13.38
Total Tournament		351	112	1,111	1,574	15.18

