



Match No.: 26

**Start List**  
출전선수 목록

IND vs HKG  
P1

First Referee: SALEEM Ahmed (MDV)

Second Referee: PARK Kisuk (KOR)

IND - India Uniform colour:

No.	C/L	Name	Shirt Name	Height m / ft in	Weight kg / lbs	Highest Reach		Date of Birth	Tournament Totals					
						Spike cm	Block cm		Spike	Block	Serve	Total	%	
1	L	PRIYANKA Khedkar	Priyanka	1.60/5'3"	58/128	260	252	1 NOV 1984						
3		REKHA S	Rekha	1.71/5'7"	63/139	286	273	4 OCT 1992	16	1	1	18	10.17	
4		ANUSRI Ghosh	Anusri	1.84/6'0"	68/150	282	275	9 OCT 1994	11	1	1	13	7.34	
5		POORNIMA M S	Poornima	1.78/5'10"	74/163	283	284	8 MAR 1993	10	1		11	6.21	
7		SOUMYA V	Soumya	1.70/5'7"	67/148	287	271	20 MAY 1990	30			30	16.95	
8		SHEEBA P V	Sheeba	1.77/5'10"	65/143	297	292	8 JAN 1983	15	2		17	9.60	
9		TIJI Raju	Tiji	1.79/5'10"	66/146	297	280	27 JUL 1986	32	9	3	44	24.86	
10		NIRMALA	Nirmala	1.74/5'9"	66/146	275	264	29 SEP 1996	18	1	2	21	11.86	
12	C	TERIN Antony	Terin	1.74/5'9"	61/134	278	277	12 OCT 1985	6		5	11	6.21	
13		PREETI Singh	Preeti	1.90/6'3"	70/154	290	279	2 JUN 1995	3	1	3	7	3.95	
14		SRUTIMOL N	Srutimol	1.79/5'10"	60/132	292	287	14 APR 1990	1	1	2	4	2.26	
15		RESHMA P P	Reshma	1.73/5'8"	63/139	284	283	26 NOV 1993	1			1	0.56	
Coach						TAILOR Ram Prasad (IND)			Assistant Coach PHADTARE Vaishali Khasherao (IND)					

Results in these  
Competition

Phase	Opponent	Sets	Points per Set
Preliminary Round	KOR	0 - 3	5-25, 12-25, 13-25
Preliminary Round	JPN	0 - 3	6-25, 11-25, 12-25
Preliminary Round	THA	0 - 3	19-25, 12-25, 11-25
Preliminary	MDV	3 - 0	25-12, 25-7, 25-11
Quarterfinals	CHN	0 - 3	11-25, 12-25, 10-25
Semifinal 5th-8th	KAZ	0 - 3	20-25, 19-25, 20-25

HKG - Hong Kong, China Uniform colour:

No.	C/L	Name	Shirt Name	Height m / ft in	Weight kg / lbs	Highest Reach		Date of Birth	Tournament Totals					
						Spike cm	Block cm		Spike	Block	Serve	Total	%	
1		LAM Mei	m. lam	1.72/5'8"	62/137	276	259	6 DEC 1985	15	1	2	18	9.28	
4		FONG Sze Man	s.m. fong	1.75/5'9"	67/148	279	267	30 JAN 1990	10	1		11	5.67	
5		TSANG Sze Nga	s.n. tsang	1.74/5'9"	58/128	286	273	7 MAY 1987	15		6	21	10.82	
7	C	YEUNG Sau Mei	s.m. yeung	1.83/6'0"	55/121	294	276	30 AUG 1985	38	7	6	51	26.29	
8		KOO Yung Yung	y.y. koo	1.78/5'10"	68/150	285	270	22 AUG 1995	5	2		7	3.61	
9		LO Ka Yan	k.y. lo	1.75/5'9"	63/139	276	266	25 JUN 1989	14	1	1	16	8.25	
10		FUNG Tsz Yan	t.y. fung	1.77/5'10"	67/148	274	266	13 JUL 1994		2	1	3	1.55	
11		LEE Pui Shan	p.s. lee	1.64/5'5"	63/139	266	256	17 SEP 1987	4		1	5	2.58	
12		LAW Ho Fung Thyllis	h.f. law	1.69/5'7"	68/150	269	261	10 MAY 1995	23		4	27	13.92	
14		LAM Yee Ting	y.t. lam	1.67/5'6"	59/130	273	255	26 DEC 1990	7	3	2	12	6.19	
16	L	TSUI Ka Yee	k.y. tsui	1.65/5'5"	50/110	270	260	30 JUL 1986						
18		IP Hoi Lun Helen	h.l. ip	1.75/5'9"	69/152	281	268	24 OCT 1990	14	9		23	11.86	
Coach						LI Yuk Hing (HKG)			Assistant Coach CHEUNG Chi Wai (HKG)					

Results in these  
Competition

Phase	Opponent	Sets	Points per Set
Preliminary Round	TPE	0 - 3	10-25, 12-25, 19-25
Preliminary Round	KAZ	1 - 3	25-23, 17-25, 16-25, 22-25
Preliminary Round	CHN	0 - 3	10-25, 12-25, 7-25
Preliminary Round	MDV	3 - 0	25-5, 25-11, 25-10
Quarterfinals	KOR	0 - 3	13-25, 15-25, 11-25
Semifinal 5th-8th	TPE	0 - 3	18-25, 14-25, 9-25

LEGEND			
%	Percent of total team scoring	C	Team Captain
L	Libero Player		

Timing and Results provided by Tissot



Match No.: 27

**Start List**  
출전선수 목록

**KAZ vs TPE**

**P1**

First Referee: WANG Ziling (CHN)

Second Referee: JEON Younga (KOR)

**KAZ - Kazakhstan** Uniform colour:

No.	C/L	Name	Shirt Name	Height m / ft in	Weight kg / lbs	Highest Reach		Date of Birth	Tournament Totals				
						Spike cm	Block cm		Spike	Block	Serve	Total	%
1	C	GORDEYEVA Yelena	Gordeyeva	1.78/5'10"	72/159	280	275	23 NOV 1988	30	3	7	40	15.09
4		CHUMAK Irina	Chumak	1.85/6'1"	67/148	280	266	26 JAN 1994	11	4	6	21	7.92
5	L	RYLOVA Valeriya	Rylova	1.78/5'10"	60/132	275	265	22 NOV 1987					
6		AKILOVA Natalya	Akilova	1.83/6'0"	62/137	295	275	31 MAY 1993	25	2	8	35	13.21
7		RAZORENKOVA Yekaterina	Razorenkova	1.85/6'1"	69/152	283	280	3 JUN 1993	17	8	2	27	10.19
8		SHENBERGER Irina	Shenberger	1.80/5'11"	73/161	280	270	20 FEB 1992	21	8	5	34	12.83
10		DANILOVA Regina	Danilova	1.78/5'10"	60/132	275	265	28 JAN 1991	4	2	2	8	3.02
11		ROSTOVCHSHIKOVA Anastassiya	Rostovchshikova	1.80/5'11"	64/141	280	260	17 APR 1994	17	6	2	25	9.43
12		AIZHARIKHOVA Ainagul	Aizharikhova	1.87/6'2"	64/141	286	280	4 SEP 1994	12	3	2	17	6.42
15		BATKULDINA Aliya	Batkuldina	1.80/5'11"	69/152	273	264	18 NOV 1995	3	2	2	7	2.64
17		MARATOVA Ardak	Maratova	1.82/6'0"	76/168	275	265	3 JUN 1994	6	2	1	9	3.40
18		KOLOMOYETS Anastassiya	Kolomoyets	1.82/6'0"	76/168	275	265	18 APR 1991	27	9	6	42	15.85
<b>Coach</b>		PEREVERTOVA Lyudmila (KAZ)											

Results in these  
Competition

Phase	Opponent	Sets	Points per Set
Preliminary Round	CHN	0 - 3	14-25, 11-25, 14-25
Preliminary Round	HKG	3 - 1	23-25, 25-17, 25-16, 25-22
Preliminary Round	MDV	3 - 0	25-6, 25-10, 25-10
Preliminary Round	TPE	0 - 3	17-25, 14-25, 18-25
Quarterfinals	THA	0 - 3	10-25, 10-25, 10-25
Semifinal 5th-8th	IND	3 - 0	25-20, 25-19, 25-20

**TPE - Chinese Taipei** Uniform colour:

No.	C/L	Name	Shirt Name	Height m / ft in	Weight kg / lbs	Highest Reach		Date of Birth	Tournament Totals				
						Spike cm	Block cm		Spike	Block	Serve	Total	%
3		CHANG Yu Chia	CHANG Y.C.	1.72/5'8"	70/154	275	265	27 JAN 1996	1		5	6	1.94
5		CHEN Yi Ju	CHEN Y.J.	1.74/5'9"	64/141	277	275	21 DEC 1989	30	4	4	38	12.26
6		HO Yen Chih	HO Y.C.	1.71/5'7"	63/139	280	270	26 NOV 1987	3			3	0.97
8		YANG Yi Chen	YANG Y.C.	1.66/5'5"	62/137	262	258	4 APR 1992	9		8	17	5.48
9		CHANG Li Wen	CHANG L.W.	1.76/5'9"	65/143	285	275	27 FEB 1995	7		3	10	3.23
11	C	CHEN Wan Ting	CHEN W.T.	1.78/5'10"	67/148	290	280	25 NOV 1990	71	7	16	94	30.32
12	L	YANG Meng Hua	YANG M. H.	1.70/5'7"	68/150	270	262	15 AUG 1991					
13		WEN I Tzu	WEN I.T.	1.75/5'9"	64/141	281	273	31 OCT 1991	18	5		23	7.42
15		LEE Tzu Ying	LEE T.Y.	1.74/5'9"	71/157	274	265	4 JUL 1994	42	1	5	48	15.48
16		TSENG Wan Ling	TSENT W.L.	1.70/5'7"	63/139	290	277	13 MAY 1996	14	1	3	18	5.81
17		CHANG Chen Yin	CHANG C.Y.	1.80/5'11"	65/143	288	275	28 MAR 1991	28	2	12	42	13.55
18		CHEN Tzu Ya	CHEN T.Y.	1.77/5'10"	64/141	278	268	26 AUG 1997	7	1	3	11	3.55
<b>Coach</b>		HUANG Chih Nan (TPE)											
<b>Assistant Coach</b>		LIN Ming Hui (TPE)											

Results in these  
Competition

Phase	Opponent	Sets	Points per Set
Preliminary Round	HKG	3 - 0	25-10, 25-12, 25-19
Preliminary Round	MDV	3 - 0	25-3, 25-11, 25-7
Preliminary Round	KAZ	3 - 0	25-17, 25-14, 25-18
Preliminary Round	CHN	0 - 3	17-25, 24-26, 22-25
Quarterfinals	JPN	0 - 3	21-25, 17-25, 16-25
Semifinal 5th-8th	HKG	3 - 0	25-18, 25-14, 25-9

<b>LEGEND</b>	%	Percent of total team scoring	C	Team Captain	L	Libero Player
---------------	---	-------------------------------	---	--------------	---	---------------

Timing and Results provided by Tissot



THU 2 OCT 2014  
Start Time: 13:30

Match No.: 28

### Start List

출전선수 목록

JPN vs THA

P1

First Referee: SUNG Haeyoeun (KOR)

Second Referee: CHUNG Ching Ju (TPE)

JPN - Japan Uniform colour:

No.	C/L	Name	Shirt Name	Height m / ft in	Weight kg / lbs	Highest Reach		Date of Birth	Tournament Totals				
						Spike cm	Block cm		Spike	Block	Serve	Total	%
1	C	SUZUKI Yuko	suzuki	1.71/5'7"	60/132	292	286	12 AUG 1989			1	1	0.43
2		TASHIRO Kanami	tashiro	1.73/5'8"	67/148	280	273	25 MAR 1991	2	1	3	6	2.55
3		NOMOTO Rika	nomoto	1.80/5'11"	70/154	310	290	21 SEP 1991	8	1		9	3.83
4		SHIMAMURA Haruyo	shimamura	1.82/6'0"	79/174	299	285	4 MAR 1992	21	9	3	33	14.04
5		HORIKAWA Mari	horikawa	1.83/6'0"	68/150	302	288	3 MAY 1992	9	1	4	14	5.96
6	L	TORIGOE Miku	torigoe	1.63/5'4"	56/123	280	265	16 OCT 1992					
7		TAKAHASHI Saori	takahashi	1.77/5'10"	68/150	296	285	9 DEC 1992	36	5	2	43	18.30
8		OTAKE Riho	ohtake	1.83/6'0"	68/150	306	296	23 DEC 1993	17	9	1	27	11.49
9		MURANAGA Nao	murana	1.77/5'10"	67/148	305	280	26 DEC 1993	29	2	4	35	14.89
10		ITOH Nozomi	itoh	1.78/5'10"	73/161	307	280	16 FEB 1995	13	6	2	21	8.94
11		INOUE Arisa	INOUE	1.80/5'11"	67/148	297	287	8 MAY 1995	20	1	1	22	9.36
12		SAKAMOTO Nanaka	sakamoto	1.75/5'9"	63/139	297	268	6 SEP 1996	22		2	24	10.21
Coach			ABO Kiyoshi (JPN)			Assistant Coach			SAEGUSA Daichi (JPN)				

Results in these  
Competition

Phase	Opponent	Sets	Points per Set
Preliminary Round	THA	1 - 3	27-25, 18-25, 19-25, 21-25
Preliminary Round	IND	3 - 0	25-6, 25-11, 25-12
Preliminary Round	KOR	0 - 3	17-25, 16-25, 18-25
Quarterfinals	TPE	3 - 0	25-21, 25-17, 25-16
Semifinal 1st-4th	KOR	0 - 3	16-25, 19-25, 16-25

THA - Thailand Uniform colour:

No.	C/L	Name	Shirt Name	Height m / ft in	Weight kg / lbs	Highest Reach		Date of Birth	Tournament Totals				
						Spike cm	Block cm		Spike	Block	Serve	Total	%
2	L	PANNOY Piyanut	P.PIYANUT	1.71/5'7"	68/150	280	275	10 NOV 1989					
3		PHANUSIT Em Orn	P. EM-ORN	1.79/5'10"	63/139	297	281	25 MAR 1988	8		2	10	3.38
4		NUEKJANG Thatdao	N.THATDAO	1.83/6'0"	66/146	305	287	3 FEB 1994	26	3	3	32	10.81
5		THINKAOW Pleumjit	T.PLEUMJIT	1.80/5'11"	63/139	298	293	9 NOV 1983	39	8	4	51	17.23
6		SITTIRAK Onuma	S.ONUMA	1.75/5'9"	72/159	303	285	13 JUN 1986	70	4	5	79	26.69
9		PINSUWAN Khatthalee	P. KHATTHALEE	1.71/5'7"	72/159	291	271	30 OCT 1994			1	1	0.34
10	C	APINYAPONG Wilavan	A.WILAVAN	1.74/5'9"	68/150	294	282	6 JUN 1984	64			64	21.62
12		CHAI SRI Tapaphaipun	C.TAPAPHAIPUN	1.68/5'6"	60/132	295	276	29 NOV 1989	14	1	1	16	5.41
13		TOMKOM Nootsara	T.NOOTSARA	1.69/5'7"	57/126	289	278	7 JUL 1985	1	4	1	6	2.03
15		KANTHONG Malika	K.MALIKA	1.77/5'10"	63/139	310	290	8 JAN 1987	28		3	31	10.47
17		KAMULTHALA Kaewkalaya	K. KAEWKALAYA	1.79/5'10"	63/139	298	281	7 AUG 1994	3	1		4	1.35
19		PANKAEW Parinya	P. PARINYA	1.70/5'7"	60/132	281	270	27 DEC 1995			2	2	0.68
Coach			SRISAMUTNAK Nataphon (THA)			Assistant Coach			JAMJANG Nipon (THA)				

Results in these  
Competition

Phase	Opponent	Sets	Points per Set
Preliminary Round	JPN	3 - 1	25-27, 25-18, 25-19, 25-21
Preliminary Round	KOR	0 - 3	21-25, 20-25, 21-25
Preliminary Round	IND	3 - 0	25-19, 25-12, 25-11
Quarterfinals	KAZ	3 - 0	25-10, 25-10, 25-10
Semifinal 1st-4th	CHN	1 - 3	25-19, 23-25, 15-25, 19-25

#### LEGEND

% Percent of total team scoring    C Team Captain    L Libero Player

Timing and Results provided by Tissot



Match No.: 29

Start List

출전선수 목록

KOR vs CHN

P1

First Referee: PIMTHONGKHONBURI Sasiprapa (THA)

Second Referee: LEE Heung Fai (HKG)

KOR - Republic Of Korea Uniform colour:

No.	C/L	Name	Shirt Name	Height m / ft in	Weight kg / lbs	Highest Reach		Date of Birth	Tournament Totals				
						Spike cm	Block cm		Spike	Block	Serve	Total	%
3		LEE Hyohee	lee hyohee	1.73/5'8"	60/132	280	271	9 SEP 1980	4		7	11	3.86
4		KIM Heejin	kim heejin	1.85/6'1"	77/170	300	295	29 APR 1991	30	3	3	36	12.63
5	L	KIM Haeran	kim haeran	1.68/5'6"	60/132	280	270	16 MAR 1984					
7		LEE Jaeyeong	lee jaeyeong	1.79/5'10"	66/146	282	263	15 OCT 1996					
8		NAM Jiyeoun	nam jiyeoun	1.72/5'8"	63/139	285	273	25 MAY 1983					
9		LEE Dayeong	lee dayeong	1.79/5'10"	63/139	282	263	15 OCT 1996	5	5	2	12	4.21
10	C	KIM Yeonkoug	kim yeonkoug	1.92/6'4"	73/161	307	299	26 FEB 1988	62	9	4	75	26.32
12		HAN Songyi	han songyi	1.86/6'1"	65/143	305	295	5 SEP 1984	2	9		11	3.86
13		PARK Jeongah	park jeongah	1.85/6'1"	68/150	300	290	26 MAR 1993	45	3	8	56	19.65
14		YANG Hyojin	yang hyojin	1.80/5'11"	72/159	287	280	14 DEC 1989	25	10	6	41	14.39
16		BAE Yoona	bae yoona	1.80/5'11"	67/148	303	294	30 NOV 1989	24	4	1	29	10.18
19		BAEK Mokhwa	baek mokhwa	1.77/5'10"	61/134	280	277	30 AUG 1989	12	1	1	14	4.91
Coach			LEE Sungoo (KOR)			Assistant Coach			EO Changsun (KOR)				

Results in these  
Competition

Phase	Opponent	Sets	Points per Set
Preliminary Round	IND	3 - 0	25-5, 25-12, 25-13
Preliminary Round	THA	3 - 0	25-21, 25-20, 25-21
Preliminary Round	JPN	3 - 0	25-17, 25-16, 25-18
Quarterfinals	HKG	3 - 0	25-13, 25-15, 25-11
Semifinal 1st-4th	JPN	3 - 0	25-16, 25-19, 25-16

CHN - China Uniform colour:

No.	C/L	Name	Shirt Name	Height m / ft in	Weight kg / lbs	Highest Reach		Date of Birth	Tournament Totals				
						Spike cm	Block cm		Spike	Block	Serve	Total	%
1		QIAO Ting	QIAO T.	1.89/6'2"	66/146	315	315	2 MAR 1992	11	1	1	13	3.58
2		YAO di	YAO D.	1.82/6'0"	65/143	306	298	15 AUG 1992	1	3	6	10	2.75
3		YIN Na	YIN N.	1.82/6'0"	65/143	313	300	3 FEB 1988	11	4	4	19	5.23
4	L	WANG Qian	Q. WANG	1.74/5'9"	60/132	290	285	14 MAR 1989					
5	C	DING Xia	DING X.	1.80/5'11"	61/134	305	300	13 JAN 1990	8	2	2	12	3.31
6		YAN Ni	YAN N.	1.92/6'4"	74/163	317	306	2 MAR 1987	39	18	5	62	17.08
8		ZHANG Changning	ZHANG C.N.	1.93/6'4"	80/176	315	303	6 NOV 1995	71	9	10	90	24.79
9		LI Jing	LI J.	1.86/6'1"	73/161	310	295	9 AUG 1991	23	6	7	36	9.92
10		ZHANG Xiaoya	ZHANG X.Y.	1.89/6'2"	60/132	310	300	4 OCT 1992	34	8	4	46	12.67
11		LIU Yanhan	LIU Y.H.	1.88/6'2"	75/165	315	305	19 JAN 1993	46	5	5	56	15.43
12	L	HUANG Liuyan	HUANG L.Y.	1.78/5'10"	66/146	297	290	13 JUN 1994					
13		WANG Qi	Q. WANG	1.87/6'2"	70/154	305	300	22 SEP 1993	12	3	4	19	5.23
Coach			XU Jiande (CHN)			Assistant Coach			CHEN Youquan (CHN)				

Results in these  
Competition

Phase	Opponent	Sets	Points per Set
Preliminary Round	KAZ	3 - 0	25-14, 25-11, 25-14
Preliminary Round	HKG	3 - 0	25-10, 25-12, 25-7
Preliminary Round	MDV	3 - 0	25-7, 25-7, 25-6
Preliminary Round	TPE	3 - 0	25-17, 26-24, 25-22
Quarterfinals	IND	3 - 0	25-11, 25-12, 25-10
Semifinal 1st-4th	THA	3 - 1	19-25, 25-23, 25-15, 25-19

<b>LEGEND</b>	%	Percent of total team scoring	C	Team Captain	L	Libero Player
---------------	---	-------------------------------	---	--------------	---	---------------

Timing and Results provided by Tissot



THU 2 OCT 2014  
Start Time: 10:30 / End Time: 11:49

Match No.: 26

### Match Results

경기 결과

Match Duration: 1h 19m  
Spectators: 1090

P2

IND vs HKG

0 3

Teams	Sets	1	2	3	Total
IND	0	16	26	18	60
HKG	3	25	28	25	78
	Playing Time	22m	29m	22m	1h 13m

First Referee: SALEEM Ahmed (MDV)

Second Referee: PARK Kisuk (KOR)

IND - India								
No	C/L	Name	1	2	3	4	5	Pts
1	L	PRIYANKA Khedkar	L	L	L			
3		REKHA S	2	10	10			4
4		ANUSRI Ghosh	6	1	6			6
5		POORNIMA M S		5	4			9
7		SOUMYA V	5	6	5			7
8		SHEEBA P V	4					1
9		TIJI Raju	3	4	3			12
10		NIRMALA	3	3	2			4
12	C	TERIN Antony	1	2	1			2
13		PREETI Singh						
14		SRUTIMOL N						
15		RESHMA P P		7	7			

HKG - Hong Kong, China								
No	C/L	Name	1	2	3	4	5	Pts
1		LAM Mei	2	2	2			4
4		FONG Sze Man	14	14				2
5		TSANG Sze Nga	3	3	3			8
7	C	YEUNG Sau Mei	4	4	4			25
8		KOO Yung Yung						
9		LO Ka Yan						
10		FUNG Tsz Yan	7	7				
11		LEE Pui Shan		1	1			
12		LAW Ho Fung Thyllis	5	5	5			7
14		LAM Yee Ting	1	1	1			5
16	L	TSUI Ka Yee	L	L	L			
18		IP Hoi Lun Helen	6	6	6			10

### TEAM AND PLAYER PERFORMANCES

Won	Total Atts	No Name
34	114	Total Team
9	22	9 TIJI Raju
7	23	7 SOUMYA V
5	20	5 POORNIMA M S
7	51	Total Team
3	8	5 POORNIMA M S
2	10	4 ANUSRI Ghosh
1	6	10 NIRMALA
4	62	Total Team
3	13	9 TIJI Raju
1	10	5 POORNIMA M S
15		Total Team
60	227	Total Team
12	43	9 TIJI Raju
61 km/h		9 TIJI Raju

Scoring Skills
Spike
Block
Serve
Opp Error
Total
Best Scorer
Fastest Serve

Won	Total Atts	No Name
43	124	Total Team
17	46	7 YEUNG Sau Mei
7	12	18 IP Hoi Lun Helen
6	25	12 LAW Ho Fung Thyllis
7	50	Total Team
3	8	7 YEUNG Sau Mei
2	13	18 IP Hoi Lun Helen
1	6	14 LAM Yee Ting
11	76	Total Team
5	17	7 YEUNG Sau Mei
3	16	5 TSANG Sze Nga
2	10	14 LAM Yee Ting
17		Total Team
78	250	Total Team
25	71	7 YEUNG Sau Mei
67 km/h		5 TSANG Sze Nga

#### LEGEND

Atts Attempts  
L Libero player  
n Starting line-up where n = starting position on court (i.e. positions 1 to 6)  
Opp Opponent

C Team Captain  
L Substitute libero  
nn Substitute where nn = jersey number of out going player  
Pts Points scored

Timing and Results provided by Tissot





THU 2 OCT 2014  
Start Time: 19:30 / End Time: 20:44

Match No.: 27

### Match Results

경기 결과

Match Duration: 1h 14m  
Spectators: 110

P2

KAZ vs TPE

0 3

Teams	Sets	1	2	3	Total
KAZ	0	17	17	19	53
TPE	3	25	25	25	75
	Playing Time	22m	23m	23m	1h 08m

First Referee: WANG Ziling (CHN)

Second Referee: JEON Younga (KOR)

KAZ - Kazakhstan								
No	C/L	Name	1	2	3	4	5	Pts
1	C	GORDEYEVA Yelena	6	6	17			7
4		CHUMAK Irina	12	1	1			
5	L	RYLOVA Valeriya	L	L	L			
6		AKILOVA Natalya	2	2	2			6
7		RAZORENKOVA Yekaterina	5	11	5			3
8		SHENBERGER Irina	11	3	3			5
10		DANILOVA Regina	7					
11		ROSTOVCHSHIKOVA Anastassiya	3	5	8			3
12		AIZHARIKHOVA Ainagul	1		4			3
15		BATKULDINA Aliya			7			1
17		MARATOVA Ardak		1	6			2
18		KOLOMOYETS Anastassiya	4	4	4			3

TPE - Chinese Taipei								
No	C/L	Name	1	2	3	4	5	Pts
3		CHANG Yu Chia						
5		CHEN Yi Ju	6	6	6			3
6		HO Yen Chih						
8		YANG Yi Chen	1	1	1			
9		CHANG Li Wen						
11	C	CHEN Wan Ting	4	4	4			18
12	L	YANG Meng Hua	L	L	L			
13		WEN I Tzu	3	3	3			8
15		LEE Tzu Ying	5	5	5			11
16		TSENG Wan Ling						
17		CHANG Chen Yin	2	2	2			12
18		CHEN Tzu Ya			17			1

### TEAM AND PLAYER PERFORMANCES

Won	Total Atts	No Name
25	96	<b>Total Team</b>
7	25	1 GORDEYEVA Yelena
4	12	6 AKILOVA Natalya
3	5	12 AIZHARIKHOVA Ainagul
4	51	<b>Total Team</b>
2	18	18 KOLOMOYETS Anastassiya
1	3	8 SHENBERGER Irina
1	8	6 AKILOVA Natalya
4	54	<b>Total Team</b>
1	10	6 AKILOVA Natalya
1	10	8 SHENBERGER Irina
1	2	15 BATKULDINA Aliya
20		<b>Total Team</b>
53	201	<b>Total Team</b>
7	34	1 GORDEYEVA Yelena
64 km/h		1 GORDEYEVA Yelena

Scoring Skills
<b>Spike</b>
<b>Block</b>
<b>Serve</b>
<b>Opp Error</b>
<b>Total</b>
<b>Best Scorer</b>
<b>Fastest Serve</b>

Won	Total Atts	No Name
47	115	<b>Total Team</b>
17	42	11 CHEN Wan Ting
11	26	17 CHANG Chen Yin
10	21	15 LEE Tzu Ying
2	34	<b>Total Team</b>
1	5	5 CHEN Yi Ju
1	10	13 WEN I Tzu
4	74	<b>Total Team</b>
1	11	11 CHEN Wan Ting
1	10	13 WEN I Tzu
1	9	15 LEE Tzu Ying
22		<b>Total Team</b>
75	223	<b>Total Team</b>
18	59	11 CHEN Wan Ting
66 km/h		17 CHANG Chen Yin

#### LEGEND

Atts Attempts  
L Libero player  
n Starting line-up where n = starting position on court (i.e. positions 1 to 6)  
Opp Opponent

C Team Captain  
L Substitute libero  
nn Substitute where nn = jersey number of out going player  
Pts Points scored

Timing and Results provided by Tissot



Match No.: 28

### Match Results

경기 결과

Match Duration: 1h 21m  
Spectators: 750

P2

JPN vs THA  
0 3

Teams	Sets	1	2	3	Total
JPN	0	17	22	23	62
THA	3	25	25	25	75
	Playing Time	22m	27m	26m	1h 15m

First Referee: SUNG Haeyoeyun (KOR)

Second Referee: CHUNG Ching Ju (TPE)

JPN - Japan								
No	C/L	Name	1	2	3	4	5	Pts
1	C	SUZUKI Yuko	11	11	3			
2		TASHIRO Kanami	6	3	3			
3		NOMOTO Rika	2	2	6			4
4		SHIMAMURA Haruyo	1	4				4
5		HORIKAWA Mari	4		2			
6	L	TORIGOE Miku	L	L	L			
7		TAKAHASHI Saori	2	5	5			14
8		OTAKE Riho	4	1	1			8
9		MURANAGA Nao		7				
10		ITOH Nozomi			4			6
11		INOUE Arisa	3	6				4
12		SAKAMOTO Nanaka	5	2	2			10

THA - Thailand								
No	C/L	Name	1	2	3	4	5	Pts
2	L	PANNOY Piyanut	L	L	L			
3		PHANUSIT Em Orn						
4		NUEKJANG Thatdao	1	3	4			13
5		THINKAOW Pleumjit	4	6	1			8
6		SITTIRAK Onuma	6	2	3			10
9		PINSUWAN Khatthalee						
10	C	APINYAPONG Wilavan	3	5	6			15
12		CHAI SRI Tapaphaipun		4				
13		TOMKOM Nootsara	5	1	2			5
15		KANTHONG Malika	2	4	5			7
17		KAMULTHALA Kaewkalaya						
19		PANKAEW Parinya			4			

### TEAM AND PLAYER PERFORMANCES

Won	Total Atts	No Name
44	111	<b>Total Team</b>
13	29	7 TAKAHASHI Saori
10	29	12 SAKAMOTO Nanaka
6	16	8 Otake Riho
5	36	<b>Total Team</b>
2	8	8 Otake Riho
1	5	4 SHIMAMURA Haruyo
1	3	10 ITOH Nozomi
1	64	<b>Total Team</b>
1	6	4 SHIMAMURA Haruyo
12		<b>Total Team</b>
62	211	<b>Total Team</b>
14	44	7 TAKAHASHI Saori
66 km/h		4 SHIMAMURA Haruyo

Scoring Skills
Spike
Block
Serve
Opp Error
Total
Best Scorer
Fastest Serve

Won	Total Atts	No Name
48	108	<b>Total Team</b>
14	30	10 APINYAPONG Wilavan
9	12	4 NUEKJANG Thatdao
9	29	6 SITTIRAK Onuma
7	46	<b>Total Team</b>
3	14	4 NUEKJANG Thatdao
2	12	5 THINKAOW Pleumjit
1	11	15 KANTHONG Malika
3	73	<b>Total Team</b>
1	8	4 NUEKJANG Thatdao
1	14	13 TOMKOM Nootsara
1	11	6 SITTIRAK Onuma
17		<b>Total Team</b>
75	227	<b>Total Team</b>
15	43	10 APINYAPONG Wilavan
96 km/h		6 SITTIRAK Onuma

LEGEND			
Atts	Attempts	C	Team Captain
L	Libero player	L	Substitute libero
n	Starting line-up where n = starting position on court (i.e. positions 1 to 6)	nn	Substitute where nn = jersey number of out going player
Opp	Opponent	Pts	Points scored

Timing and Results provided by Tissot



THU 2 OCT 2014  
Start Time: 19:30 / End Time: 20:53

Match No.: 29

### Match Results

경기 결과

Match Duration: 1h 23m  
Spectators: 3000

P2

KOR vs CHN  
3 0

Teams	Sets	1	2	3	Total
KOR	3	25	25	25	75
CHN	0	20	13	21	54
	Playing Time	26m	23m	28m	1h 17m

First Referee: PIMTHONGKHONBURI Sasiprapa (THA)

Second Referee: LEE Heung Fai (HKG)

#### KOR - Republic of Korea

No	C/L	Name	1	2	3	4	5	Pts
3		LEE Hyohee	3	2	3			1
4		KIM Heejin	2	1	2			16
5	L	KIM Haeran	L	L	L			
7		LEE Jaeyeong						
8		NAM Jieyoun	13		13			
9		LEE Dayeong	3	3	3			1
10	C	KIM Yeonkoug	4	3	4			26
12		HAN Songyi	6	5	6			4
13		PARK Jeongah	1	6	1			8
14		YANG Hyojin	5	4	5			4
16		BAE Yoona						
19		BAEK Mokhwa						

#### CHN - China

No	C/L	Name	1	2	3	4	5	Pts
1		QIAO Ting						
2		YAO di			5			
3		YIN Na	1	4	2			2
4	L	WANG Qian	L	L				
5	C	DING Xia	4	1	5			1
6		YAN Ni	6	3	1			4
8		ZHANG Changning	2	5	3			22
9		LI Jing			11			
10		ZHANG Xiaoya	3	6	4			4
11		LIU Yanhan	5	2	6			5
12	L	HUANG Liuyan		L	L			
13		WANG Qi	6		11			

#### TEAM AND PLAYER PERFORMANCES

Won	Total Atts	No Name	Scoring Skills	Won	Total Atts	No Name
49	100	Total Team	Spike	33	95	Total Team
25	50	10 KIM Yeonkoug		21	45	8 ZHANG Changning
13	19	4 KIM Heejin		5	18	11 LIU Yanhan
7	22	13 PARK Jeongah	4	15	6 YAN Ni	
8	34	Total Team	Block	5	48	Total Team
3	5	12 HAN Songyi		2	8	10 ZHANG Xiaoya
2	9	4 KIM Heejin		2	7	3 YIN Na
1	4	10 KIM Yeonkoug	1	10	8 ZHANG Changning	
3	73	Total Team	Serve		56	Total Team
1	9	3 LEE Hyohee				
1	11	13 PARK Jeongah				
1	13	4 KIM Heejin				
15		Total Team	Opp Error	16		Total Team
75	207	Total Team		54	199	Total Team
26	63	10 KIM Yeonkoug	Best Scorer	22	64	8 ZHANG Changning
82 km/h		4 KIM Heejin	Fastest Serve	83 km/h		3 YIN Na

#### LEGEND

Atts Attempts  
L Libero player  
n Starting line-up where n = starting position on court (i.e. positions 1 to 6)  
Opp Opponent

C Team Captain  
L Substitute libero  
nn Substitute where nn = jersey number of out going player  
Pts Points scored

Timing and Results provided by Tissot





Match No.: 26

### Match Statistics

경기 통계

Match Duration: 1h 19m  
Spectators: 1090

P3


IND vs HKG  
0 3

Teams	Sets	1	2	3	Total
IND	0	16	26	18	60
HKG	3	25	28	25	78
	Playing Time	22m	29m	22m	1h 13m


First Referee: SALEEM Ahmed (MDV)

Second Referee: PARK Kisuk (KOR)


### IND - India

Scoring Spike

Limit 15.00%

Rk	No	Name	Spikes	Faults	Shots	Total Attempts	Eff %
1	9	TIJI Raju	9	-	13	22	40.91
2	7	SOUMYA V	7	3	13	23	17.39
3	5	POORNIMA M S	5	2	13	20	15.00
	10	NIRMALA	3	3	6	12	
	3	REKHA S	4	6	2	12	
	4	ANUSRI Ghosh	4	1	6	11	
	8	SHEEBA P V	1	1	5	7	
	15	RESHMA P P	-	1	4	5	
	12	TERIN Antony	1	-	1	2	
	1	PRIYANKA Khedkar	-	-	-	-	
	13	PREETI Singh	-	-	-	-	
	14	SRUTIMOL N	-	-	-	-	
<b>Team Totals</b>			34	17	63	114	14.91

Scoring Block


Rk	No	Name	Kill Blocks	Faults	Rebounds	Total Attempts	Avg by Set
1	5	POORNIMA M S	3	2	3	8	1.00
2	4	ANUSRI Ghosh	2	-	8	10	0.67
3	12	TERIN Antony	1	4	2	7	0.33
3	10	NIRMALA	1	1	4	6	0.33
5	9	TIJI Raju	-	1	7	8	0.00
5	7	SOUMYA V	-	3	4	7	0.00
5	8	SHEEBA P V	-	-	3	3	0.00
5	3	REKHA S	-	-	1	1	0.00
5	15	RESHMA P P	-	1	-	1	0.00
	1	PRIYANKA Khedkar	-	-	-	-	
	13	PREETI Singh	-	-	-	-	
	14	SRUTIMOL N	-	-	-	-	
<b>Team Totals</b>			7	12	32	51	2.33

Scoring Service


Rk	No	Name	Aces	Faults	Serve Hits	Total Attempts	Avg by Set
1	9	TIJI Raju	3	-	10	13	1.00
2	5	POORNIMA M S	1	-	9	10	0.33
3	12	TERIN Antony	-	2	8	10	0.00
3	10	NIRMALA	-	1	8	9	0.00
3	4	ANUSRI Ghosh	-	-	7	7	0.00
3	7	SOUMYA V	-	1	5	6	0.00
3	3	REKHA S	-	-	4	4	0.00
3	8	SHEEBA P V	-	-	2	2	0.00
3	15	RESHMA P P	-	-	1	1	0.00
	1	PRIYANKA Khedkar	-	-	-	-	
	13	PREETI Singh	-	-	-	-	
	14	SRUTIMOL N	-	-	-	-	
<b>Team Totals</b>			4	4	54	62	1.33

Team
Opponent Errors & Team Faults

15	1
----	---

Timing and Results provided by Tissot



Match No.: 26

Match Statistics

경기 통계

Match Duration: 1h 19m  
Spectators: 1090

P3


IND vs HKG  
0 3


Teams	Sets	1	2	3	Total
IND	0	16	26	18	60
HKG	3	25	28	25	78
	Playing Time	22m	29m	22m	1h 13m


First Referee: SALEEM Ahmed (MDV)

Second Referee: PARK Kisuk (KOR)

IND - India

Non-Scoring Dig	Rk	No	Name	Digs	Faults	Receptions	Total Attempts	Avg by Set	
	1	1	PRIYANKA Khedkar	2	5	10	17	0.67	
	2	3	REKHA S	1	2	8	11	0.33	
	3	7	SOUMYA V	-	1	11	12	0.00	
	3	10	NIRMALA	-	1	11	12	0.00	
	3	5	POORNIMA M S	-	2	7	9	0.00	
	3	12	TERIN Antony	-	3	6	9	0.00	
	3	9	TIJI Raju	-	-	6	6	0.00	
	3	15	RESHMA P P	-	-	4	4	0.00	
	3	4	ANUSRI Ghosh	-	1	2	3	0.00	
	3	8	SHEEBA P V	-	1	1	2	0.00	
		13	PREETI Singh	-	-	-	-	-	
		14	SRUTIMOL N	-	-	-	-	-	
	<b>Team Totals</b>				3	16	66	85	1.00

Non-Scoring Set	Rk	No	Name	Running Sets	Faults	Still Sets	Total Attempts	Avg by Set	
	1	12	TERIN Antony	26	2	66	94	8.67	
	2	1	PRIYANKA Khedkar	1	-	4	5	0.33	
	2	9	TIJI Raju	1	-	3	4	0.33	
	2	5	POORNIMA M S	1	-	2	3	0.33	
	2	8	SHEEBA P V	1	-	-	1	0.33	
	6	4	ANUSRI Ghosh	-	-	2	2	0.00	
		3	REKHA S	-	-	-	-		
		7	SOUMYA V	-	-	-	-		
		10	NIRMALA	-	-	-	-		
		13	PREETI Singh	-	-	-	-		
		14	SRUTIMOL N	-	-	-	-		
		15	RESHMA P P	-	-	-	-		
	<b>Team Totals</b>				30	2	77	109	10.00

Non-Scoring Reception	Rk	No	Name	Excellents	Faults	Serve Receptions	Total Attempts	Succ %	
	1	1	PRIYANKA Khedkar	7	4	13	24	29.17	
		10	NIRMALA	3	2	12	17		
		3	REKHA S	3	1	12	16		
		7	SOUMYA V	3	2	4	9		
		15	RESHMA P P	-	-	2	2		
		5	POORNIMA M S	-	1	-	1		
		4	ANUSRI Ghosh	-	-	-	-		
		8	SHEEBA P V	-	-	-	-		
		9	TIJI Raju	-	-	-	-		
		12	TERIN Antony	-	-	-	-		
		13	PREETI Singh	-	-	-	-		
		14	SRUTIMOL N	-	-	-	-		
	<b>Limit</b>								
	<b>25.00%</b>				16	10	43	69	23.19



Match No.: 26

### Match Statistics

경기 통계

Match Duration: 1h 19m  
Spectators: 1090

P3


IND vs HKG  
0 3

Teams	Sets	1	2	3	Total
IND	0	16	26	18	60
HKG	3	25	28	25	78
	Playing Time	22m	29m	22m	1h 13m


First Referee: SALEEM Ahmed (MDV)

Second Referee: PARK Kisuk (KOR)


### HKG - Hong Kong, China

Scoring Spike

Limit 15.00%

Rk	No	Name	Spikes	Faults	Shots	Total Attempts	Eff %
1	7	YEUNG Sau Mei	17	3	26	46	30.43
	12	LAW Ho Fung Thyllis	6	6	13	25	
	5	TSANG Sze Nga	5	2	9	16	
	1	LAM Mei	4	3	6	13	
	18	IP Hoi Lun Helen	7	-	5	12	
	4	FONG Sze Man	2	-	4	6	
	14	LAM Yee Ting	2	1	3	6	
	8	KOO Yung Yung	-	-	-	-	
	9	LO Ka Yan	-	-	-	-	
	10	FUNG Tsz Yan	-	-	-	-	
	11	LEE Pui Shan	-	-	-	-	
	16	TSUI Ka Yee	-	-	-	-	
Team Totals			43	15	66	124	22.58

Scoring Block


Rk	No	Name	Kill Blocks	Faults	Rebounds	Total Attempts	Avg by Set
1	7	YEUNG Sau Mei	3	1	4	8	1.00
2	18	IP Hoi Lun Helen	2	3	8	13	0.67
3	12	LAW Ho Fung Thyllis	1	3	5	9	0.33
3	14	LAM Yee Ting	1	1	4	6	0.33
5	5	TSANG Sze Nga	-	2	9	11	0.00
5	1	LAM Mei	-	1	2	3	0.00
	4	FONG Sze Man	-	-	-	-	
	8	KOO Yung Yung	-	-	-	-	
	9	LO Ka Yan	-	-	-	-	
	10	FUNG Tsz Yan	-	-	-	-	
	11	LEE Pui Shan	-	-	-	-	
	16	TSUI Ka Yee	-	-	-	-	
Team Totals			7	11	32	50	2.33

Scoring Service


Rk	No	Name	Aces	Faults	Serve Hits	Total Attempts	Avg by Set
1	7	YEUNG Sau Mei	5	-	12	17	1.67
2	5	TSANG Sze Nga	3	1	12	16	1.00
3	14	LAM Yee Ting	2	1	7	10	0.67
4	18	IP Hoi Lun Helen	1	1	6	8	0.33
5	1	LAM Mei	-	-	18	18	0.00
5	12	LAW Ho Fung Thyllis	-	2	5	7	0.00
	4	FONG Sze Man	-	-	-	-	
	8	KOO Yung Yung	-	-	-	-	
	9	LO Ka Yan	-	-	-	-	
	10	FUNG Tsz Yan	-	-	-	-	
	11	LEE Pui Shan	-	-	-	-	
	16	TSUI Ka Yee	-	-	-	-	
Team Totals			11	5	60	76	3.67

Team

Opponent Errors & Team Faults	17
-------------------------------	----

Timing and Results provided by Tissot



THU 2 OCT 2014  
Start Time: 10:30 / End Time: 11:49

Match No.: 26

### Match Statistics

경기 통계

Match Duration: 1h 19m  
Spectators: 1090

P3

IND vs HKG


0 3

Teams	Sets	1	2	3	Total
IND	0	16	26	18	60
HKG	3	25	28	25	78
	Playing Time	22m	29m	22m	1h 13m

First Referee: SALEEM Ahmed (MDV)

Second Referee: PARK Kisuk (KOR)

### HKG - Hong Kong, China

Non-Scoring Dig


Rk	No	Name	Digs	Faults	Receptions	Total Attempts	Avg by Set
1	16	TSUI Ka Yee	6	1	16	23	2.00
2	12	LAW Ho Fung Thyllis	3	1	9	13	1.00
3	14	LAM Yee Ting	1	2	10	13	0.33
3	5	TSANG Sze Nga	1	1	4	6	0.33
5	1	LAM Mei	-	1	21	22	0.00
5	7	YEUNG Sau Mei	-	1	12	13	0.00
5	18	IP Hoi Lun Helen	-	1	1	2	0.00
5	4	FONG Sze Man	-	-	1	1	0.00
5	11	LEE Pui Shan	-	-	1	1	0.00
	8	KOO Yung Yung	-	-	-	-	-
	9	LO Ka Yan	-	-	-	-	-
	10	FUNG Tsz Yan	-	-	-	-	-
<b>Team Totals</b>			11	8	75	94	3.67

Non-Scoring Set


Rk	No	Name	Running Sets	Faults	Still Sets	Total Attempts	Avg by Set
1	14	LAM Yee Ting	30	1	54	85	10.00
2	7	YEUNG Sau Mei	4	-	2	6	1.33
2	10	FUNG Tsz Yan	4	1	1	6	1.33
4	16	TSUI Ka Yee	2	-	10	12	0.67
5	12	LAW Ho Fung Thyllis	1	-	3	4	0.33
6	5	TSANG Sze Nga	-	-	6	6	0.00
6	18	IP Hoi Lun Helen	-	-	4	4	0.00
	1	LAM Mei	-	-	-	-	-
	4	FONG Sze Man	-	-	-	-	-
	8	KOO Yung Yung	-	-	-	-	-
	9	LO Ka Yan	-	-	-	-	-
	11	LEE Pui Shan	-	-	-	-	-
<b>Team Totals</b>			41	2	80	123	13.67

Non-Scoring Reception

<b>Limit</b>
<b>25.00%</b>

Rk	No	Name	Excellents	Faults	Serve Receptions	Total Attempts	Succ %
1	16	TSUI Ka Yee	8	1	17	26	30.77
	1	LAM Mei	3	2	11	16	
	7	YEUNG Sau Mei	-	1	7	8	
	12	LAW Ho Fung Thyllis	-	-	4	4	
	11	LEE Pui Shan	-	-	1	1	
	4	FONG Sze Man	-	-	-	-	
	5	TSANG Sze Nga	-	-	-	-	
	8	KOO Yung Yung	-	-	-	-	
	9	LO Ka Yan	-	-	-	-	
	10	FUNG Tsz Yan	-	-	-	-	
	14	LAM Yee Ting	-	-	-	-	
	18	IP Hoi Lun Helen	-	-	-	-	
<b>Team Totals</b>			11	4	40	55	20.00

LEGEND Avg Average Eff% Efficiency Rk Rank Succ% Success %

Timing and Results provided by Tissot



THU 2 OCT 2014  
Start Time: 19:30 / End Time: 20:44

Match No.: 27

### Match Statistics

경기 통계

Match Duration: 1h 14m  
Spectators: 110

P3


KAZ vs TPE  
0 3


Teams	Sets	1	2	3	Total
KAZ	0	17	17	19	53
TPE	3	25	25	25	75
	Playing Time	22m	23m	23m	1h 08m


First Referee: WANG Ziling (CHN)

Second Referee: JEON Younga (KOR)

### KAZ - Kazakhstan

Scoring Spike	Rk	No	Name	Spikes	Faults	Shots	Total Attempts	Eff %
	1	1	GORDEYEVA Yelena	7	4	14	25	12.00
		8	SHENBERGER Irina	3	1	9	13	
		6	AKILOVA Natalya	4	2	6	12	
		18	KOLOMOYETS Anastassiya	1	3	7	11	
		7	RAZORENKOVA Yekaterina	3	1	5	9	
		11	ROSTOVCHSHIKOVA Anastassiya	2	1	5	8	
		17	MARATOVA Ardak	2	3	2	7	
		12	AIZHARIKHOVA Ainagul	3	-	2	5	
		4	CHUMAK Irina	-	1	4	5	
		15	BATKULDINA Aliya	-	1	-	1	
	5	RYLOVA Valeriya	-	-	-	-		
	10	DANILOVA Regina	-	-	-	-		
Limit 15.00%	<b>Team Totals</b>			25	17	54	96	8.33

Scoring Block	Rk	No	Name	Kill Blocks	Faults	Rebounds	Total Attempts	Avg by Set
	1	18	KOLOMOYETS Anastassiya	2	8	8	18	0.67
	2	6	AKILOVA Natalya	1	3	4	8	0.33
	2	8	SHENBERGER Irina	1	1	1	3	0.33
	4	7	RAZORENKOVA Yekaterina	-	2	4	6	0.00
	4	1	GORDEYEVA Yelena	-	-	5	5	0.00
	4	4	CHUMAK Irina	-	3	2	5	0.00
	4	12	AIZHARIKHOVA Ainagul	-	1	2	3	0.00
	4	11	ROSTOVCHSHIKOVA Anastassiya	-	-	1	1	0.00
	4	15	BATKULDINA Aliya	-	-	1	1	0.00
	4	10	DANILOVA Regina	-	1	-	1	0.00
	5	RYLOVA Valeriya	-	-	-	-		
	17	MARATOVA Ardak	-	-	-	-		
	<b>Team Totals</b>			4	19	28	51	1.33

Scoring Service	Rk	No	Name	Aces	Faults	Serve Hits	Total Attempts	Avg by Set
	1	6	AKILOVA Natalya	1	-	9	10	0.33
	1	8	SHENBERGER Irina	1	-	9	10	0.33
	1	11	ROSTOVCHSHIKOVA Anastassiya	1	1	4	6	0.33
	1	15	BATKULDINA Aliya	1	-	1	2	0.33
	5	18	KOLOMOYETS Anastassiya	-	2	5	7	0.00
	5	12	AIZHARIKHOVA Ainagul	-	-	5	5	0.00
	5	7	RAZORENKOVA Yekaterina	-	1	4	5	0.00
	5	1	GORDEYEVA Yelena	-	-	4	4	0.00
	5	4	CHUMAK Irina	-	-	4	4	0.00
	5	17	MARATOVA Ardak	-	-	1	1	0.00
	5	RYLOVA Valeriya	-	-	-	-		
	10	DANILOVA Regina	-	-	-	-		
	<b>Team Totals</b>			4	4	46	54	1.33

Team	Opponent Errors & Team Faults	20	2
------	-------------------------------	----	---

Timing and Results provided by Tissot





THU 2 OCT 2014  
Start Time: 19:30 / End Time: 20:44

Match No.: 27

### Match Statistics

경기 통계

Match Duration: 1h 14m  
Spectators: 110

P3

KAZ vs TPE


0 3

Teams	Sets	1	2	3	Total
KAZ	0	17	17	19	53
TPE	3	25	25	25	75
	Playing Time	22m	23m	23m	1h 08m


First Referee: WANG Ziling (CHN)

Second Referee: JEON Younga (KOR)

### KAZ - Kazakhstan

Non-Scoring Dig


Rk	No	Name	Digs	Faults	Receptions	Total Attempts	Avg by Set
1	5	RYLOVA Valeriya	2	4	13	19	0.67
2	6	AKILOVA Natalya	1	2	8	11	0.33
3	1	GORDEYEVA Yelena	-	1	10	11	0.00
3	7	RAZORENKOVA Yekaterina	-	1	5	6	0.00
3	8	SHENBERGER Irina	-	1	5	6	0.00
3	15	BATKULDINA Aliya	-	1	5	6	0.00
3	4	CHUMAK Irina	-	-	5	5	0.00
3	10	DANILOVA Regina	-	1	4	5	0.00
3	11	ROSTOVCHSHIKOVA Anastassiya	-	1	4	5	0.00
3	18	KOLOMOYETS Anastassiya	-	2	1	3	0.00
3	12	AIZHARIKHOVA Ainagul	-	-	2	2	0.00
	17	MARATOVA Ardak	-	-	-	-	-
<b>Team Totals</b>			3	14	62	79	1.00

Non-Scoring Set


Rk	No	Name	Running Sets	Faults	Still Sets	Total Attempts	Avg by Set
1	6	AKILOVA Natalya	17	-	37	54	5.67
2	15	BATKULDINA Aliya	5	-	8	13	1.67
3	1	GORDEYEVA Yelena	1	-	4	5	0.33
3	17	MARATOVA Ardak	1	-	-	1	0.33
5	7	RAZORENKOVA Yekaterina	-	1	5	6	0.00
5	5	RYLOVA Valeriya	-	-	5	5	0.00
5	18	KOLOMOYETS Anastassiya	-	-	5	5	0.00
5	11	ROSTOVCHSHIKOVA Anastassiya	-	-	2	2	0.00
5	4	CHUMAK Irina	-	-	1	1	0.00
5	8	SHENBERGER Irina	-	-	1	1	0.00
	10	DANILOVA Regina	-	-	-	-	-
	12	AIZHARIKHOVA Ainagul	-	-	-	-	-
<b>Team Totals</b>			24	1	68	93	8.00

Non-Scoring Reception

<b>Limit</b>
<b>25.00%</b>

Rk	No	Name	Excellents	Faults	Serve Receptions	Total Attempts	Succ %
1	7	RAZORENKOVA Yekaterina	2	1	13	16	12.50
	5	RYLOVA Valeriya	3	1	10	14	
	1	GORDEYEVA Yelena	4	-	6	10	
	11	ROSTOVCHSHIKOVA Anastassiya	1	2	5	8	
	8	SHENBERGER Irina	-	-	4	4	
	17	MARATOVA Ardak	1	-	2	3	
	10	DANILOVA Regina	-	-	1	1	
	15	BATKULDINA Aliya	-	-	1	1	
	4	CHUMAK Irina	-	-	-	-	
	6	AKILOVA Natalya	-	-	-	-	
	12	AIZHARIKHOVA Ainagul	-	-	-	-	
	18	KOLOMOYETS Anastassiya	-	-	-	-	
<b>Team Totals</b>			11	4	42	57	19.30

Timing and Results provided by Tissot



THU 2 OCT 2014  
Start Time: 19:30 / End Time: 20:44

Match No.: 27

### Match Statistics

경기 통계

Match Duration: 1h 14m  
Spectators: 110

P3


KAZ vs TPE  
0 3

Teams	Sets	1	2	3	Total
KAZ	0	17	17	19	53
TPE	3	25	25	25	75
	Playing Time	22m	23m	23m	1h 08m


First Referee: WANG Ziling (CHN)

Second Referee: JEON Younga (KOR)


### TPE - Chinese Taipei

Scoring Spike

Limit 15.00%

Rk	No	Name	Spikes	Faults	Shots	Total Attempts	Eff %
1	15	LEE Tzu Ying	10	2	9	21	38.10
1	13	WEN I Tzu	6	-	10	16	37.50
3	11	CHEN Wan Ting	17	4	21	42	30.95
3	17	CHANG Chen Yin	11	3	12	26	30.77
	5	CHEN Yi Ju	2	1	6	9	
	18	CHEN Tzu Ya	1	-	-	1	
	3	CHANG Yu Chia	-	-	-	-	
	6	HO Yen Chih	-	-	-	-	
	8	YANG Yi Chen	-	-	-	-	
	9	CHANG Li Wen	-	-	-	-	
	12	YANG Meng Hua	-	-	-	-	
	16	TSENG Wan Ling	-	-	-	-	
<b>Team Totals</b>			47	10	58	115	32.17

Scoring Block


Rk	No	Name	Kill Blocks	Faults	Rebounds	Total Attempts	Avg by Set
1	13	WEN I Tzu	1	2	7	10	0.33
1	5	CHEN Yi Ju	1	1	3	5	0.33
3	8	YANG Yi Chen	-	3	4	7	0.00
3	11	CHEN Wan Ting	-	2	4	6	0.00
3	15	LEE Tzu Ying	-	1	2	3	0.00
3	17	CHANG Chen Yin	-	1	2	3	0.00
	3	CHANG Yu Chia	-	-	-	-	
	6	HO Yen Chih	-	-	-	-	
	9	CHANG Li Wen	-	-	-	-	
	12	YANG Meng Hua	-	-	-	-	
	16	TSENG Wan Ling	-	-	-	-	
	18	CHEN Tzu Ya	-	-	-	-	
<b>Team Totals</b>			2	10	22	34	0.67

Scoring Service


Rk	No	Name	Aces	Faults	Serve Hits	Total Attempts	Avg by Set
1	17	CHANG Chen Yin	1	4	13	18	0.33
1	11	CHEN Wan Ting	1	-	10	11	0.33
1	13	WEN I Tzu	1	-	9	10	0.33
1	15	LEE Tzu Ying	1	1	7	9	0.33
5	8	YANG Yi Chen	-	3	11	14	0.00
5	5	CHEN Yi Ju	-	2	10	12	0.00
	3	CHANG Yu Chia	-	-	-	-	
	6	HO Yen Chih	-	-	-	-	
	9	CHANG Li Wen	-	-	-	-	
	12	YANG Meng Hua	-	-	-	-	
	16	TSENG Wan Ling	-	-	-	-	
	18	CHEN Tzu Ya	-	-	-	-	
<b>Team Totals</b>			4	10	60	74	1.33

Team
Opponent Errors & Team Faults

22	1
----	---

Timing and Results provided by Tissot



Match No.: 27

### Match Statistics

경기 통계

Match Duration: 1h 14m  
Spectators: 110

P3

KAZ vs TPE


0 3

Teams	Sets	1	2	3	Total
KAZ	0	17	17	19	53
TPE	3	25	25	25	75
	Playing Time	22m	23m	23m	1h 08m

First Referee: WANG Ziling (CHN)

Second Referee: JEON Younga (KOR)

### TPE - Chinese Taipei

Non-Scoring Dig


Rk	No	Name	Digs	Faults	Receptions	Total Attempts	Avg by Set
1	12	YANG Meng Hua	7	2	18	27	2.33
2	8	YANG Yi Chen	3	-	7	10	1.00
3	15	LEE Tzu Ying	1	-	16	17	0.33
3	11	CHEN Wan Ting	1	1	9	11	0.33
3	17	CHANG Chen Yin	1	-	8	9	0.33
6	13	WEN I Tzu	-	1	4	5	0.00
6	5	CHEN Yi Ju	-	1	1	2	0.00
	3	CHANG Yu Chia	-	-	-	-	-
	6	HO Yen Chih	-	-	-	-	-
	9	CHANG Li Wen	-	-	-	-	-
	16	TSENG Wan Ling	-	-	-	-	-
	18	CHEN Tzu Ya	-	-	-	-	-
<b>Team Totals</b>			13	5	63	81	4.33

Non-Scoring Set


Rk	No	Name	Running Sets	Faults	Still Sets	Total Attempts	Avg by Set
1	8	YANG Yi Chen	37	2	55	94	12.33
2	15	LEE Tzu Ying	4	-	3	7	1.33
3	13	WEN I Tzu	3	-	1	4	1.00
4	12	YANG Meng Hua	1	-	4	5	0.33
4	17	CHANG Chen Yin	1	-	2	3	0.33
6	5	CHEN Yi Ju	-	1	-	1	0.00
	3	CHANG Yu Chia	-	-	-	-	-
	6	HO Yen Chih	-	-	-	-	-
	9	CHANG Li Wen	-	-	-	-	-
	11	CHEN Wan Ting	-	-	-	-	-
	16	TSENG Wan Ling	-	-	-	-	-
	18	CHEN Tzu Ya	-	-	-	-	-
<b>Team Totals</b>			46	3	65	114	15.33

Non-Scoring Reception

<b>Limit</b>
<b>25.00%</b>

Rk	No	Name	Excellents	Faults	Serve Receptions	Total Attempts	Succ %
1	15	LEE Tzu Ying	8	1	16	25	32.00
	17	CHANG Chen Yin	4	1	6	11	
	12	YANG Meng Hua	4	1	5	10	
	13	WEN I Tzu	-	-	1	1	
	18	CHEN Tzu Ya	-	1	-	1	
	3	CHANG Yu Chia	-	-	-	-	
	5	CHEN Yi Ju	-	-	-	-	
	6	HO Yen Chih	-	-	-	-	
	8	YANG Yi Chen	-	-	-	-	
	9	CHANG Li Wen	-	-	-	-	
	11	CHEN Wan Ting	-	-	-	-	
	16	TSENG Wan Ling	-	-	-	-	
<b>Team Totals</b>			16	4	28	48	33.33

LEGEND

Avg Average      Eff% Efficiency      Rk Rank      Succ% Success %

Timing and Results provided by Tissot



THU 2 OCT 2014  
Start Time: 13:30 / End Time: 14:51

Match No.: 28

### Match Statistics

경기 통계

Match Duration: 1h 21m  
Spectators: 750

P3


JPN vs THA  
0 3


Teams	Sets	1	2	3	Total
JPN	0	17	22	23	62
THA	3	25	25	25	75
	Playing Time	22m	27m	26m	1h 15m


First Referee: SUNG Haeyoeun (KOR)

Second Referee: CHUNG Ching Ju (TPE)

### JPN - Japan

Scoring Spike	Rk	No	Name	Spikes	Faults	Shots	Total Attempts	Eff %
	1	7	TAKAHASHI Saori	13	3	13	29	34.48
	2	12	SAKAMOTO Nanaka	10	6	13	29	13.79
		8	OTAKE Riho	6	3	7	16	
		3	NOMOTO Rika	4	1	8	13	
		11	INOUE Arisa	4	1	7	12	
		4	SHIMAMURA Haruyo	2	1	4	7	
		10	ITOH Nozomi	5	-	-	5	
		1	SUZUKI Yuko	-	-	-	-	
		2	TASHIRO Kanami	-	-	-	-	
		5	HORIKAWA Mari	-	-	-	-	
		6	TORIGOE Miku	-	-	-	-	
		9	MURANAGA Nao	-	-	-	-	
	Limit 15.00%	<b>Team Totals</b>			44	15	52	111

Scoring Block	Rk	No	Name	Kill Blocks	Faults	Rebounds	Total Attempts	Avg by Set
	1	8	OTAKE Riho	2	3	3	8	0.67
	2	7	TAKAHASHI Saori	1	3	3	7	0.33
	2	4	SHIMAMURA Haruyo	1	-	4	5	0.33
	2	10	ITOH Nozomi	1	-	2	3	0.33
	5	2	TASHIRO Kanami	-	1	4	5	0.00
	5	12	SAKAMOTO Nanaka	-	1	4	5	0.00
	5	3	NOMOTO Rika	-	1	1	2	0.00
	5	11	INOUE Arisa	-	1	-	1	0.00
		1	SUZUKI Yuko	-	-	-	-	
		5	HORIKAWA Mari	-	-	-	-	
		6	TORIGOE Miku	-	-	-	-	
		9	MURANAGA Nao	-	-	-	-	
		<b>Team Totals</b>			5	10	21	36

Scoring Service	Rk	No	Name	Aces	Faults	Serve Hits	Total Attempts	Avg by Set
	1	4	SHIMAMURA Haruyo	1	2	3	6	0.33
	2	2	TASHIRO Kanami	-	1	14	15	0.00
	2	12	SAKAMOTO Nanaka	-	1	8	9	0.00
	2	8	OTAKE Riho	-	-	8	8	0.00
	2	7	TAKAHASHI Saori	-	2	6	8	0.00
	2	11	INOUE Arisa	-	-	5	5	0.00
	2	10	ITOH Nozomi	-	1	4	5	0.00
	2	1	SUZUKI Yuko	-	-	4	4	0.00
	2	3	NOMOTO Rika	-	-	2	2	0.00
	2	9	MURANAGA Nao	-	-	1	1	0.00
	2	5	HORIKAWA Mari	-	1	-	1	0.00
		6	TORIGOE Miku	-	-	-	-	
		<b>Team Totals</b>			1	8	55	64

Team	Opponent Errors & Team Faults	12
------	-------------------------------	----

Timing and Results provided by Tissot



THU 2 OCT 2014  
Start Time: 13:30 / End Time: 14:51

Match No.: 28

### Match Statistics

경기 통계

Match Duration: 1h 21m  
Spectators: 750

P3


JPN vs THA  
0 3

Teams	Sets	1	2	3	Total
JPN	0	17	22	23	62
THA	3	25	25	25	75
	Playing Time	22m	27m	26m	1h 15m


First Referee: SUNG Haeyoeun (KOR)

Second Referee: CHUNG Ching Ju (TPE)

### JPN - Japan

Non-Scoring Dig	Rk	No	Name	Digs	Faults	Receptions	Total Attempts	Avg by Set
	1	6	TORIGOE Miku	5	5	8	18	1.67
	2	7	TAKAHASHI Saori	3	4	9	16	1.00
	2	11	INOUE Arisa	3	-	4	7	1.00
	4	2	TASHIRO Kanami	1	1	6	8	0.33
	4	12	SAKAMOTO Nanaka	1	1	4	6	0.33
	4	3	NOMOTO Rika	1	-	3	4	0.33
	7	8	OTAKE Riho	-	-	6	6	0.00
	7	4	SHIMAMURA Haruyo	-	1	1	2	0.00
	7	10	ITOH Nozomi	-	-	1	1	0.00
	7	1	SUZUKI Yuko	-	1	-	1	0.00
	7	9	MURANAGA Nao	-	1	-	1	0.00
		5	HORIKAWA Mari	-	-	-	-	-
<b>Team Totals</b>				14	14	42	70	4.67

Non-Scoring Set	Rk	No	Name	Running Sets	Faults	Still Sets	Total Attempts	Avg by Set
	1	2	TASHIRO Kanami	35	-	39	74	11.67
	2	1	SUZUKI Yuko	5	1	8	14	1.67
	3	6	TORIGOE Miku	2	-	7	9	0.67
	4	7	TAKAHASHI Saori	-	-	2	2	0.00
	4	8	OTAKE Riho	-	-	2	2	0.00
	4	10	ITOH Nozomi	-	-	2	2	0.00
	4	3	NOMOTO Rika	-	-	1	1	0.00
	4	4	SHIMAMURA Haruyo	-	-	1	1	0.00
	4	11	INOUE Arisa	-	-	1	1	0.00
		5	HORIKAWA Mari	-	-	-	-	-
		9	MURANAGA Nao	-	-	-	-	-
		12	SAKAMOTO Nanaka	-	-	-	-	-
<b>Team Totals</b>				42	1	63	106	14.00

Non-Scoring Reception	Rk	No	Name	Excellents	Faults	Serve Receptions	Total Attempts	Succ %	
	1	6	TORIGOE Miku	5	1	16	22	22.73	
	2	7	TAKAHASHI Saori	4	1	13	18	22.22	
	3	12	SAKAMOTO Nanaka	5	1	17	23	21.74	
		8	OTAKE Riho	-	-	2	2	-	
		11	INOUE Arisa	-	-	1	1	-	
		1	SUZUKI Yuko	-	-	-	-	-	
		2	TASHIRO Kanami	-	-	-	-	-	
		3	NOMOTO Rika	-	-	-	-	-	
		4	SHIMAMURA Haruyo	-	-	-	-	-	
		5	HORIKAWA Mari	-	-	-	-	-	
		9	MURANAGA Nao	-	-	-	-	-	
		10	ITOH Nozomi	-	-	-	-	-	
<b>Limit</b>									
<b>25.00%</b>	<b>Team Totals</b>				14	3	49	66	21.21





THU 2 OCT 2014  
Start Time: 13:30 / End Time: 14:51

Match No.: 28

### Match Statistics

경기 통계

Match Duration: 1h 21m  
Spectators: 750

P3

JPN vs THA

0 3

Teams	Sets	1	2	3	Total
JPN	0	17	22	23	62
THA	3	25	25	25	75
	Playing Time	22m	27m	26m	1h 15m

First Referee: SUNG Haeyoeun (KOR)


Second Referee: CHUNG Ching Ju (TPE)

### THA - Thailand

Scoring Spike

Limit
15.00%

Rk	No	Name	Spikes	Faults	Shots	Total Attempts	Eff %
1	10	APINYAPONG Wilavan	14	3	13	30	36.67
2	15	KANTHONG Malika	6	2	11	19	21.05
2	6	SITTIRAK Onuma	9	3	17	29	20.69
	4	NUEKJANG Thatdao	9	-	3	12	
	5	THINKAOW Pleumjit	6	-	4	10	
	13	TOMKOM Nootsara	4	-	4	8	
	2	PANNOY Piyanut	-	-	-	-	
	3	PHANUSIT Em Orn	-	-	-	-	
	9	PINSUWAN Khatthalee	-	-	-	-	
	12	CHAISRI Tapaphaipun	-	-	-	-	
	17	KAMULTHALA Kaewkalaya	-	-	-	-	
	19	PANKAEW Parinya	-	-	-	-	
Team Totals			48	8	52	108	37.04

Scoring Block


Rk	No	Name	Kill Blocks	Faults	Rebounds	Total Attempts	Avg by Set
1	4	NUEKJANG Thatdao	3	5	6	14	1.00
2	5	THINKAOW Pleumjit	2	4	6	12	0.67
3	15	KANTHONG Malika	1	5	5	11	0.33
3	10	APINYAPONG Wilavan	1	1	-	2	0.33
5	13	TOMKOM Nootsara	-	2	2	4	0.00
5	6	SITTIRAK Onuma	-	1	2	3	0.00
	2	PANNOY Piyanut	-	-	-	-	
	3	PHANUSIT Em Orn	-	-	-	-	
	9	PINSUWAN Khatthalee	-	-	-	-	
	12	CHAISRI Tapaphaipun	-	-	-	-	
	17	KAMULTHALA Kaewkalaya	-	-	-	-	
	19	PANKAEW Parinya	-	-	-	-	
Team Totals			7	18	21	46	2.33

Scoring Service


Rk	No	Name	Aces	Faults	Serve Hits	Total Attempts	Avg by Set
1	13	TOMKOM Nootsara	1	1	12	14	0.33
1	6	SITTIRAK Onuma	1	2	8	11	0.33
1	4	NUEKJANG Thatdao	1	-	7	8	0.33
4	15	KANTHONG Malika	-	1	15	16	0.00
4	10	APINYAPONG Wilavan	-	1	10	11	0.00
4	5	THINKAOW Pleumjit	-	2	9	11	0.00
4	19	PANKAEW Parinya	-	-	1	1	0.00
4	12	CHAISRI Tapaphaipun	-	1	-	1	0.00
	2	PANNOY Piyanut	-	-	-	-	
	3	PHANUSIT Em Orn	-	-	-	-	
	9	PINSUWAN Khatthalee	-	-	-	-	
	17	KAMULTHALA Kaewkalaya	-	-	-	-	
Team Totals			3	8	62	73	1.00

Team
Opponent Errors & Team Faults

17
----

Timing and Results provided by Tissot



THU 2 OCT 2014  
Start Time: 13:30 / End Time: 14:51

Match No.: 28

### Match Statistics

경기 통계

Match Duration: 1h 21m  
Spectators: 750

P3


JPN vs THA  
0 3

Teams	Sets	1	2	3	Total
JPN	0	17	22	23	62
THA	3	25	25	25	75
	Playing Time	22m	27m	26m	1h 15m


First Referee: SUNG Haeyoeun (KOR)

Second Referee: CHUNG Ching Ju (TPE)

### THA - Thailand

Non-Scoring Dig


Rk	No	Name	Digs	Faults	Receptions	Total Attempts	Avg by Set
1	15	KANTHONG Malika	7	4	7	18	2.33
2	2	PANNOY Piyanut	4	4	8	16	1.33
3	10	APINYAPONG Wilavan	2	1	7	10	0.67
3	6	SITTIRAK Onuma	2	2	5	9	0.67
5	13	TOMKOM Nootsara	1	3	4	8	0.33
6	5	THINKAOW Pleumjit	-	2	5	7	0.00
6	4	NUEKJANG Thatdao	-	1	4	5	0.00
	3	PHANUSIT Em Orn	-	-	-	-	-
	9	PINSUWAN Khatthalee	-	-	-	-	-
	12	CHAISRI Tapaphaipun	-	-	-	-	-
	17	KAMULTHALA Kaewkalaya	-	-	-	-	-
	19	PANKAEW Parinya	-	-	-	-	-
<b>Team Totals</b>			16	17	40	73	5.33

Non-Scoring Set


Rk	No	Name	Running Sets	Faults	Still Sets	Total Attempts	Avg by Set
1	13	TOMKOM Nootsara	36	-	38	74	12.00
2	2	PANNOY Piyanut	2	-	3	5	0.67
3	10	APINYAPONG Wilavan	1	-	2	3	0.33
4	6	SITTIRAK Onuma	-	1	5	6	0.00
4	5	THINKAOW Pleumjit	-	-	3	3	0.00
4	15	KANTHONG Malika	-	-	3	3	0.00
4	4	NUEKJANG Thatdao	-	-	1	1	0.00
	3	PHANUSIT Em Orn	-	-	-	-	-
	9	PINSUWAN Khatthalee	-	-	-	-	-
	12	CHAISRI Tapaphaipun	-	-	-	-	-
	17	KAMULTHALA Kaewkalaya	-	-	-	-	-
	19	PANKAEW Parinya	-	-	-	-	-
<b>Team Totals</b>			39	1	55	95	13.00

Non-Scoring Reception

<b>Limit</b>
25.00%

Rk	No	Name	Excellents	Faults	Serve Receptions	Total Attempts	Succ %
1	10	APINYAPONG Wilavan	11	-	7	18	61.11
2	15	KANTHONG Malika	9	-	18	27	33.33
	2	PANNOY Piyanut	3	1	4	8	
	6	SITTIRAK Onuma	-	-	1	1	
	3	PHANUSIT Em Orn	-	-	-	-	
	4	NUEKJANG Thatdao	-	-	-	-	
	5	THINKAOW Pleumjit	-	-	-	-	
	9	PINSUWAN Khatthalee	-	-	-	-	
	12	CHAISRI Tapaphaipun	-	-	-	-	
	13	TOMKOM Nootsara	-	-	-	-	
	17	KAMULTHALA Kaewkalaya	-	-	-	-	
	19	PANKAEW Parinya	-	-	-	-	
<b>Team Totals</b>			23	1	30	54	42.59

LEGEND Avg Average Eff% Efficiency Rk Rank Succ% Success %

Timing and Results provided by Tissot



Match No.: 29

### Match Statistics

경기 통계

Match Duration: 1h 23m  
Spectators: 3000

P3


KOR vs CHN  
3 0


Teams	Sets	1	2	3	Total
KOR	3	25	25	25	75
CHN	0	20	13	21	54
	Playing Time	26m	23m	28m	1h 17m


First Referee: PIMTHONGKHONBURI Sasiprapa (THA)

Second Referee: LEE Heung Fai (HKG)

### KOR - Republic of Korea

Scoring Spike	Rk	No	Name	Spikes	Faults	Shots	Total Attempts	Eff %	
	1	4	KIM Heejin	13	3	3	19	52.63	
	2	10	KIM Yeonkoug	25	7	18	50	36.00	
	3	13	PARK Jeongah	7	4	11	22	13.64	
		14	YANG Hyojin	3	-	3	6		
		12	HAN Songyi	1	-	1	2		
		9	LEE Dayeong	-	-	1	1		
		3	LEE Hyohee	-	-	-	-		
		5	KIM Haeran	-	-	-	-		
		7	LEE Jaeyeong	-	-	-	-		
		8	NAM Jieyoun	-	-	-	-		
		16	BAE Yoona	-	-	-	-		
		19	BAEK Mokhwa	-	-	-	-		
	Limit								
	15.00%								
		<b>Team Totals</b>			49	14	37	100	35.00

Scoring Block	Rk	No	Name	Kill Blocks	Faults	Rebounds	Total Attempts	Avg by Set	
	1	12	HAN Songyi	3	2	-	5	1.00	
	2	4	KIM Heejin	2	-	7	9	0.67	
	3	14	YANG Hyojin	1	4	3	8	0.33	
	3	10	KIM Yeonkoug	1	1	2	4	0.33	
	3	9	LEE Dayeong	1	1	-	2	0.33	
	6	13	PARK Jeongah	-	1	3	4	0.00	
	6	3	LEE Hyohee	-	-	2	2	0.00	
		5	KIM Haeran	-	-	-	-		
		7	LEE Jaeyeong	-	-	-	-		
		8	NAM Jieyoun	-	-	-	-		
		16	BAE Yoona	-	-	-	-		
		19	BAEK Mokhwa	-	-	-	-		
		<b>Team Totals</b>			8	9	17	34	2.67

Scoring Service	Rk	No	Name	Aces	Faults	Serve Hits	Total Attempts	Avg by Set	
	1	4	KIM Heejin	1	3	9	13	0.33	
	1	13	PARK Jeongah	1	2	8	11	0.33	
	1	3	LEE Hyohee	1	-	8	9	0.33	
	4	14	YANG Hyojin	-	-	16	16	0.00	
	4	12	HAN Songyi	-	-	11	11	0.00	
	4	10	KIM Yeonkoug	-	1	8	9	0.00	
	4	9	LEE Dayeong	-	1	3	4	0.00	
		5	KIM Haeran	-	-	-	-		
		7	LEE Jaeyeong	-	-	-	-		
		8	NAM Jieyoun	-	-	-	-		
		16	BAE Yoona	-	-	-	-		
		19	BAEK Mokhwa	-	-	-	-		
		<b>Team Totals</b>			3	7	63	73	1.00

Team	Opponent Errors & Team Faults	15
------	-------------------------------	----

Timing and Results provided by Tissot



Match No.: 29

### Match Statistics

경기 통계

Match Duration: 1h 23m  
Spectators: 3000

P3

KOR vs CHN


3 0


Teams	Sets	1	2	3	Total
KOR	3	25	25	25	75
CHN	0	20	13	21	54
	Playing Time	26m	23m	28m	1h 17m


First Referee: PIMTHONGKHONBURI Sasiprapa (THA)

Second Referee: LEE Heung Fai (HKG)

### KOR - Republic of Korea

Non-Scoring Dig	Rk	No	Name	Digs	Faults	Receptions	Total Attempts	Avg by Set
	1	5	KIM Haeran	6	2	10	18	2.00
	2	10	KIM Yeonkoug	4	2	12	18	1.33
	3	12	HAN Songyi	-	3	10	13	0.00
	3	3	LEE Hyohee	-	-	4	4	0.00
	3	9	LEE Dayeong	-	2	2	4	0.00
	3	4	KIM Heejin	-	-	2	2	0.00
	3	14	YANG Hyojin	-	-	2	2	0.00
	3	13	PARK Jeongah	-	-	1	1	0.00
		7	LEE Jaeyeong	-	-	-	-	-
		8	NAM Jieyouun	-	-	-	-	-
		16	BAE Yoona	-	-	-	-	-
		19	BAEK Mokhwa	-	-	-	-	-
	<b>Team Totals</b>				10	9	43	62

Non-Scoring Set	Rk	No	Name	Running Sets	Faults	Still Sets	Total Attempts	Avg by Set
	1	3	LEE Hyohee	26	-	20	46	8.67
	2	9	LEE Dayeong	15	-	14	29	5.00
	3	14	YANG Hyojin	2	-	5	7	0.67
	4	4	KIM Heejin	1	-	1	2	0.33
	4	13	PARK Jeongah	1	-	1	2	0.33
	6	5	KIM Haeran	-	-	4	4	0.00
	6	10	KIM Yeonkoug	-	-	2	2	0.00
	6	12	HAN Songyi	-	-	2	2	0.00
		7	LEE Jaeyeong	-	-	-	-	-
		8	NAM Jieyouun	-	-	-	-	-
		16	BAE Yoona	-	-	-	-	-
		19	BAEK Mokhwa	-	-	-	-	-
	<b>Team Totals</b>				45		49	94

Non-Scoring Reception	Rk	No	Name	Excellents	Faults	Serve Receptions	Total Attempts	Succ %
	1	5	KIM Haeran	10	-	7	17	58.82
	2	10	KIM Yeonkoug	7	-	12	19	36.84
		12	HAN Songyi	2	-	5	7	
		13	PARK Jeongah	1	-	2	3	
		8	NAM Jieyouun	-	-	1	1	
		3	LEE Hyohee	-	-	-	-	
		4	KIM Heejin	-	-	-	-	
		7	LEE Jaeyeong	-	-	-	-	
		9	LEE Dayeong	-	-	-	-	
		14	YANG Hyojin	-	-	-	-	
		16	BAE Yoona	-	-	-	-	
		19	BAEK Mokhwa	-	-	-	-	
	<b>Limit</b>							
<b>25.00%</b>				20		27	47	42.55
<b>Team Totals</b>								

Timing and Results provided by Tissot



Match No.: 29

### Match Statistics

경기 통계

Match Duration: 1h 23m  
Spectators: 3000

P3


KOR vs CHN  
3 0

Teams	Sets	1	2	3	Total
KOR	3	25	25	25	75
CHN	0	20	13	21	54
	Playing Time	26m	23m	28m	1h 17m


First Referee: PIMTHONGKHONBURI Sasiprapa (THA)

Second Referee: LEE Heung Fai (HKG)


### CHN - China

Scoring Spike

Limit
15.00%

Rk	No	Name	Spikes	Faults	Shots	Total Attempts	Eff %
1	8	ZHANG Changning	21	5	19	45	35.56
2	6	YAN Ni	4	1	10	15	20.00
	11	LIU Yanhan	5	6	7	18	
	10	ZHANG Xiaoya	2	1	4	7	
	13	WANG Qi	-	1	4	5	
	3	YIN Na	-	1	2	3	
	5	DING Xia	1	-	-	1	
	9	LI Jing	-	1	-	1	
	1	QIAO Ting	-	-	-	-	
	2	YAO di	-	-	-	-	
	4	WANG Qian	-	-	-	-	
	12	HUANG Liuyan	-	-	-	-	
Team Totals			33	16	46	95	17.89

Scoring Block


Rk	No	Name	Kill Blocks	Faults	Rebounds	Total Attempts	Avg by Set
1	10	ZHANG Xiaoya	2	1	5	8	0.67
1	3	YIN Na	2	3	2	7	0.67
3	8	ZHANG Changning	1	5	4	10	0.33
4	6	YAN Ni	-	6	3	9	0.00
4	5	DING Xia	-	5	1	6	0.00
4	11	LIU Yanhan	-	3	2	5	0.00
4	13	WANG Qi	-	-	2	2	0.00
4	9	LI Jing	-	1	-	1	0.00
	1	QIAO Ting	-	-	-	-	
	2	YAO di	-	-	-	-	
	4	WANG Qian	-	-	-	-	
	12	HUANG Liuyan	-	-	-	-	
Team Totals			5	24	19	48	1.67

Scoring Service


Rk	No	Name	Aces	Faults	Serve Hits	Total Attempts	Avg by Set
1	6	YAN Ni	-	-	13	13	0.00
1	5	DING Xia	-	1	8	9	0.00
1	8	ZHANG Changning	-	2	7	9	0.00
1	3	YIN Na	-	-	8	8	0.00
1	10	ZHANG Xiaoya	-	-	6	6	0.00
1	11	LIU Yanhan	-	1	5	6	0.00
1	13	WANG Qi	-	2	1	3	0.00
1	2	YAO di	-	-	1	1	0.00
1	9	LI Jing	-	1	-	1	0.00
	1	QIAO Ting	-	-	-	-	
	4	WANG Qian	-	-	-	-	
	12	HUANG Liuyan	-	-	-	-	
Team Totals				7	49	56	0.00

Team
Opponent Errors & Team Faults

16
----

Timing and Results provided by Tissot





Match No.: 29

### Match Statistics

경기 통계

Match Duration: 1h 23m  
Spectators: 3000

P3

KOR vs CHN


3 0


Teams	Sets	1	2	3	Total
KOR	3	25	25	25	75
CHN	0	20	13	21	54
	Playing Time	26m	23m	28m	1h 17m


First Referee: PIMTHONGKHONBURI Sasiprapa (THA)

Second Referee: LEE Heung Fai (HKG)

### CHN - China

Non-Scoring Dig	Rk	No	Name	Digs	Faults	Receptions	Total Attempts	Avg by Set	
	1	8	ZHANG Changning	2	2	5	9	0.67	
	2	11	LIU Yanhan	1	2	7	10	0.33	
	2	4	WANG Qian	1	-	7	8	0.33	
	2	6	YAN Ni	1	-	5	6	0.33	
	2	12	HUANG Liuyan	1	1	4	6	0.33	
	6	3	YIN Na	-	2	2	4	0.00	
	6	5	DING Xia	-	1	2	3	0.00	
	6	10	ZHANG Xiaoya	-	1	-	1	0.00	
	6	13	WANG Qi	-	1	-	1	0.00	
		1		QIAO Ting	-	-	-	-	-
		2		YAO di	-	-	-	-	-
		9		LI Jing	-	-	-	-	-
	<b>Team Totals</b>				6	10	32	48	2.00

Non-Scoring Set	Rk	No	Name	Running Sets	Faults	Still Sets	Total Attempts	Avg by Set	
	1	5	DING Xia	23	-	42	65	7.67	
	2	2	YAO di	2	-	5	7	0.67	
	2	3	YIN Na	2	-	4	6	0.67	
	2	4	WANG Qian	2	-	-	2	0.67	
	2	11	LIU Yanhan	2	-	-	2	0.67	
	6	6	YAN Ni	-	-	3	3	0.00	
	6	12	HUANG Liuyan	-	-	2	2	0.00	
	6	8	ZHANG Changning	-	-	1	1	0.00	
	6	10	ZHANG Xiaoya	-	-	1	1	0.00	
	6	13	WANG Qi	-	-	1	1	0.00	
		1		QIAO Ting	-	-	-	-	-
		9		LI Jing	-	-	-	-	-
	<b>Team Totals</b>				31		59	90	10.33

Non-Scoring Reception	Rk	No	Name	Excellents	Faults	Serve Receptions	Total Attempts	Succ %
	1	3	YIN Na	10	1	8	19	52.63
	2	12	HUANG Liuyan	4	-	9	13	30.77
	3	4	WANG Qian	3	2	11	16	18.75
		8	ZHANG Changning	2	-	6	8	
		11	LIU Yanhan	1	-	5	6	
		9	LI Jing	-	-	2	2	
		13	WANG Qi	1	-	1	2	
		10	ZHANG Xiaoya	-	-	1	1	
		1	QIAO Ting	-	-	-	-	
		2	YAO di	-	-	-	-	
		5	DING Xia	-	-	-	-	
		6	YAN Ni	-	-	-	-	
	<b>Team Totals</b>				21	3	43	67

LEGEND		Eff%		Rk		Succ%	
Avg	Average	Eff%	Efficiency	Rk	Rank	Succ%	Success %

Timing and Results provided by Tissot



## Results Table - Final Round


결과표 - 최종 라운드

As of THU 2 OCT 2014 at 21:01

P4

Match	Phase	Date	Teams	Sets	Points per Set					Total Points	Match Duration	Spectators
					1	2	3	4	5			
17	Quarter-final Qualification	26 SEP	IND vs MDV	3 - 0	25 - 12	25 - 7	25 - 11			75 - 30	1h 00m	280
18	Quarterfinals	27 SEP	KOR vs HKG	3 - 0	25 - 13	25 - 15	25 - 11			75 - 39	1h 10m	2,600
19	Quarterfinals	27 SEP	CHN vs IND	3 - 0	25 - 11	25 - 12	25 - 10			75 - 33	1h 01m	1,500
20	Quarterfinals	27 SEP	THA vs KAZ	3 - 0	25 - 10	25 - 10	25 - 10			75 - 30	1h 01m	1,400
21	Quarterfinals	27 SEP	TPE vs JPN	0 - 3	21 - 25	17 - 25	16 - 25			54 - 75	1h 18m	400
22	Semifinal 5th-8th	30 SEP	IND vs KAZ	0 - 3	20 - 25	19 - 25	20 - 25			59 - 75	1h 15m	90
25	Semifinal 1st-4th	30 SEP	CHN vs THA	3 - 1	19 - 25	25 - 23	25 - 15	25 - 19		94 - 82	1h 46m	380
24	Semifinal 5th-8th	30 SEP	HKG vs TPE	0 - 3	18 - 25	14 - 25	9 - 25			41 - 75	1h 08m	210
23	Semifinal 1st-4th	30 SEP	KOR vs JPN	3 - 0	25 - 16	25 - 19	25 - 16			75 - 51	1h 18m	1,070
26	Classification 7-8	2 OCT	IND vs HKG	0 - 3	16 - 25	26 - 28	18 - 25			60 - 78	1h 19m	1,090
28	Bronze Medal Match	2 OCT	JPN vs THA	0 - 3	17 - 25	22 - 25	23 - 25			62 - 75	1h 21m	750
27	Classification 5-6	2 OCT	KAZ vs TPE	0 - 3	17 - 25	17 - 25	19 - 25			53 - 75	1h 14m	110
29	Gold Medal Match	2 OCT	KOR vs CHN	3 - 0	25 - 20	25 - 13	25 - 21			75 - 54	1h 23m	3,000

Statistics of	Average match duration	Average spectators	Total spectators
Preliminary Round	1h 12m	1.116	17.856
Final Round	1h 09m	991	12.880
Tournament	1h 11m	1.060	30.736





## Final Standings

최종 순위

As of THU 2 OCT 2014 at 21:01

P4

Medal	Rank	Team
Gold	1	KOR - Republic of Korea
Silver	2	CHN - China
Bronze	3	THA - Thailand
	4	JPN - Japan
	5	TPE - Chinese Taipei
	6	KAZ - Kazakhstan
	7	HKG - Hong Kong, China
	8	IND - India



**Medallists**  
메달수상자

GOLD	SILVER	BRONZE
<p><b>KOR - Republic of Korea</b></p> <ul style="list-style-type: none"> <li>3 LEE Hyohee</li> <li>4 KIM Heejin</li> <li>5 KIM Haeran (L)</li> <li>7 LEE Jaeyeong</li> <li>8 NAM Jieyoun</li> <li>9 LEE Dayeong</li> <li>10 KIM Yeonkoug (C)</li> <li>12 HAN Songyi</li> <li>13 PARK Jeongah</li> <li>14 YANG Hyojin</li> <li>16 BAE Yoona</li> <li>19 BAEK Mokhwa</li> </ul>	<p><b>CHN - China</b></p> <ul style="list-style-type: none"> <li>1 QIAO Ting</li> <li>2 YAO di</li> <li>3 YIN Na</li> <li>4 WANG Qian (L)</li> <li>5 DING Xia (C)</li> <li>6 YAN Ni</li> <li>8 ZHANG Changning</li> <li>9 LI Jing</li> <li>10 ZHANG Xiaoya</li> <li>11 LIU Yanhan</li> <li>12 HUANG Liuyan (L)</li> <li>13 WANG Qi</li> </ul>	<p><b>THA - Thailand</b></p> <ul style="list-style-type: none"> <li>2 PANNOY Piyanut (L)</li> <li>3 PHANUSIT Em Orn</li> <li>4 NUEKJANG Thatdao</li> <li>5 THINKAOW Pleumjit</li> <li>6 SITTIRAK Onuma</li> <li>9 PINSUWAN Khatthalee</li> <li>10 APINYAPONG Wilavan (C)</li> <li>12 CHAISRI Tapaphaipun</li> <li>13 TOMKOM Nootsara</li> <li>15 KANTHONG Malika</li> <li>17 KAMULTHALA Kaewkalaya</li> <li>19 PANKAEW Parinya</li> </ul>

**LEGEND**

**C** Team Captain      **L** Libero Player





## Teams Ranking by Skills


스킬별 팀 순위

As of THU 2 OCT 2014 at 21:01

P6

Scoring Spike	Rk	Name	Spikes	Faults	Shots	Total Attempts	Eff %
	1	CHN - China	289	64	240	593	37.94
	2	KOR - Republic of Korea	258	60	246	564	35.11
	3	THA - Thailand	301	82	304	687	31.88
	4	TPE - Chinese Taipei	277	83	304	664	29.22
	5	JPN - Japan	221	94	320	635	20.00
	6	KAZ - Kazakhstan	198	98	331	627	15.95
	7	IND - India	177	118	330	625	9.44
	8	HKG - Hong Kong, China	188	129	350	667	8.85
	NR	MDV - Maldives	38	84	156	278	0.00
	<b>Tournament Totals</b>			1947	812	2581	5340

Scoring Block	Rk	Name	Kill Blocks	Faults	Rebounds	Total Attempts	Avg by Set
	1	CHN - China	64	86	139	289	2.91
	2	KOR - Republic of Korea	52	69	102	223	2.89
	3	KAZ - Kazakhstan	53	93	138	284	2.41
	4	JPN - Japan	40	73	134	247	2.11
	5	HKG - Hong Kong, China	33	67	121	221	1.50
	6	THA - Thailand	28	93	134	255	1.40
	7	IND - India	24	67	108	199	1.14
	8	TPE - Chinese Taipei	23	57	101	181	1.10
	NR	MDV - Maldives	4	25	19	48	0.27
	<b>Tournament Totals</b>			321	630	996	1947

Scoring Service	Rk	Name	Aces	Faults	Serve Hits	Total Attempts	Avg by Set
	1	TPE - Chinese Taipei	63	58	373	494	3.00
	2	CHN - China	48	50	422	520	2.18
	3	KAZ - Kazakhstan	47	46	325	418	2.14
	4	KOR - Republic of Korea	35	41	362	438	1.94
	5	HKG - Hong Kong, China	34	46	306	386	1.55
	6	JPN - Japan	24	41	335	400	1.26
	7	THA - Thailand	25	59	382	466	1.25
	8	IND - India	21	36	278	335	1.00
	NR	MDV - Maldives	6	25	97	128	0.40
	<b>Tournament Totals</b>			303	402	2880	3585





## Teams Ranking by Skills


스킬별 팀 순위

As of THU 2 OCT 2014 at 21:01

P6

Non-Scoring Dig	Rk	Name	Digs	Faults	Receptions	Total Attempts	Avg by Set
	1	KOR - Republic of Korea	78	45	257	380	4.33
	2	TPE - Chinese Taipei	89	47	335	471	4.24
	3	JPN - Japan	67	84	291	442	3.53
	4	CHN - China	76	53	253	382	3.45
	5	THA - Thailand	68	60	316	444	3.40
	6	HKG - Hong Kong, China	58	82	344	484	2.64
	7	KAZ - Kazakhstan	38	82	362	482	1.73
	8	IND - India	30	84	341	455	1.43
	NR	MDV - Maldives	7	64	121	192	0.47
<b>Tournament Totals</b>			511	601	2620	3732	5.68

Non-Scoring Set	Rk	Name	Running Sets	Faults	Still Sets	Total Attempts	Avg by Set
	1	THA - Thailand	276	4	355	635	13.80
	2	KOR - Republic of Korea	229	6	294	529	12.72
	3	TPE - Chinese Taipei	253	13	370	636	12.05
	4	CHN - China	263	3	290	556	11.95
	5	JPN - Japan	207	3	401	611	10.89
	6	KAZ - Kazakhstan	174	11	394	579	7.91
	7	HKG - Hong Kong, China	165	16	463	644	7.50
	8	IND - India	157	13	433	603	7.48
	NR	MDV - Maldives	35	10	236	281	2.33
<b>Tournament Totals</b>			1759	79	3236	5074	19.54

Non-Scoring Reception	Rk	Name	Excellents	Faults	Serve Receptions	Total Attempts	Succ %
	1	KOR - Republic of Korea	115	8	128	251	45.82
	2	THA - Thailand	122	15	195	332	36.75
	3	CHN - China	107	15	175	297	36.03
	4	JPN - Japan	118	16	208	342	34.50
	5	TPE - Chinese Taipei	100	20	181	301	33.22
	6	IND - India	113	56	236	405	27.90
	7	HKG - Hong Kong, China	103	57	254	414	24.88
	8	KAZ - Kazakhstan	93	30	257	380	24.47
	NR	MDV - Maldives	33	77	179	289	11.42
<b>Tournament Totals</b>			904	294	1813	3011	30.02

### NOTES

Only teams advancing to the quarterfinals are ranked.

LEGEND									
Avg	Average	Eff%	Efficiency	NR	Not Ranked	Rk	Rank	Succ%	Success %

Timing and Results provided by Tissot






## Cumulative Statistics by Skills


스킬별 누적통계

CHN - China

AFTER 7 MATCHES

Scoring Spike	No	Name	Spikes	Faults	Shots	Total Attempts	Eff %
	1	QIAO Ting	11	1	6	18	55.56
	2	YAO di	1	1	1	3	0.00
	3	YIN Na	11	2	25	38	23.68
	4	WANG Qian	-	-	-	-	0.00
	5	DING Xia	9	1	4	14	57.14
	6	YAN Ni	43	3	33	79	50.63
	8	ZHANG Changning	92	25	68	185	36.22
	9	LI Jing	23	2	19	44	47.73
	10	ZHANG Xiaoya	36	5	18	59	52.54
	11	LIU Yanhan	51	19	46	116	27.59
	12	HUANG Liuyan	-	-	-	-	0.00
	13	WANG Qi	12	5	20	37	18.92
	<b>Team Totals</b>			289	64	240	593

Scoring Block	No	Name	Kill Blocks	Faults	Rebounds	Total Attempts	Avg by Set
	1	QIAO Ting	1	4	8	13	0.05
	2	YAO di	3	4	3	10	0.14
	3	YIN Na	6	9	21	36	0.27
	4	WANG Qian	-	-	-	-	0.00
	5	DING Xia	2	16	14	32	0.09
	6	YAN Ni	18	16	26	60	0.82
	8	ZHANG Changning	10	18	16	44	0.45
	9	LI Jing	6	4	8	18	0.27
	10	ZHANG Xiaoya	10	5	23	38	0.45
	11	LIU Yanhan	5	9	12	26	0.23
	12	HUANG Liuyan	-	-	-	-	0.00
	13	WANG Qi	3	1	8	12	0.14
	<b>Team Totals</b>			64	86	139	289

Scoring Service	No	Name	Aces	Faults	Serve Hits	Total Attempts	Avg by Set
	1	QIAO Ting	1	2	13	16	0.05
	2	YAO di	6	1	25	32	0.27
	3	YIN Na	4	1	76	81	0.18
	4	WANG Qian	-	-	1	1	0.00
	5	DING Xia	2	6	50	58	0.09
	6	YAN Ni	5	8	62	75	0.23
	8	ZHANG Changning	10	13	55	78	0.45
	9	LI Jing	7	4	19	30	0.32
	10	ZHANG Xiaoya	4	3	64	71	0.18
	11	LIU Yanhan	5	8	37	50	0.23
	12	HUANG Liuyan	-	-	-	-	0.00
	13	WANG Qi	4	4	20	28	0.18
	<b>Team Totals</b>			48	50	422	520

<b>Team</b>	<b>Opponent Errors &amp; Team Faults</b>	123	5
-------------	--	-----	---





### Cumulative Statistics by Skills


스킬별 누적통계

CHN - China

AFTER 7 MATCHES

Non-Scoring Dig	No	Name	Digs	Faults	Receptions	Total Attempts	Avg by Set
	1	QIAO Ting	-	-	7	7	0.00
	2	YAO di	-	3	8	11	0.00
	3	YIN Na	10	6	38	54	0.45
	4	WANG Qian	27	11	38	76	1.23
	5	DING Xia	5	6	17	28	0.23
	6	YAN Ni	4	3	16	23	0.18
	8	ZHANG Changning	9	6	33	48	0.41
	9	LI Jing	2	1	14	17	0.09
	10	ZHANG Xiaoya	4	5	10	19	0.18
	11	LIU Yanhan	6	7	35	48	0.27
	12	HUANG Liuyan	7	1	20	28	0.32
	13	WANG Qi	2	4	17	23	0.09
	<b>Team Totals</b>			76	53	253	382

Non-Scoring Set	No	Name	Running Sets	Faults	Still Sets	Total Attempts	Avg by Set
	1	QIAO Ting	-	-	2	2	0.00
	2	YAO di	62	-	54	116	2.82
	3	YIN Na	10	-	18	28	0.45
	4	WANG Qian	8	-	12	20	0.36
	5	DING Xia	173	2	174	349	7.86
	6	YAN Ni	3	1	8	12	0.14
	8	ZHANG Changning	1	-	6	7	0.05
	9	LI Jing	-	-	2	2	0.00
	10	ZHANG Xiaoya	-	-	3	3	0.00
	11	LIU Yanhan	2	-	4	6	0.09
	12	HUANG Liuyan	2	-	5	7	0.09
	13	WANG Qi	2	-	2	4	0.09
	<b>Team Totals</b>			263	3	290	556

Non-Scoring Reception	No	Name	Excellents	Faults	Serve Receptions	Total Attempts	Succ %
	1	QIAO Ting	-	-	-	-	0.00
	2	YAO di	-	-	-	-	0.00
	3	YIN Na	45	6	46	97	46.39
	4	WANG Qian	35	5	42	82	42.68
	5	DING Xia	-	-	-	-	0.00
	6	YAN Ni	1	-	2	3	33.33
	8	ZHANG Changning	8	3	28	39	20.51
	9	LI Jing	1	1	5	7	14.29
	10	ZHANG Xiaoya	1	-	5	6	16.67
	11	LIU Yanhan	5	-	20	25	20.00
	12	HUANG Liuyan	8	-	21	29	27.59
	13	WANG Qi	3	-	6	9	33.33
	<b>Team Totals</b>			107	15	175	297

LEGEND			
Avg	Eff%	Succ%	
Average	Efficiency	Success %	

Timing and Results provided by Tissot





## Cumulative Statistics by Skills


스킬별 누적통계

HKG - Hong Kong, China

AFTER 7 MATCHES

Scoring Spike	No	Name	Spikes	Faults	Shots	Total Attempts	Eff %	
	1	LAM Mei	19	22	49	90	0.00	
	4	FONG Sze Man	12	11	41	64	1.56	
	5	TSANG Sze Nga	20	12	36	68	11.76	
	7	YEUNG Sau Mei	55	29	69	153	16.99	
	8	KOO Yung Yung	5	7	22	34	0.00	
	9	LO Ka Yan	14	9	16	39	12.82	
	10	FUNG Tsz Yan	-	1	2	3	0.00	
	11	LEE Pui Shan	4	-	8	12	33.33	
	12	LAW Ho Fung Thyllis	29	27	63	119	1.68	
	14	LAM Yee Ting	9	6	18	33	9.09	
	16	TSUI Ka Yee	-	-	-	-	0.00	
	18	IP Hoi Lun Helen	21	5	26	52	30.77	
	<b>Team Totals</b>			188	129	350	667	8.85

Scoring Block	No	Name	Kill Blocks	Faults	Rebounds	Total Attempts	Avg by Set	
	1	LAM Mei	1	4	15	20	0.05	
	4	FONG Sze Man	1	10	11	22	0.05	
	5	TSANG Sze Nga	-	10	15	25	0.00	
	7	YEUNG Sau Mei	10	7	13	30	0.45	
	8	KOO Yung Yung	2	5	5	12	0.09	
	9	LO Ka Yan	1	4	3	8	0.05	
	10	FUNG Tsz Yan	2	1	3	6	0.09	
	11	LEE Pui Shan	-	-	1	1	0.00	
	12	LAW Ho Fung Thyllis	1	10	14	25	0.05	
	14	LAM Yee Ting	4	4	17	25	0.18	
	16	TSUI Ka Yee	-	-	-	-	0.00	
	18	IP Hoi Lun Helen	11	12	24	47	0.50	
	<b>Team Totals</b>			33	67	121	221	1.50

Scoring Service	No	Name	Aces	Faults	Serve Hits	Total Attempts	Avg by Set	
	1	LAM Mei	2	6	58	66	0.09	
	4	FONG Sze Man	-	2	13	15	0.00	
	5	TSANG Sze Nga	9	9	57	75	0.41	
	7	YEUNG Sau Mei	11	4	46	61	0.50	
	8	KOO Yung Yung	-	2	9	11	0.00	
	9	LO Ka Yan	1	4	12	17	0.05	
	10	FUNG Tsz Yan	1	1	7	9	0.05	
	11	LEE Pui Shan	1	-	8	9	0.05	
	12	LAW Ho Fung Thyllis	4	6	34	44	0.18	
	14	LAM Yee Ting	4	6	36	46	0.18	
	16	TSUI Ka Yee	-	-	-	-	0.00	
	18	IP Hoi Lun Helen	1	6	26	33	0.05	
	<b>Team Totals</b>			34	46	306	386	1.55

<b>Team</b>	<b>Opponent Errors &amp; Team Faults</b>	128	4
-------------	--	-----	---





## Cumulative Statistics by Skills


스킬별 누적통계

HKG - Hong Kong, China

AFTER 7 MATCHES

Non-Scoring Dig	No	Name	Digs	Faults	Receptions	Total Attempts	Avg by Set	
	1	LAM Mei	7	11	51	69	0.32	
	4	FONG Sze Man	-	2	15	17	0.00	
	5	TSANG Sze Nga	2	5	14	21	0.09	
	7	YEUNG Sau Mei	2	8	42	52	0.09	
	8	KOO Yung Yung	-	1	5	6	0.00	
	9	LO Ka Yan	2	1	10	13	0.09	
	10	FUNG Tsz Yan	3	6	9	18	0.14	
	11	LEE Pui Shan	1	2	15	18	0.05	
	12	LAW Ho Fung Thyllis	10	10	47	67	0.45	
	14	LAM Yee Bing	6	17	37	60	0.27	
	16	TSUI Ka Yee	25	17	86	128	1.14	
	18	IP Hoi Lun Helen	-	2	13	15	0.00	
	<b>Team Totals</b>			58	82	344	484	2.64

Non-Scoring Set	No	Name	Running Sets	Faults	Still Sets	Total Attempts	Avg by Set	
	1	LAM Mei	1	-	10	11	0.05	
	4	FONG Sze Man	1	1	7	9	0.05	
	5	TSANG Sze Nga	3	1	13	17	0.14	
	7	YEUNG Sau Mei	6	-	11	17	0.27	
	8	KOO Yung Yung	1	-	1	2	0.05	
	9	LO Ka Yan	-	-	5	5	0.00	
	10	FUNG Tsz Yan	24	8	55	87	1.09	
	11	LEE Pui Shan	-	-	4	4	0.00	
	12	LAW Ho Fung Thyllis	2	1	12	15	0.09	
	14	LAM Yee Ting	115	4	271	390	5.23	
	16	TSUI Ka Yee	10	1	63	74	0.45	
	18	IP Hoi Lun Helen	2	-	11	13	0.09	
	<b>Team Totals</b>			165	16	463	644	7.50

Non-Scoring Reception	No	Name	Excellents	Faults	Serve Receptions	Total Attempts	Succ %	
	1	LAM Mei	11	8	52	71	15.49	
	4	FONG Sze Man	4	3	18	25	16.00	
	5	TSANG Sze Nga	-	-	-	-	0.00	
	7	YEUNG Sau Mei	6	8	26	40	15.00	
	8	KOO Yung Yung	-	-	-	-	0.00	
	9	LO Ka Yan	5	3	12	20	25.00	
	10	FUNG Tsz Yan	-	-	-	-	0.00	
	11	LEE Pui Shan	3	6	15	24	12.50	
	12	LAW Ho Fung Thyllis	23	15	55	93	24.73	
	14	LAM Yee Ting	-	1	-	1	0.00	
	16	TSUI Ka Yee	51	13	76	140	36.43	
	18	IP Hoi Lun Helen	-	-	-	-	0.00	
	<b>Team Totals</b>			103	57	254	414	24.88

LEGEND			
Avg	Eff%	Succ%	
Average	Efficiency	Success %	

Timing and Results provided by Tissot





## Cumulative Statistics by Skills


스킬별 누적통계

IND - India

AFTER 7 MATCHES

Scoring Spike	No	Name	Spikes	Faults	Shots	Total Attempts	Eff %	
	1	PRIYANKA Khedkar	-	-	-	-	0.00	
	3	REKHA S	20	21	34	75	0.00	
	4	ANUSRI Ghosh	15	9	31	55	10.91	
	5	POORNIMA M S	15	8	32	55	12.73	
	7	SOUMYA V	37	21	75	133	12.03	
	8	SHEEBA P V	16	15	38	69	1.45	
	9	TIJI Raju	41	13	41	95	29.47	
	10	NIRMALA	21	26	54	101	0.00	
	12	TERIN Antony	7	2	9	18	27.78	
	13	PREETI Singh	3	2	6	11	9.09	
	14	SRUTIMOL N	1	-	-	1	100.00	
	15	RESHMA P P	1	1	10	12	0.00	
	<b>Team Totals</b>			177	118	330	625	9.44

Scoring Block	No	Name	Kill Blocks	Faults	Rebounds	Total Attempts	Avg by Set	
	1	PRIYANKA Khedkar	-	-	-	-	0.00	
	3	REKHA S	1	4	3	8	0.05	
	4	ANUSRI Ghosh	3	7	28	38	0.14	
	5	POORNIMA M S	4	4	11	19	0.19	
	7	SOUMYA V	-	9	10	19	0.00	
	8	SHEEBA P V	2	4	12	18	0.10	
	9	TIJI Raju	9	20	29	58	0.43	
	10	NIRMALA	2	3	8	13	0.10	
	12	TERIN Antony	1	14	6	21	0.05	
	13	PREETI Singh	1	1	1	3	0.05	
	14	SRUTIMOL N	1	-	-	1	0.05	
	15	RESHMA P P	-	1	-	1	0.00	
	<b>Team Totals</b>			24	67	108	199	1.14

Scoring Service	No	Name	Aces	Faults	Serve Hits	Total Attempts	Avg by Set	
	1	PRIYANKA Khedkar	-	-	-	-	0.00	
	3	REKHA S	1	4	18	23	0.05	
	4	ANUSRI Ghosh	1	1	27	29	0.05	
	5	POORNIMA M S	1	3	20	24	0.05	
	7	SOUMYA V	-	1	29	30	0.00	
	8	SHEEBA P V	-	-	31	31	0.00	
	9	TIJI Raju	6	8	44	58	0.29	
	10	NIRMALA	2	6	34	42	0.10	
	12	TERIN Antony	5	11	59	75	0.24	
	13	PREETI Singh	3	-	7	10	0.14	
	14	SRUTIMOL N	2	2	4	8	0.10	
	15	RESHMA P P	-	-	5	5	0.00	
	<b>Team Totals</b>			21	36	278	335	1.00

<b>Team</b>	<b>Opponent Errors &amp; Team Faults</b>	106	5
-------------	--	-----	---





## Cumulative Statistics by Skills


스킬별 누적통계

IND - India

AFTER 7 MATCHES

Non-Scoring Dig	No	Name	Digs	Faults	Receptions	Total Attempts	Avg by Set	
	1	PRIYANKA Khedkar	15	27	70	112	0.71	
	3	REKHA S	3	12	38	53	0.14	
	4	ANUSRI Ghosh	-	1	14	15	0.00	
	5	POORNIMA M S	1	3	21	25	0.05	
	7	SOUMYA V	5	6	52	63	0.24	
	8	SHEEBA P V	3	5	31	39	0.14	
	9	TIJI Raju	-	8	37	45	0.00	
	10	NIRMALA	-	10	35	45	0.00	
	12	TERIN Antony	2	9	30	41	0.10	
	13	PREETI Singh	-	-	4	4	0.00	
	14	SRUTIMOL N	-	1	1	2	0.00	
	15	RESHMA P P	1	2	8	11	0.05	
	<b>Team Totals</b>			30	84	341	455	1.43

Non-Scoring Set	No	Name	Running Sets	Faults	Still Sets	Total Attempts	Avg by Set	
	1	PRIYANKA Khedkar	4	-	22	26	0.19	
	3	REKHA S	-	-	5	5	0.00	
	4	ANUSRI Ghosh	-	-	11	11	0.00	
	5	POORNIMA M S	1	1	4	6	0.05	
	7	SOUMYA V	1	-	5	6	0.05	
	8	SHEEBA P V	2	-	9	11	0.10	
	9	TIJI Raju	2	1	13	16	0.10	
	10	NIRMALA	-	-	3	3	0.00	
	12	TERIN Antony	137	9	343	489	6.52	
	13	PREETI Singh	-	-	-	-	0.00	
	14	SRUTIMOL N	10	2	18	30	0.48	
	15	RESHMA P P	-	-	-	-	0.00	
	<b>Team Totals</b>			157	13	433	603	7.48

Non-Scoring Reception	No	Name	Excellents	Faults	Serve Receptions	Total Attempts	Succ %	
	1	PRIYANKA Khedkar	43	14	44	101	42.57	
	3	REKHA S	22	9	46	77	28.57	
	4	ANUSRI Ghosh	2	-	6	8	25.00	
	5	POORNIMA M S	-	2	-	2	0.00	
	7	SOUMYA V	25	16	61	102	24.51	
	8	SHEEBA P V	-	-	1	1	0.00	
	9	TIJI Raju	-	2	8	10	0.00	
	10	NIRMALA	20	11	65	96	20.83	
	12	TERIN Antony	-	-	-	-	0.00	
	13	PREETI Singh	-	-	-	-	0.00	
	14	SRUTIMOL N	-	1	-	1	0.00	
	15	RESHMA P P	1	1	5	7	14.29	
	<b>Team Totals</b>			113	56	236	405	27.90

LEGEND			
Avg	Eff%	Succ%	
Average	Efficiency	Success %	

Timing and Results provided by Tissot







### Cumulative Statistics by Skills


스킬별 누적통계

JPN - Japan

AFTER 6 MATCHES

Scoring Spike	No	Name	Spikes	Faults	Shots	Total Attempts	Eff %
	1	SUZUKI Yuko	-	1	-	1	0.00
	2	TASHIRO Kanami	2	1	4	7	14.29
	3	NOMOTO Rika	12	5	22	39	17.95
	4	SHIMAMURA Haruyo	23	10	33	66	19.70
	5	HORIKAWA Mari	9	4	10	23	21.74
	6	TORIGOE Miku	-	-	-	-	0.00
	7	TAKAHASHI Saori	49	17	55	121	26.45
	8	OTAKE Riho	23	6	32	61	27.87
	9	MURANAGA Nao	29	9	42	80	25.00
	10	ITOH Nozomi	18	11	29	58	12.07
	11	INOUE Arisa	24	13	39	76	14.47
	12	SAKAMOTO Nanaka	32	17	54	103	14.56
<b>Team Totals</b>			221	94	320	635	20.00

Scoring Block	No	Name	Kill Blocks	Faults	Rebounds	Total Attempts	Avg by Set
	1	SUZUKI Yuko	-	-	2	2	0.00
	2	TASHIRO Kanami	1	9	11	21	0.05
	3	NOMOTO Rika	1	4	4	9	0.05
	4	SHIMAMURA Haruyo	10	9	33	52	0.53
	5	HORIKAWA Mari	1	2	2	5	0.05
	6	TORIGOE Miku	-	-	-	-	0.00
	7	TAKAHASHI Saori	6	15	18	39	0.32
	8	OTAKE Riho	11	16	20	47	0.58
	9	MURANAGA Nao	2	4	5	11	0.11
	10	ITOH Nozomi	7	9	21	37	0.37
	11	INOUE Arisa	1	1	7	9	0.05
	12	SAKAMOTO Nanaka	-	4	11	15	0.00
<b>Team Totals</b>			40	73	134	247	2.11

Scoring Service	No	Name	Aces	Faults	Serve Hits	Total Attempts	Avg by Set
	1	SUZUKI Yuko	1	1	16	18	0.05
	2	TASHIRO Kanami	3	3	61	67	0.16
	3	NOMOTO Rika	-	2	7	9	0.00
	4	SHIMAMURA Haruyo	4	5	32	41	0.21
	5	HORIKAWA Mari	4	3	26	33	0.21
	6	TORIGOE Miku	-	-	-	-	0.00
	7	TAKAHASHI Saori	2	5	46	53	0.11
	8	OTAKE Riho	1	8	36	45	0.05
	9	MURANAGA Nao	4	3	38	45	0.21
	10	ITOH Nozomi	2	5	22	29	0.11
	11	INOUE Arisa	1	2	21	24	0.05
	12	SAKAMOTO Nanaka	2	4	30	36	0.11
<b>Team Totals</b>			24	41	335	400	1.26

<b>Team</b>	<b>Opponent Errors &amp; Team Faults</b>	114
-------------	--	-----





## Cumulative Statistics by Skills


스킬별 누적통계

JPN - Japan

AFTER 6 MATCHES

Non-Scoring Dig	No	Name	Digs	Faults	Receptions	Total Attempts	Avg by Set
	1	SUZUKI Yuko	2	3	6	11	0.11
	2	TASHIRO Kanami	7	10	33	50	0.37
	3	NOMOTO Rika	1	2	8	11	0.05
	4	SHIMAMURA Haruyo	1	2	8	11	0.05
	5	HORIKAWA Mari	-	2	8	10	0.00
	6	TORIGOE Miku	23	25	66	114	1.21
	7	TAKAHASHI Saori	11	11	46	68	0.58
	8	OTAKE Riho	1	2	16	19	0.05
	9	MURANAGA Nao	10	11	36	57	0.53
	10	ITOH Nozomi	2	3	20	25	0.11
	11	INOUE Arisa	6	11	24	41	0.32
	12	SAKAMOTO Nanaka	3	2	20	25	0.16
<b>Team Totals</b>			67	84	291	442	3.53

Non-Scoring Set	No	Name	Running Sets	Faults	Still Sets	Total Attempts	Avg by Set
	1	SUZUKI Yuko	25	1	43	69	1.32
	2	TASHIRO Kanami	159	2	275	436	8.37
	3	NOMOTO Rika	1	-	1	2	0.05
	4	SHIMAMURA Haruyo	-	-	6	6	0.00
	5	HORIKAWA Mari	3	-	2	5	0.16
	6	TORIGOE Miku	11	-	39	50	0.58
	7	TAKAHASHI Saori	1	-	7	8	0.05
	8	OTAKE Riho	-	-	5	5	0.00
	9	MURANAGA Nao	5	-	11	16	0.26
	10	ITOH Nozomi	-	-	3	3	0.00
	11	INOUE Arisa	1	-	5	6	0.05
	12	SAKAMOTO Nanaka	1	-	4	5	0.05
<b>Team Totals</b>			207	3	401	611	10.89

Non-Scoring Reception	No	Name	Excellents	Faults	Serve Receptions	Total Attempts	Succ %
	1	SUZUKI Yuko	-	-	-	-	0.00
	2	TASHIRO Kanami	-	-	-	-	0.00
	3	NOMOTO Rika	-	1	1	2	0.00
	4	SHIMAMURA Haruyo	-	-	2	2	0.00
	5	HORIKAWA Mari	-	-	-	-	0.00
	6	TORIGOE Miku	42	4	40	86	48.84
	7	TAKAHASHI Saori	30	4	71	105	28.57
	8	OTAKE Riho	2	1	4	7	28.57
	9	MURANAGA Nao	23	3	43	69	33.33
	10	ITOH Nozomi	-	-	-	-	0.00
	11	INOUE Arisa	9	1	19	29	31.03
	12	SAKAMOTO Nanaka	12	2	28	42	28.57
<b>Team Totals</b>			118	16	208	342	34.50

LEGEND			
Avg	Eff%	Succ%	
Average	Efficiency	Success %	

Timing and Results provided by Tissot





### Cumulative Statistics by Skills


스킬별 누적통계

KAZ - Kazakhstan

AFTER 7 MATCHES

Scoring Spike	No	Name	Spikes	Faults	Shots	Total Attempts	Eff %	
	1	GORDEYEVA Yelena	37	17	85	139	14.39	
	4	CHUMAK Irina	11	8	26	45	6.67	
	5	RYLOVA Valeriya	-	-	-	-	0.00	
	6	AKILOVA Natalya	29	6	49	84	27.38	
	7	RAZORENKOVA Yekaterina	20	11	22	53	16.98	
	8	SHENBERGER Irina	24	16	47	87	9.20	
	10	DANILOVA Regina	4	4	9	17	0.00	
	11	ROSTOVCHSHIKOVA Anastassiya	19	12	35	66	10.61	
	12	AIZHARIKHOVA Ainagul	15	3	20	38	31.58	
	15	BATKULDINA Aliya	3	3	4	10	0.00	
	17	MARATOVA Ardak	8	5	10	23	13.04	
	18	KOLOMOYETS Anastassiya	28	13	24	65	23.08	
	<b>Team Totals</b>			198	98	331	627	15.95

Scoring Block	No	Name	Kill Blocks	Faults	Rebounds	Total Attempts	Avg by Set	
	1	GORDEYEVA Yelena	3	4	16	23	0.14	
	4	CHUMAK Irina	4	14	14	32	0.18	
	5	RYLOVA Valeriya	-	-	-	-	0.00	
	6	AKILOVA Natalya	3	16	26	45	0.14	
	7	RAZORENKOVA Yekaterina	8	8	10	26	0.36	
	8	SHENBERGER Irina	9	8	5	22	0.41	
	10	DANILOVA Regina	2	4	1	7	0.09	
	11	ROSTOVCHSHIKOVA Anastassiya	6	6	10	22	0.27	
	12	AIZHARIKHOVA Ainagul	3	5	16	24	0.14	
	15	BATKULDINA Aliya	2	2	4	8	0.09	
	17	MARATOVA Ardak	2	-	1	3	0.09	
	18	KOLOMOYETS Anastassiya	11	26	35	72	0.50	
	<b>Team Totals</b>			53	93	138	284	2.41

Scoring Service	No	Name	Aces	Faults	Serve Hits	Total Attempts	Avg by Set	
	1	GORDEYEVA Yelena	7	3	40	50	0.32	
	4	CHUMAK Irina	6	4	44	54	0.27	
	5	RYLOVA Valeriya	-	-	-	-	0.00	
	6	AKILOVA Natalya	9	5	56	70	0.41	
	7	RAZORENKOVA Yekaterina	2	2	35	39	0.09	
	8	SHENBERGER Irina	6	4	33	43	0.27	
	10	DANILOVA Regina	2	2	11	15	0.09	
	11	ROSTOVCHSHIKOVA Anastassiya	3	8	23	34	0.14	
	12	AIZHARIKHOVA Ainagul	2	4	21	27	0.09	
	15	BATKULDINA Aliya	3	4	11	18	0.14	
	17	MARATOVA Ardak	1	2	11	14	0.05	
	18	KOLOMOYETS Anastassiya	6	8	40	54	0.27	
	<b>Team Totals</b>			47	46	325	418	2.14

<b>Team</b>	<b>Opponent Errors &amp; Team Faults</b>	121	13
-------------	--	-----	----





## Cumulative Statistics by Skills


스킬별 누적통계

KAZ - Kazakhstan

AFTER 7 MATCHES

Non-Scoring Dig	No	Name	Digs	Faults	Receptions	Total Attempts	Avg by Set	
	1	GORDEYEVA Yelena	6	8	47	61	0.27	
	4	CHUMAK Irina	-	3	23	26	0.00	
	5	RYLOVA Valeriya	19	23	85	127	0.86	
	6	AKILOVA Natalya	4	15	50	69	0.18	
	7	RAZORENKOVA Yekaterina	1	7	36	44	0.05	
	8	SHENBERGER Irina	3	8	41	52	0.14	
	10	DANILOVA Regina	2	4	19	25	0.09	
	11	ROSTOVCHSHIKOVA Anastassiya	1	6	22	29	0.05	
	12	AIZHARIKHOVA Ainagul	-	2	15	17	0.00	
	15	BATKULDINA Aliya	2	3	13	18	0.09	
	17	MARATOVA Ardak	-	-	4	4	0.00	
	18	KOLOMOYETS Anastassiya	-	3	7	10	0.00	
	<b>Team Totals</b>			38	82	362	482	1.73

Non-Scoring Set	No	Name	Running Sets	Faults	Still Sets	Total Attempts	Avg by Set	
	1	GORDEYEVA Yelena	6	-	15	21	0.27	
	4	CHUMAK Irina	2	-	14	16	0.09	
	5	RYLOVA Valeriya	2	-	27	29	0.09	
	6	AKILOVA Natalya	112	5	233	350	5.09	
	7	RAZORENKOVA Yekaterina	1	1	18	20	0.05	
	8	SHENBERGER Irina	-	-	9	9	0.00	
	10	DANILOVA Regina	2	-	4	6	0.09	
	11	ROSTOVCHSHIKOVA Anastassiya	-	-	11	11	0.00	
	12	AIZHARIKHOVA Ainagul	3	1	3	7	0.14	
	15	BATKULDINA Aliya	40	3	48	91	1.82	
	17	MARATOVA Ardak	3	-	-	3	0.14	
	18	KOLOMOYETS Anastassiya	3	1	12	16	0.14	
	<b>Team Totals</b>			174	11	394	579	7.91

Non-Scoring Reception	No	Name	Excellents	Faults	Serve Receptions	Total Attempts	Succ %	
	1	GORDEYEVA Yelena	18	6	47	71	25.35	
	4	CHUMAK Irina	-	-	2	2	0.00	
	5	RYLOVA Valeriya	37	6	73	116	31.90	
	6	AKILOVA Natalya	-	-	-	-	0.00	
	7	RAZORENKOVA Yekaterina	7	6	46	59	11.86	
	8	SHENBERGER Irina	14	3	40	57	24.56	
	10	DANILOVA Regina	5	1	12	18	27.78	
	11	ROSTOVCHSHIKOVA Anastassiya	8	5	25	38	21.05	
	12	AIZHARIKHOVA Ainagul	1	1	2	4	25.00	
	15	BATKULDINA Aliya	-	-	1	1	0.00	
	17	MARATOVA Ardak	3	1	9	13	23.08	
	18	KOLOMOYETS Anastassiya	-	1	-	1	0.00	
	<b>Team Totals</b>			93	30	257	380	24.47

LEGEND			
Avg	Average	Eff%	Efficiency
Succ%	Success %		

Timing and Results provided by Tissot





### Cumulative Statistics by Skills


스킬별 누적통계

KOR - Republic of Korea

AFTER 6 MATCHES

Scoring Spike	No	Name	Spikes	Faults	Shots	Total Attempts	Eff %	
	3	LEE Hyohee	4	-	2	6	66.67	
	4	KIM Heejin	43	14	35	92	31.52	
	5	KIM Haeran	-	-	-	-	0.00	
	7	LEE Jaeyeong	-	-	-	-	0.00	
	8	NAM Jieyoun	-	-	-	-	0.00	
	9	LEE Dayeong	5	1	3	9	44.44	
	10	KIM Yeonkoug	87	14	61	162	45.06	
	12	HAN Songyi	3	2	11	16	6.25	
	13	PARK Jeongah	52	11	67	130	31.54	
	14	YANG Hyojin	28	8	35	71	28.17	
	16	BAE Yoona	24	3	13	40	52.50	
	19	BAEK Mokhwa	12	7	19	38	13.16	
	<b>Team Totals</b>			258	60	246	564	35.11

Scoring Block	No	Name	Kill Blocks	Faults	Rebounds	Total Attempts	Avg by Set	
	3	LEE Hyohee	-	8	6	14	0.00	
	4	KIM Heejin	5	12	24	41	0.28	
	5	KIM Haeran	-	-	-	-	0.00	
	7	LEE Jaeyeong	-	-	-	-	0.00	
	8	NAM Jieyoun	-	-	-	-	0.00	
	9	LEE Dayeong	6	1	2	9	0.33	
	10	KIM Yeonkoug	10	4	9	23	0.56	
	12	HAN Songyi	12	11	13	36	0.67	
	13	PARK Jeongah	3	9	16	28	0.17	
	14	YANG Hyojin	11	21	18	50	0.61	
	16	BAE Yoona	4	2	10	16	0.22	
	19	BAEK Mokhwa	1	1	4	6	0.06	
	<b>Team Totals</b>			52	69	102	223	2.89

Scoring Service	No	Name	Aces	Faults	Serve Hits	Total Attempts	Avg by Set	
	3	LEE Hyohee	8	-	69	77	0.44	
	4	KIM Heejin	4	10	54	68	0.22	
	5	KIM Haeran	-	-	-	-	0.00	
	7	LEE Jaeyeong	-	1	2	3	0.00	
	8	NAM Jieyoun	-	1	23	24	0.00	
	9	LEE Dayeong	2	4	20	26	0.11	
	10	KIM Yeonkoug	4	7	28	39	0.22	
	12	HAN Songyi	-	3	35	38	0.00	
	13	PARK Jeongah	9	5	52	66	0.50	
	14	YANG Hyojin	6	4	55	65	0.33	
	16	BAE Yoona	1	2	16	19	0.06	
	19	BAEK Mokhwa	1	4	8	13	0.06	
	<b>Team Totals</b>			35	41	362	438	1.94

<b>Team</b>	<b>Opponent Errors &amp; Team Faults</b>	105	2
-------------	--	-----	---





## Cumulative Statistics by Skills


스킬별 누적통계

KOR - Republic of Korea

AFTER 6 MATCHES

Non-Scoring Dig	No	Name	Digs	Faults	Receptions	Total Attempts	Avg by Set	
	3	LEE Hyohee	4	5	22	31	0.22	
	4	KIM Heejin	1	3	17	21	0.06	
	5	KIM Haeran	36	11	72	119	2.00	
	7	LEE Jaeyeong	-	-	-	-	0.00	
	8	NAM Jieyoun	3	1	12	16	0.17	
	9	LEE Dayeong	3	6	9	18	0.17	
	10	KIM Yeonkoug	11	8	36	55	0.61	
	12	HAN Songyi	6	7	31	44	0.33	
	13	PARK Jeongah	8	2	19	29	0.44	
	14	YANG Hyojin	1	1	16	18	0.06	
	16	BAE Yoona	2	1	13	16	0.11	
	19	BAEK Mokhwa	3	-	10	13	0.17	
	<b>Team Totals</b>			78	45	257	380	4.33

Non-Scoring Set	No	Name	Running Sets	Faults	Still Sets	Total Attempts	Avg by Set	
	3	LEE Hyohee	124	2	129	255	6.89	
	4	KIM Heejin	6	-	7	13	0.33	
	5	KIM Haeran	6	-	21	27	0.33	
	7	LEE Jaeyeong	-	-	-	-	0.00	
	8	NAM Jieyoun	1	-	6	7	0.06	
	9	LEE Dayeong	66	4	78	148	3.67	
	10	KIM Yeonkoug	2	-	10	12	0.11	
	12	HAN Songyi	5	-	9	14	0.28	
	13	PARK Jeongah	7	-	13	20	0.39	
	14	YANG Hyojin	8	-	17	25	0.44	
	16	BAE Yoona	3	-	2	5	0.17	
	19	BAEK Mokhwa	1	-	2	3	0.06	
	<b>Team Totals</b>			229	6	294	529	12.72

Non-Scoring Reception	No	Name	Excellents	Faults	Serve Receptions	Total Attempts	Succ %	
	3	LEE Hyohee	-	-	-	-	0.00	
	4	KIM Heejin	-	-	-	-	0.00	
	5	KIM Haeran	41	2	28	71	57.75	
	7	LEE Jaeyeong	-	-	-	-	0.00	
	8	NAM Jieyoun	7	1	13	21	33.33	
	9	LEE Dayeong	-	-	-	-	0.00	
	10	KIM Yeonkoug	31	-	24	55	56.36	
	12	HAN Songyi	17	3	40	60	28.33	
	13	PARK Jeongah	10	-	10	20	50.00	
	14	YANG Hyojin	1	-	-	1	100.00	
	16	BAE Yoona	4	1	7	12	33.33	
	19	BAEK Mokhwa	4	1	6	11	36.36	
	<b>Team Totals</b>			115	8	128	251	45.82

LEGEND			
Avg	Eff%	Succ%	
Average	Efficiency	Success %	

Timing and Results provided by Tissot







### Cumulative Statistics by Skills


스킬별 누적통계

THA - Thailand

AFTER 6 MATCHES

Scoring Spike	No	Name	Spikes	Faults	Shots	Total Attempts	Eff %	
	2	PANNOY Piyanut	-	-	-	-	0.00	
	3	PHANUSIT Em Orn	8	1	7	16	43.75	
	4	NUEKJANG Thatdao	35	6	18	59	49.15	
	5	THINKAOW Pleumjit	45	12	29	86	38.37	
	6	SITTIRAK Onuma	79	24	93	196	28.06	
	9	PINSUWAN Khatthalee	-	-	-	-	0.00	
	10	APINYAPONG Wilavan	78	18	67	163	36.81	
	12	CHAISRI Tapaphaipun	14	8	16	38	15.79	
	13	TOMKOM Nootsara	5	-	16	21	23.81	
	15	KANTHONG Malika	34	13	54	101	20.79	
	17	KAMULTHALA Kaewkalaya	3	-	4	7	42.86	
	19	PANKAEW Parinya	-	-	-	-	0.00	
	<b>Team Totals</b>			301	82	304	687	31.88

Scoring Block	No	Name	Kill Blocks	Faults	Rebounds	Total Attempts	Avg by Set	
	2	PANNOY Piyanut	-	-	-	-	0.00	
	3	PHANUSIT Em Orn	-	2	3	5	0.00	
	4	NUEKJANG Thatdao	6	20	29	55	0.30	
	5	THINKAOW Pleumjit	10	20	36	66	0.50	
	6	SITTIRAK Onuma	4	8	14	26	0.20	
	9	PINSUWAN Khatthalee	-	-	-	-	0.00	
	10	APINYAPONG Wilavan	1	9	5	15	0.05	
	12	CHAISRI Tapaphaipun	1	6	6	13	0.05	
	13	TOMKOM Nootsara	4	8	17	29	0.20	
	15	KANTHONG Malika	1	19	20	40	0.05	
	17	KAMULTHALA Kaewkalaya	1	1	4	6	0.05	
	19	PANKAEW Parinya	-	-	-	-	0.00	
	<b>Team Totals</b>			28	93	134	255	1.40

Scoring Service	No	Name	Aces	Faults	Serve Hits	Total Attempts	Avg by Set	
	2	PANNOY Piyanut	-	-	-	-	0.00	
	3	PHANUSIT Em Orn	2	1	4	7	0.10	
	4	NUEKJANG Thatdao	4	7	30	41	0.20	
	5	THINKAOW Pleumjit	4	7	57	68	0.20	
	6	SITTIRAK Onuma	6	13	44	63	0.30	
	9	PINSUWAN Khatthalee	1	-	6	7	0.05	
	10	APINYAPONG Wilavan	-	7	69	76	0.00	
	12	CHAISRI Tapaphaipun	1	1	21	23	0.05	
	13	TOMKOM Nootsara	2	8	72	82	0.10	
	15	KANTHONG Malika	3	11	56	70	0.15	
	17	KAMULTHALA Kaewkalaya	-	3	10	13	0.00	
	19	PANKAEW Parinya	2	1	13	16	0.10	
	<b>Team Totals</b>			25	59	382	466	1.25

Team	Opponent Errors & Team Faults	115	5
------	-------------------------------	-----	---





### Cumulative Statistics by Skills


스킬별 누적통계

THA - Thailand

AFTER 6 MATCHES

Non-Scoring Dig	No	Name	Digs	Faults	Receptions	Total Attempts	Avg by Set
	2	PANNOY Piyanut	9	9	55	73	0.45
	3	PHANUSIT Em Orn	-	-	3	3	0.00
	4	NUEKJANG Thatdao	-	2	15	17	0.00
	5	THINKAOW Pleumjit	1	3	17	21	0.05
	6	SITTIRAK Onuma	10	12	31	53	0.50
	9	PINSUWAN Khatthalee	3	1	1	5	0.15
	10	APINYAPONG Wilavan	14	11	65	90	0.70
	12	CHAISRI Tapaphaipun	12	3	20	35	0.60
	13	TOMKOM Nootsara	6	8	47	61	0.30
	15	KANTHONG Malika	12	9	52	73	0.60
	17	KAMULTHALA Kaewkalaya	-	1	3	4	0.00
	19	PANKAEW Parinya	1	1	7	9	0.05
<b>Team Totals</b>			68	60	316	444	3.40

Non-Scoring Set	No	Name	Running Sets	Faults	Still Sets	Total Attempts	Avg by Set
	2	PANNOY Piyanut	12	-	19	31	0.60
	3	PHANUSIT Em Orn	1	-	1	2	0.05
	4	NUEKJANG Thatdao	2	-	3	5	0.10
	5	THINKAOW Pleumjit	4	-	16	20	0.20
	6	SITTIRAK Onuma	3	1	25	29	0.15
	9	PINSUWAN Khatthalee	-	-	2	2	0.00
	10	APINYAPONG Wilavan	6	-	10	16	0.30
	12	CHAISRI Tapaphaipun	4	1	16	21	0.20
	13	TOMKOM Nootsara	217	2	232	451	10.85
	15	KANTHONG Malika	4	-	17	21	0.20
	17	KAMULTHALA Kaewkalaya	-	-	-	-	0.00
	19	PANKAEW Parinya	23	-	14	37	1.15
<b>Team Totals</b>			276	4	355	635	13.80

Non-Scoring Reception	No	Name	Excellents	Faults	Serve Receptions	Total Attempts	Succ %
	2	PANNOY Piyanut	25	3	27	55	45.45
	3	PHANUSIT Em Orn	1	-	1	2	50.00
	4	NUEKJANG Thatdao	-	1	-	1	0.00
	5	THINKAOW Pleumjit	-	-	-	-	0.00
	6	SITTIRAK Onuma	6	-	14	20	30.00
	9	PINSUWAN Khatthalee	1	1	-	2	50.00
	10	APINYAPONG Wilavan	40	4	61	105	38.10
	12	CHAISRI Tapaphaipun	21	2	25	48	43.75
	13	TOMKOM Nootsara	-	1	1	2	0.00
	15	KANTHONG Malika	28	3	65	96	29.17
	17	KAMULTHALA Kaewkalaya	-	-	1	1	0.00
	19	PANKAEW Parinya	-	-	-	-	0.00
<b>Team Totals</b>			122	15	195	332	36.75

LEGEND			
Avg	Eff%	Succ%	
Average	Efficiency	Success %	

Timing and Results provided by Tissot





## Cumulative Statistics by Skills


스킬별 누적통계

TPE - Chinese Taipei

AFTER 7 MATCHES

Scoring Spike	No	Name	Spikes	Faults	Shots	Total Attempts	Eff %	
	3	CHANG Yu Chia	1	-	-	1	100.00	
	5	CHEN Yi Ju	32	10	36	78	28.21	
	6	HO Yen Chih	3	-	5	8	37.50	
	8	YANG Yi Chen	9	2	3	14	50.00	
	9	CHANG Li Wen	7	2	3	12	41.67	
	11	CHEN Wan Ting	88	18	82	188	37.23	
	12	YANG Meng Hua	-	-	-	-	0.00	
	13	WEN I Tzu	24	5	23	52	36.54	
	15	LEE Tzu Ying	52	18	72	142	23.94	
	16	TSENG Wan Ling	14	1	7	22	59.09	
	17	CHANG Chen Yin	39	23	59	121	13.22	
	18	CHEN Tzu Ya	8	4	14	26	15.38	
	<b>Team Totals</b>			277	83	304	664	29.22

Scoring Block	No	Name	Kill Blocks	Faults	Rebounds	Total Attempts	Avg by Set	
	3	CHANG Yu Chia	-	-	-	-	0.00	
	5	CHEN Yi Ju	5	14	24	43	0.24	
	6	HO Yen Chih	-	-	-	-	0.00	
	8	YANG Yi Chen	-	12	16	28	0.00	
	9	CHANG Li Wen	-	-	-	-	0.00	
	11	CHEN Wan Ting	7	7	11	25	0.33	
	12	YANG Meng Hua	-	-	-	-	0.00	
	13	WEN I Tzu	6	10	19	35	0.29	
	15	LEE Tzu Ying	1	5	9	15	0.05	
	16	TSENG Wan Ling	1	3	12	16	0.05	
	17	CHANG Chen Yin	2	6	10	18	0.10	
	18	CHEN Tzu Ya	1	-	-	1	0.05	
	<b>Team Totals</b>			23	57	101	181	1.10

Scoring Service	No	Name	Aces	Faults	Serve Hits	Total Attempts	Avg by Set	
	3	CHANG Yu Chia	5	2	14	21	0.24	
	5	CHEN Yi Ju	4	9	40	53	0.19	
	6	HO Yen Chih	-	2	-	2	0.00	
	8	YANG Yi Chen	8	9	65	82	0.38	
	9	CHANG Li Wen	3	-	1	4	0.14	
	11	CHEN Wan Ting	17	6	62	85	0.81	
	12	YANG Meng Hua	-	-	-	-	0.00	
	13	WEN I Tzu	1	6	54	61	0.05	
	15	LEE Tzu Ying	6	3	55	64	0.29	
	16	TSENG Wan Ling	3	3	7	13	0.14	
	17	CHANG Chen Yin	13	12	50	75	0.62	
	18	CHEN Tzu Ya	3	6	25	34	0.14	
	<b>Team Totals</b>			63	58	373	494	3.00

<b>Team</b>	<b>Opponent Errors &amp; Team Faults</b>	129	6
-------------	--	-----	---





### Cumulative Statistics by Skills


스킬별 누적통계

TPE - Chinese Taipei

AFTER 7 MATCHES

Non-Scoring Dig	No	Name	Digs	Faults	Receptions	Total Attempts	Avg by Set	
	3	CHANG Yu Chia	-	-	3	3	0.00	
	5	CHEN Yi Ju	1	3	17	21	0.05	
	6	HO Yen Chih	-	-	2	2	0.00	
	8	YANG Yi Chen	11	7	34	52	0.52	
	9	CHANG Li Wen	1	4	1	6	0.05	
	11	CHEN Wan Ting	10	4	44	58	0.48	
	12	YANG Meng Hua	37	14	97	148	1.76	
	13	WEN I Tzu	4	3	17	24	0.19	
	15	LEE Tzu Ying	13	8	54	75	0.62	
	16	TSENG Wan Ling	-	-	6	6	0.00	
	17	CHANG Chen Yin	10	2	47	59	0.48	
	18	CHEN Tzu Ya	2	2	13	17	0.10	
	<b>Team Totals</b>			89	47	335	471	4.24

Non-Scoring Set	No	Name	Running Sets	Faults	Still Sets	Total Attempts	Avg by Set	
	3	CHANG Yu Chia	19	3	20	42	0.90	
	5	CHEN Yi Ju	2	1	6	9	0.10	
	6	HO Yen Chih	1	-	1	2	0.05	
	8	YANG Yi Chen	198	8	277	483	9.43	
	9	CHANG Li Wen	1	-	1	2	0.05	
	11	CHEN Wan Ting	3	-	12	15	0.14	
	12	YANG Meng Hua	15	1	24	40	0.71	
	13	WEN I Tzu	6	-	4	10	0.29	
	15	LEE Tzu Ying	4	-	8	12	0.19	
	16	TSENG Wan Ling	1	-	2	3	0.05	
	17	CHANG Chen Yin	2	-	14	16	0.10	
	18	CHEN Tzu Ya	1	-	1	2	0.05	
	<b>Team Totals</b>			253	13	370	636	12.05

Non-Scoring Reception	No	Name	Excellents	Faults	Serve Receptions	Total Attempts	Succ %	
	3	CHANG Yu Chia	-	-	-	-	0.00	
	5	CHEN Yi Ju	-	-	1	1	0.00	
	6	HO Yen Chih	-	-	2	2	0.00	
	8	YANG Yi Chen	-	-	-	-	0.00	
	9	CHANG Li Wen	-	1	1	2	0.00	
	11	CHEN Wan Ting	-	-	1	1	0.00	
	12	YANG Meng Hua	35	6	42	83	42.17	
	13	WEN I Tzu	1	-	1	2	50.00	
	15	LEE Tzu Ying	34	6	79	119	28.57	
	16	TSENG Wan Ling	-	-	1	1	0.00	
	17	CHANG Chen Yin	23	4	43	70	32.86	
	18	CHEN Tzu Ya	7	3	10	20	35.00	
	<b>Team Totals</b>			100	20	181	301	33.22

LEGEND			
Avg	Eff%	Succ%	
Average	Efficiency	Success %	

Timing and Results provided by Tissot