

FIVB™



VOLLEYBALL
MEN'S WORLD
CHAMPIONSHIP
POLAND 2014

Öæã Áó ||^çá Áp[È

FIVB Men's Volleyball World Championship 2014 Pool A - Preliminary Round

Match: 25 **Date:** 04.09.2014 **Spectators:** 2'154
City: Wroclaw
Hall: Hala Stulecia
Match duration: **Start:** 13:10 **End:** 14:42 **Total:** 1:32

Teams	Sets	1	2	3	4	5	Total
CMR	0	17	18	23			58
ARG	3	25	25	25			75
Set duration		0:24	0:26	0:29			1:19

Referees: MECHAN VERA Walter (PER) & TURCI Paulo (BRA)

CMR • Cameroon		1	2	3	4	5	Pts
1	Nongni Zanguim Mefani Olivier			□	□		1
2	Mbutngam Ahmed Awal	■	■	□			
3	Kari Adeke Georges	□	□	■			
6	Dolegombai Sem	■	■	■			7
7	Ndaki Mboulet Jean Patrice	■		□			2
8	Nyabeye Jean Junior			□			
9	Kofane Boyomo Joseph Herve	■	■	■			5
10	Moussa Maliki	□	□	■			1
14	Wounembaina Nathan	■	■	■			7
15	Kody Bitjaa Yvan Arthur	■	■				
16	L Fossi Kamto Alain		L	L	L		
18	Feughou David	□	■	■			14

Coach: NONNENBROICH Peter N (GER)
Assistant: MAYAM RENIOF Blaise (CMR)

ARG • Argentina		1	2	3	4	5	Pts
1	Darraidou Santiago			□	□		2
2	Filardi Javier	■	■	■			6
5	Uriarte Nicolás	■	■	■			
7	Conte Facundo	■	■	■			13
9	Quiroga Rodrigo						
10	Gonzalez José Luis	■	■	■			15
11	Solé Sebastian	■	■				3
14	Crer Pablo			□	■		5
15	De Cecco Luciano			□	□		
16	Ramos Martin	■	■	■			6
20	Toro Alejandro					□	
21	L Closter Sebastián	L	L	L			

Coach: VELASCO Julio (ARG)
Assistant: ALVAREZ Julian (ARG)

TEAMS AND PLAYERS PERFORMANCES

Won Pts	Total Atts	No Name	Scoring Skills	Won Pts	Total Atts	No Name
33	74	Total Team		39	81	Total Team
13	20	18 Feughou David	Spike	13	24	10 Gonzalez José Luis
7	17	14 Wounembaina Nathan		11	22	7 Conte Facundo
5	8	9 Kofane Boyomo Joseph		4	11	2 Filardi Javier
4	52	Total Team	Block	5	46	Total Team
3	13	6 Dolegombai Sem		1	3	1 Darraidou Santiago
1	10	18 Feughou David		1	5	7 Conte Facundo
0	60	Total Team	Serve	6	73	Total Team
				2	14	10 Gonzalez José Luis
				1	8	14 Crer Pablo
21		Total Team	Opp. error	1	9	16 Ramos Martin
58	186	Total Team		25		Total Team
			Total	75	200	Total Team
14	37	18 Feughou David	Best Scorer	15	42	10 Gonzalez José Luis

■ Starting line-up Pts = Points scored [nn] = Captain
□ Substitute Atts = Attempts L = Libero
Opp = Opponent

Match: 26 **Date:** 04.09.2014 **Spectators:** 2'900
City: Kraków
Hall: Krakow Arena
Match duration: Start: 13:10 End: 14:44 Total: 1:34

Teams	Sets	1	2	3	4	5	Total
PUR	0	15	8	20			43
USA	3	25	25	25			75
Set duration		0:28	0:22	0:31			1:21

Referees: KAMDOUM Charles (CMR) & HUHTANISKA Ahti (FIN)

PUR • Puerto Rico		1	2	3	4	5	Pts
1	Rivera Jose	<input type="checkbox"/>		<input checked="" type="checkbox"/>			2
2	Goas Edgardo	<input checked="" type="checkbox"/>	<input checked="" type="checkbox"/>				1
4	L Del Valle Dennis	L	L	L			
5	Muñiz Roberto	<input checked="" type="checkbox"/>	<input checked="" type="checkbox"/>	<input checked="" type="checkbox"/>			4
10	Cruz Ezequiel	<input checked="" type="checkbox"/>	<input checked="" type="checkbox"/>				2
11	Torres Maurice	<input checked="" type="checkbox"/>	<input checked="" type="checkbox"/>				4
12	Soto Hector	<input checked="" type="checkbox"/>	<input checked="" type="checkbox"/>				2
14	Roman Mannix	<input checked="" type="checkbox"/>	<input checked="" type="checkbox"/>	<input checked="" type="checkbox"/>			5
16	Rivera Jackson			<input checked="" type="checkbox"/>			3
17	Sierra Pedrito						
19	Ortiz Jean Carlos	<input type="checkbox"/>	<input type="checkbox"/>	<input checked="" type="checkbox"/>			5
20	Morales Fernando	<input type="checkbox"/>	<input checked="" type="checkbox"/>				

Coach: David Aleman (PUR)
Assistant: Ramon Lawrence (CUB)

USA • USA		1	2	3	4	5	Pts
1	Anderson Matthew	<input checked="" type="checkbox"/>	<input checked="" type="checkbox"/>	<input checked="" type="checkbox"/>			10
3	Sander Taylor	<input checked="" type="checkbox"/>	<input checked="" type="checkbox"/>	<input checked="" type="checkbox"/>			11
4	Lee David	<input checked="" type="checkbox"/>	<input checked="" type="checkbox"/>	<input checked="" type="checkbox"/>			6
6	Lotman Paul	<input checked="" type="checkbox"/>	<input checked="" type="checkbox"/>	<input checked="" type="checkbox"/>			9
7	Shoji Kawika						
10	Ciarelli Antonio						
11	Christenson Micah	<input checked="" type="checkbox"/>	<input checked="" type="checkbox"/>	<input checked="" type="checkbox"/>			3
15	Clark Carson						
17	Holt Maxwell	<input checked="" type="checkbox"/>	<input checked="" type="checkbox"/>	<input checked="" type="checkbox"/>			9
18	Muagututia Garrett						
20	Smith David						
22	L Shoji Erik	L	L	L			

Coach: Speraw, John (USA)
Assistant: Fuerbringer, Matthew (USA)

TEAMS AND PLAYERS PERFORMANCES

Won Pts	Total Atts	No Name	Scoring Skills	Won Pts	Total Atts	No Name
21	86	Total Team		33	74	Total Team
3	9	5 Muñiz Roberto	Spike	10	23	1 Anderson Matthew
3	6	14 Roman Mannix		8	17	6 Lotman Paul
3	13	19 Ortiz Jean Carlos		6	16	3 Sander Taylor
4	50	Total Team	Block	11	51	Total Team
2	9	19 Ortiz Jean Carlos		4	7	3 Sander Taylor
2	16	14 Roman Mannix		3	8	11 Christenson Micah
3	45	Total Team	Serve	2	12	4 Lee David
1	7	2 Goas Edgardo		4	73	Total Team
1	4	11 Torres Maurice		2	23	17 Holt Maxwell
1	6	5 Muñiz Roberto	1	10	3 Sander Taylor	
15		Total Team	Opp. error	1	13	6 Lotman Paul
43	181	Total Team		Total	27	
5	30	14 Roman Mannix	Best Scorer	75	198	Total Team
				11	33	3 Sander Taylor

Starting line-up Pts = Points scored nn = Captain
 Substitute Atts = Attempts L = Libero
 Opp = Opponent

Match: 27 **Date:** 04.09.2014 **Spectators:** 2'843
City: Wroclaw
Hall: Hala Stulecia
Match duration: Start: 16:40 End: 18:40 Total: 2:00

Teams	Sets	1	2	3	4	5	Total
SRB	3	25	25	22	25		97
AUS	1	23	22	25	17		87
Set duration		0:26	0:27	0:27	0:24		1:44

Referees: VEREECKE Philippe (FRA) & LABASTA Milan (CZE)

SRB • Serbia		1	2	3	4	5	Pts
1	Kovacevic Nikola	■	■	■	■		20
2	Kovacevic Uros		□	□			4
3	Ivovic Marko			□			1
5	Petkovic Vlado			□			
7	Stankovic Dragan	■	■	■			3
9	Jovovic Nikola	■	■	■	■		
10	Nikic Milos	■	■	■	■		12
14	Atanasijevic Aleksandar	■	■	■	■		17
15	Starovic Sasa						
18	Podrascanin Marko	■	■	■	■		13
19	L Rosic Nikola	L	L	L	L		
20	Lisinac Srecko	□	□	■			4

Coach: KOLAKOVIC Igor (SRB)
Assistant: KOZIC Strahinja (SRB)

AUS • Australia		1	2	3	4	5	Pts
1	Zingel Aidan	■	■	■	■		13
3	Roberts Nathan				□		
5	Passier Travis						
6	Edgar Thomas	■	■		□		8
7	Peacock Harrison	□	□	■	■		
9	White Adam	■	■	■	■		11
11	L Perry Luke	L	L	L	L		1
12	Mote Nehemiah	■	■	■	■		5
14	Sukochev Grigory	■	■		□		1
15	Douglas-Powell Thomas Ewen		□	■	■		5
16	Smith Luke	■	■		□		4
17	Carroll Paul	□	□	■	■		12

Coach: Uriarte, Jon Emili (ARG)
Assistant: Ilott, Daniel John (AUS)

TEAMS AND PLAYERS PERFORMANCES

Won Pts	Total Atts	No Name	Scoring Skills	Won Pts	Total Atts	No Name
59	111	Total Team		46	107	Total Team
19	29	1 Kovacevic Nikola	Spike	11	23	17 Carroll Paul
16	38	14 Atanasijevic Aleksandar		10	19	9 White Adam
8	19	10 Nikic Milos		8	11	1 Zingel Aidan
9	74	Total Team	Block	11	95	Total Team
5	19	18 Podrascanin Marko		5	30	1 Zingel Aidan
2	11	10 Nikic Milos		2	4	6 Edgar Thomas
1	4	20 Lisinac Srecko	2	5	15 Douglas-Powell Thomas	
6	96	Total Team	Serve	3	88	Total Team
2	15	10 Nikic Milos		1	15	9 White Adam
1	9	20 Lisinac Srecko		1	8	16 Smith Luke
1	14	18 Podrascanin Marko	1	9	17 Carroll Paul	
23		Total Team	Opp. error	27		Total Team
97	281	Total Team	Total	87	290	Total Team
20	56	1 Kovacevic Nikola	Best Scorer	13	55	1 Zingel Aidan

■ Starting line-up Pts = Points scored [nn] = Captain
□ Substitute Atts = Attempts L = Libero
Opp = Opponent



FIVB Men's Volleyball World Championship 2014 Pool D - Preliminary Round

Match: 28 **Date:** 04.09.2014 **Spectators:** 6'500
City: Kraków
Hall: Krakow Arena
Match duration: Start: 16:40 End: 18:53 Total: 2:13

Teams	Sets	1	2	3	4	5	Total
IRI	1	18	25	19	27		89
FRA	3	25	14	25	29		93
Set duration		0:24	0:23	0:32	0:38		1:57

Referees: CHOLAKIAN Rolando (ARG) & ALENEZI Abdullah (KUW)

IRI • Iran		1	2	3	4	5	Pts
1	Mahmoudi Shahram	<input type="checkbox"/>	<input checked="" type="checkbox"/>	<input checked="" type="checkbox"/>	<input checked="" type="checkbox"/>		18
2	Ebadipour Ghara H. Milad	<input type="checkbox"/>	<input checked="" type="checkbox"/>	<input checked="" type="checkbox"/>	<input checked="" type="checkbox"/>		11
<input checked="" type="checkbox"/>	Marouflakrani Mir Saeid	<input checked="" type="checkbox"/>	<input checked="" type="checkbox"/>	<input checked="" type="checkbox"/>	<input checked="" type="checkbox"/>		
5	Ghaemi Farhad	<input checked="" type="checkbox"/>	<input checked="" type="checkbox"/>	<input checked="" type="checkbox"/>	<input checked="" type="checkbox"/>		6
6	Mousavi Eraghi Seyed Mohammad	<input checked="" type="checkbox"/>	<input checked="" type="checkbox"/>	<input checked="" type="checkbox"/>	<input checked="" type="checkbox"/>		12
7	Fayazi Damnabi Pourya				<input type="checkbox"/>		
8 L	Zarif Ahangaran V. Farhad	L	L	L	L		
9	Gholami Adel	<input checked="" type="checkbox"/>	<input checked="" type="checkbox"/>	<input checked="" type="checkbox"/>	<input checked="" type="checkbox"/>		8
10	Ghafour Amir	<input checked="" type="checkbox"/>			<input type="checkbox"/>		1
12	Mirzajanpour M. Mojtaba	<input checked="" type="checkbox"/>					3
13	Mahdavi Mehdi	<input type="checkbox"/>		<input type="checkbox"/>	<input type="checkbox"/>		
15	Tashakori Armin			<input type="checkbox"/>	<input type="checkbox"/>		1

Coach: KOVAC Slobodan (SRB)
Assistant: PRAKLJACIC Slobodan (SRB)

FRA • France		1	2	3	4	5	Pts
2 L	Grebennikov Jenia	L	L	L	L		
4	Rouzier Antonin	<input checked="" type="checkbox"/>	<input checked="" type="checkbox"/>	<input checked="" type="checkbox"/>	<input checked="" type="checkbox"/>		19
<input checked="" type="checkbox"/>	Toniutti Benjamin	<input checked="" type="checkbox"/>	<input checked="" type="checkbox"/>	<input checked="" type="checkbox"/>	<input checked="" type="checkbox"/>		1
7	Tillie Kevin	<input checked="" type="checkbox"/>	<input checked="" type="checkbox"/>	<input checked="" type="checkbox"/>	<input checked="" type="checkbox"/>		18
9	Ngapeth Earvin	<input checked="" type="checkbox"/>	<input checked="" type="checkbox"/>	<input checked="" type="checkbox"/>	<input checked="" type="checkbox"/>		19
10	Le Roux Kevin	<input checked="" type="checkbox"/>	<input checked="" type="checkbox"/>	<input checked="" type="checkbox"/>	<input checked="" type="checkbox"/>		10
14	Le Goff Nicolas	<input checked="" type="checkbox"/>	<input checked="" type="checkbox"/>	<input checked="" type="checkbox"/>	<input checked="" type="checkbox"/>		7
15	Tuia Samuele						
16	Marechal Nicolas				<input type="checkbox"/>		
17	Lafitte Franck						
18	Jaumel Yoann		<input type="checkbox"/>		<input type="checkbox"/>		
21	Sidibe Mory		<input type="checkbox"/>		<input type="checkbox"/>		1

Coach: Tillie Laurent
Assistant: Josserand Arnaud

TEAMS AND PLAYERS PERFORMANCES

Won Pts	Total Atts	No Name	Scoring Skills	Won Pts	Total Atts	No Name
44	106	Total Team		63	110	Total Team
17	38	1 Mahmoudi Shahram	Spike	18	34	4 Rouzier Antonin
9	22	2 Ebadipour Ghara H. Milad		17	24	7 Tillie Kevin
5	11	6 Mousavi Eraghi Seyed		15	30	9 Ngapeth Earvin
12	75	Total Team	Block	9	66	Total Team
7	24	6 Mousavi Eraghi Seyed		2	8	9 Ngapeth Earvin
2	11	2 Ebadipour Ghara H. Milad		2	16	10 Le Roux Kevin
1	7	1 Mahmoudi Shahram	1	1	21 Sidibe Mory	
4	89	Total Team	Serve	3	92	Total Team
3	15	9 Gholami Adel		2	21	9 Ngapeth Earvin
1	16	5 Ghaemi Farhad		1	14	14 Le Goff Nicolas
29		Total Team	Opp. error	18		Total Team
89	270	Total Team		Total	93	268
18	54	1 Mahmoudi Shahram	Best Scorer	19	51	4 Rouzier Antonin

Starting line-up Pts = Points scored = Captain
 Substitute Atts = Attempts L = Libero
 Opp = Opponent



FIVB Men's Volleyball World Championship 2014 Pool A - Preliminary Round

Match: 29 **Date:** 04.09.2014 **Spectators:** 6'819
City: Wroclaw
Hall: Hala Stulecia
Match duration: Start: 20:25 End: 21:51 Total: 1:26

Teams	Sets	1	2	3	4	5	Total
POL	3	25	25	25			75
VEN	0	20	13	14			47
Set duration		0:25	0:25	0:23			1:13

Referees: ALBRIGHT Paul (USA) & WENSHENG Luo (CHN)

POL • Poland		1	2	3	4	5	Pts
1	Nowakowski Piotr	■	■	■			8
2	Winiarski Michal	■					1
3	Konarski Dawid			□	□		1
5	Zagumny Pawel						
7	Klos Karol	■	■				4
10	Wlazly Mariusz	■	■	■			11
11	Drzyzga Fabian	■	■	■			1
13	Kubiak Michal	□	■	■			9
17	L Zatorski Pawel	L	L	L			
18	Mozdzonek Marcin			□	■		4
20	Mika Mateusz	■	■				7
21	Buszek Rafal			□	■		7

Coach: ANTIGA Stephane (FRA)
Assistant: BLAIN Philippe (FRA)

VEN • Venezuela		1	2	3	4	5	Pts
3	Gonzalez Fernando	■	■				1
4	L Mata Héctor	L	L	L			
6	Paez Carlos			□	□		
8	Salerno Hector				■		1
9	Carrasco José	■	■	■			2
10	Pinerua Kervin	■	■	■			11
11	Gomez Canas Ernardo Andres			□	□		2
12	Contreras Jhoser			□	□		1
13	Chourio Pirela Jesus Danian	■	■	■			6
14	Montoya Martine Maximo Antonio	■	■	■			7
17	Escobar Daniel				□		
18	Cedeno Marquez Fredy Ramon	■	■	■			2

Coach: VINCENZO NACCI (ITA)
Assistant: IVAN NIETO (VEN)

TEAMS AND PLAYERS PERFORMANCES

Won Pts	Total Atts	No Name	Scoring Skills	Won Pts	Total Atts	No Name
36	58	Total Team		28	65	Total Team
8	13	10 Wlazly Mariusz	Spike	10	18	10 Pinerua Kervin
7	11	13 Kubiak Michal		5	13	14 Montoya Martine Maximo
6	9	20 Mika Mateusz		4	5	13 Chourio Pirela Jesus Danian
10	50	Total Team	Block	5	47	Total Team
4	15	1 Nowakowski Piotr		2	7	13 Chourio Pirela Jesus Danian
2	4	18 Mozdzonek Marcin		2	7	14 Montoya Martine Maximo
1	3	21 Buszek Rafal		1	3	10 Pinerua Kervin
7	73	Total Team	Serve	0	49	Total Team
3	17	10 Wlazly Mariusz				
1	10	7 Klos Karol				
1	6	21 Buszek Rafal				
22		Total Team	Opp. error	14		Total Team
75	181	Total Team	Total	47	161	Total Team
11	33	10 Wlazly Mariusz	Best Scorer	11	27	10 Pinerua Kervin

■ Starting line-up Pts = Points scored [nn] = Captain
□ Substitute Atts = Attempts L = Libero
Opp = Opponent



Match: 30 **Date:** 04.09.2014 **Spectators:** 7'900
City: Kraków
Hall: Krakow Arena
Match duration: Start: 20:25 End: 22:40 Total: 2:15

Teams	Sets	1	2	3	4	5	Total
ITA	3	26	25	25	28		104
BEL	1	28	15	16	26		85
Set duration		0:30	0:26	0:27	0:36		1:59

Referees: ILKIW Taras (CAN) & ZENOVICH Andrey (RUS)

ITA • Italy		1	2	3	4	5	Pts
2	Kovar Jiri	■	■	■	■		20
3	Parodi Simone		□				
4	Vettori Luca	□					
7	L Rossini Salvatore	L	L	L	L		
9	Zaytsev Ivan	■	■	■	■		17
10	Lanza Filippo	■	■	■	■		17
11	Buti Simone	■	■	■	■		10
13	Travica Dragan	□					
15	Birarelli Emanuele	■	■	■	■		9
16	Baranowicz Michele	■	■	■	■		4
19	Anzani Simone					□	1
20	L Colaci Massimo	L	L	L	L		

BEL • Belgium		1	2	3	4	5	Pts
1	Van Den Dries Bram	■	■	□	■		8
3	Deroo Sam	■	■	■	■		16
4	Coolman Pieter		□	□	■		2
5	Depestele Frank	■	■	■	■		
7	Claes Gertjan		□		□		3
8	Klinkenberg Kevin	■	■				3
9	Verhees Pieter	■	■	■			5
10	Van De Voorde Simon	■	■	■	■		11
11	Verhanneman Matthijs		□	■	■		2
12	Van Walle Gert	□	□	■	□		6
14	L Derkoningen Bert	L	L	L	L		
16	Valkiers Matthias	□	□	□	□		

Coach: BERRUTO Mauro (ITA)
Assistant: BROGIONI Andrea (ITA)

Coach: BAEYENS Dominique
Assistant: ACHTEN Christophe

TEAMS AND PLAYERS PERFORMANCES

Won Pts	Total Atts	No Name	Scoring Skills	Won Pts	Total Atts	No Name
58	117	Total Team		45	135	Total Team
18	27	2 Kovar Jiri	Spike	11	28	3 Deroo Sam
14	40	9 Zaytsev Ivan		8	8	10 Van De Voorde Simon
12	27	10 Lanza Filippo		8	32	1 Van Den Dries Bram
16	75	Total Team	Block	8	80	Total Team
5	12	10 Lanza Filippo		3	9	3 Deroo Sam
4	21	11 Buti Simone		2	16	9 Verhees Pieter
4	18	15 Birarelli Emanuele	2	14	10 Van De Voorde Simon	
4	103	Total Team	Serve	3	86	Total Team
2	15	9 Zaytsev Ivan		2	18	3 Deroo Sam
1	21	16 Baranowicz Michele		1	20	10 Van De Voorde Simon
1	13	2 Kovar Jiri				
26		Total Team	Opp. error	29		Total Team
104	295	Total Team	Total	85	301	Total Team
20	49	2 Kovar Jiri	Best Scorer	16	55	3 Deroo Sam


■ Starting line-up Pts = Points scored [nn] = Captain
□ Substitute Atts = Attempts L = Libero
Opp = Opponent

Match: 25 **Date:** 04.09.2014 **Spectators:** 2'154
City: Wroclaw
Hall: Hala Stulecia
Match duration: **Start:** 13:10 **End:** 14:42 **Total:** 1:32

Teams	Sets	1	2	3	4	5	Total
CMR	0	17	18	23			58
ARG	3	25	25	25			75
Set duration		0:24	0:26	0:29			1:19




CMR • Cameroon



Spike

Succ. %
Limit: 15.00%

Rk	No	Name	Spikes	Faults	Shots	Total Attempts	Note
1	18	Feughouo David	13	2	5	20	65.00
2	14	Wounembaina Nathan	7	3	7	17	41.18
-	9	Kofane Boyomo Joseph Herve	5	-	3	8	
-	6	Dolegombai Sem	4	1	2	7	
-	10	Moussa Maliki	1	2	4	7	
-	7	Ndaki Mboulet Jean Patrice	2	3	2	7	
-	15	Kody Bitjaa Yvan Arthur	-	1	5	6	
-	1	Nongni Zanguim Mefani Olivier	1	-	-	1	
-	2	Mbutngam Ahmed Awal	-	-	1	1	
-	3	Kari Adeke Georges	-	-	-	-	
-	8	Nyabeye Jean Junior	-	-	-	-	
-	16	Fossi Kamto Alain	-	-	-	-	
Others			-	-	-	-	
Total Team			33	12	29	74	44.59



Block

Avg. by set

Rk	No	Name	Kill Blocks	Faults	Rebounds	Total Attempts	Note
1	6	Dolegombai Sem	3	7	3	13	1.00
2	18	Feughouo David	1	5	4	10	0.33
-	8	Nyabeye Jean Junior	-	-	-	-	
-	10	Moussa Maliki	-	-	2	2	
-	16	Fossi Kamto Alain	-	-	-	-	
-	3	Kari Adeke Georges	-	1	2	3	
-	9	Kofane Boyomo Joseph Herve	-	3	3	6	
-	14	Wounembaina Nathan	-	3	2	5	
-	2	Mbutngam Ahmed Awal	-	4	1	5	
-	7	Ndaki Mboulet Jean Patrice	-	5	1	6	
-	1	Nongni Zanguim Mefani Olivier	-	1	-	1	
-	15	Kody Bitjaa Yvan Arthur	-	1	-	1	
Others			-	-	-	-	
Total Team			4	30	18	52	1.33

Match: 25 **Date:** 04.09.2014 **Spectators:** 2'154
City: Wroclaw
Hall: Hala Stulecia
Match duration: **Start:** 13:10 **End:** 14:42 **Total:** 1:32

Teams	Sets	1	2	3	4	5	Total
CMR	0	17	18	23			58
ARG	3	25	25	25			75
Set duration		0:24	0:26	0:29			1:19



CMR • Cameroon

Rk	No	Name	Aces	Faults	Serve Hits	Total Attempts	Note
-	2	Mbutngam Ahmed Awal	-	-	5	5	
-	3	Kari Adeke Georges	-	-	5	5	
-	7	Ndaki Mboulet Jean Patrice	-	-	2	2	
-	8	Nyabeye Jean Junior	-	-	-	-	
-	16	Fossi Kamto Alain	-	-	-	-	
-	9	Kofane Boyomo Joseph Herve	-	1	9	10	
-	10	Moussa Maliki	-	1	5	6	
-	14	Wounembaina Nathan	-	2	10	12	
-	6	Dolegombai Sem	-	2	4	6	
-	15	Kody Bitjaa Yvan Arthur	-	2	3	5	
-	18	Feughouo David	-	3	4	7	
-	1	Nongni Zanguim Mefani Olivier	-	1	1	2	
Others			-	-	-	-	
Total Team			-	12	48	60	

Team	Opponent errors & Team faults	Aces	Faults	Total Attempts
		21	-	21

Rk	No	Name	Digs	Faults	Receptions	Total Attempts	Note
1	14	Wounembaina Nathan	12	1	-	13	4.00
2	16	Fossi Kamto Alain	8	5	3	16	2.67
3	2	Mbutngam Ahmed Awal	3	-	2	5	1.00
3	15	Kody Bitjaa Yvan Arthur	3	-	1	4	1.00
3	10	Moussa Maliki	3	1	-	4	1.00
6	3	Kari Adeke Georges	2	-	-	2	0.67
6	6	Dolegombai Sem	2	1	1	4	0.67
6	7	Ndaki Mboulet Jean Patrice	2	1	1	4	0.67
6	9	Kofane Boyomo Joseph Herve	2	1	-	3	0.67
10	1	Nongni Zanguim Mefani Olivier	1	-	-	1	0.33
-	8	Nyabeye Jean Junior	-	-	-	-	
-	18	Feughouo David	-	2	-	2	
Others			-	-	-	-	
Total Team			38	12	8	58	12.67


Match: 25 **Date:** 04.09.2014 **Spectators:** 2'154
City: Wroclaw
Hall: Hala Stulecia
Match duration: **Start:** 13:10 **End:** 14:42 **Total:** 1:32

Teams	Sets	1	2	3	4	5	Total
CMR	0	17	18	23			58
ARG	3	25	25	25			75
Set duration		0:24	0:26	0:29			1:19




CMR • Cameroon

Rk	No	Name	Running Sets	Faults	Still Sets	Total Attempts	Note
1	2	Mbutngam Ahmed Awal	8	1	19	28	2.67
1	3	Kari Adeke Georges	8	2	20	30	2.67
-	1	Nongni Zanguim Mefani Olivier	-	-	-	-	
-	6	Dolegombai Sem	-	-	-	-	
-	7	Ndaki Mboulet Jean Patrice	-	-	-	-	
-	8	Nyabeye Jean Junior	-	-	-	-	
-	9	Kofane Boyomo Joseph Herve	-	-	-	-	
-	10	Moussa Maliki	-	-	-	-	
-	14	Wounembaina Nathan	-	-	-	-	
-	15	Kody Bitjaa Yvan Arthur	-	-	-	-	
-	16	Fossi Kamto Alain	-	-	-	-	
-	18	Feughouo David	-	-	-	-	
Others			-	-	-	-	
Total Team			16	3	39	58	5.33



Set

Avg. by set



Reception

Eff. %
Limit: 25.00%

Rk	No	Name	Excellents	Faults	Serve Receptions	Total Attempts	Note
1	16	Fossi Kamto Alain	9	1	7	17	47.06
2	14	Wounembaina Nathan	7	1	15	23	26.09
-	10	Moussa Maliki	3	1	6	10	
-	1	Nongni Zanguim Mefani Olivier	-	-	-	-	
-	2	Mbutngam Ahmed Awal	-	-	-	-	
-	3	Kari Adeke Georges	-	-	-	-	
-	6	Dolegombai Sem	-	-	-	-	
-	7	Ndaki Mboulet Jean Patrice	-	-	-	-	
-	9	Kofane Boyomo Joseph Herve	-	-	-	-	
-	18	Feughouo David	-	-	-	-	
-	15	Kody Bitjaa Yvan Arthur	-	2	7	9	
-	8	Nyabeye Jean Junior	-	1	-	1	
Others			-	-	-	-	
Total Team			19	6	35	60	21.67

Match: 25 Date: 04.09.2014 Spectators: 2'154

City: Wrocław


Hall: Hala Stulecia

Match duration: Start: 13:10 End: 14:42 Total: 1:32

Teams	Sets	1	2	3	4	5	Total
CMR	0	17	18	23			58
ARG	3	25	25	25			75
Set duration		0:24	0:26	0:29			1:19




ARG • Argentina



Spike

Succ. %
Limit: 15.00%

Rk	No	Name	Spikes	Faults	Shots	Total Attempts	Note
1	10	Gonzalez José Luis	13	3	8	24	54.17
2	7	Conte Facundo	11	2	9	22	50.00
-	2	Filardi Javier	4	-	7	11	
-	16	Ramos Martin	4	2	3	9	
-	11	Solé Sebastian	2	2	3	7	
-	14	Crer Pablo	4	-	1	5	
-	1	Darraidou Santiago	1	1	-	2	
-	5	Uriarte Nicolás	-	-	1	1	
-	9	Quiroga Rodrigo	-	-	-	-	
-	15	De Cecco Luciano	-	-	-	-	
-	20	Toro Alejandro	-	-	-	-	
-	21	Closter Sebastián	-	-	-	-	
Others			-	-	-	-	
Total Team			39	10	32	81	48.15



Block

Avg. by set

Rk	No	Name	Kill Blocks	Faults	Rebounds	Total Attempts	Note
1	1	Darraidou Santiago	1	-	2	3	0.33
1	7	Conte Facundo	1	2	2	5	0.33
1	2	Filardi Javier	1	3	2	6	0.33
1	16	Ramos Martin	1	8	5	14	0.33
1	11	Solé Sebastian	1	4	1	6	0.33
-	9	Quiroga Rodrigo	-	-	-	-	
-	15	De Cecco Luciano	-	-	-	-	
-	20	Toro Alejandro	-	-	-	-	
-	21	Closter Sebastián	-	-	-	-	
-	10	Gonzalez José Luis	-	1	3	4	
-	5	Uriarte Nicolás	-	2	1	3	
-	14	Crer Pablo	-	4	1	5	
Others			-	-	-	-	
Total Team			5	24	17	46	1.67


Match: 25 **Date:** 04.09.2014 **Spectators:** 2'154
City: Wrocław
Hall: Hala Stulecia
Match duration: Start: 13:10 End: 14:42 Total: 1:32

Teams	Sets	1	2	3	4	5	Total
CMR	0	17	18	23			58
ARG	3	25	25	25			75
Set duration		0:24	0:26	0:29			1:19



ARG • Argentina

Rk	No	Name	Aces	Faults	Serve Hits	Total Attempts	Note
1	10	Gonzalez José Luis	2	3	9	14	0.67
2	14	Crer Pablo	1	-	7	8	0.33
2	16	Ramos Martin	1	2	6	9	0.33
2	2	Filardi Javier	1	3	7	11	0.33
2	7	Conte Facundo	1	4	7	12	0.33
-	1	Darraidou Santiago	-	-	-	-	
-	9	Quiroga Rodrigo	-	-	-	-	
-	11	Solé Sebastian	-	-	5	5	
-	15	De Cecco Luciano	-	-	2	2	
-	20	Toro Alejandro	-	-	-	-	
-	21	Closter Sebastián	-	-	-	-	
-	5	Uriarte Nicolás	-	1	11	12	
Others			-	-	-	-	
Total Team			6	13	54	73	2.00




Serve

Avg. by set

Team	Opponent errors & Team faults	Aces	Faults	Total Attempts
		25	-	25

Rk	No	Name	Digs	Faults	Receptions	Total Attempts	Note
1	21	Closter Sebastián	14	3	3	20	4.67
2	2	Filardi Javier	6	1	1	8	2.00
2	7	Conte Facundo	6	1	-	7	2.00
2	5	Uriarte Nicolás	6	2	1	9	2.00
5	10	Gonzalez José Luis	3	1	-	4	1.00
6	16	Ramos Martin	1	-	-	1	0.33
6	14	Crer Pablo	1	1	-	2	0.33
6	15	De Cecco Luciano	1	1	-	2	0.33
-	1	Darraidou Santiago	-	-	-	-	
-	9	Quiroga Rodrigo	-	-	-	-	
-	11	Solé Sebastian	-	-	-	-	
-	20	Toro Alejandro	-	-	-	-	
Others			-	-	-	-	
Total Team			38	10	5	53	12.67



Dig

Avg. by set




Match: 25 Date: 04.09.2014 Spectators: 2'154
 City: Wrocław
 Hall: Hala Stulecia
 Match duration: Start: 13:10 End: 14:42 Total: 1:32

Teams	Sets	1	2	3	4	5	Total
CMR	0	17	18	23			58
ARG	3	25	25	25			75
Set duration		0:24	0:26	0:29			1:19




ARG • Argentina



Set

Avg. by set

Rk	No	Name	Running Sets	Faults	Still Sets	Total Attempts	Note
1	5	Uriarte Nicolás	31	-	31	62	10.33
2	15	De Cecco Luciano	3	1	2	6	1.00
-	1	Darraidou Santiago	-	-	-	-	
-	2	Filardi Javier	-	-	-	-	
-	7	Conte Facundo	-	-	-	-	
-	9	Quiroga Rodrigo	-	-	-	-	
-	10	Gonzalez José Luis	-	-	-	-	
-	11	Solé Sebastian	-	-	-	-	
-	14	Crer Pablo	-	-	-	-	
-	16	Ramos Martin	-	-	-	-	
-	20	Toro Alejandro	-	-	-	-	
-	21	Closter Sebastián	-	-	-	-	
Others			-	-	-	-	
Total Team			34	1	33	68	11.33



Reception

Eff. %
Limit: 25.00%


Rk	No	Name	Excellents	Faults	Serve Receptions	Total Attempts	Note
1	21	Closter Sebastián	14	-	5	19	73.68
2	2	Filardi Javier	10	-	10	20	50.00
-	7	Conte Facundo	5	-	-	5	
-	20	Toro Alejandro	-	-	2	2	
-	5	Uriarte Nicolás	-	-	1	1	
-	10	Gonzalez José Luis	-	-	1	1	
-	1	Darraidou Santiago	-	-	-	-	
-	9	Quiroga Rodrigo	-	-	-	-	
-	11	Solé Sebastian	-	-	-	-	
-	14	Crer Pablo	-	-	-	-	
-	15	De Cecco Luciano	-	-	-	-	
-	16	Ramos Martin	-	-	-	-	
Others			-	-	-	-	
Total Team			29	-	19	48	60.42

Match: 26 **Date:** 04.09.2014 **Spectators:** 2'900
City: Kraków
Hall: Krakow Arena
Match duration: **Start:** 13:10 **End:** 14:44 **Total:** 1:34

Teams	Sets	1	2	3	4	5	Total
PUR	0	15	8	20			43
USA	3	25	25	25			75
Set duration		0:28	0:22	0:31			1:21




PUR • Puerto Rico



Spike

Succ. %
Limit: 15.00%

Rk	No	Name	Spikes	Faults	Shots	Total Attempts	Note
1	19	Ortiz Jean Carlos	3	3	7	13	23.08
1	16	Rivera Jackson	3	5	5	13	23.08
1	11	Torres Maurice	3	7	3	13	23.08
4	10	Cruz Ezequiel	2	2	9	13	15.38
-	12	Soto Hector	2	2	7	11	
-	5	Muñiz Roberto	3	1	5	9	
-	14	Roman Mannix	3	1	2	6	
-	1	Rivera Jose	2	4	-	6	
-	2	Goas Edgardo	-	-	1	1	
-	20	Morales Fernando	-	-	1	1	
-	4	Del Valle Dennis	-	-	-	-	
-	17	Sierra Pedrito	-	-	-	-	
Others			-	-	-	-	
Total Team			21	25	40	86	24.42



Block

Avg. by set

Rk	No	Name	Kill Blocks	Faults	Rebounds	Total Attempts	Note
1	19	Ortiz Jean Carlos	2	4	3	9	0.67
1	14	Roman Mannix	2	8	6	16	0.67
-	4	Del Valle Dennis	-	-	-	-	
-	12	Soto Hector	-	-	1	1	
-	16	Rivera Jackson	-	-	2	2	
-	17	Sierra Pedrito	-	-	-	-	
-	20	Morales Fernando	-	-	2	2	
-	5	Muñiz Roberto	-	4	5	9	
-	1	Rivera Jose	-	2	2	4	
-	10	Cruz Ezequiel	-	2	2	4	
-	2	Goas Edgardo	-	1	-	1	
-	11	Torres Maurice	-	2	-	2	
Others			-	-	-	-	
Total Team			4	23	23	50	1.33

Match: 26 **Date:** 04.09.2014 **Spectators:** 2'900
City: Kraków
Hall: Krakow Arena
Match duration: **Start:** 13:10 **End:** 14:44 **Total:** 1:34

Teams	Sets	1	2	3	4	5	Total
PUR	0	15	8	20			43
USA	3	25	25	25			75
Set duration		0:28	0:22	0:31			1:21



PUR • Puerto Rico

Rk	No	Name	Aces	Faults	Serve Hits	Total Attempts	Note
1	2	Goas Edgardo	1	-	6	7	0.33
1	11	Torres Maurice	1	-	3	4	0.33
1	5	Muñiz Roberto	1	1	4	6	0.33
-	4	Del Valle Dennis	-	-	-	-	
-	10	Cruz Ezequiel	-	-	4	4	
-	16	Rivera Jackson	-	-	2	2	
-	17	Sierra Pedrito	-	-	-	-	
-	20	Morales Fernando	-	-	2	2	
-	14	Roman Mannix	-	1	7	8	
-	1	Rivera Jose	-	2	5	7	
-	12	Soto Hector	-	1	2	3	
-	19	Ortiz Jean Carlos	-	1	1	2	
Others			-	-	-	-	
Total Team			3	6	36	45	1.00

Team	Opponent errors & Team faults	Aces	Faults	Total Attempts
		15	-	15


Rk	No	Name	Digs	Faults	Receptions	Total Attempts	Note
1	4	Del Valle Dennis	8	4	6	18	2.67
2	1	Rivera Jose	7	-	1	8	2.33
3	10	Cruz Ezequiel	6	2	2	10	2.00
4	14	Roman Mannix	5	-	-	5	1.67
4	20	Morales Fernando	5	-	-	5	1.67
4	11	Torres Maurice	5	1	2	8	1.67
4	2	Goas Edgardo	5	2	-	7	1.67
8	19	Ortiz Jean Carlos	4	1	-	5	1.33
8	12	Soto Hector	4	2	1	7	1.33
10	16	Rivera Jackson	2	2	2	6	0.67
10	5	Muñiz Roberto	2	2	-	4	0.67
-	17	Sierra Pedrito	-	-	-	-	
Others			-	-	-	-	
Total Team			53	16	14	83	17.67

Match: 26 **Date:** 04.09.2014 **Spectators:** 2'900
City: Kraków
Hall: Krakow Arena
Match duration: Start: 13:10 End: 14:44 Total: 1:34

Teams	Sets	1	2	3	4	5	Total
PUR	0	15	8	20			43
USA	3	25	25	25			75
Set duration		0:28	0:22	0:31			1:21




PUR • Puerto Rico



Set

Avg. by set

Rk	No	Name	Running Sets	Faults	Still Sets	Total Attempts	Note
1	2	Goas Edgardo	11	1	28	40	3.67
2	20	Morales Fernando	5	-	22	27	1.67
3	16	Rivera Jackson	1	-	-	1	0.33
-	1	Rivera Jose	-	-	3	3	
-	4	Del Valle Dennis	-	-	-	-	
-	5	Muñiz Roberto	-	-	-	-	
-	10	Cruz Ezequiel	-	-	-	-	
-	11	Torres Maurice	-	-	-	-	
-	12	Soto Hector	-	-	1	1	
-	14	Roman Mannix	-	-	-	-	
-	17	Sierra Pedrito	-	-	-	-	
-	19	Ortiz Jean Carlos	-	-	-	-	
Others			-	-	-	-	
Total Team			17	1	54	72	5.67



Reception

Eff. %
Limit: 25.00%


Rk	No	Name	Excellents	Faults	Serve Receptions	Total Attempts	Note
1	4	Del Valle Dennis	3	1	20	24	8.33
1	12	Soto Hector	5	3	16	24	8.33
-	16	Rivera Jackson	2	-	4	6	
-	10	Cruz Ezequiel	-	-	5	5	
-	1	Rivera Jose	1	-	3	4	
-	2	Goas Edgardo	-	-	1	1	
-	5	Muñiz Roberto	-	-	-	-	
-	11	Torres Maurice	-	-	-	-	
-	14	Roman Mannix	-	-	-	-	
-	17	Sierra Pedrito	-	-	-	-	
-	19	Ortiz Jean Carlos	-	-	-	-	
-	20	Morales Fernando	-	-	-	-	
Others			-	-	-	-	
Total Team			11	4	49	64	10.94

Match: 26 **Date:** 04.09.2014 **Spectators:** 2'900
City: Kraków
Hall: Krakow Arena
Match duration: Start: 13:10 End: 14:44 Total: 1:34

Teams	Sets	1	2	3	4	5	Total
PUR	0	15	8	20			43
USA	3	25	25	25			75
Set duration		0:28	0:22	0:31			1:21




USA • USA



Spike

Succ. %
Limit: 15.00%

Rk	No	Name	Spikes	Faults	Shots	Total Attempts	Note
1	6	Lotman Paul	8	-	9	17	47.06
2	1	Anderson Matthew	10	-	13	23	43.48
3	3	Sander Taylor	6	2	8	16	37.50
-	17	Holt Maxwell	5	1	2	8	
-	4	Lee David	4	1	2	7	
-	11	Christenson Micah	-	1	2	3	
-	7	Shoji Kawika	-	-	-	-	
-	10	Ciarelli Antonio	-	-	-	-	
-	15	Clark Carson	-	-	-	-	
-	18	Muagututia Garrett	-	-	-	-	
-	20	Smith David	-	-	-	-	
-	22	Shoji Erik	-	-	-	-	
Others			-	-	-	-	
Total Team			33	5	36	74	44.59




Block

Avg. by set

Rk	No	Name	Kill Blocks	Faults	Rebounds	Total Attempts	Note
1	3	Sander Taylor	4	1	2	7	1.33
2	11	Christenson Micah	3	1	4	8	1.00
3	4	Lee David	2	3	7	12	0.67
3	17	Holt Maxwell	2	5	5	12	0.67
-	7	Shoji Kawika	-	-	-	-	
-	10	Ciarelli Antonio	-	-	-	-	
-	15	Clark Carson	-	-	-	-	
-	18	Muagututia Garrett	-	-	-	-	
-	20	Smith David	-	-	-	-	
-	22	Shoji Erik	-	-	-	-	
-	6	Lotman Paul	-	2	2	4	
-	1	Anderson Matthew	-	5	3	8	
Others			-	-	-	-	
Total Team			11	17	23	51	3.67

Match: 26 **Date:** 04.09.2014 **Spectators:** 2'900
City: Kraków
Hall: Krakow Arena
Match duration: **Start:** 13:10 **End:** 14:44 **Total:** 1:34

Teams	Sets	1	2	3	4	5	Total
PUR	0	15	8	20			43
USA	3	25	25	25			75
Set duration		0:28	0:22	0:31			1:21



USA • USA

Rk	No	Name	Aces	Faults	Serve Hits	Total Attempts	Note
1	17	Holt Maxwell	2	4	17	23	0.67
2	3	Sander Taylor	1	1	8	10	0.33
2	6	Lotman Paul	1	2	10	13	0.33
-	4	Lee David	-	-	8	8	
-	7	Shoji Kawika	-	-	-	-	
-	10	Ciarelli Antonio	-	-	-	-	
-	11	Christenson Micah	-	-	12	12	
-	15	Clark Carson	-	-	-	-	
-	18	Muagututia Garrett	-	-	-	-	
-	20	Smith David	-	-	-	-	
-	22	Shoji Erik	-	-	-	-	
-	1	Anderson Matthew	-	2	5	7	
Others			-	-	-	-	
Total Team			4	9	60	73	1.33



Serve

Avg. by set

Team	Opponent errors & Team faults	Aces	Faults	Total Attempts
		27	-	27

Rk	No	Name	Digs	Faults	Receptions	Total Attempts	Note
1	3	Sander Taylor	12	1	1	14	4.00
1	22	Shoji Erik	12	3	-	15	4.00
3	6	Lotman Paul	8	1	1	10	2.67
4	1	Anderson Matthew	7	2	-	9	2.33
5	4	Lee David	6	-	1	7	2.00
6	17	Holt Maxwell	4	1	1	6	1.33
7	11	Christenson Micah	2	1	2	5	0.67
-	7	Shoji Kawika	-	-	-	-	
-	10	Ciarelli Antonio	-	-	-	-	
-	15	Clark Carson	-	-	-	-	
-	18	Muagututia Garrett	-	-	-	-	
-	20	Smith David	-	-	-	-	
Others			-	-	-	-	
Total Team			51	9	6	66	17.00




Dig

Avg. by set




Match: 26 Date: 04.09.2014 Spectators: 2'900
 City: Kraków
 Hall: Krakow Arena
 Match duration: Start: 13:10 End: 14:44 Total: 1:34

Teams	Sets	1	2	3	4	5	Total
PUR	0	15	8	20			43
USA	3	25	25	25			75
Set duration		0:28	0:22	0:31			1:21




USA • USA



Set

Avg. by set

Rk	No	Name	Running Sets	Faults	Still Sets	Total Attempts	Note
1	11	Christenson Micah	20	-	38	58	6.67
-	1	Anderson Matthew	-	-	2	2	
-	3	Sander Taylor	-	-	-	-	
-	4	Lee David	-	-	-	-	
-	6	Lotman Paul	-	-	1	1	
-	7	Shoji Kawika	-	-	-	-	
-	10	Ciarelli Antonio	-	-	-	-	
-	15	Clark Carson	-	-	-	-	
-	17	Holt Maxwell	-	-	-	-	
-	18	Muagututia Garrett	-	-	-	-	
-	20	Smith David	-	-	-	-	
-	22	Shoji Erik	-	-	-	-	
Others			-	-	-	-	
Total Team			20	-	41	61	6.67



Reception

Eff. %
Limit: 25.00%

Rk	No	Name	Excellents	Faults	Serve Receptions	Total Attempts	Note
1	6	Lotman Paul	7	1	8	16	37.50
2	22	Shoji Erik	1	1	11	13	0.00
-	1	Anderson Matthew	1	-	3	4	
-	11	Christenson Micah	-	-	1	1	
-	4	Lee David	-	-	-	-	
-	7	Shoji Kawika	-	-	-	-	
-	10	Ciarelli Antonio	-	-	-	-	
-	15	Clark Carson	-	-	-	-	
-	17	Holt Maxwell	-	-	-	-	
-	18	Muagututia Garrett	-	-	-	-	
-	20	Smith David	-	-	-	-	
-	3	Sander Taylor	-	1	4	5	
Others			-	-	-	-	
Total Team			9	3	27	39	15.38




Match: 27 **Date:** 04.09.2014 **Spectators:** 2'843
City: Wroclaw
Hall: Hala Stulecia
Match duration: Start: 16:40 End: 18:40 Total: 2:00

Teams	Sets	1	2	3	4	5	Total
SRB	3	25	25	22	25		97
AUS	1	23	22	25	17		87
Set duration		0:26	0:27	0:27	0:24		1:44




SRB • Serbia



Spike

Succ. %
Limit: 15.00%

Rk	No	Name	Spikes	Faults	Shots	Total Attempts	Note
1	1	Kovacevic Nikola	19	-	10	29	65.52
2	10	Nikic Milos	8	4	7	19	42.11
2	14	Atanasijevic Aleksandar	16	8	14	38	42.11
-	18	Podrascanin Marko	7	1	5	13	
-	2	Kovacevic Uros	4	-	1	5	
-	7	Stankovic Dragan	2	-	1	3	
-	20	Lisinac Srecko	2	-	-	2	
-	3	Ivovic Marko	1	-	-	1	
-	9	Jovovic Nikola	-	-	1	1	
-	5	Petkovic Vlado	-	-	-	-	
-	15	Starovic Sasa	-	-	-	-	
-	19	Rosic Nikola	-	-	-	-	
Others			-	-	-	-	
Total Team			59	13	39	111	53.15



Block

Avg. by set

Rk	No	Name	Kill Blocks	Faults	Rebounds	Total Attempts	Note
1	18	Podrascanin Marko	5	10	4	19	1.25
2	10	Nikic Milos	2	6	3	11	0.50
3	20	Lisinac Srecko	1	2	1	4	0.25
3	7	Stankovic Dragan	1	9	5	15	0.25
-	2	Kovacevic Uros	-	-	-	-	
-	5	Petkovic Vlado	-	-	-	-	
-	15	Starovic Sasa	-	-	-	-	
-	19	Rosic Nikola	-	-	-	-	
-	9	Jovovic Nikola	-	2	2	4	
-	1	Kovacevic Nikola	-	6	5	11	
-	14	Atanasijevic Aleksandar	-	7	2	9	
-	3	Ivovic Marko	-	1	-	1	
Others			-	-	-	-	
Total Team			9	43	22	74	2.25

Match: 27 **Date:** 04.09.2014 **Spectators:** 2'843
City: Wroclaw
Hall: Hala Stulecia
Match duration: Start: 16:40 End: 18:40 Total: 2:00

Teams	Sets	1	2	3	4	5	Total
SRB	3	25	25	22	25		97
AUS	1	23	22	25	17		87
Set duration		0:26	0:27	0:27	0:24		1:44



SRB • Serbia

Rk	No	Name	Aces	Faults	Serve Hits	Total Attempts	Note
1	10	Nikic Milos	2	3	10	15	0.50
2	20	Lisinac Srecko	1	-	8	9	0.25
2	18	Podrascanin Marko	1	1	12	14	0.25
2	1	Kovacevic Nikola	1	7	8	16	0.25
2	14	Atanasijevic Aleksandar	1	6	6	13	0.25
-	3	Ivovic Marko	-	-	1	1	
-	5	Petkovic Vlado	-	-	2	2	
-	9	Jovovic Nikola	-	-	11	11	
-	15	Starovic Sasa	-	-	-	-	
-	19	Rosic Nikola	-	-	-	-	
-	2	Kovacevic Uros	-	1	4	5	
-	7	Stankovic Dragan	-	4	6	10	
Others			-	-	-	-	
Total Team			6	22	68	96	1.50

Team	Opponent errors & Team faults	Aces	Faults	Total Attempts
		23	1	24

Rk	No	Name	Digs	Faults	Receptions	Total Attempts	Note
1	19	Rosic Nikola	12	-	1	13	3.00
2	10	Nikic Milos	11	1	2	14	2.75
3	1	Kovacevic Nikola	10	1	1	12	2.50
4	9	Jovovic Nikola	6	1	2	9	1.50
4	14	Atanasijevic Aleksandar	6	1	2	9	1.50
6	2	Kovacevic Uros	2	-	-	2	0.50
7	5	Petkovic Vlado	1	-	-	1	0.25
7	20	Lisinac Srecko	1	-	1	2	0.25
-	3	Ivovic Marko	-	-	-	-	
-	7	Stankovic Dragan	-	-	-	-	
-	15	Starovic Sasa	-	-	-	-	
-	18	Podrascanin Marko	-	-	1	1	
Others			-	-	-	-	
Total Team			49	4	10	63	12.25

Match: 27 **Date:** 04.09.2014 **Spectators:** 2'843
City: Wroclaw
Hall: Hala Stulecia
Match duration: **Start:** 16:40 **End:** 18:40 **Total:** 2:00

Teams	Sets	1	2	3	4	5	Total
SRB	3	25	25	22	25		97
AUS	1	23	22	25	17		87
Set duration		0:26	0:27	0:27	0:24		1:44



SRB • Serbia



Set

Avg. by set

Rk	No	Name	Running Sets	Faults	Still Sets	Total Attempts	Note
1	9	Jovovic Nikola	38	-	45	83	9.50
-	1	Kovacevic Nikola	-	-	-	-	
-	2	Kovacevic Uros	-	-	-	-	
-	3	Ivovic Marko	-	-	-	-	
-	5	Petkovic Vlado	-	-	10	10	
-	7	Stankovic Dragan	-	-	-	-	
-	10	Nikic Milos	-	-	-	-	
-	14	Atanasijevic Aleksandar	-	-	-	-	
-	15	Starovic Sasa	-	-	-	-	
-	18	Podrascanin Marko	-	-	-	-	
-	19	Rosic Nikola	-	-	-	-	
-	20	Lisinac Srecko	-	-	-	-	
Others			-	-	-	-	
Total Team			38	-	55	93	9.50



Reception

Eff. %
Limit: 25.00%


Rk	No	Name	Excellents	Faults	Serve Receptions	Total Attempts	Note
1	10	Nikic Milos	10	-	15	25	40.00
2	1	Kovacevic Nikola	10	3	18	31	22.58
-	19	Rosic Nikola	7	-	7	14	
-	3	Ivovic Marko	1	-	3	4	
-	9	Jovovic Nikola	1	1	-	2	
-	2	Kovacevic Uros	-	-	1	1	
-	7	Stankovic Dragan	-	-	1	1	
-	18	Podrascanin Marko	1	-	-	1	
-	5	Petkovic Vlado	-	-	-	-	
-	14	Atanasijevic Aleksandar	-	-	-	-	
-	15	Starovic Sasa	-	-	-	-	
-	20	Lisinac Srecko	-	-	-	-	
Others			-	-	-	-	
Total Team			30	4	45	79	32.91

Match: 27 **Date:** 04.09.2014 **Spectators:** 2'843
City: Wrocław
Hall: Hala Stulecia
Match duration: Start: 16:40 End: 18:40 Total: 2:00

Teams	Sets	1	2	3	4	5	Total
SRB	3	25	25	22	25		97
AUS	1	23	22	25	17		87
Set duration		0:26	0:27	0:27	0:24		1:44




AUS • Australia



Spike

Succ. %
Limit: 15.00%

Rk	No	Name	Spikes	Faults	Shots	Total Attempts	Note
1	9	White Adam	10	3	6	19	52.63
2	17	Carroll Paul	11	2	10	23	47.83
3	6	Edgar Thomas	6	4	8	18	33.33
-	16	Smith Luke	3	4	5	12	
-	1	Zingel Aidan	8	1	2	11	
-	15	Douglas-Powell Thomas Ewen	3	2	6	11	
-	12	Mote Nehemiah	4	3	3	10	
-	7	Peacock Harrison	-	-	1	1	
-	11	Perry Luke	1	-	-	1	
-	14	Sukochev Grigory	-	-	1	1	
-	3	Roberts Nathan	-	-	-	-	
-	5	Passier Travis	-	-	-	-	
Others			-	-	-	-	
Total Team			46	19	42	107	42.99



Block

Avg. by set


Rk	No	Name	Kill Blocks	Faults	Rebounds	Total Attempts	Note
1	1	Zingel Aidan	5	19	6	30	1.25
2	6	Edgar Thomas	2	1	1	4	0.50
2	15	Douglas-Powell Thomas Ewen	2	2	1	5	0.50
4	14	Sukochev Grigory	1	4	-	5	0.25
4	12	Mote Nehemiah	1	17	3	21	0.25
-	3	Roberts Nathan	-	-	-	-	
-	5	Passier Travis	-	-	-	-	
-	11	Perry Luke	-	-	1	1	
-	17	Carroll Paul	-	4	7	11	
-	9	White Adam	-	4	5	9	
-	16	Smith Luke	-	3	1	4	
-	7	Peacock Harrison	-	4	1	5	
Others			-	-	-	-	
Total Team			11	58	26	95	2.75

Match: 27 **Date:** 04.09.2014 **Spectators:** 2'843
City: Wrocław
Hall: Hala Stulecia
Match duration: Start: 16:40 End: 18:40 Total: 2:00

Teams	Sets	1	2	3	4	5	Total
SRB	3	25	25	22	25		97
AUS	1	23	22	25	17		87
Set duration		0:26	0:27	0:27	0:24		1:44



AUS • Australia




Serve

Avg. by set

Rk	No	Name	Aces	Faults	Serve Hits	Total Attempts	Note
1	9	White Adam	1	1	13	15	0.25
1	16	Smith Luke	1	2	5	8	0.25
1	17	Carroll Paul	1	3	5	9	0.25
-	3	Roberts Nathan	-	-	1	1	
-	5	Passier Travis	-	-	-	-	
-	6	Edgar Thomas	-	-	6	6	
-	7	Peacock Harrison	-	-	6	6	
-	11	Perry Luke	-	-	-	-	
-	12	Mote Nehemiah	-	-	18	18	
-	14	Sukochev Grigory	-	-	5	5	
-	1	Zingel Aidan	-	1	13	14	
-	15	Douglas-Powell Thomas Ewen	-	2	4	6	
Others			-	-	-	-	
Total Team			3	9	76	88	0.75

Team

Opponent errors & Team faults	27	-	27
-------------------------------	----	---	----



Dig

Avg. by set


Rk	No	Name	Digs	Faults	Receptions	Total Attempts	Note
1	11	Perry Luke	10	-	3	13	2.50
2	9	White Adam	7	1	3	11	1.75
3	16	Smith Luke	6	-	1	7	1.50
4	1	Zingel Aidan	5	-	-	5	1.25
4	6	Edgar Thomas	5	-	-	5	1.25
6	15	Douglas-Powell Thomas Ewen	4	-	-	4	1.00
7	7	Peacock Harrison	3	2	2	7	0.75
8	17	Carroll Paul	2	1	2	5	0.50
9	3	Roberts Nathan	1	-	-	1	0.25
-	5	Passier Travis	-	-	-	-	
-	12	Mote Nehemiah	-	-	2	2	
-	14	Sukochev Grigory	-	-	1	1	
Others			-	-	-	-	
Total Team			43	4	14	61	10.75

Match: 27 **Date:** 04.09.2014 **Spectators:** 2'843
City: Wroclaw
Hall: Hala Stulecia
Match duration: Start: 16:40 End: 18:40 Total: 2:00

Teams	Sets	1	2	3	4	5	Total
SRB	3	25	25	22	25		97
AUS	1	23	22	25	17		87
Set duration		0:26	0:27	0:27	0:24		1:44




AUS • Australia



Set

Avg. by set

Rk	No	Name	Running Sets	Faults	Still Sets	Total Attempts	Note
1	7	Peacock Harrison	9	-	39	48	2.25
2	14	Sukochev Grigory	8	1	33	42	2.00
-	1	Zingel Aidan	-	-	-	-	
-	3	Roberts Nathan	-	-	-	-	
-	5	Passier Travis	-	-	-	-	
-	6	Edgar Thomas	-	-	-	-	
-	9	White Adam	-	-	1	1	
-	11	Perry Luke	-	-	-	-	
-	12	Mote Nehemiah	-	-	-	-	
-	15	Douglas-Powell Thomas Ewen	-	-	-	-	
-	16	Smith Luke	-	-	-	-	
-	17	Carroll Paul	-	-	-	-	
Others			-	-	-	-	
Total Team			17	1	73	91	4.25



Reception

Eff. %
Limit: 25.00%


Rk	No	Name	Excellents	Faults	Serve Receptions	Total Attempts	Note
1	11	Perry Luke	7	-	12	19	36.84
2	9	White Adam	8	4	26	38	10.53
-	15	Douglas-Powell Thomas Ewen	2	1	5	8	
-	1	Zingel Aidan	-	-	1	1	
-	12	Mote Nehemiah	-	-	1	1	
-	3	Roberts Nathan	-	-	-	-	
-	5	Passier Travis	-	-	-	-	
-	6	Edgar Thomas	-	-	-	-	
-	7	Peacock Harrison	-	-	-	-	
-	14	Sukochev Grigory	-	-	-	-	
-	17	Carroll Paul	-	-	-	-	
-	16	Smith Luke	-	1	6	7	
Others			-	-	-	-	
Total Team			17	6	51	74	14.86

Match: 28 **Date:** 04.09.2014 **Spectators:** 6'500
City: Kraków
Hall: Krakow Arena
Match duration: **Start:** 16:40 **End:** 18:53 **Total:** 2:13

Teams	Sets	1	2	3	4	5	Total
IRI	1	18	25	19	27		89
FRA	3	25	14	25	29		93
Set duration		0:24	0:23	0:32	0:38		1:57




IRI • Iran



Spike

Succ. %
Limit: 15.00%

Rk	No	Name	Spikes	Faults	Shots	Total Attempts	Note
1	1	Mahmoudi Shahram	17	3	18	38	44.74
2	2	Ebadipour Ghara H. Milad	9	5	8	22	40.91
-	6	Mousavi Eraghi Seyed Mohammad	5	2	4	11	
-	5	Ghaemi Farhad	4	2	4	10	
-	9	Gholami Adel	4	1	3	8	
-	12	Mirzajanpour M. Mojtaba	3	1	3	7	
-	10	Ghafour Amir	1	-	3	4	
-	4	Marouflakrani Mir Saeid	-	-	3	3	
-	15	Tashakori Armin	1	-	1	2	
-	7	Fayazi Damnabi Pourya	-	-	1	1	
-	8	Zarif Ahangaran V. Farhad	-	-	-	-	
-	13	Mahdavi Mehdi	-	-	-	-	
Others			-	-	-	-	
Total Team			44	14	48	106	41.51



Block

Avg. by set


Rk	No	Name	Kill Blocks	Faults	Rebounds	Total Attempts	Note
1	6	Mousavi Eraghi Seyed Mohammad	7	12	5	24	1.75
2	2	Ebadipour Ghara H. Milad	2	5	4	11	0.50
3	1	Mahmoudi Shahram	1	2	4	7	0.25
3	5	Ghaemi Farhad	1	6	3	10	0.25
3	9	Gholami Adel	1	10	3	14	0.25
-	8	Zarif Ahangaran V. Farhad	-	-	-	-	
-	12	Mirzajanpour M. Mojtaba	-	-	1	1	
-	13	Mahdavi Mehdi	-	-	-	-	
-	15	Tashakori Armin	-	1	1	2	
-	4	Marouflakrani Mir Saeid	-	4	-	4	
-	7	Fayazi Damnabi Pourya	-	1	-	1	
-	10	Ghafour Amir	-	1	-	1	
Others			-	-	-	-	
Total Team			12	42	21	75	3.00

Match: 28 **Date:** 04.09.2014 **Spectators:** 6'500
City: Kraków
Hall: Krakow Arena
Match duration: Start: 16:40 End: 18:53 Total: 2:13

Teams	Sets	1	2	3	4	5	Total
IRI	1	18	25	19	27		89
FRA	3	25	14	25	29		93
Set duration		0:24	0:23	0:32	0:38		1:57



IRI • Iran




Serve

Avg. by set

Rk	No	Name	Aces	Faults	Serve Hits	Total Attempts	Note
1	9	Gholami Adel	3	1	11	15	0.75
2	5	Ghaemi Farhad	1	3	12	16	0.25
-	1	Mahmoudi Shahram	-	-	9	9	
-	7	Fayazi Damnabi Pourya	-	-	1	1	
-	8	Zarif Ahangaran V. Farhad	-	-	-	-	
-	10	Ghafour Amir	-	-	4	4	
-	13	Mahdavi Mehdi	-	-	-	-	
-	4	Marouflakrani Mir Saeid	-	1	12	13	
-	2	Ebadipour Ghara H. Milad	-	1	11	12	
-	15	Tashakori Armin	-	1	4	5	
-	6	Mousavi Eraghi Seyed Mohammad	-	3	9	12	
-	12	Mirzajanpour M. Mojtaba	-	1	1	2	
Others			-	-	-	-	
Total Team			4	11	74	89	1.00

Team

Opponent errors & Team faults	29	2		31	
-------------------------------	----	---	--	----	--



Dig

Avg. by set


Rk	No	Name	Digs	Faults	Receptions	Total Attempts	Note
1	8	Zarif Ahangaran V. Farhad	10	7	4	21	2.50
2	1	Mahmoudi Shahram	9	-	1	10	2.25
3	2	Ebadipour Ghara H. Milad	8	2	2	12	2.00
4	5	Ghaemi Farhad	7	2	1	10	1.75
5	4	Marouflakrani Mir Saeid	5	4	1	10	1.25
6	6	Mousavi Eraghi Seyed Mohammad	3	1	1	5	0.75
7	13	Mahdavi Mehdi	1	1	-	2	0.25
7	15	Tashakori Armin	1	1	-	2	0.25
7	12	Mirzajanpour M. Mojtaba	1	2	-	3	0.25
-	7	Fayazi Damnabi Pourya	-	-	-	-	
-	9	Gholami Adel	-	-	-	-	
-	10	Ghafour Amir	-	1	-	1	
Others			-	-	-	-	
Total Team			45	21	10	76	11.25

Match: 28 **Date:** 04.09.2014 **Spectators:** 6'500
City: Kraków
Hall: Krakow Arena
Match duration: **Start:** 16:40 **End:** 18:53 **Total:** 2:13

Teams	Sets	1	2	3	4	5	Total
IRI	1	18	25	19	27		89
FRA	3	25	14	25	29		93
Set duration		0:24	0:23	0:32	0:38		1:57




IRI • Iran



Set

Avg. by set

Rk	No	Name	Running Sets	Faults	Still Sets	Total Attempts	Note
1	4	Marouflakrani Mir Saeid	27	-	56	83	6.75
2	13	Mahdavi Mehdi	1	-	5	6	0.25
-	1	Mahmoudi Shahram	-	-	-	-	
-	2	Ebadipour Ghara H. Milad	-	-	-	-	
-	5	Ghaemi Farhad	-	-	-	-	
-	6	Mousavi Eraghi Seyed Mohammad	-	-	-	-	
-	7	Fayazi Damnabi Pourya	-	-	-	-	
-	8	Zarif Ahangaran V. Farhad	-	-	1	1	
-	9	Gholami Adel	-	-	-	-	
-	10	Ghafour Amir	-	-	-	-	
-	12	Mirzajanpour M. Mojtaba	-	-	-	-	
-	15	Tashakori Armin	-	-	-	-	
Others			-	-	-	-	
Total Team			28	-	62	90	7.00



Reception

Eff. %
Limit: 25.00%


Rk	No	Name	Excellents	Faults	Serve Receptions	Total Attempts	Note
1	2	Ebadipour Ghara H. Milad	11	1	16	28	35.71
2	5	Ghaemi Farhad	10	1	19	30	30.00
-	8	Zarif Ahangaran V. Farhad	4	1	6	11	
-	12	Mirzajanpour M. Mojtaba	2	-	7	9	
-	4	Marouflakrani Mir Saeid	-	-	1	1	
-	1	Mahmoudi Shahram	-	-	-	-	
-	6	Mousavi Eraghi Seyed Mohammad	-	-	-	-	
-	7	Fayazi Damnabi Pourya	-	-	-	-	
-	9	Gholami Adel	-	-	-	-	
-	10	Ghafour Amir	-	-	-	-	
-	13	Mahdavi Mehdi	-	-	-	-	
-	15	Tashakori Armin	-	-	-	-	
Others			-	-	-	-	
Total Team			27	3	49	79	30.38

Match: 28 **Date:** 04.09.2014 **Spectators:** 6'500
City: Kraków
Hall: Krakow Arena
Match duration: **Start:** 16:40 **End:** 18:53 **Total:** 2:13

Teams	Sets	1	2	3	4	5	Total
IRI	1	18	25	19	27		89
FRA	3	25	14	25	29		93
Set duration		0:24	0:23	0:32	0:38		1:57




FRA • France



Spike

Succ. %
Limit: 15.00%

Rk	No	Name	Spikes	Faults	Shots	Total Attempts	Note
1	7	Tillie Kevin	17	3	4	24	70.83
2	4	Rouzier Antonin	18	7	9	34	52.94
3	9	Ngapeth Earvin	15	8	7	30	50.00
-	10	Le Roux Kevin	8	-	4	12	
-	14	Le Goff Nicolas	5	1	2	8	
-	6	Toniutti Benjamin	-	-	1	1	
-	21	Sidibe Mory	-	-	1	1	
-	2	Grebennikov Jenia	-	-	-	-	
-	15	Tuia Samuele	-	-	-	-	
-	16	Marechal Nicolas	-	-	-	-	
-	17	Lafitte Franck	-	-	-	-	
-	18	Jaumel Yoann	-	-	-	-	
Others			-	-	-	-	
Total Team			63	19	28	110	57.27



Block

Avg. by set

Rk	No	Name	Kill Blocks	Faults	Rebounds	Total Attempts	Note
1	9	Ngapeth Earvin	2	3	3	8	0.50
1	10	Le Roux Kevin	2	12	2	16	0.50
3	21	Sidibe Mory	1	-	-	1	0.25
3	6	Toniutti Benjamin	1	3	4	8	0.25
3	7	Tillie Kevin	1	4	3	8	0.25
3	14	Le Goff Nicolas	1	8	7	16	0.25
3	4	Rouzier Antonin	1	5	2	8	0.25
-	2	Grebennikov Jenia	-	-	-	-	
-	15	Tuia Samuele	-	-	-	-	
-	16	Marechal Nicolas	-	-	-	-	
-	17	Lafitte Franck	-	-	-	-	
-	18	Jaumel Yoann	-	-	1	1	
Others			-	-	-	-	
Total Team			9	35	22	66	2.25

Match: 28 Date: 04.09.2014 Spectators: 6'500

City: Kraków

Hall: Krakow Arena


Match duration: Start: 16:40 End: 18:53 Total: 2:13

Teams	Sets	1	2	3	4	5	Total
IRI	1	18	25	19	27		89
FRA	3	25	14	25	29		93
Set duration		0:24	0:23	0:32	0:38		1:57




FRA • France

Rk	No	Name	Aces	Faults	Serve Hits	Total Attempts	Note
1	9	Ngapeth Earvin	2	5	14	21	0.50
2	14	Le Goff Nicolas	1	1	12	14	0.25
-	2	Grebennikov Jenia	-	-	-	-	
-	15	Tuia Samuele	-	-	-	-	
-	16	Marechal Nicolas	-	-	3	3	
-	17	Lafitte Franck	-	-	-	-	
-	18	Jaumel Yoann	-	-	2	2	
-	21	Sidibe Mory	-	-	-	-	
-	6	Toniutti Benjamin	-	1	11	12	
-	7	Tillie Kevin	-	2	17	19	
-	10	Le Roux Kevin	-	2	10	12	
-	4	Rouzier Antonin	-	2	7	9	
Others			-	-	-	-	
Total Team			3	13	76	92	0.75

 <p>Serve</p>	Avg. by set

Team	Opponent errors & Team faults	18	1		19	
-------------	-------------------------------	----	---	--	----	--

Rk	No	Name	Digs	Faults	Receptions	Total Attempts	Note
1	2	Grebennikov Jenia	16	5	-	21	4.00
2	9	Ngapeth Earvin	14	3	1	18	3.50
3	7	Tillie Kevin	9	4	1	14	2.25
4	6	Toniutti Benjamin	6	1	2	9	1.50
5	4	Rouzier Antonin	4	3	-	7	1.00
6	10	Le Roux Kevin	2	-	-	2	0.50
6	14	Le Goff Nicolas	2	-	1	3	0.50
8	16	Marechal Nicolas	1	-	-	1	0.25
8	21	Sidibe Mory	1	-	-	1	0.25
-	15	Tuia Samuele	-	-	-	-	
-	17	Lafitte Franck	-	-	-	-	
-	18	Jaumel Yoann	-	-	1	1	
Others			-	-	-	-	
Total Team			55	16	6	77	13.75


 <p>Dig</p>	Avg. by set

Match: 28 **Date:** 04.09.2014 **Spectators:** 6'500
City: Kraków
Hall: Krakow Arena
Match duration: **Start:** 16:40 **End:** 18:53 **Total:** 2:13

Teams	Sets	1	2	3	4	5	Total
IRI	1	18	25	19	27		89
FRA	3	25	14	25	29		93
Set duration		0:24	0:23	0:32	0:38		1:57




FRA • France



Set

Avg. by set

Rk	No	Name	Running Sets	Faults	Still Sets	Total Attempts	Note
1	6	Toniutti Benjamin	28	-	58	86	7.00
2	18	Jaumel Yoann	1	-	5	6	0.25
-	2	Grebennikov Jenia	-	-	1	1	
-	4	Rouzier Antonin	-	-	-	-	
-	7	Tillie Kevin	-	-	-	-	
-	9	Ngapeth Earvin	-	-	-	-	
-	10	Le Roux Kevin	-	-	-	-	
-	14	Le Goff Nicolas	-	-	-	-	
-	15	Tuia Samuele	-	-	-	-	
-	16	Marechal Nicolas	-	-	-	-	
-	17	Lafitte Franck	-	-	-	-	
-	21	Sidibe Mory	-	-	-	-	
Others			-	-	-	-	
Total Team			29	-	64	93	7.25



Reception

Eff. %
Limit: 25.00%


Rk	No	Name	Excellents	Faults	Serve Receptions	Total Attempts	Note
1	7	Tillie Kevin	13	1	18	32	37.50
2	9	Ngapeth Earvin	7	2	24	33	15.15
-	2	Grebennikov Jenia	4	-	7	11	
-	4	Rouzier Antonin	-	-	-	-	
-	10	Le Roux Kevin	-	-	-	-	
-	15	Tuia Samuele	-	-	-	-	
-	16	Marechal Nicolas	-	-	-	-	
-	17	Lafitte Franck	-	-	-	-	
-	18	Jaumel Yoann	-	-	-	-	
-	21	Sidibe Mory	-	-	-	-	
-	6	Toniutti Benjamin	-	1	-	1	
-	14	Le Goff Nicolas	-	1	-	1	
Others			-	-	-	-	
Total Team			24	5	49	78	24.36

Match: 29 **Date:** 04.09.2014 **Spectators:** 6'819
City: Wrocław
Hall: Hala Stulecia
Match duration: Start: 20:25 End: 21:51 Total: 1:26

Teams	Sets	1	2	3	4	5	Total
POL	3	25	25	25			75
VEN	0	20	13	14			47
Set duration		0:25	0:25	0:23			1:13




POL • Poland



Spike

Succ. %
Limit: 15.00%

Rk	No	Name	Spikes	Faults	Shots	Total Attempts	Note
1	20	Mika Mateusz	6	1	2	9	66.67
2	13	Kubiak Michal	7	-	4	11	63.64
3	10	Wlazly Mariusz	8	2	3	13	61.54
-	21	Buszek Rafal	5	1	2	8	
-	1	Nowakowski Piotr	3	1	1	5	
-	7	Klos Karol	3	1	-	4	
-	3	Konarski Dawid	1	1	1	3	
-	2	Winiarski Michal	1	-	1	2	
-	18	Mozdzonek Marcin	2	-	-	2	
-	11	Drzyzga Fabian	-	-	1	1	
-	5	Zagumny Pawel	-	-	-	-	
-	17	Zatorski Pawel	-	-	-	-	
Others			-	-	-	-	
Total Team			36	7	15	58	62.07



Block

Avg. by set

Rk	No	Name	Kill Blocks	Faults	Rebounds	Total Attempts	Note
1	1	Nowakowski Piotr	4	8	3	15	1.33
2	18	Mozdzonek Marcin	2	2	-	4	0.67
3	21	Buszek Rafal	1	-	2	3	0.33
3	11	Drzyzga Fabian	1	2	2	5	0.33
3	20	Mika Mateusz	1	2	2	5	0.33
3	13	Kubiak Michal	1	4	1	6	0.33
-	3	Konarski Dawid	-	-	-	-	
-	5	Zagumny Pawel	-	-	-	-	
-	17	Zatorski Pawel	-	-	-	-	
-	7	Klos Karol	-	4	3	7	
-	10	Wlazly Mariusz	-	2	1	3	
-	2	Winiarski Michal	-	2	-	2	
Others			-	-	-	-	
Total Team			10	26	14	50	3.33

Match: 29 **Date:** 04.09.2014 **Spectators:** 6'819
City: Wrocław
Hall: Hala Stulecia
Match duration: Start: 20:25 End: 21:51 Total: 1:26

Teams	Sets	1	2	3	4	5	Total
POL	3	25	25	25			75
VEN	0	20	13	14			47
Set duration		0:25	0:25	0:23			1:13



POL • Poland

Rk	No	Name	Aces	Faults	Serve Hits	Total Attempts	Note
1	10	Wlazly Mariusz	3	5	9	17	1.00
2	7	Klos Karol	1	1	8	10	0.33
2	21	Buszek Rafal	1	1	4	6	0.33
2	1	Nowakowski Piotr	1	2	8	11	0.33
2	13	Kubiak Michal	1	2	6	9	0.33
-	2	Winiarski Michal	-	-	2	2	
-	3	Konarski Dawid	-	-	-	-	
-	5	Zagumny Pawel	-	-	-	-	
-	17	Zatorski Pawel	-	-	-	-	
-	18	Mozdzonek Marcin	-	-	6	6	
-	20	Mika Mateusz	-	-	3	3	
-	11	Drzyzga Fabian	-	1	8	9	
Others			-	-	-	-	
Total Team			7	12	54	73	2.33

Team	Opponent errors & Team faults	Aces	Faults	Total Attempts
	Opponent errors & Team faults	22	-	22


Rk	No	Name	Digs	Faults	Receptions	Total Attempts	Note
1	17	Zatorski Pawel	6	1	1	8	2.00
1	13	Kubiak Michal	6	1	-	7	2.00
3	10	Wlazly Mariusz	4	-	-	4	1.33
4	1	Nowakowski Piotr	3	-	-	3	1.00
4	2	Winiarski Michal	3	-	-	3	1.00
6	11	Drzyzga Fabian	2	-	-	2	0.67
6	18	Mozdzonek Marcin	2	-	-	2	0.67
6	20	Mika Mateusz	2	-	2	4	0.67
6	21	Buszek Rafal	2	-	1	3	0.67
10	7	Klos Karol	1	-	-	1	0.33
-	3	Konarski Dawid	-	-	-	-	
-	5	Zagumny Pawel	-	-	-	-	
Others			-	-	-	-	
Total Team			31	2	4	37	10.33

Match: 29 **Date:** 04.09.2014 **Spectators:** 6'819
City: Wroclaw
Hall: Hala Stulecia
Match duration: **Start:** 20:25 **End:** 21:51 **Total:** 1:26

Teams	Sets	1	2	3	4	5	Total
POL	3	25	25	25			75
VEN	0	20	13	14			47
Set duration		0:25	0:25	0:23			1:13




POL • Poland



Set

Avg. by set

Rk	No	Name	Running Sets	Faults	Still Sets	Total Attempts	Note
1	11	Drzyzga Fabian	25	-	27	52	8.33
-	1	Nowakowski Piotr	-	-	-	-	
-	2	Winiarski Michal	-	-	-	-	
-	3	Konarski Dawid	-	-	-	-	
-	5	Zagumny Pawel	-	-	-	-	
-	7	Klos Karol	-	-	-	-	
-	10	Wlazly Mariusz	-	-	-	-	
-	13	Kubiak Michal	-	-	-	-	
-	17	Zatorski Pawel	-	-	-	-	
-	18	Mozdzonek Marcin	-	-	-	-	
-	20	Mika Mateusz	-	-	-	-	
-	21	Buszek Rafal	-	-	-	-	
Others			-	-	-	-	
Total Team			25	-	27	52	8.33



Reception

Eff. %
Limit: 25.00%


Rk	No	Name	Excellents	Faults	Serve Receptions	Total Attempts	Note
1	13	Kubiak Michal	7	-	4	11	63.64
2	20	Mika Mateusz	4	-	7	11	36.36
-	2	Winiarski Michal	4	-	-	4	
-	17	Zatorski Pawel	1	-	3	4	
-	21	Buszek Rafal	1	-	2	3	
-	1	Nowakowski Piotr	-	-	-	-	
-	3	Konarski Dawid	-	-	-	-	
-	5	Zagumny Pawel	-	-	-	-	
-	7	Klos Karol	-	-	-	-	
-	10	Wlazly Mariusz	-	-	-	-	
-	11	Drzyzga Fabian	-	-	-	-	
-	18	Mozdzonek Marcin	-	-	-	-	
Others			-	-	-	-	
Total Team			17	-	16	33	51.52

Match: 29 **Date:** 04.09.2014 **Spectators:** 6'819
City: Wrocław
Hall: Hala Stulecia
Match duration: Start: 20:25 End: 21:51 Total: 1:26

Teams	Sets	1	2	3	4	5	Total
POL	3	25	25	25			75
VEN	0	20	13	14			47
Set duration		0:25	0:25	0:23			1:13




VEN • Venezuela



Spike

Succ. %
Limit: 15.00%

Rk	No	Name	Spikes	Faults	Shots	Total Attempts	Note
1	10	Pinerua Kervin	10	6	2	18	55.56
2	14	Montoya Martine Maximo Antonio	5	3	5	13	38.46
-	11	Gomez Canas Ernando Andres	2	1	3	6	
-	3	Gonzalez Fernando	1	2	3	6	
-	12	Contreras Jhoser	1	3	2	6	
-	13	Chourio Pirela Jesus Danian	4	-	1	5	
-	18	Cedeno Marquez Fredy Ramon	2	-	3	5	
-	9	Carrasco José	2	1	-	3	
-	8	Salerno Hector	1	-	1	2	
-	17	Escobar Daniel	-	-	1	1	
-	4	Mata Héctor	-	-	-	-	
-	6	Paez Carlos	-	-	-	-	
Others			-	-	-	-	
Total Team			28	16	21	65	43.08



Block

Avg. by set

Rk	No	Name	Kill Blocks	Faults	Rebounds	Total Attempts	Note
1	13	Chourio Pirela Jesus Danian	2	4	1	7	0.67
1	14	Montoya Martine Maximo Antonio	2	4	1	7	0.67
3	10	Pinerua Kervin	1	1	1	3	0.33
-	4	Mata Héctor	-	-	-	-	
-	6	Paez Carlos	-	-	-	-	
-	8	Salerno Hector	-	-	-	-	
-	12	Contreras Jhoser	-	-	-	-	
-	11	Gomez Canas Ernando Andres	-	1	2	3	
-	17	Escobar Daniel	-	1	1	2	
-	3	Gonzalez Fernando	-	3	2	5	
-	9	Carrasco José	-	4	2	6	
-	18	Cedeno Marquez Fredy Ramon	-	14	-	14	
Others			-	-	-	-	
Total Team			5	32	10	47	1.67

Match: 29 **Date:** 04.09.2014 **Spectators:** 6'819
City: Wroclaw
Hall: Hala Stulecia
Match duration: Start: 20:25 End: 21:51 Total: 1:26

Teams	Sets	1	2	3	4	5	Total
POL	3	25	25	25			75
VEN	0	20	13	14			47
Set duration		0:25	0:25	0:23			1:13



VEN • Venezuela

Rk	No	Name	Aces	Faults	Serve Hits	Total Attempts	Note
-	4	Mata Héctor	-	-	-	-	
-	8	Salerno Hector	-	-	1	1	
-	9	Carrasco José	-	-	6	6	
-	12	Contreras Jhoser	-	-	3	3	
-	14	Montoya Martine Maximo Antonio	-	1	6	7	
-	3	Gonzalez Fernando	-	2	6	8	
-	13	Chourio Pirela Jesus Danian	-	1	3	4	
-	18	Cedeno Marquez Fredy Ramon	-	4	6	10	
-	10	Pinerua Kervin	-	4	2	6	
-	6	Paez Carlos	-	1	-	1	
-	11	Gomez Canas Ernardo Andres	-	2	-	2	
-	17	Escobar Daniel	-	1	-	1	
Others			-	-	-	-	
Total Team			-	16	33	49	

Team	Opponent errors & Team faults	Aces	Faults	Total Attempts
	Opponent errors & Team faults	14	-	14


Rk	No	Name	Digs	Faults	Receptions	Total Attempts	Note
1	4	Mata Héctor	5	-	3	8	1.67
2	10	Pinerua Kervin	4	-	1	5	1.33
2	18	Cedeno Marquez Fredy Ramon	4	-	-	4	1.33
4	11	Gomez Canas Ernardo Andres	3	-	1	4	1.00
4	14	Montoya Martine Maximo Antonio	3	1	4	8	1.00
6	3	Gonzalez Fernando	1	-	3	4	0.33
6	12	Contreras Jhoser	1	-	-	1	0.33
6	13	Chourio Pirela Jesus Danian	1	-	1	2	0.33
6	9	Carrasco José	1	1	2	4	0.33
-	6	Paez Carlos	-	-	1	1	
-	17	Escobar Daniel	-	-	-	-	
-	8	Salerno Hector	-	1	-	1	
Others			-	-	-	-	
Total Team			23	3	16	42	7.67

Match: 29 **Date:** 04.09.2014 **Spectators:** 6'819
City: Wroclaw
Hall: Hala Stulecia
Match duration: **Start:** 20:25 **End:** 21:51 **Total:** 1:26

Teams	Sets	1	2	3	4	5	Total
POL	3	25	25	25			75
VEN	0	20	13	14			47
Set duration		0:25	0:25	0:23			1:13




VEN • Venezuela



Set

Avg. by set

Rk	No	Name	Running Sets	Faults	Still Sets	Total Attempts	Note
1	9	Carrasco José	14	1	23	38	4.67
2	6	Paez Carlos	2	-	10	12	0.67
-	3	Gonzalez Fernando	-	-	-	-	
-	4	Mata Héctor	-	-	-	-	
-	8	Salerno Hector	-	-	-	-	
-	10	Pinerua Kervin	-	-	-	-	
-	11	Gomez Canas Ernardo Andres	-	-	-	-	
-	12	Contreras Jhoser	-	-	-	-	
-	13	Chourio Pirela Jesus Danian	-	-	-	-	
-	14	Montoya Martine Maximo Antonio	-	-	-	-	
-	17	Escobar Daniel	-	-	-	-	
-	18	Cedeno Marquez Fredy Ramon	-	-	-	-	
Others			-	-	-	-	
Total Team			16	1	33	50	5.33



Reception

Eff. %
Limit: 25.00%


Rk	No	Name	Excellents	Faults	Serve Receptions	Total Attempts	Note
1	14	Montoya Martine Maximo Antonio	7	3	12	22	18.18
-	3	Gonzalez Fernando	3	-	12	15	
-	8	Salerno Hector	-	-	5	5	
-	12	Contreras Jhoser	-	-	5	5	
-	13	Chourio Pirela Jesus Danian	1	-	1	2	
-	9	Carrasco José	1	-	-	1	
-	17	Escobar Daniel	1	-	-	1	
-	6	Paez Carlos	-	-	-	-	
-	10	Pinerua Kervin	-	-	-	-	
-	11	Gomez Canas Ernardo Andres	-	-	-	-	
-	18	Cedeno Marquez Fredy Ramon	-	-	-	-	
-	4	Mata Héctor	3	4	3	10	
Others			-	-	-	-	
Total Team			16	7	38	61	14.75

Match: 30 **Date:** 04.09.2014 **Spectators:** 7'900
City: Kraków
Hall: Krakow Arena
Match duration: Start: 20:25 End: 22:40 Total: 2:15

Teams	Sets	1	2	3	4	5	Total
ITA	3	26	25	25	28		104
BEL	1	28	15	16	26		85
Set duration		0:30	0:26	0:27	0:36		1:59




ITA • Italy



Spike

Succ. %
Limit: 15.00%

Rk	No	Name	Spikes	Faults	Shots	Total Attempts	Note
1	2	Kovar Jiri	18	2	7	27	66.67
2	10	Lanza Filippo	12	2	13	27	44.44
3	9	Zaytsev Ivan	14	7	19	40	35.00
-	15	Birarelli Emanuele	5	-	4	9	
-	11	Buti Simone	6	1	2	9	
-	16	Baranowicz Michele	2	1	1	4	
-	19	Anzani Simone	1	-	-	1	
-	3	Parodi Simone	-	-	-	-	
-	4	Vettori Luca	-	-	-	-	
-	7	Rossini Salvatore	-	-	-	-	
-	13	Travica Dragan	-	-	-	-	
-	20	Colaci Massimo	-	-	-	-	
Others			-	-	-	-	
Total Team			58	13	46	117	49.57



Block

Avg. by set

Rk	No	Name	Kill Blocks	Faults	Rebounds	Total Attempts	Note
1	10	Lanza Filippo	5	2	5	12	1.25
2	11	Buti Simone	4	5	12	21	1.00
2	15	Birarelli Emanuele	4	9	5	18	1.00
4	16	Baranowicz Michele	1	-	2	3	0.25
4	2	Kovar Jiri	1	3	5	9	0.25
4	9	Zaytsev Ivan	1	4	5	10	0.25
-	3	Parodi Simone	-	-	-	-	
-	4	Vettori Luca	-	-	-	-	
-	7	Rossini Salvatore	-	-	-	-	
-	13	Travica Dragan	-	-	-	-	
-	20	Colaci Massimo	-	-	-	-	
-	19	Anzani Simone	-	1	1	2	
Others			-	-	-	-	
Total Team			16	24	35	75	4.00

Match: 30 Date: 04.09.2014 Spectators: 7'900

City: Kraków

Hall: Krakow Arena

Match duration: Start: 20:25 End: 22:40 Total: 2:15

Teams	Sets	1	2	3	4	5	Total
ITA	3	26	25	25	28		104
BEL	1	28	15	16	26		85
Set duration		0:30	0:26	0:27	0:36		1:59



ITA • Italy

Rk	No	Name	Aces	Faults	Serve Hits	Total Attempts	Note
1	9	Zaytsev Ivan	2	4	9	15	0.50
2	16	Baranowicz Michele	1	3	17	21	0.25
2	2	Kovar Jiri	1	4	8	13	0.25
-	3	Parodi Simone	-	-	-	-	
-	4	Vettori Luca	-	-	1	1	
-	7	Rossini Salvatore	-	-	-	-	
-	13	Travica Dragan	-	-	-	-	
-	19	Anzani Simone	-	-	1	1	
-	20	Colaci Massimo	-	-	-	-	
-	15	Birarelli Emanuele	-	2	19	21	
-	11	Buti Simone	-	2	16	18	
-	10	Lanza Filippo	-	5	8	13	
Others			-	-	-	-	
Total Team			4	20	79	103	1.00

Team	Opponent errors & Team faults	Aces	Faults	Total Attempts
		26	1	27

Rk	No	Name	Digs	Faults	Receptions	Total Attempts	Note
1	16	Baranowicz Michele	20	3	1	24	5.00
2	9	Zaytsev Ivan	19	5	3	27	4.75
3	10	Lanza Filippo	14	5	1	20	3.50
4	2	Kovar Jiri	11	-	1	12	2.75
5	7	Rossini Salvatore	7	3	2	12	1.75
6	20	Colaci Massimo	6	2	1	9	1.50
6	15	Birarelli Emanuele	6	3	-	9	1.50
8	11	Buti Simone	2	1	1	4	0.50
9	4	Vettori Luca	1	-	-	1	0.25
-	3	Parodi Simone	-	-	-	-	
-	13	Travica Dragan	-	-	-	-	
-	19	Anzani Simone	-	-	-	-	
Others			-	-	-	-	
Total Team			86	22	10	118	21.50

Match: 30 Date: 04.09.2014 Spectators: 7'900

City: Kraków


Hall: Krakow Arena

Match duration: Start: 20:25 End: 22:40 Total: 2:15

Teams	Sets	1	2	3	4	5	Total
ITA	3	26	25	25	28		104
BEL	1	28	15	16	26		85
Set duration		0:30	0:26	0:27	0:36		1:59




ITA • Italy



Set

Avg. by set

Rk	No	Name	Running Sets	Faults	Still Sets	Total Attempts	Note
1	16	Baranowicz Michele	22	2	63	87	5.50
-	2	Kovar Jiri	-	-	-	-	
-	3	Parodi Simone	-	-	-	-	
-	4	Vettori Luca	-	-	-	-	
-	7	Rossini Salvatore	-	-	-	-	
-	9	Zaytsev Ivan	-	-	-	-	
-	10	Lanza Filippo	-	-	-	-	
-	11	Buti Simone	-	-	-	-	
-	13	Travica Dragan	-	-	-	-	
-	15	Birarelli Emanuele	-	-	-	-	
-	19	Anzani Simone	-	-	-	-	
-	20	Colaci Massimo	-	-	-	-	
Others			-	-	-	-	
Total Team			22	2	63	87	5.50



Reception

Eff. %
Limit: 25.00%

Rk	No	Name	Excellents	Faults	Serve Receptions	Total Attempts	Note
1	10	Lanza Filippo	7	1	16	24	25.00
2	2	Kovar Jiri	5	2	20	27	11.11
-	7	Rossini Salvatore	5	-	12	17	
-	9	Zaytsev Ivan	-	-	3	3	
-	11	Buti Simone	-	-	2	2	
-	15	Birarelli Emanuele	-	-	1	1	
-	16	Baranowicz Michele	-	-	1	1	
-	3	Parodi Simone	-	-	-	-	
-	4	Vettori Luca	-	-	-	-	
-	13	Travica Dragan	-	-	-	-	
-	19	Anzani Simone	-	-	-	-	
-	20	Colaci Massimo	-	-	-	-	
Others			-	-	-	-	
Total Team			17	3	55	75	18.67

Match: 30 Date: 04.09.2014 Spectators: 7'900

City: Kraków


Hall: Krakow Arena

Match duration: Start: 20:25 End: 22:40 Total: 2:15

Teams	Sets	1	2	3	4	5	Total
ITA	3	26	25	25	28		104
BEL	1	28	15	16	26		85
Set duration		0:30	0:26	0:27	0:36		1:59




BEL • Belgium



Spike

Succ. %
Limit: 15.00%

Rk	No	Name	Spikes	Faults	Shots	Total Attempts	Note
1	3	Deroo Sam	11	6	11	28	39.29
2	1	Van Den Dries Bram	8	8	16	32	25.00
-	12	Van Walle Gert	6	4	9	19	
-	8	Klinkenberg Kevin	3	2	8	13	
-	11	Verhanneman Matthijs	2	3	8	13	
-	9	Verhees Pieter	3	2	5	10	
-	10	Van De Voorde Simon	8	-	-	8	
-	4	Coolman Pieter	2	1	2	5	
-	7	Claes Gertjan	2	1	2	5	
-	5	Depestele Frank	-	-	1	1	
-	16	Valkiers Matthias	-	-	1	1	
-	14	Derkoningen Bert	-	-	-	-	
Others			-	-	-	-	
Total Team			45	27	63	135	33.33



Block

Avg. by set

Rk	No	Name	Kill Blocks	Faults	Rebounds	Total Attempts	Note
1	3	Deroo Sam	3	2	4	9	0.75
2	9	Verhees Pieter	2	7	7	16	0.50
2	10	Van De Voorde Simon	2	8	4	14	0.50
4	7	Claes Gertjan	1	-	2	3	0.25
-	14	Derkoningen Bert	-	-	-	-	
-	16	Valkiers Matthias	-	-	1	1	
-	11	Verhanneman Matthijs	-	2	3	5	
-	4	Coolman Pieter	-	6	8	14	
-	1	Van Den Dries Bram	-	3	3	6	
-	5	Depestele Frank	-	5	5	10	
-	8	Klinkenberg Kevin	-	1	-	1	
-	12	Van Walle Gert	-	1	-	1	
Others			-	-	-	-	
Total Team			8	35	37	80	2.00

Match: 30 **Date:** 04.09.2014 **Spectators:** 7'900
City: Kraków
Hall: Krakow Arena
Match duration: Start: 20:25 End: 22:40 Total: 2:15

Teams	Sets	1	2	3	4	5	Total
ITA	3	26	25	25	28		104
BEL	1	28	15	16	26		85
Set duration		0:30	0:26	0:27	0:36		1:59



BEL • Belgium

Rk	No	Name	Aces	Faults	Serve Hits	Total Attempts	Note
1	3	Deroo Sam	2	1	15	18	0.50
2	10	Van De Voorde Simon	1	2	17	20	0.25
-	1	Van Den Dries Bram	-	-	11	11	
-	7	Claes Gertjan	-	-	1	1	
-	14	Derkoningen Bert	-	-	-	-	
-	16	Valkiers Matthias	-	-	-	-	
-	5	Depestele Frank	-	1	9	10	
-	4	Coolman Pieter	-	1	6	7	
-	12	Van Walle Gert	-	1	4	5	
-	11	Verhanneman Matthijs	-	1	3	4	
-	8	Klinkenberg Kevin	-	2	3	5	
-	9	Verhees Pieter	-	2	3	5	
Others			-	-	-	-	
Total Team			3	11	72	86	0.75

Team	Opponent errors & Team faults	Aces	Faults	Total Attempts
		29	2	31

Rk	No	Name	Digs	Faults	Receptions	Total Attempts	Note
1	14	Derkoningen Bert	25	7	1	33	6.25
2	3	Deroo Sam	11	5	2	18	2.75
3	5	Depestele Frank	9	4	1	14	2.25
4	4	Coolman Pieter	7	-	1	8	1.75
5	10	Van De Voorde Simon	6	-	1	7	1.50
6	1	Van Den Dries Bram	5	1	-	6	1.25
6	7	Claes Gertjan	5	2	1	8	1.25
8	11	Verhanneman Matthijs	4	-	1	5	1.00
8	12	Van Walle Gert	4	2	-	6	1.00
10	8	Klinkenberg Kevin	1	-	-	1	0.25
10	16	Valkiers Matthias	1	1	-	2	0.25
10	9	Verhees Pieter	1	2	-	3	0.25
Others			-	-	-	-	
Total Team			79	24	8	111	19.75

Match: 30 Date: 04.09.2014 Spectators: 7'900

City: Kraków

Hall: Krakow Arena


Match duration: Start: 20:25 End: 22:40 Total: 2:15

Teams	Sets	1	2	3	4	5	Total
ITA	3	26	25	25	28		104
BEL	1	28	15	16	26		85
Set duration		0:30	0:26	0:27	0:36		1:59



BEL • Belgium


Rk	No	Name	Running Sets	Faults	Still Sets	Total Attempts	Note
1	5	Depestele Frank	24	1	77	102	6.00
2	16	Valkiers Matthias	2	-	12	14	0.50
-	1	Van Den Dries Bram	-	-	-	-	
-	3	Deroo Sam	-	-	-	-	
-	4	Coolman Pieter	-	-	-	-	
-	7	Claes Gertjan	-	-	-	-	
-	8	Klinkenberg Kevin	-	-	-	-	
-	9	Verhees Pieter	-	-	-	-	
-	10	Van De Voorde Simon	-	-	-	-	
-	11	Verhanneman Matthijs	-	-	-	-	
-	12	Van Walle Gert	-	-	-	-	
-	14	Derkoningen Bert	-	-	-	-	
Others			-	-	-	-	
Total Team			26	1	89	116	6.50



Set

Avg. by set

Rk	No	Name	Excellents	Faults	Serve Receptions	Total Attempts	Note
1	3	Deroo Sam	6	1	19	26	19.23
-	14	Derkoningen Bert	9	2	9	20	
-	11	Verhanneman Matthijs	3	-	15	18	
-	8	Klinkenberg Kevin	1	-	6	7	
-	7	Claes Gertjan	3	1	3	7	
-	9	Verhees Pieter	-	-	3	3	
-	10	Van De Voorde Simon	1	-	-	1	
-	1	Van Den Dries Bram	-	-	-	-	
-	4	Coolman Pieter	-	-	-	-	
-	5	Depestele Frank	-	-	-	-	
-	12	Van Walle Gert	-	-	-	-	
-	16	Valkiers Matthias	-	-	-	-	
Others			-	-	-	-	
Total Team			23	4	55	82	23.17



Reception

Eff. %
Limit: 25.00%



FIVBTM

FÉDÉRATION INTERNATIONALE
DE VOLLEYBALL