

**FIVB**<sup>TM</sup>



**VOLLEYBALL**  
**MEN'S WORLD**  
**CHAMPIONSHIP**  
**POLAND 2014**

---

Daily Bulletin No.11

**Match:** 93 **Date:** 16.09.2014 **Spectators:** 1'630  
**City:** KATOWICE  
**Hall:** SPODEK  
**Match duration:** Start: 20:25 End: 21:57 Total: 1:32

Teams	Sets	1	2	3	4	5	Total
FRA	3	25	26	25			76
GER	0	15	24	22			61
<b>Set duration</b>		0:23	0:30	0:26			1:19

**Referees:** DUDEK Piotr (POL) & ZENOVICH Andrey (RUS)

FRA • France		1	2	3	4	5	Pts
2	L Grebennikov Jenia		L	L	L		
4	Rouzier Antonin	■	■	■			16
6	Toniutti Benjamin	■	■	■			2
7	Tillie Kevin	■	■	■			8
9	Ngapeth Earvin	■	■	■			20
10	Le Roux Kevin	■	■	■			5
14	Le Goff Nicolas	■	■	■			4
15	Tuia Samuele						
16	Marechal Nicolas				□		
17	Lafitte Franck						
18	Jaumel Yoann		□	□			
21	Sidibe Mory						
<b>Coach:</b> Tillie Laurent							
<b>Assistant:</b> Josserand Arnaud							

GER • Germany		1	2	3	4	5	Pts
2	L Steuerwald Markus		L	L	L		
3	Schwarz Sebastian		□				
5	Kühner Sebastian			□	□		
6	Kaliberda Denys	■	■	■			11
7	Westphal Dirk	■	■	■			6
8	Böhme Marcus	■	■	■			6
9	Grozer György	■	■	■			14
10	Schöps Jochen		□				
11	Kampa Lukas	■	■	■			3
12	L Tille Ferdinand		L				
15	Broshog Tim	■	■				2
16	Günthör Max			□	■		2
<b>Coach:</b> Mr. Vital HEYNEN (BEL)							
<b>Assistant:</b> Mr. Stefan HÜBNER (GER)							

### TEAMS AND PLAYERS PERFORMANCES

Won Pts	Total Atts	No Name	Scoring Skills	Won Pts	Total Atts	No Name
<b>46</b>	<b>89</b>	<b>Total Team</b>		<b>34</b>	<b>85</b>	<b>Total Team</b>
16	33	9 Ngapeth Earvin	<b>Spike</b>	12	29	9 Grozer György
16	28	4 Rouzier Antonin		11	22	6 Kaliberda Denys
8	14	7 Tillie Kevin		5	17	7 Westphal Dirk
<b>5</b>	<b>48</b>	<b>Total Team</b>	<b>Block</b>	<b>10</b>	<b>71</b>	<b>Total Team</b>
3	11	10 Le Roux Kevin		3	22	8 Böhme Marcus
1	2	6 Toniutti Benjamin		2	9	11 Kampa Lukas
1	11	9 Ngapeth Earvin	<b>Serve</b>	2	11	9 Grozer György
<b>4</b>	<b>75</b>	<b>Total Team</b>		<b>0</b>	<b>62</b>	<b>Total Team</b>
3	15	9 Ngapeth Earvin				
1	16	10 Le Roux Kevin	<b>Opp. error</b>	<b>17</b>		<b>Total Team</b>
<b>21</b>		<b>Total Team</b>		<b>61</b>	<b>218</b>	<b>Total Team</b>
<b>76</b>	<b>212</b>	<b>Total Team</b>	<b>Best Scorer</b>	14	50	9 Grozer György

■ Starting line-up    Pts = Points scored    [nn] = Captain  
□ Substitute    Atts = Attempts    L = Libero  
Opp = Opponent



**Match:** 94 **Date:** 16.09.2014 **Spectators:** 12'100  
**City:** LODZ  
**Hall:** ATLAS ARENA  
**Match duration:** Start: 20:25 End: 23:00 Total: 2:35

Teams	Sets	1	2	3	4	5	Total
<b>POL</b>	<b>3</b>	25	22	14	25	17	103
<b>BRA</b>	<b>2</b>	22	25	25	18	15	105
<b>Set duration</b>		0:30	0:31	0:25	0:28	0:22	2:16

**Referees:** SHAHMIRI Mohammad (IRI) & VEREECKE Philippe (FRA)

POL • Poland		1	2	3	4	5	Pts
1	Nowakowski Piotr	■	■	■			5
2	Winiarski Michal	■	■				2
3	Konarski Dawid	□	□	□	□	□	4
5	Zagumny Pawel	□	□	□	□		
7	Klos Karol	■	■	■	■	■	13
10	Wlazly Mariusz	■	■	■	■	■	31
11	Drzyzga Fabian	■	■	■	■	■	3
13	Kubiak Michal	■	■	■	■	■	5
17 L	Zatorski Pawel	L	L	L	L	L	
18	Mozdzonek Marcin				■	■	
20	Mika Mateusz		□	■	■	■	13
21	Buszek Rafal				□		

**Coach:** ANTIGA Stephane (FRA)  
**Assistant:** BLAIN Philippe (FRA)

BRA • Brazil		1	2	3	4	5	Pts
1	Rezende Bruno Mossa	■	■	■	■	■	3
3	Carbonera Eder						
4	De Souza Wallace	□	□	□	□	□	4
5	Dos Santos Jr. Sidnei	■	■	■	■	■	6
6	Vissotto Neves Leandro	■	■	■	■	■	16
10	Lucarelli Santos De Souza Ricardo	■	■	■	■	■	16
11 L	Silva Felipe Lourenço	L	L	L		L	
12	Fonteles Luiz Felipe Marques	■	■	■	■	■	17
16	Saatkamp Lucas	■	■	■	■	■	15
18	Borges Almeida Silva Mauricio						
19 L	Da Silva Pedreira Junior Mario	L	L	L	L	L	
20	Vieira De Oliveira Raphael	□	□	□	□	□	

**Coach:** Bernardo Rezende (BRA)  
**Assistant:** Roberley Leonaldo (BRA)

### TEAMS AND PLAYERS PERFORMANCES

Won Pts	Total Atts	No Name	Scoring Skills	Won Pts	Total Atts	No Name
<b>57</b>	<b>113</b>	<b>Total Team</b>		<b>55</b>	<b>107</b>	<b>Total Team</b>
29	46	10 Wlazly Mariusz	<b>Spike</b>	14	26	6 Vissotto Neves Leandro
11	19	20 Mika Mateusz		13	27	12 Fonteles Luiz Felipe
6	9	7 Klos Karol		12	22	10 Lucarelli Santos De Souza
<b>13</b>	<b>57</b>	<b>Total Team</b>	<b>Block</b>	<b>15</b>	<b>62</b>	<b>Total Team</b>
7	14	7 Klos Karol		4	8	10 Lucarelli Santos De Souza
3	7	13 Kubiak Michal		3	13	16 Saatkamp Lucas
1	6	20 Mika Mateusz		3	6	12 Fonteles Luiz Felipe
<b>6</b>	<b>102</b>	<b>Total Team</b>	<b>Serve</b>	<b>7</b>	<b>105</b>	<b>Total Team</b>
2	7	3 Konarski Dawid		3	18	16 Saatkamp Lucas
2	10	11 Drzyzga Fabian		2	17	6 Vissotto Neves Leandro
1	13	20 Mika Mateusz		1	19	5 Dos Santos Jr. Sidnei
<b>27</b>		<b>Total Team</b>	<b>Opp. error</b>	<b>28</b>		<b>Total Team</b>
<b>103</b>	<b>272</b>	<b>Total Team</b>	<b>Total</b>	<b>105</b>	<b>274</b>	<b>Total Team</b>
31	80	10 Wlazly Mariusz	<b>Best Scorer</b>	17	51	12 Fonteles Luiz Felipe

■ Starting line-up    Pts = Points scored    [nn] = Captain  
□ Substitute    Atts = Attempts    L = Libero  
Opp = Opponent




Match: 94 Date: 16.09.2014 Spectators: 12'100  
 City: LODZ  
 Hall: ATLAS ARENA  
 Match duration: Start: 20:25 End: 23:00 Total: 2:35

Teams	Sets	1	2	3	4	5	Total
<b>POL</b>	<b>3</b>	25	22	14	25	17	103
<b>BRA</b>	<b>2</b>	22	25	25	18	15	105
<b>Set duration</b>		0:30	0:31	0:25	0:28	0:22	2:16




## POL • Poland



**Spike**

Succ. %  
Limit: 15.00%

Rk	No	Name	Spikes	Faults	Shots	Total Attempts	Note
1	10	Wlazly Mariusz	29	5	12	46	63.04
2	20	Mika Mateusz	11	5	3	19	57.89
-	13	Kubiak Michal	2	4	9	15	
-	7	Klos Karol	6	-	3	9	
-	1	Nowakowski Piotr	5	2	-	7	
-	2	Winiarski Michal	1	3	3	7	
-	3	Konarski Dawid	2	1	2	5	
-	21	Buszek Rafal	-	-	2	2	
-	18	Mozdzonek Marcin	-	1	1	2	
-	11	Drzyzga Fabian	1	-	-	1	
-	5	Zagumny Pawel	-	-	-	-	
-	17	Zatorski Pawel	-	-	-	-	
<b>Others</b>			-	-	-	-	
<b>Total Team</b>			57	21	35	113	50.44



**Block**

Avg. by set


Rk	No	Name	Kill Blocks	Faults	Rebounds	Total Attempts	Note
1	7	Klos Karol	7	4	3	14	1.40
2	13	Kubiak Michal	3	3	1	7	0.60
3	20	Mika Mateusz	1	2	3	6	0.20
3	10	Wlazly Mariusz	1	5	7	13	0.20
3	2	Winiarski Michal	1	1	-	2	0.20
-	5	Zagumny Pawel	-	-	-	-	
-	17	Zatorski Pawel	-	-	-	-	
-	18	Mozdzonek Marcin	-	-	1	1	
-	21	Buszek Rafal	-	-	-	-	
-	3	Konarski Dawid	-	1	1	2	
-	1	Nowakowski Piotr	-	4	1	5	
-	11	Drzyzga Fabian	-	7	-	7	
<b>Others</b>			-	-	-	-	
<b>Total Team</b>			13	27	17	57	2.60

Match: 94 Date: 16.09.2014 Spectators: 12'100  
 City: LODZ  
 Hall: ATLAS ARENA  
 Match duration: Start: 20:25 End: 23:00 Total: 2:35

Teams	Sets	1	2	3	4	5	Total
POL	3	25	22	14	25	17	103
BRA	2	22	25	25	18	15	105
Set duration		0:30	0:31	0:25	0:28	0:22	2:16



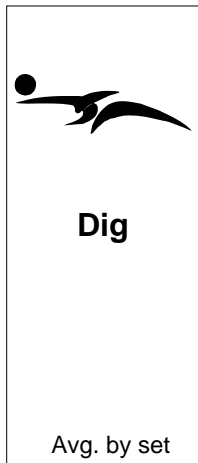
## POL • Poland



Rk	No	Name	Aces	Faults	Serve Hits	Total Attempts	Note
1	3	Konarski Dawid	2	-	5	7	0.40
1	11	Drzyzga Fabian	2	3	5	10	0.40
3	20	Mika Mateusz	1	2	10	13	0.20
3	10	Wlazly Mariusz	1	6	14	21	0.20
-	5	Zagumny Pawel	-	-	-	-	
-	17	Zatorski Pawel	-	-	-	-	
-	18	Mozdzonek Marcin	-	-	13	13	
-	21	Buszek Rafal	-	-	-	-	
-	7	Klos Karol	-	1	10	11	
-	13	Kubiak Michal	-	2	12	14	
-	1	Nowakowski Piotr	-	2	8	10	
-	2	Winiarski Michal	-	2	1	3	
<b>Others</b>			-	-	-	-	
<b>Total Team</b>			6	18	78	102	1.20



Opponent errors & Team faults	27	1	28
-------------------------------	----	---	----



Rk	No	Name	Digs	Faults	Receptions	Total Attempts	Note
1	17	Zatorski Pawel	12	2	6	20	2.40
2	11	Drzyzga Fabian	3	-	6	9	0.60
2	10	Wlazly Mariusz	3	1	4	8	0.60
2	13	Kubiak Michal	3	2	5	10	0.60
5	18	Mozdzonek Marcin	2	-	1	3	0.40
5	7	Klos Karol	2	1	-	3	0.40
7	1	Nowakowski Piotr	1	-	3	4	0.20
7	20	Mika Mateusz	1	-	2	3	0.20
7	21	Buszek Rafal	1	-	-	1	0.20
7	3	Konarski Dawid	1	1	3	5	0.20
-	2	Winiarski Michal	-	-	1	1	
-	5	Zagumny Pawel	-	2	-	2	
<b>Others</b>			-	22	-	22	
<b>Total Team</b>			29	31	31	91	5.80

Match: 94 Date: 16.09.2014 Spectators: 12'100

City: LODZ


Hall: ATLAS ARENA

Match duration: Start: 20:25 End: 23:00 Total: 2:35

Teams	Sets	1	2	3	4	5	Total
POL	3	25	22	14	25	17	103
BRA	2	22	25	25	18	15	105
Set duration		0:30	0:31	0:25	0:28	0:22	2:16




## POL • Poland



**Set**

Avg. by set

Rk	No	Name	Running Sets	Faults	Still Sets	Total Attempts	Note
1	11	Drzyzga Fabian	32	-	44	76	6.40
2	5	Zagumny Pawel	5	-	6	11	1.00
3	13	Kubiak Michal	1	-	2	3	0.20
-	1	Nowakowski Piotr	-	-	-	-	
-	2	Winiarski Michal	-	-	3	3	
-	3	Konarski Dawid	-	-	-	-	
-	7	Klos Karol	-	-	1	1	
-	10	Wlazly Mariusz	-	-	-	-	
-	17	Zatorski Pawel	-	-	1	1	
-	18	Mozdzonek Marcin	-	-	-	-	
-	20	Mika Mateusz	-	-	-	-	
-	21	Buszek Rafal	-	-	-	-	
<b>Others</b>			-	-	-	-	
<b>Total Team</b>			38	-	57	95	7.60



**Reception**

Eff. %  
Limit: 25.00%

Rk	No	Name	Excellents	Faults	Serve Receptions	Total Attempts	Note
1	13	Kubiak Michal	18	2	25	45	35.56
-	17	Zatorski Pawel	4	2	11	17	
-	20	Mika Mateusz	5	2	8	15	
-	2	Winiarski Michal	3	1	1	5	
-	21	Buszek Rafal	-	-	4	4	
-	7	Klos Karol	2	-	-	2	
-	1	Nowakowski Piotr	-	-	-	-	
-	3	Konarski Dawid	-	-	-	-	
-	5	Zagumny Pawel	-	-	-	-	
-	10	Wlazly Mariusz	-	-	-	-	
-	11	Drzyzga Fabian	-	-	-	-	
-	18	Mozdzonek Marcin	-	-	-	-	
<b>Others</b>			-	-	-	-	
<b>Total Team</b>			32	7	49	88	28.41



Match: 94 Date: 16.09.2014 Spectators: 12'100

City: LODZ


Hall: ATLAS ARENA

Match duration: Start: 20:25 End: 23:00 Total: 2:35

Teams	Sets	1	2	3	4	5	Total
<b>POL</b>	<b>3</b>	25	22	14	25	17	103
<b>BRA</b>	<b>2</b>	22	25	25	18	15	105
<b>Set duration</b>		0:30	0:31	0:25	0:28	0:22	2:16




## BRA • Brazil



**Spike**

Succ. %  
Limit: 15.00%

Rk	No	Name	Spikes	Faults	Shots	Total Attempts	Note
1	10	Lucarelli Santos De Souza Ricardo	12	3	7	22	54.55
2	6	Vissotto Neves Leandro	14	5	7	26	53.85
3	12	Fonteles Luiz Felipe Marques	13	5	9	27	48.15
-	16	Saatkamp Lucas	9	3	3	15	
-	4	De Souza Wallace	3	-	5	8	
-	5	Dos Santos Jr. Sidnei	3	2	1	6	
-	1	Rezende Bruno Mossa	1	-	2	3	
-	3	Carbonera Eder	-	-	-	-	
-	11	Silva Felipe Lourenço	-	-	-	-	
-	18	Borges Almeida Silva Mauricio	-	-	-	-	
-	19	Da Silva Pedreira Junior Mario	-	-	-	-	
-	20	Vieira De Oliveira Raphael	-	-	-	-	
<b>Others</b>			-	-	-	-	
<b>Total Team</b>			55	18	34	107	51.40



**Block**

Avg. by set


Rk	No	Name	Kill Blocks	Faults	Rebounds	Total Attempts	Note
1	10	Lucarelli Santos De Souza Ricardo	4	1	3	8	0.80
2	16	Saatkamp Lucas	3	6	4	13	0.60
2	12	Fonteles Luiz Felipe Marques	3	3	-	6	0.60
4	1	Rezende Bruno Mossa	2	3	4	9	0.40
4	5	Dos Santos Jr. Sidnei	2	7	7	16	0.40
6	4	De Souza Wallace	1	1	1	3	0.20
-	3	Carbonera Eder	-	-	-	-	
-	11	Silva Felipe Lourenço	-	-	-	-	
-	18	Borges Almeida Silva Mauricio	-	-	-	-	
-	19	Da Silva Pedreira Junior Mario	-	-	-	-	
-	20	Vieira De Oliveira Raphael	-	-	-	-	
-	6	Vissotto Neves Leandro	-	5	2	7	
<b>Others</b>			-	-	-	-	
<b>Total Team</b>			15	26	21	62	3.00

Match: 94 Date: 16.09.2014 Spectators: 12'100  
 City: LODZ  
 Hall: ATLAS ARENA  
 Match duration: Start: 20:25 End: 23:00 Total: 2:35

Teams	Sets	1	2	3	4	5	Total
POL	3	25	22	14	25	17	103
BRA	2	22	25	25	18	15	105
Set duration		0:30	0:31	0:25	0:28	0:22	2:16



## BRA • Brazil




**Serve**

Avg. by set

Rk	No	Name	Aces	Faults	Serve Hits	Total Attempts	Note
1	16	Saatkamp Lucas	3	2	13	18	0.60
2	6	Vissotto Neves Leandro	2	4	11	17	0.40
3	5	Dos Santos Jr. Sidnei	1	-	18	19	0.20
3	12	Fonteles Luiz Felipe Marques	1	5	12	18	0.20
-	3	Carbonera Eder	-	-	-	-	
-	4	De Souza Wallace	-	-	-	-	
-	11	Silva Felipe Lourenço	-	-	-	-	
-	18	Borges Almeida Silva Mauricio	-	-	-	-	
-	19	Da Silva Pedreira Junior Mario	-	-	-	-	
-	20	Vieira De Oliveira Raphael	-	-	4	4	
-	1	Rezende Bruno Mossa	-	1	13	14	
-	10	Lucarelli Santos De Souza Ricardo	-	5	10	15	
<b>Others</b>			-	-	-	-	
<b>Total Team</b>			7	17	81	105	1.40

**Team**

Opponent errors & Team faults	28	-	28
-------------------------------	----	---	----



**Dig**

Avg. by set

Rk	No	Name	Digs	Faults	Receptions	Total Attempts	Note
1	10	Lucarelli Santos De Souza Ricardo	9	2	4	15	1.80
2	12	Fonteles Luiz Felipe Marques	5	5	2	12	1.00
3	19	Da Silva Pedreira Junior Mario	4	-	5	9	0.80
4	6	Vissotto Neves Leandro	3	-	3	6	0.60
4	1	Rezende Bruno Mossa	3	6	7	16	0.60
6	5	Dos Santos Jr. Sidnei	2	-	1	3	0.40
7	16	Saatkamp Lucas	1	-	-	1	0.20
7	20	Vieira De Oliveira Raphael	1	1	2	4	0.20
7	11	Silva Felipe Lourenço	1	3	2	6	0.20
-	3	Carbonera Eder	-	-	-	-	
-	4	De Souza Wallace	-	-	1	1	
-	18	Borges Almeida Silva Mauricio	-	-	-	-	
<b>Others</b>			-	18	-	18	
<b>Total Team</b>			29	35	27	91	5.80



Match: 94 Date: 16.09.2014 Spectators: 12'100

City: LODZ


Hall: ATLAS ARENA

Match duration: Start: 20:25 End: 23:00 Total: 2:35

Teams	Sets	1	2	3	4	5	Total
POL	3	25	22	14	25	17	103
BRA	2	22	25	25	18	15	105
Set duration		0:30	0:31	0:25	0:28	0:22	2:16




## BRA • Brazil



**Set**

Avg. by set

Rk	No	Name	Running Sets	Faults	Still Sets	Total Attempts	Note
1	1	Rezende Bruno Mossa	25	1	50	76	5.00
2	20	Vieira De Oliveira Raphael	7	-	8	15	1.40
-	3	Carbonera Eder	-	-	-	-	
-	4	De Souza Wallace	-	-	-	-	
-	5	Dos Santos Jr. Sidnei	-	-	-	-	
-	6	Vissotto Neves Leandro	-	-	-	-	
-	10	Lucarelli Santos De Souza Ricardo	-	-	1	1	
-	11	Silva Felipe Lourenço	-	-	2	2	
-	16	Saatkamp Lucas	-	-	-	-	
-	18	Borges Almeida Silva Mauricio	-	-	-	-	
-	19	Da Silva Pedreira Junior Mario	-	-	2	2	
-	12	Fonteles Luiz Felipe Marques	-	1	2	3	
<b>Others</b>			-	-	-	-	
<b>Total Team</b>			32	2	65	99	6.40



**Reception**

Eff. %  
Limit: 25.00%

Rk	No	Name	Excellents	Faults	Serve Receptions	Total Attempts	Note
1	19	Da Silva Pedreira Junior Mario	16	1	13	30	50.00
2	10	Lucarelli Santos De Souza Ricardo	10	2	14	26	30.77
3	12	Fonteles Luiz Felipe Marques	6	2	18	26	15.38
-	16	Saatkamp Lucas	-	-	2	2	
-	1	Rezende Bruno Mossa	-	-	-	-	
-	3	Carbonera Eder	-	-	-	-	
-	4	De Souza Wallace	-	-	-	-	
-	5	Dos Santos Jr. Sidnei	-	-	-	-	
-	6	Vissotto Neves Leandro	-	-	-	-	
-	11	Silva Felipe Lourenço	-	-	-	-	
-	18	Borges Almeida Silva Mauricio	-	-	-	-	
-	20	Vieira De Oliveira Raphael	-	-	-	-	
<b>Others</b>			-	-	-	-	
<b>Total Team</b>			32	5	47	84	32.14



**FIVB**<sup>TM</sup>

FÉDÉRATION INTERNATIONALE  
DE VOLLEYBALL