



Match No.: 19

Start List

출전선수 목록

TPE vs KAZ

P1

First Referee: FIROUZI Ebrahim (IRI)

Second Referee: KIM Jongheun (KOR)

TPE - Chinese Taipei Uniform colour:

No.	C/L	Name	Shirt Name	Height m / ft in	Weight kg / lbs	Highest Reach		Date of Birth	Tournament Totals					
						Spike cm	Block cm		Spike	Block	Serve	Total	%	
2		CHANG Liang Hao	CHANG L.H.	1.94/6'4"	86/190	330	310	7 JUL 1994						
3		LI Chia Hsuan	LI C.H.	1.72/5'8"	72/159	295	285	6 SEP 1993						
6		HUANG Chun Ching	HUANG C.C.	1.95/6'5"	91/201	310	300	22 MAR 1993	11	3		14	16.47	
7		LIU Hung Min	LIU H.M.	1.88/6'2"	85/187	330	310	10 NOV 1993	6		1	7	8.24	
9		CHIANG Tien Yu	CHIANG T.Y.	1.96/6'5"	103/227	330	320	7 FEB 1988	8	4	1	13	15.29	
11		LU CHIANG Yao Chiang	LU CHIANG Y.C.	1.91/6'3"	95/209	330	310	23 MAY 1990						
13		CHENG Ju Chien	CHENG J.C.	1.82/6'0"	82/181	319	310	14 NOV 1988						
14		WANG Ming Chun	WANG M.C.	1.95/6'5"	92/203	333	328	30 JUL 1988	13	1	1	15	17.65	
15		HUANG Chin Feng	HUANG C. F.	1.95/6'5"	90/198	320	319	31 DEC 1991	25	1		26	30.59	
16	L	LIN Yung Shun	LIN Y.S.	1.72/5'8"	72/159	295	285	13 OCT 1990						
17		HUANG Pei Hung	HUANG P.H.	1.88/6'2"	73/161	315	315	17 SEP 1990	1		1	2	2.35	
19	C	CHEN Chien Chen	CHEN C.C.	1.88/6'2"	88/194	325	310	20 NOV 1989	8			8	9.41	
Coach			CHEN Ke Chou (TPE)			Assistant Coach			SUNG Kuo Wei (TPE)					

Results in these  
Competition

Phase	Opponent	Sets	Points per Set
Preliminary Round	QAT	0 - 3	21-25, 17-25, 21-25
Preliminary Round	KOR	0 - 3	22-25, 18-25, 20-25

KAZ - Kazakhstan Uniform colour:

No.	C/L	Name	Shirt Name	Height m / ft in	Weight kg / lbs	Highest Reach		Date of Birth	Tournament Totals				
						Spike cm	Block cm		Spike	Block	Serve	Total	%
2		KUZNETSOV Anton	Kuznetsov	2.03/6'8"	90/198	345	335	25 SEP 1989					
3		YUDIN Anton	Yudin	2.10/6'11"	101/223	350	340	13 MAY 1982	10	4	1	15	18.07
4		STOLNIKOV Alexandr	Stolnikov	1.97/6'6"	92/203	340	330	17 JUL 1988	3	1		4	4.82
5		KUZNETSOV Sergey	Kuznetsov	1.97/6'6"	93/205	330	320	26 OCT 1993					
6	L	BAIBEKOV Kairat	Baibekov	1.85/6'1"	80/176	317	296	28 MAR 1983					
7	C	GORBATKOV Dmitriy	Gorbatkov	1.97/6'6"	106/234	330	320	21 SEP 1981		1		1	1.20
8		GABDULIN Kanat	Gabdulin	1.94/6'4"	82/181	330	320	4 MAR 1985					
9		IMANGALIYEV Marat	Imangaliyev	1.96/6'5"	87/192	330	320	17 MAR 1980	13	3	1	17	20.48
12		KADIRKHANOV Nodirkhan	Kadirkhanov	2.01/6'7"	85/187	350	340	6 SEP 1991	7	4		11	13.25
17		RADKEVICH Sergey	Radkevich	1.90/6'3"	81/179	345	330	12 APR 1986	9	2		11	13.25
18		VORIVODIN Vitaliy	Vorivodin	1.93/6'4"	103/227	339	330	31 JUL 1990	12	1		13	15.66
19		MAMEDOV Maxim	Mamedov	2.02/6'8"	88/194	345	330	19 JUL 1987	11			11	13.25
Coach			PATRAKOV Andrey (KAZ)			Assistant Coach			TKACENKO Valerijis (LAT)				

Results in these  
Competition

Phase	Opponent	Sets	Points per Set
Preliminary Round	KOR	0 - 3	16-25, 21-25, 23-25
Preliminary Round	QAT	0 - 3	23-25, 22-25, 21-25

LEGEND			
%	Percent of total team scoring	C	Team Captain
L	Libero Player		

Timing and Results provided by Tissot



Match No.: 20

Start List

출전선수 목록

IRI vs IND

P1

First Referee: TANO Toshihiko (JPN)

Second Referee: CHENG Lai Chun (TPE)

IRI - Iran Uniform colour:

No.	C/L	Name	Shirt Name	Height m / ft in	Weight kg / lbs	Highest Reach		Date of Birth	Tournament Totals				
						Spike cm	Block cm		Spike	Block	Serve	Total	%
1		MAHMOUDI KHATOUNABADI Shahram	Sh.Mahmoudi	1.98/6'6"	95/209	347	332	20 JUL 1988	15	1	3	19	35.19
2		EBADIPOUR GHARAHASSANLOU Milad	m.ebadipour	2.02/6'8"	78/172	350	310	17 OCT 1993	10	1	3	14	25.93
4	C	MAROUFLAKRANI Mirsaeid	s.marouf	1.89/6'2"	81/179	331	311	20 OCT 1985					
5		GHAEMI Farhad	f.ghaemi	1.97/6'6"	73/161	355	335	28 AUG 1989					
6		MOUSAVI ERAGHI Seyed Mohammad	Seyed	2.03/6'8"	86/190	362	344	22 AUG 1987					
7		FAYAZI DAMNABI Pourya	Fayazi Damnabi	1.94/6'4"	87/192	348	326	12 JAN 1993	9	1	2	12	22.22
8	L	ZARIF AHANGARAN VARZANDEH Farhad	f.zarif	1.65/5'5"	60/132	290	271	3 MAR 1983					
9		GHOLAMI Adel	a.gholami	1.95/6'5"	88/194	341	330	9 FEB 1986	4		1	5	9.26
10		GHAFOUR Amir	a.ghafour	2.02/6'8"	90/198	354	334	6 JUN 1991					
12		MIRZAJANPOURMOUZIRAJI Mojtaba	m.mirzajanpour	1.95/6'5"	88/194	325	315	7 OCT 1991					
13		MAHDAVI Mehdi	m.mahdavi	1.91/6'3"	96/212	330	310	13 FEB 1984			2	2	3.70
15		TASHAKORI Armin	A. Tashakori	2.00/6'7"	94/207	355	335	8 DEC 1986			2	2	3.70
<b>Coach</b>			KOVAC Slobodan (SRB)			<b>Assistant Coach</b>			PRAKLJACIC Slobodan (SRB)				

Results in these  
Competition

Phase	Opponent	Sets	Points per Set
Preliminary Round	HKG	3 - 0	25-16, 25-17, 25-12

IND - India Uniform colour:

No.	C/L	Name	Shirt Name	Height m / ft in	Weight kg / lbs	Highest Reach		Date of Birth	Tournament Totals				
						Spike cm	Block cm		Spike	Block	Serve	Total	%
1		GOVINDARAJAN RAMAKRISHNAN Vaishnav	vaishu	2.05/6'9"	98/216	353	330	11 FEB 1991	8	5		13	10.32
3		MANDEEP Singh	mandeep	2.00/6'7"	91/201	342	328	17 OCT 1989					
4	C	RANJIT Singh	ranjit	1.92/6'4"	90/198	325	316	19 JUL 1993		2	1	3	2.38
6		CHARLES Jerome Vinith	jerome	1.98/6'6"	88/194	345	325	26 JUN 1992					
10		KHOIWAL Dilip	dilip	1.95/6'5"	78/172	344	321	16 AUG 1991	1			1	0.79
12		NAVJIT Singh	navjit	2.05/6'9"	95/209	340	328	1 JUL 1991	10	2	2	14	11.11
13		PRABAGARAN	Prabha	1.93/6'4"	75/165	348	320	3 NOV 1988	17	4	2	23	18.25
14	L	SIVASUBRAMANIAN Kanagaraj	kanakaraj	1.78/5'10"	75/165	305	285	7 MAY 1991					
16		MOHAN Ukkrapandian	ukkra	1.91/6'3"	82/181	325	315	15 MAY 1989	2		1	3	2.38
17		GURINDER Singh	gurinder	1.95/6'5"	92/203	339	323	5 JUN 1989	26	1	1	28	22.22
18		MANIDURAI Naveen Raja Jacob	naveen	1.89/6'2"	87/192	333	318	10 JAN 1989	20	2	2	24	19.05
19		KATARIYA Lavmeet	lavmeet	1.94/6'4"	88/194	351	323	7 SEP 1993	12	5		17	13.49
<b>Coach</b>			GARUDAPURAM ESSNIPADI Sridharan (IND)			<b>Assistant Coach</b>			RAMASAMY Kamaraj (IND)				

Results in these  
Competition

Phase	Opponent	Sets	Points per Set
Preliminary Round	HKG	3 - 1	23-25, 25-18, 25-16, 25-21
Preliminary Round	MDV	3 - 0	25-10, 25-19, 25-17

LEGEND			
%	Percent of total team scoring	C	Team Captain
		L	Libero Player

Timing and Results provided by Tissot



Match No.: 21

Start List

출전선수 목록

KSA vs PAK

P1

First Referee: LEE Kwanghun (KOR)

Second Referee: UALKHANOV Doszhan (KAZ)

KSA - Saudi Arabia Uniform colour:

No.	C/L	Name	Shirt Name	Height m / ft in	Weight kg / lbs	Highest Reach		Date of Birth	Tournament Totals				
						Spike cm	Block cm		Spike	Block	Serve	Total	%
2		ALJAHANI Majed Mohammed S	majed	1.88/6'2"	82/181	330	316	20 MAY 1980	4			4	5.33
3		ALBAKHET Ahmed Abdulrahman M	ahmed	1.96/6'5"	80/176	331	321	30 SEP 1982	11	5	1	17	22.67
4		ALBAKHEET Nawaf Abdulrahman M	nawaf	1.93/6'4"	84/185	335	318	31 AUG 1987	11		1	12	16.00
7		ALNAJRANI Omar Mansour S	omar	1.89/6'2"	75/165	334	323	13 JUL 1990	14	1		15	20.00
9		ALKHAWAHER Dhia Ali A	dhia	1.86/6'1"	79/174	330	317	21 FEB 1995	1			1	1.33
10	L	ALGHAMDI Ayman Ahmad Y	ayman	1.61/5'3"	75/165	305	298	8 NOV 1981					
12		ALMUTAIRI Muwffaq Masoud S	muwffaq	1.88/6'2"	81/179	327	322	30 SEP 1990	2	1		3	4.00
13		ALMABADI Ahmed Masoud M	m.ahmed	1.97/6'6"	74/163	336	318	26 DEC 1989	2			2	2.67
14		ALDOSSARI Thamer Abdullah S	thamer	1.84/6'0"	80/176	322	312	2 OCT 1983					
15	C	ALKHAIBARY Esmael Abdullah A	esmael	1.92/6'4"	85/187	330	316	20 DEC 1975	7	1		8	10.67
17		MAJRASHI Ibrahim Ali A	ibrahim	1.97/6'6"	82/181	334	324	1 JUL 1989	5			5	6.67
18		ALKHALDI Abdulaziz Fahad S	aziz	1.97/6'6"	90/198	329	320	6 AUG 1992	5	3		8	10.67
Coach			CVETKOVIC Jovica (SRB)			Assistant Coach			ALHUMAIDAN Munir (KSA)				

Results in these  
Competition

Phase	Opponent	Sets	Points per Set
Preliminary Round	JPN	0 - 3	15-25, 14-25, 12-25
Preliminary Round	KUW	0 - 3	25-27, 23-25, 20-25

PAK - Pakistan Uniform colour:

No.	C/L	Name	Shirt Name	Height m / ft in	Weight kg / lbs	Highest Reach		Date of Birth	Tournament Totals				
						Spike cm	Block cm		Spike	Block	Serve	Total	%
1		RASOOL Mohib	mohib	2.01/6'7"	86/190	336	333	24 DEC 1989	10	5		15	15.79
3		RAZA Mubashir	mubashir	1.90/6'3"	74/163	311	368	1 JAN 1992	3			3	3.16
4		NAQVI Syed Shujah Abbas	shujah	1.99/6'6"	75/165	328	311	5 FEB 1990	11		2	13	13.68
5		NADEEM Asif	asif	1.89/6'2"	80/176	320	300	10 AUG 1990	2		1	3	3.16
6		ALI Akhtar	akhtar	1.90/6'3"	75/165	300	300	9 APR 1987					
7		KHAN Muhammad Ismail	ismail	1.90/6'3"	85/187	310	305	12 DEC 1986	9	1	2	12	12.63
8		KHAN Aimal	aimal	2.05/6'9"	73/161	322	325	10 AUG 1990	4			4	4.21
9		KHAN Nasir	nasir	1.92/6'4"	80/176	305	300	12 MAY 1992	9	1	1	11	11.58
10	C	AHMED Naseer	naseer	1.95/6'5"	82/181	310	305	1 APR 1984	31	1		32	33.68
12	L	SULTAN Imran	imran	1.78/5'10"	65/143	270	260	20 FEB 1985					
15		JEHAN Murad	murad	2.01/6'7"	85/187	350	322	22 APR 1994	1	1		2	2.11
17		IDREES Muhammad	idrees	2.01/6'7"	85/187	335	333	25 DEC 1994					
Coach			HUSSAIN Hassan Mazhar (PAK)			Assistant Coach			KAFAIT Ullah (PAK)				

Results in these  
Competition

Phase	Opponent	Sets	Points per Set
Preliminary Round	KUW	0 - 3	22-25, 21-25, 16-25
Preliminary Round	JPN	0 - 3	23-25, 23-25, 23-25

LEGEND			
%	Percent of total team scoring	C	Team Captain
L	Libero Player		

Timing and Results provided by Tissot



Match No.: 19

### Match Results

경기 결과

Match Duration: 1h 54m  
Spectators: 2000

P2

TPE vs KAZ

3 2

Teams	Sets	1	2	3	4	5	Total
TPE	3	25	17	25	23	15	105
KAZ	2	23	25	21	25	10	104
	Playing Time	24m	19m	22m	24m	13m	1h 42m

First Referee: FIROUZI Ebrahim (IRI)

Second Referee: KIM Jongheun (KOR)

TPE - Chinese Taipei							
No	C/L	Name	1	2	3	4	5 Pts
2		CHANG Liang Hao					
3		LI Chia Hsuan		14			
6		HUANG Chun Ching	6	6	6	6	9
7		LIU Hung Min			15	5	7
9		CHIANG Tien Yu	3	3	3	3	7
11		LU CHIANG Yao Chiang			9	9	9
13		CHENG Ju Chien			17	1	1
14		WANG Ming Chun	4	4	4	4	28
15		HUANG Chin Feng	5	5	5	13	16
16	L	LIN Yung Shun	L	L	L	L	L
17		HUANG Pei Hung	1	1			1
19	C	CHEN Chien Chen	2	2	2	2	11

KAZ - Kazakhstan							
No	C/L	Name	1	2	3	4	5 Pts
2		KUZNETSOV Anton					
3		YUDIN Anton	3	4	3	4	3
4		STOLNIKOV Alexandr					
5		KUZNETSOV Sergey					
6	L	BAIBEKOV Kairat	L	L	L	L	L
7	C	GORBATKOV Dmitriy					
8		GABDULIN Kanat	1	2	1	2	1
9		IMANGALIYEV Marat	5	6	5	6	5
12		KADIRKHANOV Nodirkhan	6	1	6	1	6
17		RADKEVICH Sergey	4	5	4	5	4
18		VORIVODIN Vitaliy	2	3	2	3	2
19		MAMEDOV Maxim					

### TEAM AND PLAYER PERFORMANCES

Won	Total Atts	No Name	Scoring Skills	Won	Total Atts	No Name
62	127	<b>Total Team</b>	Spike	61	117	<b>Total Team</b>
21	40	14 WANG Ming Chun		18	35	17 RADKEVICH Sergey
14	29	15 HUANG Chin Feng		16	27	18 VORIVODIN Vitaliy
10	21	19 CHEN Chien Chen	Block	11	30	9 IMANGALIYEV Marat
6	49	<b>Total Team</b>		8	58	<b>Total Team</b>
2	15	14 WANG Ming Chun		2	19	3 YUDIN Anton
1	1	17 HUANG Pei Hung	2	6	18 VORIVODIN Vitaliy	
1	3	7 LIU Hung Min	Serve	1	2	8 GABDULIN Kanat
11	102	<b>Total Team</b>		3	107	<b>Total Team</b>
5	20	14 WANG Ming Chun		1	15	9 IMANGALIYEV Marat
3	14	6 HUANG Chun Ching	1	14	17 RADKEVICH Sergey	
1	19	9 CHIANG Tien Yu	1	19	3 YUDIN Anton	
26		<b>Total Team</b>	Opp Error	32		<b>Total Team</b>
105	278	<b>Total Team</b>	Total	104	282	<b>Total Team</b>
28	75	14 WANG Ming Chun	Best Scorer	20	57	17 RADKEVICH Sergey
109 km/h		15 HUANG Chin Feng	Fastest Serve	102 km/h		12 KADIRKHANOV Nodirkhan

#### LEGEND

Atts Attempts  
L Libero player  
n Starting line-up where n = starting position on court (i.e. positions 1 to 6)  
Opp Opponent

C Team Captain  
L Substitute libero  
nn Substitute where nn = jersey number of out going player  
Pts Points scored

Timing and Results provided by Tissot



FRI 26 SEP 2014  
Start Time: 17:20 / End Time: 18:37

Match No.: 20

### Match Results

경기 결과

Match Duration: 1h 17m  
Spectators: 350

P2

IRI vs IND  
3 0

Teams	Sets	1	2	3	Total
IRI	3	25	25	25	75
IND	0	22	22	18	62
	Playing Time	23m	25m	23m	1h 11m

First Referee: TANO Toshihiko (JPN)

Second Referee: CHENG Lai Chun (TPE)

IRI - Iran								
No	C/L	Name	1	2	3	4	5	Pts
1		MAHMOUDI KHATOUNABADI Shahram	5	4	3			20
2		EBADIPOUR GHARAHASSANLOU Milad	3	2	1			15
4	C	MAROUFLAKRANI Mirsaeid			6			2
5		GHAEMI Farhad						
6		MOUSAVI ERAGHI Seyed Mohammad						
7		FAYAZI DAMNABI Pourya	6	5	4			13
8	L	ZARIF AHANGARAN VARZANDEH Farhad	L	L	L			
9		GHOLAMI Adel	4	3	2			5
10		GHAFOUR Amir						
12		MIRZAJANPOURMOUZIRAJI Mojtaba						
13		MAHDAVI Mehdi	2	1				2
15		TASHAKORI Armin	1	6	5			6

IND - India								
No	C/L	Name	1	2	3	4	5	Pts
1		GOVINDARAJAN RAMAKRISHNAN Vaishnav	3					1
3		MANDEEP Singh		18	5			
4	C	RANJIT Singh		16	1			
6		CHARLES Jerome Vinith						
10		KHOWAL Dilip		18				1
12		NAVJIT Singh		1	6			5
13		PRABAGARAN	6	3	2			9
14	L	SIVASUBRAMANIAN Kanagaraj	L	L	L			
16		MOHAN Ukkrapandian	1	2	4			3
17		GURINDER Singh	4	5	4			6
18		MANIDURAI Naveen Raja Jacob	5	6				5
19		KATARIYA Lavmeet	1	4	3			11

### TEAM AND PLAYER PERFORMANCES

Won	Total Atts	No Name
54	94	<b>Total Team</b>
19	32	1 MAHMOUDI KHATOUNABADI Shahram
13	25	2 EBADIPOUR GHARAHASSANLOU Milad
10	19	7 FAYAZI DAMNABI Pourya
4	37	<b>Total Team</b>
2	5	2 EBADIPOUR GHARAHASSANLOU Milad
1	4	1 MAHMOUDI KHATOUNABADI Shahram
1	9	9 GHOLAMI Adel
5	73	<b>Total Team</b>
3	11	7 FAYAZI DAMNABI Pourya
2	14	9 GHOLAMI Adel
12		<b>Total Team</b>
75	204	<b>Total Team</b>
20	43	1 MAHMOUDI KHATOUNABADI Shahram
110 km/h		2 EBADIPOUR GHARAHASSANLOU Milad

Scoring Skills
<b>Spike</b>
<b>Block</b>
<b>Serve</b>
<b>Opp Error</b>
<b>Total</b>
<b>Best Scorer</b>
<b>Fastest Serve</b>

Won	Total Atts	No Name
32	81	<b>Total Team</b>
8	14	19 KATARIYA Lavmeet
8	17	13 PRABAGARAN
6	22	17 GURINDER Singh
3	39	<b>Total Team</b>
1	9	19 KATARIYA Lavmeet
1	5	16 MOHAN Ukkrapandian
1	5	12 NAVJIT Singh
6	63	<b>Total Team</b>
2	8	19 KATARIYA Lavmeet
1	10	12 NAVJIT Singh
1	15	13 PRABAGARAN
21		<b>Total Team</b>
62	183	<b>Total Team</b>
11	31	19 KATARIYA Lavmeet
106 km/h		18 MANIDURAI Naveen Raja Jacob

LEGEND			
Atts	Attempts	C	Team Captain
L	Libero player	L	Substitute libero
n	Starting line-up where n = starting position on court (i.e. positions 1 to 6)	nn	Substitute where nn = jersey number of out going player
Opp	Opponent	Pts	Points scored

Timing and Results provided by Tissot





Match No.: 21

### Match Results

경기 결과

Match Duration: 1h 14m  
Spectators: 165

P2

KSA vs PAK

3 0

Teams	Sets	1	2	3	Total
KSA	3	25	25	25	75
PAK	0	15	20	23	58
	Playing Time	19m	23m	26m	1h 08m

First Referee: LEE Kwanghun (KOR)

Second Referee: UALKHANOV Doszhan (KAZ)

KSA - Saudi Arabia								
No	C/L	Name	1	2	3	4	5	Pts
2		ALJAHANI Majed Mohammed S	6	1	6			14
3		ALBAKHET Ahmed Abdulrahman M	3	4	3			13
4		ALBAKHEET Nawaf Abdulrahman M	5	6	5			12
7		ALNAJRANI Omar Mansour S						
9		ALKHAWAHER Dhia Ali A						
10	L	ALGHAMDI Ayman Ahmad Y	L	L	L			
12		ALMUTAIRI Muwfaq Masoud S	2	3	2			2
13		ALMABADI Ahmed Masoud M				17		
14		ALDOSSARI Thamer Abdullah S						
15	C	ALKHAIBARY Esmael Abdullah A						
17		MAJRASHI Ibrahim Ali A	1	2	1			3
18		ALKHALDI Abdulaziz Fahad S	4	5	4			5

PAK - Pakistan								
No	C/L	Name	1	2	3	4	5	Pts
1		RASOOL Mohib	3	3	3			5
3		RAZA Mubashir		9	2			1
4		NAQVI Syed Shujah Abbas	6	6				
5		NADEEM Asif	1	1				1
6		ALI Akhtar			1			
7		KHAN Muhammad Ismail	5	5	5			10
8		KHAN Aimal		5	4			7
9		KHAN Nasir	2	2	3			3
10	C	AHMED Naseer	4	4	6			10
12	L	SULTAN Imran	L	L	L			
15		JEHAN Murad						
17		IDREES Muhammad			6			2

### TEAM AND PLAYER PERFORMANCES

Won	Total Atts	No Name
43	68	<b>Total Team</b>
13	19	2 ALJAHANI Majed Mohammed S
12	19	4 ALBAKHEET Nawaf Abdulrahman M
11	16	3 ALBAKHET Ahmed Abdulrahman M
4	30	<b>Total Team</b>
1	3	2 ALJAHANI Majed Mohammed S
1	1	17 MAJRASHI Ibrahim Ali A
1	8	3 ALBAKHET Ahmed Abdulrahman M
2	74	<b>Total Team</b>
1	18	3 ALBAKHET Ahmed Abdulrahman M
1	12	12 ALMUTAIRI Muwfaq Masoud S
26		<b>Total Team</b>
75	172	<b>Total Team</b>
14	32	2 ALJAHANI Majed Mohammed S
107 km/h		3 ALBAKHET Ahmed Abdulrahman M

Scoring Skills
Spike
Block
Serve
Opp Error
Total
Best Scorer
Fastest Serve

Won	Total Atts	No Name
38	74	<b>Total Team</b>
10	14	7 KHAN Muhammad Ismail
9	23	10 AHMED Naseer
7	11	8 KHAN Aimal
	25	<b>Total Team</b>
1	59	<b>Total Team</b>
1	7	10 AHMED Naseer
19		<b>Total Team</b>
58	158	<b>Total Team</b>
10	27	7 KHAN Muhammad Ismail
102 km/h		3 RAZA Mubashir

#### LEGEND

Atts Attempts  
L Libero player  
n Starting line-up where n = starting position on court (i.e. positions 1 to 6)  
Opp Opponent

C Team Captain  
L Substitute libero  
nn Substitute where nn = jersey number of out going player  
Pts Points scored



Match No.: 19

### Match Statistics

경기 통계

Match Duration: 1h 54m  
Spectators: 2000

P3

TPE vs KAZ

3 2

Teams	Sets	1	2	3	4	5	Total
TPE	3	25	17	25	23	15	105
KAZ	2	23	25	21	25	10	104
Playing Time		24m	19m	22m	24m	13m	1h 42m

First Referee: FIROUZI Ebrahim (IRI)


Second Referee: KIM Jongheun (KOR)

### TPE - Chinese Taipei

Scoring Spike

Limit
15.00%

Rk	No	Name	Spikes	Faults	Shots	Total Attempts	Eff %
1	14	WANG Ming Chun	21	7	12	40	35.00
2	15	HUANG Chin Feng	14	7	8	29	24.14
3	19	CHEN Chien Chen	10	7	4	21	14.29
	7	LIU Hung Min	6	4	5	15	
	9	CHIANG Tien Yu	5	-	8	13	
	6	HUANG Chun Ching	6	-	3	9	
	2	CHANG Liang Hao	-	-	-	-	
	3	LI Chia Hsuan	-	-	-	-	
	11	LU CHIANG Yao Chiang	-	-	-	-	
	13	CHENG Ju Chien	-	-	-	-	
	16	LIN Yung Shun	-	-	-	-	
	17	HUANG Pei Hung	-	-	-	-	
Team Totals			62	25	40	127	29.13

Scoring Block


Rk	No	Name	Kill Blocks	Faults	Rebounds	Total Attempts	Avg by Set
1	14	WANG Ming Chun	2	4	9	15	0.40
2	9	CHIANG Tien Yu	1	4	1	6	0.20
2	15	HUANG Chin Feng	1	4	1	6	0.20
2	7	LIU Hung Min	1	1	1	3	0.20
2	17	HUANG Pei Hung	1	-	-	1	0.20
6	6	HUANG Chun Ching	-	4	5	9	0.00
6	13	CHENG Ju Chien	-	1	5	6	0.00
6	19	CHEN Chien Chen	-	3	-	3	0.00
	2	CHANG Liang Hao	-	-	-	-	
	3	LI Chia Hsuan	-	-	-	-	
	11	LU CHIANG Yao Chiang	-	-	-	-	
	16	LIN Yung Shun	-	-	-	-	
Team Totals			6	21	22	49	1.20

Scoring Service


Rk	No	Name	Aces	Faults	Serve Hits	Total Attempts	Avg by Set
1	14	WANG Ming Chun	5	2	13	20	1.00
2	6	HUANG Chun Ching	3	1	10	14	0.60
3	9	CHIANG Tien Yu	1	2	16	19	0.20
3	19	CHEN Chien Chen	1	3	12	16	0.20
3	15	HUANG Chin Feng	1	3	5	9	0.20
6	13	CHENG Ju Chien	-	1	7	8	0.00
6	7	LIU Hung Min	-	-	6	6	0.00
6	11	LU CHIANG Yao Chiang	-	-	6	6	0.00
6	17	HUANG Pei Hung	-	-	4	4	0.00
	2	CHANG Liang Hao	-	-	-	-	
	3	LI Chia Hsuan	-	-	-	-	
	16	LIN Yung Shun	-	-	-	-	
Team Totals			11	12	79	102	2.20

Team

Opponent Errors & Team Faults	
	26 1

Timing and Results provided by Tissot



Match No.: 19

### Match Statistics

경기 통계

Match Duration: 1h 54m  
Spectators: 2000

P3

TPE vs KAZ


3 2


Teams	Sets	1	2	3	4	5	Total
TPE	3	25	17	25	23	15	105
KAZ	2	23	25	21	25	10	104
	Playing Time	24m	19m	22m	24m	13m	1h 42m

First Referee: FIROUZI Ebrahim (IRI)

Second Referee: KIM Jongheun (KOR)

### TPE - Chinese Taipei

Non-Scoring Dig	Rk	No	Name	Digs	Faults	Receptions	Total Attempts	Avg by Set	
	1	16	LIN Yung Shun	2	6	5	13	0.40	
	2	19	CHEN Chien Chen	1	6	9	16	0.20	
	2	14	WANG Ming Chun	1	5	9	15	0.20	
	4	17	HUANG Pei Hung	-	1	6	7	0.00	
	4	9	CHIANG Tien Yu	-	-	6	6	0.00	
	4	15	HUANG Chin Feng	-	4	-	4	0.00	
	4	7	LIU Hung Min	-	-	3	3	0.00	
	4	13	CHENG Ju Chien	-	-	2	2	0.00	
	4	6	HUANG Chun Ching	-	1	-	1	0.00	
	4	11	LU CHIANG Yao Chiang	-	1	-	1	0.00	
		2	CHANG Liang Hao	-	-	-	-	-	
		3	LI Chia Hsuan	-	-	-	-	-	
<b>Team Totals</b>				4	24	40	68	0.80	

Non-Scoring Set	Rk	No	Name	Running Sets	Faults	Still Sets	Total Attempts	Avg by Set	
	1	13	CHENG Ju Chien	34	2	25	61	6.80	
	2	17	HUANG Pei Hung	19	-	21	40	3.80	
	3	14	WANG Ming Chun	3	-	3	6	0.60	
	4	16	LIN Yung Shun	2	-	5	7	0.40	
	5	7	LIU Hung Min	1	-	1	2	0.20	
	6	6	HUANG Chun Ching	-	-	2	2	0.00	
	6	19	CHEN Chien Chen	-	-	2	2	0.00	
	6	9	CHIANG Tien Yu	-	-	1	1	0.00	
	6	11	LU CHIANG Yao Chiang	-	-	1	1	0.00	
		2	CHANG Liang Hao	-	-	-	-	-	
		3	LI Chia Hsuan	-	-	-	-	-	
		15	HUANG Chin Feng	-	-	-	-	-	
<b>Team Totals</b>				59	2	61	122	11.80	

Non-Scoring Reception	Rk	No	Name	Excellents	Faults	Serve Receptions	Total Attempts	Succ %
	1	19	CHEN Chien Chen	25	1	14	40	62.50
	2	16	LIN Yung Shun	16	1	12	29	55.17
		15	HUANG Chin Feng	6	-	7	13	
		7	LIU Hung Min	2	-	3	5	
		9	CHIANG Tien Yu	-	-	1	1	
		13	CHENG Ju Chien	-	-	1	1	
		3	LI Chia Hsuan	-	1	-	1	
		2	CHANG Liang Hao	-	-	-	-	
		6	HUANG Chun Ching	-	-	-	-	
		11	LU CHIANG Yao Chiang	-	-	-	-	
		14	WANG Ming Chun	-	-	-	-	
		17	HUANG Pei Hung	-	-	-	-	
<b>Limit</b>								
<b>25.00%</b>								
<b>Team Totals</b>				49	3	38	90	54.44

Timing and Results provided by Tissot





Match No.: 19

Match Statistics

경기 통계

Match Duration: 1h 54m  
Spectators: 2000

P3


TPE vs KAZ  
3 2

Teams	Sets	1	2	3	4	5	Total
TPE	3	25	17	25	23	15	105
KAZ	2	23	25	21	25	10	104
	Playing Time	24m	19m	22m	24m	13m	1h 42m


First Referee: FIROUZI Ebrahim (IRI)

Second Referee: KIM Jongheun (KOR)


KAZ - Kazakhstan

Scoring Spike

Limit 15.00%

Rk	No	Name	Spikes	Faults	Shots	Total Attempts	Eff %
1	18	VORIVODIN Vitaliy	16	3	8	27	48.15
2	17	RADKEVICH Sergey	18	6	11	35	34.29
3	9	IMANGALIYEV Marat	11	5	14	30	20.00
	3	YUDIN Anton	8	-	5	13	
	12	KADIRKHANOV Nodirkhan	7	1	2	10	
	8	GABDULIN Kanat	1	1	-	2	
	2	KUZNETSOV Anton	-	-	-	-	
	4	STOLNIKOV Alexandr	-	-	-	-	
	5	KUZNETSOV Sergey	-	-	-	-	
	6	BAIBEKOV Kairat	-	-	-	-	
	7	GORBATKOV Dmitriy	-	-	-	-	
	19	MAMEDOV Maxim	-	-	-	-	
Team Totals			61	16	40	117	38.46

Scoring Block


Rk	No	Name	Kill Blocks	Faults	Rebounds	Total Attempts	Avg by Set
1	3	YUDIN Anton	2	5	12	19	0.40
1	18	VORIVODIN Vitaliy	2	4	-	6	0.40
3	9	IMANGALIYEV Marat	1	8	3	12	0.20
3	12	KADIRKHANOV Nodirkhan	1	8	2	11	0.20
3	17	RADKEVICH Sergey	1	4	3	8	0.20
3	8	GABDULIN Kanat	1	-	1	2	0.20
	2	KUZNETSOV Anton	-	-	-	-	
	4	STOLNIKOV Alexandr	-	-	-	-	
	5	KUZNETSOV Sergey	-	-	-	-	
	6	BAIBEKOV Kairat	-	-	-	-	
	7	GORBATKOV Dmitriy	-	-	-	-	
	19	MAMEDOV Maxim	-	-	-	-	
Team Totals			8	29	21	58	1.60

Scoring Service


Rk	No	Name	Aces	Faults	Serve Hits	Total Attempts	Avg by Set
1	3	YUDIN Anton	1	5	13	19	0.20
1	9	IMANGALIYEV Marat	1	-	14	15	0.20
1	17	RADKEVICH Sergey	1	3	10	14	0.20
4	8	GABDULIN Kanat	-	1	23	24	0.00
4	18	VORIVODIN Vitaliy	-	4	18	22	0.00
4	12	KADIRKHANOV Nodirkhan	-	1	12	13	0.00
	2	KUZNETSOV Anton	-	-	-	-	
	4	STOLNIKOV Alexandr	-	-	-	-	
	5	KUZNETSOV Sergey	-	-	-	-	
	6	BAIBEKOV Kairat	-	-	-	-	
	7	GORBATKOV Dmitriy	-	-	-	-	
	19	MAMEDOV Maxim	-	-	-	-	
Team Totals			3	14	90	107	0.60

Team
Opponent Errors & Team Faults

32
----



Match No.: 19

### Match Statistics

경기 통계

Match Duration: 1h 54m  
Spectators: 2000

P3


TPE vs KAZ  
3 2

Teams	Sets	1	2	3	4	5	Total
TPE	3	25	17	25	23	15	105
KAZ	2	23	25	21	25	10	104
	Playing Time	24m	19m	22m	24m	13m	1h 42m


First Referee: FIROUZI Ebrahim (IRI)

Second Referee: KIM Jongheun (KOR)

### KAZ - Kazakhstan

Non-Scoring Dig


Rk	No	Name	Digs	Faults	Receptions	Total Attempts	Avg by Set
1	6	BAIBEKOV Kairat	1	4	6	11	0.20
1	12	KADIRKHANOV Nodirkhan	1	1	4	6	0.20
1	3	YUDIN Anton	1	1	2	4	0.20
4	9	IMANGALIYEV Marat	-	1	12	13	0.00
4	18	VORIVODIN Vitaliy	-	3	6	9	0.00
4	17	RADKEVICH Sergey	-	1	7	8	0.00
4	8	GABDULIN Kanat	-	1	3	4	0.00
	2	KUZNETSOV Anton	-	-	-	-	-
	4	STOLNIKOVA Alexandr	-	-	-	-	-
	5	KUZNETSOV Sergey	-	-	-	-	-
	7	GORBATKOV Dmitriy	-	-	-	-	-
	19	MAMEDOV Maxim	-	-	-	-	-
<b>Team Totals</b>			3	12	40	55	0.60

Non-Scoring Set


Rk	No	Name	Running Sets	Faults	Still Sets	Total Attempts	Avg by Set
1	8	GABDULIN Kanat	52	2	44	98	10.40
2	6	BAIBEKOV Kairat	1	-	3	4	0.20
2	9	IMANGALIYEV Marat	1	-	1	2	0.20
2	18	VORIVODIN Vitaliy	1	-	1	2	0.20
2	17	RADKEVICH Sergey	1	-	-	1	0.20
6	3	YUDIN Anton	-	-	3	3	0.00
	2	KUZNETSOV Anton	-	-	-	-	-
	4	STOLNIKOVA Alexandr	-	-	-	-	-
	5	KUZNETSOV Sergey	-	-	-	-	-
	7	GORBATKOV Dmitriy	-	-	-	-	-
	12	KADIRKHANOV Nodirkhan	-	-	-	-	-
	19	MAMEDOV Maxim	-	-	-	-	-
<b>Team Totals</b>			56	2	52	110	11.20

Non-Scoring Reception

<b>Limit</b>
25.00%

Rk	No	Name	Excellents	Faults	Serve Receptions	Total Attempts	Succ %
1	9	IMANGALIYEV Marat	13	4	13	30	43.33
2	18	VORIVODIN Vitaliy	7	2	25	34	20.59
	6	BAIBEKOV Kairat	17	2	3	22	
	17	RADKEVICH Sergey	-	1	2	3	
	8	GABDULIN Kanat	-	1	-	1	
	12	KADIRKHANOV Nodirkhan	-	1	-	1	
	2	KUZNETSOV Anton	-	-	-	-	
	3	YUDIN Anton	-	-	-	-	
	4	STOLNIKOVA Alexandr	-	-	-	-	
	5	KUZNETSOV Sergey	-	-	-	-	
	7	GORBATKOV Dmitriy	-	-	-	-	
	19	MAMEDOV Maxim	-	-	-	-	
<b>Team Totals</b>			37	11	43	91	40.66

LEGEND							
Avg	Average	Eff%	Efficiency	Rk	Rank	Succ%	Success %

Timing and Results provided by Tissot



Match No.: 20

### Match Statistics

경기 통계

Match Duration: 1h 17m  
Spectators: 350

P3


IRI vs IND  
3 0

Teams	Sets	1	2	3	Total
IRI	3	25	25	25	75
IND	0	22	22	18	62
	Playing Time	23m	25m	23m	1h 11m


First Referee: TANO Toshihiko (JPN)

Second Referee: CHENG Lai Chun (TPE)


### IRI - Iran

Scoring Spike

Limit
15.00%

Rk	No	Name	Spikes	Faults	Shots	Total Attempts	Eff %
1	1	MAHMOUDI KHATOUNABADI Shahram	19	4	9	32	46.88
2	7	FAYAZI DAMNABI Pourya	10	2	7	19	42.11
3	2	EBADIPOUR GHARAHASSANLOU Milad	13	7	5	25	24.00
	15	TASHAKORI Armin	6	-	2	8	
	9	GHOLAMI Adel	2	1	1	4	
	4	MAROUFLAKRANI Mirsaeid	2	-	1	3	
	13	MAHDAVI Mehdi	2	-	1	3	
	5	GHAEMI Farhad	-	-	-	-	
	6	MOUSAVI ERAGHI Seyed Mohammad	-	-	-	-	
	8	ZARIF AHANGARAN VARZANDEH Farhad	-	-	-	-	
	10	GHAFOUR Amir	-	-	-	-	
	12	MIRZAJANPOURMOUZIRAJI Mojtaba	-	-	-	-	
Team Totals			54	14	26	94	42.55

Scoring Block


Rk	No	Name	Kill Blocks	Faults	Rebounds	Total Attempts	Avg by Set
1	2	EBADIPOUR GHARAHASSANLOU Milad	2	1	2	5	0.67
2	9	GHOLAMI Adel	1	4	4	9	0.33
2	1	MAHMOUDI KHATOUNABADI Shahram	1	1	2	4	0.33
4	15	TASHAKORI Armin	-	5	4	9	0.00
4	7	FAYAZI DAMNABI Pourya	-	3	3	6	0.00
4	13	MAHDAVI Mehdi	-	2	1	3	0.00
4	4	MAROUFLAKRANI Mirsaeid	-	-	1	1	0.00
	5	GHAEMI Farhad	-	-	-	-	
	6	MOUSAVI ERAGHI Seyed Mohammad	-	-	-	-	
	8	ZARIF AHANGARAN VARZANDEH Farhad	-	-	-	-	
	10	GHAFOUR Amir	-	-	-	-	
	12	MIRZAJANPOURMOUZIRAJI Mojtaba	-	-	-	-	
Team Totals			4	16	17	37	1.33

Scoring Service


Rk	No	Name	Aces	Faults	Serve Hits	Total Attempts	Avg by Set
1	7	FAYAZI DAMNABI Pourya	3	5	3	11	1.00
2	9	GHOLAMI Adel	2	1	11	14	0.67
3	13	MAHDAVI Mehdi	-	-	18	18	0.00
3	15	TASHAKORI Armin	-	1	9	10	0.00
3	2	EBADIPOUR GHARAHASSANLOU Milad	-	2	8	10	0.00
3	1	MAHMOUDI KHATOUNABADI Shahram	-	1	6	7	0.00
3	4	MAROUFLAKRANI Mirsaeid	-	-	3	3	0.00
	5	GHAEMI Farhad	-	-	-	-	
	6	MOUSAVI ERAGHI Seyed Mohammad	-	-	-	-	
	8	ZARIF AHANGARAN VARZANDEH Farhad	-	-	-	-	
	10	GHAFOUR Amir	-	-	-	-	
	12	MIRZAJANPOURMOUZIRAJI Mojtaba	-	-	-	-	
Team Totals			5	10	58	73	1.67

Team
Opponent Errors & Team Faults

12
----

Timing and Results provided by Tissot



Match No.: 20

### Match Statistics

경기 통계

Match Duration: 1h 17m  
Spectators: 350

P3


IRI vs IND  
3 0


Teams	Sets	1	2	3	Total
IRI	3	25	25	25	75
IND	0	22	22	18	62
	Playing Time	23m	25m	23m	1h 11m


First Referee: TANO Toshihiko (JPN)

Second Referee: CHENG Lai Chun (TPE)

### IRI - Iran

Non-Scoring Dig	Rk	No	Name	Digs	Faults	Receptions	Total Attempts	Avg by Set
	1	8	ZARIF AHANGARAN VARZANDEH Farhad	2	1	9	12	0.67
	1	13	MAHDAVI Mehdi	2	1	2	5	0.67
	3	7	FAYAZI DAMNABI Pourya	1	2	5	8	0.33
	3	2	EBADIPOUR GHARAHASSANLOU Milad	1	-	5	6	0.33
	5	1	MAHMOUDI KHATOUNABADI Shahram	-	-	6	6	0.00
	5	9	GHOLAMI Adel	-	-	3	3	0.00
	5	15	TASHAKORI Armin	-	-	3	3	0.00
	5	4	MAROUFLAKRANI Mirsaeid	-	1	2	3	0.00
		5	GHAEMI Farhad	-	-	-	-	-
		6	MOUSAVI ERAGHI Seyed Mohammad	-	-	-	-	-
		10	GHAFOUR Amir	-	-	-	-	-
		12	MIRZAJANPOURMOUZIRAJI Mojtaba	-	-	-	-	-
	<b>Team Totals</b>				6	5	35	46

Non-Scoring Set	Rk	No	Name	Running Sets	Faults	Still Sets	Total Attempts	Avg by Set
	1	13	MAHDAVI Mehdi	30	-	21	51	10.00
	2	4	MAROUFLAKRANI Mirsaeid	16	-	9	25	5.33
	3	2	EBADIPOUR GHARAHASSANLOU Milad	1	-	1	2	0.33
	4	7	FAYAZI DAMNABI Pourya	-	-	4	4	0.00
	4	8	ZARIF AHANGARAN VARZANDEH Farhad	-	-	2	2	0.00
	4	9	GHOLAMI Adel	-	-	2	2	0.00
		1	MAHMOUDI KHATOUNABADI Shahram	-	-	-	-	-
		5	GHAEMI Farhad	-	-	-	-	-
		6	MOUSAVI ERAGHI Seyed Mohammad	-	-	-	-	-
		10	GHAFOUR Amir	-	-	-	-	-
		12	MIRZAJANPOURMOUZIRAJI Mojtaba	-	-	-	-	-
		15	TASHAKORI Armin	-	-	-	-	-
	<b>Team Totals</b>				47		39	86

Non-Scoring Reception	Rk	No	Name	Excellents	Faults	Serve Receptions	Total Attempts	Succ %
	1	8	ZARIF AHANGARAN VARZANDEH Farhad	9	1	6	16	56.25
	2	2	EBADIPOUR GHARAHASSANLOU Milad	12	2	9	23	52.17
	3	7	FAYAZI DAMNABI Pourya	9	1	9	19	47.37
		9	GHOLAMI Adel	-	1	-	1	
		15	TASHAKORI Armin	-	1	-	1	
		1	MAHMOUDI KHATOUNABADI Shahram	-	-	-	-	
		4	MAROUFLAKRANI Mirsaeid	-	-	-	-	
		5	GHAEMI Farhad	-	-	-	-	
		6	MOUSAVI ERAGHI Seyed Mohammad	-	-	-	-	
		10	GHAFOUR Amir	-	-	-	-	
		12	MIRZAJANPOURMOUZIRAJI Mojtaba	-	-	-	-	
		13	MAHDAVI Mehdi	-	-	-	-	
	<b>Limit</b>							
<b>25.00%</b>				30	6	24	60	50.00
<b>Team Totals</b>								

Timing and Results provided by Tissot



Match No.: 20

### Match Statistics

경기 통계

Match Duration: 1h 17m  
Spectators: 350

P3


IRI vs IND  
3 0

Teams	Sets	1	2	3	Total
IRI	3	25	25	25	75
IND	0	22	22	18	62
	Playing Time	23m	25m	23m	1h 11m


First Referee: TANO Toshihiko (JPN)

Second Referee: CHENG Lai Chun (TPE)


### IND - India

Scoring Spike

Limit
15.00%

Rk	No	Name	Spikes	Faults	Shots	Total Attempts	Eff %
3	13	PRABAGARAN	8	4	5	17	23.53
2	17	GURINDER Singh	6	5	11	22	4.55
	19	KATARIYA Lavmeet	8	1	5	14	
	18	MANIDURAI Naveen Raja Jacob	4	1	4	9	
	3	MANDEEP Singh	-	-	6	6	
	12	NAVJIT Singh	3	1	2	6	
	1	GOVINDARAJAN RAMAKRISHNAN Vaishnav	1	-	2	3	
	16	MOHAN Ukkrapandian	1	-	2	3	
	10	KHOIWAL Dilip	1	-	-	1	
	4	RANJIT Singh	-	-	-	-	
	6	CHARLES Jerome Vinith	-	-	-	-	
	14	SIVASUBRAMANIAN Kanagaraj	-	-	-	-	
<b>Team Totals</b>			32	12	37	81	24.69

Scoring Block


Rk	No	Name	Kill Blocks	Faults	Rebounds	Total Attempts	Avg by Set
1	19	KATARIYA Lavmeet	1	3	5	9	0.33
1	16	MOHAN Ukkrapandian	1	2	2	5	0.33
1	12	NAVJIT Singh	1	3	1	5	0.33
4	13	PRABAGARAN	-	3	4	7	0.00
4	1	GOVINDARAJAN RAMAKRISHNAN Vaishnav	-	3	1	4	0.00
4	3	MANDEEP Singh	-	4	-	4	0.00
4	18	MANIDURAI Naveen Raja Jacob	-	3	-	3	0.00
4	4	RANJIT Singh	-	1	-	1	0.00
4	17	GURINDER Singh	-	1	-	1	0.00
	6	CHARLES Jerome Vinith	-	-	-	-	
	10	KHOIWAL Dilip	-	-	-	-	
	14	SIVASUBRAMANIAN Kanagaraj	-	-	-	-	
<b>Team Totals</b>			3	23	13	39	1.00

Scoring Service


Rk	No	Name	Aces	Faults	Serve Hits	Total Attempts	Avg by Set
1	19	KATARIYA Lavmeet	2	-	6	8	0.67
2	13	PRABAGARAN	1	-	14	15	0.33
2	12	NAVJIT Singh	1	-	9	10	0.33
2	16	MOHAN Ukkrapandian	1	-	7	8	0.33
2	18	MANIDURAI Naveen Raja Jacob	1	-	3	4	0.33
6	17	GURINDER Singh	-	1	7	8	0.00
6	3	MANDEEP Singh	-	1	3	4	0.00
6	4	RANJIT Singh	-	-	3	3	0.00
6	1	GOVINDARAJAN RAMAKRISHNAN Vaishnav	-	-	2	2	0.00
6	10	KHOIWAL Dilip	-	1	-	1	0.00
	6	CHARLES Jerome Vinith	-	-	-	-	
	14	SIVASUBRAMANIAN Kanagaraj	-	-	-	-	
<b>Team Totals</b>			6	3	54	63	2.00

Team

Opponent Errors & Team Faults	21
-------------------------------	----

Timing and Results provided by Tissot





Match No.: 20

### Match Statistics

경기 통계

Match Duration: 1h 17m  
Spectators: 350

P3


IRI vs IND  
3 0

Teams	Sets	1	2	3	Total
IRI	3	25	25	25	75
IND	0	22	22	18	62
	Playing Time	23m	25m	23m	1h 11m


First Referee: TANO Toshihiko (JPN)

Second Referee: CHENG Lai Chun (TPE)


### IND - India

Non-Scoring Dig


Rk	No	Name	Digs	Faults	Receptions	Total Attempts	Avg by Set
1	14	SIVASUBRAMANIAN Kanagaraj	1	5	6	12	0.33
1	3	MANDEEP Singh	1	-	4	5	0.33
1	13	PRABAGARAN	1	2	2	5	0.33
4	17	GURINDER Singh	-	2	7	9	0.00
4	4	RANJIT Singh	-	3	1	4	0.00
4	19	KATARIYA Lavmeet	-	-	3	3	0.00
4	12	NAVJIT Singh	-	1	2	3	0.00
4	16	MOHAN Ukkrapandian	-	1	2	3	0.00
4	18	MANIDURAI Naveen Raja Jacob	-	2	1	3	0.00
4	10	KHOIWAL Dilip	-	1	1	2	0.00
4	1	GOVINDARAJAN RAMAKRISHNAN Vaishnav	-	-	1	1	0.00
6		CHARLES Jerome Vinith	-	-	-	-	-
<b>Team Totals</b>			3	17	30	50	1.00

Non-Scoring Set


Rk	No	Name	Running Sets	Faults	Still Sets	Total Attempts	Avg by Set
1	16	MOHAN Ukkrapandian	21	1	31	53	7.00
2	4	RANJIT Singh	7	-	10	17	2.33
3	13	PRABAGARAN	2	-	1	3	0.67
4	14	SIVASUBRAMANIAN Kanagaraj	1	-	1	2	0.33
5	3	MANDEEP Singh	-	-	1	1	0.00
5	12	NAVJIT Singh	-	-	1	1	0.00
5	17	GURINDER Singh	-	-	1	1	0.00
5	19	KATARIYA Lavmeet	-	-	1	1	0.00
1		GOVINDARAJAN RAMAKRISHNAN Vaishnav	-	-	-	-	-
6		CHARLES Jerome Vinith	-	-	-	-	-
10		KHOIWAL Dilip	-	-	-	-	-
18		MANIDURAI Naveen Raja Jacob	-	-	-	-	-
<b>Team Totals</b>			31	1	47	79	10.33

Non-Scoring Reception

<b>Limit</b>
<b>25.00%</b>

Rk	No	Name	Excellents	Faults	Serve Receptions	Total Attempts	Succ %
1	13	PRABAGARAN	10	2	10	22	45.45
	18	MANIDURAI Naveen Raja Jacob	6	-	8	14	
	14	SIVASUBRAMANIAN Kanagaraj	2	3	7	12	
	3	MANDEEP Singh	2	-	8	10	
	10	KHOIWAL Dilip	1	-	3	4	
	1	GOVINDARAJAN RAMAKRISHNAN Vaishnav	-	-	-	-	
	4	RANJIT Singh	-	-	-	-	
	6	CHARLES Jerome Vinith	-	-	-	-	
	12	NAVJIT Singh	-	-	-	-	
	16	MOHAN Ukkrapandian	-	-	-	-	
	17	GURINDER Singh	-	-	-	-	
	19	KATARIYA Lavmeet	-	-	-	-	
<b>Team Totals</b>			21	5	36	62	33.87

Avg	Eff%	Rk	Succ%
Average	Efficiency	Rank	Success %

Timing and Results provided by Tissot



FRI 26 SEP 2014

Start Time: 17:30 / End Time: 18:44

Match No.: 21

### Match Statistics

경기 통계

Match Duration: 1h 14m

Spectators: 165

P3

KSA vs PAK


3 0


Teams	Sets	1	2	3	Total
KSA	3	25	25	25	75
PAK	0	15	20	23	58
	Playing Time	19m	23m	26m	1h 08m


First Referee: LEE Kwanghun (KOR)

Second Referee: UALKHANOV Doszhan (KAZ)

### KSA - Saudi Arabia

Scoring Spike	Rk	No	Name	Spikes	Faults	Shots	Total Attempts	Eff %	
	1	2	ALJAHANI Majed Mohammed S	13	1	5	19	63.16	
	2	3	ALBAKHET Ahmed Abdulrahman M	11	2	3	16	56.25	
	3	4	ALBAKHEET Nawaf Abdulrahman M	12	2	5	19	52.63	
		17	MAJRASHI Ibrahim Ali A	2	-	5	7		
		18	ALKHALDI Abdulaziz Fahad S	4	1	1	6		
		12	ALMUTAIRI Muwffaq Masoud S	1	-	-	1		
		7	ALNAJRANI Omar Mansour S	-	-	-	-		
		9	ALKHAWAHER Dhia Ali A	-	-	-	-		
		10	ALGHAMDI Ayman Ahmad Y	-	-	-	-		
		13	ALMABADI Ahmed Masoud M	-	-	-	-		
		14	ALDOSSARI Thamer Abdullah S	-	-	-	-		
		15	ALKHAIBARY Esmael Abdullah A	-	-	-	-		
	Limit								
	15.00%								
	<b>Team Totals</b>				43	6	19	68	54.41

Scoring Block	Rk	No	Name	Kill Blocks	Faults	Rebounds	Total Attempts	Avg by Set	
	1	3	ALBAKHET Ahmed Abdulrahman M	1	4	3	8	0.33	
	1	18	ALKHALDI Abdulaziz Fahad S	1	5	2	8	0.33	
	1	2	ALJAHANI Majed Mohammed S	1	-	2	3	0.33	
	1	17	MAJRASHI Ibrahim Ali A	1	-	-	1	0.33	
	5	4	ALBAKHEET Nawaf Abdulrahman M	-	3	2	5	0.00	
	5	12	ALMUTAIRI Muwffaq Masoud S	-	1	3	4	0.00	
	5	13	ALMABADI Ahmed Masoud M	-	1	-	1	0.00	
		7	ALNAJRANI Omar Mansour S	-	-	-	-		
		9	ALKHAWAHER Dhia Ali A	-	-	-	-		
		10	ALGHAMDI Ayman Ahmad Y	-	-	-	-		
		14	ALDOSSARI Thamer Abdullah S	-	-	-	-		
		15	ALKHAIBARY Esmael Abdullah A	-	-	-	-		
	<b>Team Totals</b>				4	14	12	30	1.33

Scoring Service	Rk	No	Name	Aces	Faults	Serve Hits	Total Attempts	Avg by Set	
	1	3	ALBAKHET Ahmed Abdulrahman M	1	2	15	18	0.33	
	1	12	ALMUTAIRI Muwffaq Masoud S	1	2	9	12	0.33	
	3	17	MAJRASHI Ibrahim Ali A	-	2	11	13	0.00	
	3	4	ALBAKHEET Nawaf Abdulrahman M	-	5	6	11	0.00	
	3	2	ALJAHANI Majed Mohammed S	-	-	10	10	0.00	
	3	18	ALKHALDI Abdulaziz Fahad S	-	2	7	9	0.00	
	3	13	ALMABADI Ahmed Masoud M	-	-	1	1	0.00	
		7	ALNAJRANI Omar Mansour S	-	-	-	-		
		9	ALKHAWAHER Dhia Ali A	-	-	-	-		
		10	ALGHAMDI Ayman Ahmad Y	-	-	-	-		
		14	ALDOSSARI Thamer Abdullah S	-	-	-	-		
		15	ALKHAIBARY Esmael Abdullah A	-	-	-	-		
	<b>Team Totals</b>				2	13	59	74	0.67

<b>Team</b>	<b>Opponent Errors &amp; Team Faults</b>	26
-------------	--	----

Timing and Results provided by Tissot



FRI 26 SEP 2014

Start Time: 17:30 / End Time: 18:44

Match No.: 21

### Match Statistics

경기 통계

Match Duration: 1h 14m

Spectators: 165

P3

KSA vs PAK


3 0

Teams	Sets	1	2	3	Total
KSA	3	25	25	25	75
PAK	0	15	20	23	58
	Playing Time	19m	23m	26m	1h 08m


First Referee: LEE Kwanghun (KOR)

Second Referee: UALKHANOV Doszhan (KAZ)

### KSA - Saudi Arabia

Non-Scoring Dig


Rk	No	Name	Digs	Faults	Receptions	Total Attempts	Avg by Set
1	10	ALGHAMDI Ayman Ahmad Y	1	-	6	7	0.33
1	17	MAJRASHI Ibrahim Ali A	1	2	3	6	0.33
1	4	ALBAKHEET Nawaf Abdulrahman M	1	1	3	5	0.33
4	2	ALJAHANI Majed Mohammed S	-	-	5	5	0.00
4	3	ALBAKHET Ahmed Abdulrahman M	-	1	3	4	0.00
4	12	ALMUTAIRI Muwffaq Masoud S	-	1	2	3	0.00
4	13	ALMABADI Ahmed Masoud M	-	2	-	2	0.00
4	18	ALKHALDI Abdulaziz Fahad S	-	1	-	1	0.00
	7	ALNAJRANI Omar Mansour S	-	-	-	-	-
	9	ALKHAWAHER Dhia Ali A	-	-	-	-	-
	14	ALDOSSARI Thamer Abdullah S	-	-	-	-	-
	15	ALKHAIBARY Esmael Abdullah A	-	-	-	-	-
<b>Team Totals</b>			3	8	22	33	1.00

Non-Scoring Set


Rk	No	Name	Running Sets	Faults	Still Sets	Total Attempts	Avg by Set
1	12	ALMUTAIRI Muwffaq Masoud S	38	-	23	61	12.67
2	18	ALKHALDI Abdulaziz Fahad S	2	-	-	2	0.67
3	2	ALJAHANI Majed Mohammed S	1	-	-	1	0.33
4	17	MAJRASHI Ibrahim Ali A	-	-	1	1	0.00
	3	ALBAKHET Ahmed Abdulrahman M	-	-	-	-	-
	4	ALBAKHEET Nawaf Abdulrahman M	-	-	-	-	-
	7	ALNAJRANI Omar Mansour S	-	-	-	-	-
	9	ALKHAWAHER Dhia Ali A	-	-	-	-	-
	10	ALGHAMDI Ayman Ahmad Y	-	-	-	-	-
	13	ALMABADI Ahmed Masoud M	-	-	-	-	-
	14	ALDOSSARI Thamer Abdullah S	-	-	-	-	-
	15	ALKHAIBARY Esmael Abdullah A	-	-	-	-	-
<b>Team Totals</b>			41		24	65	13.67

Non-Scoring Reception

<b>Limit</b>
<b>25.00%</b>

Rk	No	Name	Excellents	Faults	Serve Receptions	Total Attempts	Succ %
1	3	ALBAKHET Ahmed Abdulrahman M	9	-	4	13	69.23
2	2	ALJAHANI Majed Mohammed S	10	-	7	17	58.82
3	10	ALGHAMDI Ayman Ahmad Y	6	-	7	13	46.15
	17	MAJRASHI Ibrahim Ali A	1	-	-	1	-
	4	ALBAKHEET Nawaf Abdulrahman M	-	-	-	-	-
	7	ALNAJRANI Omar Mansour S	-	-	-	-	-
	9	ALKHAWAHER Dhia Ali A	-	-	-	-	-
	12	ALMUTAIRI Muwffaq Masoud S	-	-	-	-	-
	13	ALMABADI Ahmed Masoud M	-	-	-	-	-
	14	ALDOSSARI Thamer Abdullah S	-	-	-	-	-
	15	ALKHAIBARY Esmael Abdullah A	-	-	-	-	-
	18	ALKHALDI Abdulaziz Fahad S	-	-	-	-	-
<b>Team Totals</b>			26		18	44	59.09



FRI 26 SEP 2014

Start Time: 17:30 / End Time: 18:44

Match No.: 21

Match Statistics

경기 통계

Match Duration: 1h 14m

Spectators: 165

P3

KSA vs PAK


3 0

Teams	Sets	1	2	3	Total
KSA	3	25	25	25	75
PAK	0	15	20	23	58
	Playing Time	19m	23m	26m	1h 08m


First Referee: LEE Kwanghun (KOR)

Second Referee: UALKHANOV Doszhan (KAZ)


PAK - Pakistan

Scoring Spike

Limit
15.00%

Rk	No	Name	Spikes	Faults	Shots	Total Attempts	Eff %
1	7	KHAN Muhammad Ismail	10	2	2	14	57.14
2	8	KHAN Aimal	7	1	3	11	54.55
3	10	AHMED Naseer	9	4	10	23	21.74
	1	RASOOL Mohib	5	2	2	9	
	9	KHAN Nasir	3	3	1	7	
	3	RAZA Mubashir	1	2	1	4	
	17	IDREES Muhammad	2	-	1	3	
	4	NAQVI Syed Shujah Abbas	-	1	1	2	
	5	NADEEM Asif	1	-	-	1	
	6	ALI Akhtar	-	-	-	-	
	12	SULTAN Imran	-	-	-	-	
	15	JEHAN Murad	-	-	-	-	
Team Totals			38	15	21	74	31.08

Scoring Block


Rk	No	Name	Kill Blocks	Faults	Rebounds	Total Attempts	Avg by Set
1	1	RASOOL Mohib	-	3	2	5	0.00
1	10	AHMED Naseer	-	4	1	5	0.00
1	17	IDREES Muhammad	-	1	2	3	0.00
1	7	KHAN Muhammad Ismail	-	2	1	3	0.00
1	6	ALI Akhtar	-	1	1	2	0.00
1	4	NAQVI Syed Shujah Abbas	-	2	-	2	0.00
1	5	NADEEM Asif	-	2	-	2	0.00
1	3	RAZA Mubashir	-	1	-	1	0.00
1	8	KHAN Aimal	-	1	-	1	0.00
1	9	KHAN Nasir	-	1	-	1	0.00
	12	SULTAN Imran	-	-	-	-	
	15	JEHAN Murad	-	-	-	-	
Team Totals				18	7	25	0.00

Scoring Service


Rk	No	Name	Aces	Faults	Serve Hits	Total Attempts	Avg by Set
1	10	AHMED Naseer	1	2	4	7	0.33
2	1	RASOOL Mohib	-	3	8	11	0.00
2	7	KHAN Muhammad Ismail	-	2	8	10	0.00
2	5	NADEEM Asif	-	-	6	6	0.00
2	9	KHAN Nasir	-	2	4	6	0.00
2	8	KHAN Aimal	-	-	5	5	0.00
2	3	RAZA Mubashir	-	2	3	5	0.00
2	4	NAQVI Syed Shujah Abbas	-	1	3	4	0.00
2	17	IDREES Muhammad	-	1	2	3	0.00
2	6	ALI Akhtar	-	1	1	2	0.00
	12	SULTAN Imran	-	-	-	-	
	15	JEHAN Murad	-	-	-	-	
Team Totals			1	14	44	59	0.33

Team

Opponent Errors & Team Faults	19
-------------------------------	----

Timing and Results provided by Tissot



FRI 26 SEP 2014

Start Time: 17:30 / End Time: 18:44

Match No.: 21

Match Statistics

경기 통계

Match Duration: 1h 14m

Spectators: 165

P3

KSA vs PAK


3 0


Teams	Sets	1	2	3	Total
KSA	3	25	25	25	75
PAK	0	15	20	23	58
	Playing Time	19m	23m	26m	1h 08m


First Referee: LEE Kwanghun (KOR)

Second Referee: UALKHANOV Doszhan (KAZ)

PAK - Pakistan

Non-Scoring Dig	Rk	No	Name	Digs	Faults	Receptions	Total Attempts	Avg by Set	
	1	12	SULTAN Imran	-	2	9	11	0.00	
	1	10	AHMED Naseer	-	-	4	4	0.00	
	1	7	KHAN Muhammad Ismail	-	1	3	4	0.00	
	1	1	RASOOL Mohib	-	1	2	3	0.00	
	1	4	NAQVI Syed Shujah Abbas	-	1	2	3	0.00	
	1	5	NADEEM Asif	-	1	2	3	0.00	
	1	8	KHAN Aimal	-	-	2	2	0.00	
	1	3	RAZA Mubashir	-	-	1	1	0.00	
	1	9	KHAN Nasir	-	-	1	1	0.00	
	1	6	ALI Akhtar	-	1	-	1	0.00	
		15	JEHAN Murad	-	-	-	-	-	
		17	IDREES Muhammad	-	-	-	-	-	
	<b>Team Totals</b>					7	26	33	0.00

Non-Scoring Set	Rk	No	Name	Running Sets	Faults	Still Sets	Total Attempts	Avg by Set	
	1	5	NADEEM Asif	16	1	21	38	5.33	
	2	6	ALI Akhtar	14	-	7	21	4.67	
	3	1	RASOOL Mohib	2	-	3	5	0.67	
	4	7	KHAN Muhammad Ismail	1	-	2	3	0.33	
	4	9	KHAN Nasir	1	-	1	2	0.33	
	4	3	RAZA Mubashir	1	-	-	1	0.33	
	4	4	NAQVI Syed Shujah Abbas	1	-	-	1	0.33	
	4	12	SULTAN Imran	1	-	-	1	0.33	
	9	17	IDREES Muhammad	-	-	1	1	0.00	
		8	KHAN Aimal	-	-	-	-	-	
		10	AHMED Naseer	-	-	-	-	-	
		15	JEHAN Murad	-	-	-	-	-	
	<b>Team Totals</b>				37	1	35	73	12.33

Non-Scoring Reception	Rk	No	Name	Excellents	Faults	Serve Receptions	Total Attempts	Succ %	
	1	7	KHAN Muhammad Ismail	10	-	12	22	45.45	
	2	12	SULTAN Imran	7	2	9	18	38.89	
		3	RAZA Mubashir	4	-	4	8		
		9	KHAN Nasir	2	-	6	8		
		10	AHMED Naseer	1	-	-	1		
		1	RASOOL Mohib	-	-	-	-		
		4	NAQVI Syed Shujah Abbas	-	-	-	-		
		5	NADEEM Asif	-	-	-	-		
		6	ALI Akhtar	-	-	-	-		
		8	KHAN Aimal	-	-	-	-		
		15	JEHAN Murad	-	-	-	-		
		17	IDREES Muhammad	-	-	-	-		
	<b>Team Totals</b>				24	2	31	57	42.11
	<b>Limit</b>								
	<b>25.00%</b>								

LEGEND	
Avg	Average
Eff%	Efficiency
Rk	Rank
Succ%	Success %

Timing and Results provided by Tissot



## Results Table - Preliminary Round

결과표 - 조별리그

As of FRI 26 SEP 2014 at 18:55

P4

Pool A				Points per Set					Total Points	Match Duration	Spectators
Match	Date	Teams	Sets	1	2	3	4	5			
2	20 SEP 2014	KOR vs KAZ	3 - 0	25 - 16	25 - 21	25 - 23			75 - 60	1h 18m	4,000
4	21 SEP 2014	TPE vs QAT	0 - 3	21 - 25	17 - 25	21 - 25			59 - 75	1h 15m	290
10	23 SEP 2014	KAZ vs QAT	0 - 3	23 - 25	22 - 25	21 - 25			66 - 75	1h 24m	230
15	24 SEP 2014	KOR vs TPE	3 - 0	25 - 22	25 - 18	25 - 20			75 - 60	1h 23m	4,000
19	26 SEP 2014	TPE vs KAZ	3 - 2	25 - 23	17 - 25	25 - 21	23 - 25	15 - 10	105 - 104	1h 54m	2,000
24	27 SEP 2014	KOR vs QAT									

Pool B				Points per Set					Total Points	Match Duration	Spectators
Match	Date	Teams	Sets	1	2	3	4	5			
1	20 SEP 2014	PAK vs KUW	0 - 3	22 - 25	21 - 25	16 - 25			59 - 75	1h 24m	1,000
5	21 SEP 2014	JPN vs KSA	3 - 0	25 - 15	25 - 14	25 - 12			75 - 41	1h 09m	280
7	22 SEP 2014	KUW vs KSA	3 - 0	27 - 25	25 - 23	25 - 20			77 - 68	1h 34m	1,000
11	23 SEP 2014	PAK vs JPN	0 - 3	23 - 25	23 - 25	23 - 25			69 - 75	1h 22m	367
16	25 SEP 2014	JPN vs KUW	3 - 1	25 - 15	22 - 25	25 - 15	25 - 17		97 - 72	1h 46m	600
21	26 SEP 2014	KSA vs PAK	3 - 0	25 - 15	25 - 20	25 - 23			75 - 58	1h 14m	165

Pool C				Points per Set					Total Points	Match Duration	Spectators
Match	Date	Teams	Sets	1	2	3	4	5			
3	20 SEP 2014	IND vs HKG	3 - 1	23 - 25	25 - 18	25 - 16	25 - 21		98 - 80	1h 39m	210
8	22 SEP 2014	MDV vs HKG	0 - 3	19 - 25	22 - 25	18 - 25			59 - 75	1h 14m	300
13	24 SEP 2014	IND vs MDV	3 - 0	25 - 10	25 - 19	25 - 17			75 - 46	1h 06m	250
17	25 SEP 2014	HKG vs IRI	0 - 3	16 - 25	17 - 25	12 - 25			45 - 75	1h 08m	700
20	26 SEP 2014	IRI vs IND	3 - 0	25 - 22	25 - 22	25 - 18			75 - 62	1h 17m	350
23	27 SEP 2014	IRI vs MDV									

Pool D				Points per Set					Total Points	Match Duration	Spectators
Match	Date	Teams	Sets	1	2	3	4	5			
6	21 SEP 2014	MYA vs CHN	0 - 3	11 - 25	12 - 25	18 - 25			41 - 75	1h 05m	350
9	22 SEP 2014	THA vs TKM	3 - 0	25 - 22	25 - 16	25 - 17			75 - 55	1h 14m	300
12	23 SEP 2014	CHN vs TKM	3 - 0	25 - 15	25 - 8	25 - 10			75 - 33	1h 01m	380
14	24 SEP 2014	MYA vs THA	0 - 3	14 - 25	17 - 25	20 - 25			51 - 75	1h 08m	250
18	25 SEP 2014	THA vs CHN	0 - 3	16 - 25	19 - 25	22 - 25			57 - 75	1h 16m	600
22	27 SEP 2014	TKM vs MYA									

Statistics of	Average match duration	Average spectators	Total spectators
Preliminary Round	1h 20m	839	17,622

Pool A																	
Rank	Team	Ranking Points	Matches			Results Details					Sets			Points			
			Played	Won	Lost	3-0	3-1	3-2	2-3	1-3	0-3	Won	Lost	Ratio	Won	Lost	Ratio
1	KOR	6	2	2	0	2						6	0	MAX	150	120	1.250
2	QAT	6	2	2	0	2						6	0	MAX	150	125	1.200
3	TPE	2	3	1	2		1			2	3	8	0.375	224	254	0.882	
4	KAZ	1	3	0	3				1	2	2	9	0.222	230	255	0.902	

Pool B																	
Rank	Team	Ranking Points	Matches			Results Details					Sets			Points			
			Played	Won	Lost	3-0	3-1	3-2	2-3	1-3	0-3	Won	Lost	Ratio	Won	Lost	Ratio
1	JPN	9	3	3	0	2	1					9	1	9.000	247	182	1.357
2	KUW	6	3	2	1	2				1		7	3	2.333	224	224	1.000
3	KSA	3	3	1	2	1					2	3	0.500	184	210	0.876	
4	PAK	0	3	0	3						3	0	0.000	186	225	0.827	

Pool C																	
Rank	Team	Ranking Points	Matches			Results Details					Sets			Points			
			Played	Won	Lost	3-0	3-1	3-2	2-3	1-3	0-3	Won	Lost	Ratio	Won	Lost	Ratio
1	IRI	6	2	2	0	2						6	0	MAX	150	107	1.402
2	IND	6	3	2	1	1	1				1	6	4	1.500	235	201	1.169
3	HKG	3	3	1	2	1				1	1	4	6	0.667	200	232	0.862
4	MDV	0	2	0	2						2	0	0.000	105	150	0.700	

Timing and Results provided by Tissot



## Results Table - Preliminary Round

결과표 - 조별리그

As of FRI 26 SEP 2014 at 18:55

Pool D																	
Rank	Team	Ranking Points	Matches			Results Details						Sets			Points		
			Played	Won	Lost	3-0	3-1	3-2	2-3	1-3	0-3	Won	Lost	Ratio	Won	Lost	Ratio
1	CHN	9	3	3	0	3						9	0	MAX	225	131	1.718
2	THA	6	3	2	1	2					1	6	3	2.000	207	181	1.144
3	MYA	0	2	0	2						2	0	6	0.000	92	150	0.613
4	TKM	0	2	0	2						2	0	6	0.000	88	150	0.587

**LEGEND**

**MAX** Ratio with no points or sets lost      **Ratio** Ratio of points or sets won/lost

Timing and Results provided by Tissot





## Teams Ranking by Skills


스킬별 팀 순위

As of FRI 26 SEP 2014 at 18:45

P6

Scoring Spike	Rk	Name	Spikes	Faults	Shots	Total Attempts	Eff %
	1	CHN - China	109	14	63	186	51.08
	2	THA - Thailand	129	36	57	222	41.89
	3	IRI - Iran	92	27	47	166	39.16
	4	JPN - Japan	131	35	85	251	38.25
	5	IND - India	128	34	93	255	36.86
	6	QAT - Qatar	83	24	54	161	36.65
	7	KOR - Republic of Korea	80	31	40	151	32.45
	8	KUW - Kuwait	115	40	102	257	29.18
	9	PAK - Pakistan	118	48	84	250	28.00
	10	KAZ - Kazakhstan	126	52	103	281	26.33
	11	KSA - Saudi Arabia	105	45	81	231	25.97
	12	TPE - Chinese Taipei	134	61	92	287	25.44
	13	HKG - Hong Kong, China	116	51	106	273	23.81
	14	MDV - Maldives	64	35	51	150	19.33
	15	MYA - Myanmar	52	45	50	147	4.76
	16	TKM - Turkmenistan	51	46	51	148	3.38
<b>Tournament Totals</b>			1633	624	1159	3416	29.54

Scoring Block	Rk	Name	Kill Blocks	Faults	Rebounds	Total Attempts	Avg by Set
	1	QAT - Qatar	26	29	25	80	4.33
	2	CHN - China	28	45	31	104	3.11
	3	IND - India	24	63	51	138	2.40
	3	KUW - Kuwait	24	49	60	133	2.40
	3	JPN - Japan	24	45	45	114	2.40
	6	KAZ - Kazakhstan	24	53	47	124	2.18
	7	THA - Thailand	18	50	39	107	2.00
	8	KOR - Republic of Korea	11	23	28	62	1.83
	9	HKG - Hong Kong, China	17	43	34	94	1.70
	10	KSA - Saudi Arabia	15	46	35	96	1.67
	11	MYA - Myanmar	9	30	10	49	1.50
	12	TPE - Chinese Taipei	15	62	39	116	1.36
	13	IRI - Iran	7	27	28	62	1.17
	14	PAK - Pakistan	9	46	35	90	1.00
	14	MDV - Maldives	6	29	14	49	1.00
	16	TKM - Turkmenistan	5	24	16	45	0.83
<b>Tournament Totals</b>			262	664	537	1463	3.91

Scoring Service	Rk	Name	Aces	Faults	Serve Hits	Total Attempts	Avg by Set
	1	IRI - Iran	18	18	110	146	3.00
	2	CHN - China	22	28	169	219	2.44
	3	JPN - Japan	18	36	189	243	1.80
	4	KUW - Kuwait	17	29	175	221	1.70
	5	IND - India	15	14	205	234	1.50
	5	KOR - Republic of Korea	9	27	115	151	1.50
	7	TPE - Chinese Taipei	15	29	179	223	1.36
	8	QAT - Qatar	7	19	119	145	1.17
	9	HKG - Hong Kong, China	10	27	162	199	1.00
	10	MDV - Maldives	5	16	89	110	0.83
	10	MYA - Myanmar	5	12	80	97	0.83
	12	PAK - Pakistan	7	40	141	188	0.78
	13	THA - Thailand	6	27	171	204	0.67
	14	KAZ - Kazakhstan	5	38	192	235	0.45
	15	KSA - Saudi Arabia	4	33	152	189	0.44

Timing and Results provided by Tissot




## Teams Ranking by Skills

스킬별 팀 순위

As of FRI 26 SEP 2014 at 18:45

P6

Scoring Service	Rk	Name	Aces	Faults	Serve Hits	Total Attempts	Avg by Set
	16	TKM - Turkmenistan	1	11	79	91	0.17
	<b>Tournament Totals</b>		164	404	2327	2895	2.45





## Teams Ranking by Skills


스킬별 팀 순위

As of FRI 26 SEP 2014 at 18:45

P6

Non-Scoring Dig	Rk	Name	Digs	Faults	Receptions	Total Attempts	Avg by Set
	1	QAT - Qatar	16	17	55	88	2.67
	2	KOR - Republic of Korea	13	12	56	81	2.17
	3	JPN - Japan	14	26	111	151	1.40
	4	TPE - Chinese Taipei	15	40	88	143	1.36
	5	HKG - Hong Kong, China	12	33	87	132	1.20
	6	IRI - Iran	7	12	66	85	1.17
	7	IND - India	11	38	108	157	1.10
	8	KAZ - Kazakhstan	12	35	99	146	1.09
	9	KUW - Kuwait	10	37	100	147	1.00
	9	KSA - Saudi Arabia	9	31	77	117	1.00
	9	PAK - Pakistan	9	23	83	115	1.00
	12	THA - Thailand	8	31	93	132	0.89
	13	CHN - China	7	19	71	97	0.78
	14	MDV - Maldives	4	26	55	85	0.67
	15	MYA - Myanmar	3	19	48	70	0.50
	16	TKM - Turkmenistan	2	19	50	71	0.33
<b>Tournament Totals</b>			152	418	1247	1817	2.27

Non-Scoring Set	Rk	Name	Running Sets	Faults	Still Sets	Total Attempts	Avg by Set
	1	THA - Thailand	121	3	90	214	13.44
	2	QAT - Qatar	79	1	79	159	13.17
	2	IRI - Iran	79	-	73	152	13.17
	4	KOR - Republic of Korea	76	-	73	149	12.67
	5	JPN - Japan	124	1	119	244	12.40
	6	PAK - Pakistan	111	4	124	239	12.33
	7	IND - India	121	3	121	245	12.10
	8	TPE - Chinese Taipei	127	3	152	282	11.55
	9	CHN - China	100	2	72	174	11.11
	10	KUW - Kuwait	109	8	139	256	10.90
	11	KSA - Saudi Arabia	97	3	117	217	10.78
	12	KAZ - Kazakhstan	117	3	149	269	10.64
	13	HKG - Hong Kong, China	106	4	147	257	10.60
	14	MDV - Maldives	62	2	85	149	10.33
	15	MYA - Myanmar	50	1	88	139	8.33
	16	TKM - Turkmenistan	49	3	89	141	8.17
<b>Tournament Totals</b>			1528	41	1717	3286	22.81

Non-Scoring Reception	Rk	Name	Excellents	Faults	Serve Receptions	Total Attempts	Succ %
	1	KOR - Republic of Korea	47	2	46	95	49.47
	2	IRI - Iran	49	8	43	100	49.00
	3	JPN - Japan	70	10	66	146	47.95
	4	CHN - China	54	4	55	113	47.79
	5	PAK - Pakistan	87	11	89	187	46.52
	6	TPE - Chinese Taipei	95	10	106	211	45.02
	7	HKG - Hong Kong, China	87	21	91	199	43.72
	8	KAZ - Kazakhstan	84	19	98	201	41.79
	9	IND - India	70	10	89	169	41.42
	10	KSA - Saudi Arabia	66	13	87	166	39.76
	11	KUW - Kuwait	72	8	103	183	39.34
	12	QAT - Qatar	42	4	61	107	39.25
	13	THA - Thailand	55	8	88	151	36.42
	14	MYA - Myanmar	39	10	72	121	32.23
	15	MDV - Maldives	37	9	75	121	30.58

Timing and Results provided by Tissot






## Teams Ranking by Skills

스킬별 팀 순위

As of FRI 26 SEP 2014 at 18:45

P6

Non-Scoring Reception	Rk	Name	Excellents	Faults	Serve Receptions	Total Attempts	Succ %
	16	TKM - Turkmenistan	36	11	77	124	29.03
	<b>Tournament Totals</b>		990	158	1246	2394	41.35

LEGEND		Eff%		Rk		Succ%	
Avg	Average	Eff%	Efficiency	Rk	Rank	Succ%	Success %

Timing and Results provided by Tissot





## Cumulative Statistics by Skills


스킬별 누적통계

IND - India

AFTER 3 MATCHES

Scoring Spike	No	Name	Spikes	Faults	Shots	Total Attempts	Eff %	
	1	GOVINDARAJAN RAMAKRISHNAN Vaishnav	9	-	6	15	60.00	
	3	MANDEEP Singh	-	-	7	7	0.00	
	4	RANJIT Singh	-	1	1	2	0.00	
	6	CHARLES Jerome Vinith	-	-	-	-	0.00	
	10	KHOIWAL Dilip	2	1	1	4	25.00	
	12	NAVJIT Singh	13	2	9	24	45.83	
	13	PRABAGARAN	25	9	15	49	32.65	
	14	SIVASUBRAMANIAN Kanagaraj	-	-	-	-	0.00	
	16	MOHAN Ukkrapandian	3	-	2	5	60.00	
	17	GURINDER Singh	32	12	27	71	28.17	
	18	MANIDURAI Naveen Raja Jacob	24	7	18	49	34.69	
	19	KATARIYA Lavmeet	20	2	7	29	62.07	
	<b>Team Totals</b>			128	34	93	255	36.86

Scoring Block	No	Name	Kill Blocks	Faults	Rebounds	Total Attempts	Avg by Set	
	1	GOVINDARAJAN RAMAKRISHNAN Vaishnav	5	6	3	14	0.50	
	3	MANDEEP Singh	-	4	-	4	0.00	
	4	RANJIT Singh	2	7	5	14	0.20	
	6	CHARLES Jerome Vinith	-	1	-	1	0.00	
	10	KHOIWAL Dilip	-	-	-	-	0.00	
	12	NAVJIT Singh	3	9	5	17	0.30	
	13	PRABAGARAN	4	8	7	19	0.40	
	14	SIVASUBRAMANIAN Kanagaraj	-	-	1	1	0.00	
	16	MOHAN Ukkrapandian	1	6	6	13	0.10	
	17	GURINDER Singh	1	7	6	14	0.10	
	18	MANIDURAI Naveen Raja Jacob	2	7	6	15	0.20	
	19	KATARIYA Lavmeet	6	8	12	26	0.60	
	<b>Team Totals</b>			24	63	51	138	2.40

Scoring Service	No	Name	Aces	Faults	Serve Hits	Total Attempts	Avg by Set	
	1	GOVINDARAJAN RAMAKRISHNAN Vaishnav	-	1	18	19	0.00	
	3	MANDEEP Singh	-	1	5	6	0.00	
	4	RANJIT Singh	1	2	12	15	0.10	
	6	CHARLES Jerome Vinith	-	1	2	3	0.00	
	10	KHOIWAL Dilip	-	3	2	5	0.00	
	12	NAVJIT Singh	3	1	31	35	0.30	
	13	PRABAGARAN	3	-	36	39	0.30	
	14	SIVASUBRAMANIAN Kanagaraj	-	-	-	-	0.00	
	16	MOHAN Ukkrapandian	2	-	32	34	0.20	
	17	GURINDER Singh	1	2	33	36	0.10	
	18	MANIDURAI Naveen Raja Jacob	3	3	19	25	0.30	
	19	KATARIYA Lavmeet	2	-	15	17	0.20	
	<b>Team Totals</b>			15	14	205	234	1.50

Team	Opponent Errors & Team Faults	68	2
------	-------------------------------	----	---





## Cumulative Statistics by Skills


스킬별 누적통계

IND - India

AFTER 3 MATCHES

Non-Scoring Dig	No	Name	Digs	Faults	Receptions	Total Attempts	Avg by Set
	1	GOVINDARAJAN RAMAKRISHNAN Vaishnav	-	3	2	5	0.00
	3	MANDEEP Singh	1	-	5	6	0.10
	4	RANJIT Singh	-	3	3	6	0.00
	6	CHARLES Jerome Vinith	-	-	1	1	0.00
	10	KHOIWAL Dilip	-	1	4	5	0.00
	12	NAVJIT Singh	-	2	5	7	0.00
	13	PRABAGARAN	2	5	12	19	0.20
	14	SIVASUBRAMANIAN Kanagaraj	5	16	24	45	0.50
	16	MOHAN Ukkrapandian	-	1	8	9	0.00
	17	GURINDER Singh	2	2	22	26	0.20
	18	MANIDURAI Naveen Raja Jacob	1	5	19	25	0.10
19	KATARIYA Lavmeet	-	-	3	3	0.00	
<b>Team Totals</b>			11	38	108	157	1.10

Non-Scoring Set	No	Name	Running Sets	Faults	Still Sets	Total Attempts	Avg by Set
	1	GOVINDARAJAN RAMAKRISHNAN Vaishnav	1	-	-	1	0.10
	3	MANDEEP Singh	-	-	1	1	0.00
	4	RANJIT Singh	40	1	46	87	4.00
	6	CHARLES Jerome Vinith	-	-	-	-	0.00
	10	KHOIWAL Dilip	-	-	-	-	0.00
	12	NAVJIT Singh	1	-	4	5	0.10
	13	PRABAGARAN	4	-	3	7	0.40
	14	SIVASUBRAMANIAN Kanagaraj	2	-	2	4	0.20
	16	MOHAN Ukkrapandian	71	2	59	132	7.10
	17	GURINDER Singh	1	-	2	3	0.10
	18	MANIDURAI Naveen Raja Jacob	-	-	3	3	0.00
19	KATARIYA Lavmeet	1	-	1	2	0.10	
<b>Team Totals</b>			121	3	121	245	12.10

Non-Scoring Reception	No	Name	Excellents	Faults	Serve Receptions	Total Attempts	Succ %
	1	GOVINDARAJAN RAMAKRISHNAN Vaishnav	-	-	-	-	0.00
	3	MANDEEP Singh	2	-	9	11	18.18
	4	RANJIT Singh	-	-	-	-	0.00
	6	CHARLES Jerome Vinith	-	-	-	-	0.00
	10	KHOIWAL Dilip	3	-	6	9	33.33
	12	NAVJIT Singh	-	-	1	1	0.00
	13	PRABAGARAN	26	2	28	56	46.43
	14	SIVASUBRAMANIAN Kanagaraj	19	7	19	45	42.22
	16	MOHAN Ukkrapandian	-	-	-	-	0.00
	17	GURINDER Singh	-	-	1	1	0.00
	18	MANIDURAI Naveen Raja Jacob	20	1	25	46	43.48
19	KATARIYA Lavmeet	-	-	-	-	0.00	
<b>Team Totals</b>			70	10	89	169	41.42

LEGEND			
Avg	Eff%	Succ%	
Average	Efficiency	Success %	

Timing and Results provided by Tissot





## Cumulative Statistics by Skills


스킬별 누적통계

IRI - Iran

AFTER 2 MATCHES

Scoring Spike	No	Name	Spikes	Faults	Shots	Total Attempts	Eff %	
	1	MAHMOUDI KHATOUNABADI Shahram	34	11	16	61	37.70	
	2	EBADIPOUR GHARAHASSANLOU Milad	23	8	8	39	38.46	
	4	MAROUFLAKRANI Mirsaeid	2	-	1	3	66.67	
	5	GHAEMI Farhad	-	-	-	-	0.00	
	6	MOUSAVI ERAGHI Seyed Mohammad	-	-	-	-	0.00	
	7	FAYAZI DAMNABI Pourya	19	4	15	38	39.47	
	8	ZARIF AHANGARAN VARZANDEH Farhad	-	-	-	-	0.00	
	9	GHOLAMI Adel	6	1	1	8	62.50	
	10	GHAFOUR Amir	-	-	-	-	0.00	
	12	MIRZAJANPOURMOUZIRAJI Mojtaba	-	-	-	-	0.00	
	13	MAHDAVI Mehdi	2	1	1	4	25.00	
	15	TASHAKORI Armin	6	2	5	13	30.77	
	<b>Team Totals</b>			92	27	47	166	39.16

Scoring Block	No	Name	Kill Blocks	Faults	Rebounds	Total Attempts	Avg by Set	
	1	MAHMOUDI KHATOUNABADI Shahram	2	3	3	8	0.33	
	2	EBADIPOUR GHARAHASSANLOU Milad	3	2	3	8	0.50	
	4	MAROUFLAKRANI Mirsaeid	-	-	1	1	0.00	
	5	GHAEMI Farhad	-	-	-	-	0.00	
	6	MOUSAVI ERAGHI Seyed Mohammad	-	-	-	-	0.00	
	7	FAYAZI DAMNABI Pourya	1	3	6	10	0.17	
	8	ZARIF AHANGARAN VARZANDEH Farhad	-	-	-	-	0.00	
	9	GHOLAMI Adel	1	8	6	15	0.17	
	10	GHAFOUR Amir	-	-	-	-	0.00	
	12	MIRZAJANPOURMOUZIRAJI Mojtaba	-	-	-	-	0.00	
	13	MAHDAVI Mehdi	-	4	1	5	0.00	
	15	TASHAKORI Armin	-	7	8	15	0.00	
	<b>Team Totals</b>			7	27	28	62	1.17

Scoring Service	No	Name	Aces	Faults	Serve Hits	Total Attempts	Avg by Set	
	1	MAHMOUDI KHATOUNABADI Shahram	3	1	10	14	0.50	
	2	EBADIPOUR GHARAHASSANLOU Milad	3	4	23	30	0.50	
	4	MAROUFLAKRANI Mirsaeid	-	-	3	3	0.00	
	5	GHAEMI Farhad	-	1	-	1	0.00	
	6	MOUSAVI ERAGHI Seyed Mohammad	-	-	-	-	0.00	
	7	FAYAZI DAMNABI Pourya	5	7	8	20	0.83	
	8	ZARIF AHANGARAN VARZANDEH Farhad	-	-	-	-	0.00	
	9	GHOLAMI Adel	3	2	20	25	0.50	
	10	GHAFOUR Amir	-	-	-	-	0.00	
	12	MIRZAJANPOURMOUZIRAJI Mojtaba	-	-	-	-	0.00	
	13	MAHDAVI Mehdi	2	-	31	33	0.33	
	15	TASHAKORI Armin	2	3	15	20	0.33	
	<b>Team Totals</b>			18	18	110	146	3.00

<b>Team</b>	<b>Opponent Errors &amp; Team Faults</b>	33
-------------	--	----





## Cumulative Statistics by Skills


스킬별 누적통계

IRI - Iran

AFTER 2 MATCHES

Non-Scoring Dig	No	Name	Digs	Faults	Receptions	Total Attempts	Avg by Set	
	1	MAHMOUDI KHATOUNABADI Shahram	-	-	12	12	0.00	
	2	EBADIPOUR GHARAHASSANLOU Milad	1	3	9	13	0.17	
	4	MAROUFLAKRANI Mirsaeid	-	1	2	3	0.00	
	5	GHAEMI Farhad	-	-	-	-	0.00	
	6	MOUSAVI ERAGHI Seyed Mohammad	-	-	-	-	0.00	
	7	FAYAZI DAMNABI Pourya	1	2	13	16	0.17	
	8	ZARIF AHANGARAN VARZANDEH Farhad	3	4	14	21	0.50	
	9	GHOLAMI Adel	-	-	4	4	0.00	
	10	GHAFOUR Amir	-	-	-	-	0.00	
	12	MIRZAJANPOURMOUZIRAJI Mojtaba	-	-	-	-	0.00	
	13	MAHDAVI Mehdi	2	2	8	12	0.33	
	15	TASHAKORI Armin	-	-	4	4	0.00	
	<b>Team Totals</b>			7	12	66	85	1.17

Non-Scoring Set	No	Name	Running Sets	Faults	Still Sets	Total Attempts	Avg by Set	
	1	MAHMOUDI KHATOUNABADI Shahram	1	-	-	1	0.17	
	2	EBADIPOUR GHARAHASSANLOU Milad	1	-	1	2	0.17	
	4	MAROUFLAKRANI Mirsaeid	16	-	9	25	2.67	
	5	GHAEMI Farhad	-	-	-	-	0.00	
	6	MOUSAVI ERAGHI Seyed Mohammad	-	-	-	-	0.00	
	7	FAYAZI DAMNABI Pourya	-	-	7	7	0.00	
	8	ZARIF AHANGARAN VARZANDEH Farhad	-	-	6	6	0.00	
	9	GHOLAMI Adel	-	-	7	7	0.00	
	10	GHAFOUR Amir	-	-	-	-	0.00	
	12	MIRZAJANPOURMOUZIRAJI Mojtaba	-	-	-	-	0.00	
	13	MAHDAVI Mehdi	60	-	42	102	10.00	
	15	TASHAKORI Armin	1	-	1	2	0.17	
	<b>Team Totals</b>			79	-	73	152	13.17

Non-Scoring Reception	No	Name	Excellents	Faults	Serve Receptions	Total Attempts	Succ %	
	1	MAHMOUDI KHATOUNABADI Shahram	-	-	-	-	0.00	
	2	EBADIPOUR GHARAHASSANLOU Milad	21	3	16	40	52.50	
	4	MAROUFLAKRANI Mirsaeid	-	-	-	-	0.00	
	5	GHAEMI Farhad	-	-	-	-	0.00	
	6	MOUSAVI ERAGHI Seyed Mohammad	-	-	-	-	0.00	
	7	FAYAZI DAMNABI Pourya	11	1	15	27	40.74	
	8	ZARIF AHANGARAN VARZANDEH Farhad	17	2	12	31	54.84	
	9	GHOLAMI Adel	-	1	-	1	0.00	
	10	GHAFOUR Amir	-	-	-	-	0.00	
	12	MIRZAJANPOURMOUZIRAJI Mojtaba	-	-	-	-	0.00	
	13	MAHDAVI Mehdi	-	-	-	-	0.00	
	15	TASHAKORI Armin	-	1	-	1	0.00	
	<b>Team Totals</b>			49	8	43	100	49.00

LEGEND			
Avg	Eff%	Succ%	
Average	Efficiency	Success %	

Timing and Results provided by Tissot





## Cumulative Statistics by Skills


스킬별 누적통계

KAZ - Kazakhstan

AFTER 3 MATCHES

Scoring Spike	No	Name	Spikes	Faults	Shots	Total Attempts	Eff %
	2	KUZNETSOV Anton	-	-	-	-	0.00
	3	YUDIN Anton	18	1	15	34	50.00
	4	STOLNIKOV Alexandr	3	-	1	4	75.00
	5	KUZNETSOV Sergey	-	-	-	-	0.00
	6	BAIBEKOV Kairat	-	-	-	-	0.00
	7	GORBATKOV Dmitriy	-	1	2	3	0.00
	8	GABDULIN Kanat	1	1	-	2	0.00
	9	IMANGALIYEV Marat	24	16	26	66	12.12
	12	KADIRKHANOV Nodirkhan	14	4	6	24	41.67
	17	RADKEVICH Sergey	27	12	20	59	25.42
	18	VORIVODIN Vitaliy	28	10	22	60	30.00
19	MAMEDOV Maxim	11	7	11	29	13.79	
<b>Team Totals</b>			126	52	103	281	26.33

Scoring Block	No	Name	Kill Blocks	Faults	Rebounds	Total Attempts	Avg by Set
	2	KUZNETSOV Anton	-	-	-	-	0.00
	3	YUDIN Anton	6	11	19	36	0.55
	4	STOLNIKOV Alexandr	1	-	-	1	0.09
	5	KUZNETSOV Sergey	-	-	-	-	0.00
	6	BAIBEKOV Kairat	-	-	-	-	0.00
	7	GORBATKOV Dmitriy	1	-	-	1	0.09
	8	GABDULIN Kanat	1	2	4	7	0.09
	9	IMANGALIYEV Marat	4	13	7	24	0.36
	12	KADIRKHANOV Nodirkhan	5	14	8	27	0.45
	17	RADKEVICH Sergey	3	4	6	13	0.27
	18	VORIVODIN Vitaliy	3	8	-	11	0.27
19	MAMEDOV Maxim	-	1	3	4	0.00	
<b>Team Totals</b>			24	53	47	124	2.18

Scoring Service	No	Name	Aces	Faults	Serve Hits	Total Attempts	Avg by Set
	2	KUZNETSOV Anton	-	-	-	-	0.00
	3	YUDIN Anton	2	12	30	44	0.18
	4	STOLNIKOV Alexandr	-	-	7	7	0.00
	5	KUZNETSOV Sergey	-	-	-	-	0.00
	6	BAIBEKOV Kairat	-	-	-	-	0.00
	7	GORBATKOV Dmitriy	-	-	1	1	0.00
	8	GABDULIN Kanat	-	4	46	50	0.00
	9	IMANGALIYEV Marat	2	1	27	30	0.18
	12	KADIRKHANOV Nodirkhan	-	9	20	29	0.00
	17	RADKEVICH Sergey	1	4	14	19	0.09
	18	VORIVODIN Vitaliy	-	6	37	43	0.00
19	MAMEDOV Maxim	-	2	10	12	0.00	
<b>Team Totals</b>			5	38	192	235	0.45

Team	Opponent Errors & Team Faults	75	3
------	-------------------------------	----	---






## Cumulative Statistics by Skills


스킬별 누적통계

KAZ - Kazakhstan

AFTER 3 MATCHES

Non-Scoring Dig


No	Name	Digs	Faults	Receptions	Total Attempts	Avg by Set
2	KUZNETSOV Anton	-	-	-	-	0.00
3	YUDIN Anton	1	1	4	6	0.09
4	STOLNIKOV Alexandr	-	1	2	3	0.00
5	KUZNETSOV Sergey	-	-	-	-	0.00
6	BAIBEKOV Kairat	5	10	19	34	0.45
7	GORBATKOV Dmitriy	-	1	2	3	0.00
8	GABDULIN Kanat	3	4	14	21	0.27
9	IMANGALIYEV Marat	1	4	21	26	0.09
12	KADIRKHANOV Nodirkhan	1	1	6	8	0.09
17	RADKEVICH Sergey	-	3	9	12	0.00
18	VORIVODIN Vitaliy	1	9	20	30	0.09
19	MAMEDOV Maxim	-	1	2	3	0.00
<b>Team Totals</b>		12	35	99	146	1.09

Non-Scoring Set


No	Name	Running Sets	Faults	Still Sets	Total Attempts	Avg by Set
2	KUZNETSOV Anton	-	-	-	-	0.00
3	YUDIN Anton	1	-	7	8	0.09
4	STOLNIKOV Alexandr	-	-	1	1	0.00
5	KUZNETSOV Sergey	-	-	-	-	0.00
6	BAIBEKOV Kairat	3	-	10	13	0.27
7	GORBATKOV Dmitriy	1	-	-	1	0.09
8	GABDULIN Kanat	106	3	120	229	9.64
9	IMANGALIYEV Marat	2	-	3	5	0.18
12	KADIRKHANOV Nodirkhan	-	-	1	1	0.00
17	RADKEVICH Sergey	1	-	3	4	0.09
18	VORIVODIN Vitaliy	2	-	4	6	0.18
19	MAMEDOV Maxim	1	-	-	1	0.09
<b>Team Totals</b>		117	3	149	269	10.64

Non-Scoring Reception


No	Name	Excellents	Faults	Serve Receptions	Total Attempts	Succ %
2	KUZNETSOV Anton	-	-	-	-	0.00
3	YUDIN Anton	-	-	-	-	0.00
4	STOLNIKOV Alexandr	1	2	6	9	11.11
5	KUZNETSOV Sergey	-	-	-	-	0.00
6	BAIBEKOV Kairat	36	4	17	57	63.16
7	GORBATKOV Dmitriy	1	1	7	9	11.11
8	GABDULIN Kanat	-	1	1	2	0.00
9	IMANGALIYEV Marat	24	5	26	55	43.64
12	KADIRKHANOV Nodirkhan	-	1	-	1	0.00
17	RADKEVICH Sergey	-	1	2	3	0.00
18	VORIVODIN Vitaliy	22	4	39	65	33.85
19	MAMEDOV Maxim	-	-	-	-	0.00
<b>Team Totals</b>		84	19	98	201	41.79

LEGEND			
Avg	Eff%	Succ%	
Average	Efficiency	Success %	

Timing and Results provided by Tissot





### Cumulative Statistics by Skills


스킬별 누적통계

KSA - Saudi Arabia

AFTER 3 MATCHES

Scoring Spike	No	Name	Spikes	Faults	Shots	Total Attempts	Eff %	
	2	ALJAHANI Majed Mohammed S	17	4	12	33	39.39	
	3	ALBAKHET Ahmed Abdulrahman M	22	8	20	50	28.00	
	4	ALBAKHEET Nawaf Abdulrahman M	23	11	17	51	23.53	
	7	ALNAJRANI Omar Mansour S	14	13	10	37	2.70	
	9	ALKHAWAHER Dhia Ali A	1	2	1	4	0.00	
	10	ALGHAMDI Ayman Ahmad Y	-	-	-	-	0.00	
	12	ALMUTAIRI Muwffaq Masoud S	3	-	2	5	60.00	
	13	ALMABADI Ahmed Masoud M	2	1	2	5	20.00	
	14	ALDOSSARI Thamer Abdullah S	-	-	-	-	0.00	
	15	ALKHAIBARY Esmael Abdullah A	7	3	6	16	25.00	
	17	MAJRASHI Ibrahim Ali A	7	1	9	17	35.29	
	18	ALKHALDI Abdulaziz Fahad S	9	2	2	13	53.85	
	<b>Team Totals</b>			105	45	81	231	25.97

Scoring Block	No	Name	Kill Blocks	Faults	Rebounds	Total Attempts	Avg by Set	
	2	ALJAHANI Majed Mohammed S	1	2	2	5	0.11	
	3	ALBAKHET Ahmed Abdulrahman M	6	6	4	16	0.67	
	4	ALBAKHEET Nawaf Abdulrahman M	-	9	6	15	0.00	
	7	ALNAJRANI Omar Mansour S	1	1	3	5	0.11	
	9	ALKHAWAHER Dhia Ali A	-	-	-	-	0.00	
	10	ALGHAMDI Ayman Ahmad Y	-	-	-	-	0.00	
	12	ALMUTAIRI Muwffaq Masoud S	1	7	5	13	0.11	
	13	ALMABADI Ahmed Masoud M	-	3	-	3	0.00	
	14	ALDOSSARI Thamer Abdullah S	-	-	-	-	0.00	
	15	ALKHAIBARY Esmael Abdullah A	1	6	7	14	0.11	
	17	MAJRASHI Ibrahim Ali A	1	3	1	5	0.11	
	18	ALKHALDI Abdulaziz Fahad S	4	9	7	20	0.44	
	<b>Team Totals</b>			15	46	35	96	1.67

Scoring Service	No	Name	Aces	Faults	Serve Hits	Total Attempts	Avg by Set	
	2	ALJAHANI Majed Mohammed S	-	1	12	13	0.00	
	3	ALBAKHET Ahmed Abdulrahman M	2	5	29	36	0.22	
	4	ALBAKHEET Nawaf Abdulrahman M	1	7	19	27	0.11	
	7	ALNAJRANI Omar Mansour S	-	2	16	18	0.00	
	9	ALKHAWAHER Dhia Ali A	-	-	1	1	0.00	
	10	ALGHAMDI Ayman Ahmad Y	-	-	-	-	0.00	
	12	ALMUTAIRI Muwffaq Masoud S	1	5	17	23	0.11	
	13	ALMABADI Ahmed Masoud M	-	2	2	4	0.00	
	14	ALDOSSARI Thamer Abdullah S	-	1	3	4	0.00	
	15	ALKHAIBARY Esmael Abdullah A	-	4	14	18	0.00	
	17	MAJRASHI Ibrahim Ali A	-	2	21	23	0.00	
	18	ALKHALDI Abdulaziz Fahad S	-	4	18	22	0.00	
	<b>Team Totals</b>			4	33	152	189	0.44


<b>Team</b>	<b>Opponent Errors &amp; Team Faults</b>	60	2
-------------	--	----	---


### Cumulative Statistics by Skills


스킬별 누적통계

KSA - Saudi Arabia

AFTER 3 MATCHES

Non-Scoring Dig	No	Name	Digs	Faults	Receptions	Total Attempts	Avg by Set	
	2	ALJAHANI Majed Mohammed S	-	1	6	7	0.00	
	3	ALBAKHET Ahmed Abdulrahman M	1	1	15	17	0.11	
	4	ALBAKHEET Nawaf Abdulrahman M	1	5	10	16	0.11	
	7	ALNAJRANI Omar Mansour S	-	2	2	4	0.00	
	9	ALKHAWAHER Dhia Ali A	-	1	1	2	0.00	
	10	ALGHAMDI Ayman Ahmad Y	5	6	20	31	0.56	
	12	ALMUTAIRI Muwffaq Masoud S	-	5	11	16	0.00	
	13	ALMABADI Ahmed Masoud M	-	2	2	4	0.00	
	14	ALDOSSARI Thamer Abdullah S	-	1	-	1	0.00	
	15	ALKHAIBARY Esmael Abdullah A	-	2	4	6	0.00	
	17	MAJRASHI Ibrahim Ali A	2	4	5	11	0.22	
	18	ALKHALDI Abdulaziz Fahad S	-	1	1	2	0.00	
	<b>Team Totals</b>			9	31	77	117	1.00

Non-Scoring Set	No	Name	Running Sets	Faults	Still Sets	Total Attempts	Avg by Set	
	2	ALJAHANI Majed Mohammed S	1	-	-	1	0.11	
	3	ALBAKHET Ahmed Abdulrahman M	-	-	2	2	0.00	
	4	ALBAKHEET Nawaf Abdulrahman M	-	-	3	3	0.00	
	7	ALNAJRANI Omar Mansour S	2	-	1	3	0.22	
	9	ALKHAWAHER Dhia Ali A	-	-	-	-	0.00	
	10	ALGHAMDI Ayman Ahmad Y	1	-	3	4	0.11	
	12	ALMUTAIRI Muwffaq Masoud S	85	-	84	169	9.44	
	13	ALMABADI Ahmed Masoud M	-	-	-	-	0.00	
	14	ALDOSSARI Thamer Abdullah S	5	2	20	27	0.56	
	15	ALKHAIBARY Esmael Abdullah A	1	1	1	3	0.11	
	17	MAJRASHI Ibrahim Ali A	-	-	2	2	0.00	
	18	ALKHALDI Abdulaziz Fahad S	2	-	1	3	0.22	
	<b>Team Totals</b>			97	3	117	217	10.78

Non-Scoring Reception	No	Name	Excellents	Faults	Serve Receptions	Total Attempts	Succ %	
	2	ALJAHANI Majed Mohammed S	11	2	11	24	45.83	
	3	ALBAKHET Ahmed Abdulrahman M	15	1	23	39	38.46	
	4	ALBAKHEET Nawaf Abdulrahman M	-	2	-	2	0.00	
	7	ALNAJRANI Omar Mansour S	9	3	27	39	23.08	
	9	ALKHAWAHER Dhia Ali A	2	1	4	7	28.57	
	10	ALGHAMDI Ayman Ahmad Y	28	3	20	51	54.90	
	12	ALMUTAIRI Muwffaq Masoud S	-	-	-	-	0.00	
	13	ALMABADI Ahmed Masoud M	-	-	-	-	0.00	
	14	ALDOSSARI Thamer Abdullah S	-	-	1	1	0.00	
	15	ALKHAIBARY Esmael Abdullah A	-	-	1	1	0.00	
	17	MAJRASHI Ibrahim Ali A	1	-	-	1	100.00	
	18	ALKHALDI Abdulaziz Fahad S	-	1	-	1	0.00	
	<b>Team Totals</b>			66	13	87	166	39.76

LEGEND			
Avg	Eff%	Succ%	
Average	Efficiency	Success %	

Timing and Results provided by Tissot





### Cumulative Statistics by Skills


스킬별 누적통계

PAK - Pakistan

AFTER 3 MATCHES

Scoring Spike	No	Name	Spikes	Faults	Shots	Total Attempts	Eff %	
	1	RASOOL Mohib	15	3	14	32	37.50	
	3	RAZA Mubashir	4	3	3	10	10.00	
	4	NAQVI Syed Shujah Abbas	11	3	6	20	40.00	
	5	NADEEM Asif	3	-	2	5	60.00	
	6	ALI Akhtar	-	-	-	-	0.00	
	7	KHAN Muhammad Ismail	19	7	9	35	34.29	
	8	KHAN Aimal	11	4	8	23	30.43	
	9	KHAN Nasir	12	7	13	32	15.63	
	10	AHMED Naseer	40	20	26	86	23.26	
	12	SULTAN Imran	-	-	-	-	0.00	
	15	JEHAN Murad	1	1	2	4	0.00	
	17	IDREES Muhammad	2	-	1	3	66.67	
	<b>Team Totals</b>			118	48	84	250	28.00

Scoring Block	No	Name	Kill Blocks	Faults	Rebounds	Total Attempts	Avg by Set	
	1	RASOOL Mohib	5	6	6	17	0.56	
	3	RAZA Mubashir	-	2	2	4	0.00	
	4	NAQVI Syed Shujah Abbas	-	7	2	9	0.00	
	5	NADEEM Asif	-	5	5	10	0.00	
	6	ALI Akhtar	-	1	1	2	0.00	
	7	KHAN Muhammad Ismail	1	7	7	15	0.11	
	8	KHAN Aimal	-	1	1	2	0.00	
	9	KHAN Nasir	1	7	4	12	0.11	
	10	AHMED Naseer	1	7	5	13	0.11	
	12	SULTAN Imran	-	-	-	-	0.00	
	15	JEHAN Murad	1	1	-	2	0.11	
	17	IDREES Muhammad	-	2	2	4	0.00	
	<b>Team Totals</b>			9	46	35	90	1.00

Scoring Service	No	Name	Aces	Faults	Serve Hits	Total Attempts	Avg by Set	
	1	RASOOL Mohib	-	7	23	30	0.00	
	3	RAZA Mubashir	-	3	8	11	0.00	
	4	NAQVI Syed Shujah Abbas	2	5	16	23	0.22	
	5	NADEEM Asif	1	1	23	25	0.11	
	6	ALI Akhtar	-	1	2	3	0.00	
	7	KHAN Muhammad Ismail	2	6	17	25	0.22	
	8	KHAN Aimal	-	2	7	9	0.00	
	9	KHAN Nasir	1	5	24	30	0.11	
	10	AHMED Naseer	1	6	18	25	0.11	
	12	SULTAN Imran	-	-	-	-	0.00	
	15	JEHAN Murad	-	2	1	3	0.00	
	17	IDREES Muhammad	-	2	2	4	0.00	
	<b>Team Totals</b>			7	40	141	188	0.78

<b>Team</b>	<b>Opponent Errors &amp; Team Faults</b>	52	
-------------	--	----	--





## Cumulative Statistics by Skills


스킬별 누적통계

PAK - Pakistan

AFTER 3 MATCHES

Non-Scoring Dig	No	Name	Digs	Faults	Receptions	Total Attempts	Avg by Set
	1	RASOOL Mohib	-	2	4	6	0.00
	3	RAZA Mubashir	1	1	3	5	0.11
	4	NAQVI Syed Shujah Abbas	-	1	6	7	0.00
	5	NADEEM Asif	-	2	10	12	0.00
	6	ALI Akhtar	-	1	-	1	0.00
	7	KHAN Muhammad Ismail	1	2	13	16	0.11
	8	KHAN Aimal	-	-	4	4	0.00
	9	KHAN Nasir	-	2	10	12	0.00
	10	AHMED Naseer	-	1	11	12	0.00
	12	SULTAN Imran	7	8	21	36	0.78
	15	JEHAN Murad	-	2	1	3	0.00
	17	IDREES Muhammad	-	1	-	1	0.00
	<b>Team Totals</b>			9	23	83	115

Non-Scoring Set	No	Name	Running Sets	Faults	Still Sets	Total Attempts	Avg by Set
	1	RASOOL Mohib	4	-	5	9	0.44
	3	RAZA Mubashir	1	-	1	2	0.11
	4	NAQVI Syed Shujah Abbas	2	-	2	4	0.22
	5	NADEEM Asif	82	3	86	171	9.11
	6	ALI Akhtar	16	-	11	27	1.78
	7	KHAN Muhammad Ismail	1	-	3	4	0.11
	8	KHAN Aimal	-	-	1	1	0.00
	9	KHAN Nasir	1	-	5	6	0.11
	10	AHMED Naseer	2	1	3	6	0.22
	12	SULTAN Imran	2	-	4	6	0.22
	15	JEHAN Murad	-	-	1	1	0.00
	17	IDREES Muhammad	-	-	2	2	0.00
	<b>Team Totals</b>			111	4	124	239

Non-Scoring Reception	No	Name	Excellents	Faults	Serve Receptions	Total Attempts	Succ %
	1	RASOOL Mohib	1	-	1	2	50.00
	3	RAZA Mubashir	8	2	12	22	36.36
	4	NAQVI Syed Shujah Abbas	1	-	-	1	100.00
	5	NADEEM Asif	-	-	-	-	0.00
	6	ALI Akhtar	-	-	-	-	0.00
	7	KHAN Muhammad Ismail	32	3	40	75	42.67
	8	KHAN Aimal	-	-	-	-	0.00
	9	KHAN Nasir	20	1	18	39	51.28
	10	AHMED Naseer	1	-	1	2	50.00
	12	SULTAN Imran	21	5	17	43	48.84
	15	JEHAN Murad	3	-	-	3	100.00
	17	IDREES Muhammad	-	-	-	-	0.00
	<b>Team Totals</b>			87	11	89	187

LEGEND			
Avg	Eff%	Succ%	
Average	Efficiency	Success %	

Timing and Results provided by Tissot





### Cumulative Statistics by Skills


스킬별 누적통계

TPE - Chinese Taipei

AFTER 3 MATCHES

Scoring Spike	No	Name	Spikes	Faults	Shots	Total Attempts	Eff %
	2	CHANG Liang Hao	-	-	-	-	0.00
	3	LI Chia Hsuan	-	-	-	-	0.00
	6	HUANG Chun Ching	17	3	8	28	50.00
	7	LIU Hung Min	12	11	13	36	2.78
	9	CHIANG Tien Yu	13	2	12	27	40.74
	11	LU CHIANG Yao Chiang	-	-	-	-	0.00
	13	CHENG Ju Chien	-	-	-	-	0.00
	14	WANG Ming Chun	34	15	31	80	23.75
	15	HUANG Chin Feng	39	19	18	76	26.32
	16	LIN Yung Shun	-	-	-	-	0.00
	17	HUANG Pei Hung	1	-	-	1	100.00
	19	CHEN Chien Chen	18	11	10	39	17.95
	<b>Team Totals</b>			134	61	92	287

Scoring Block	No	Name	Kill Blocks	Faults	Rebounds	Total Attempts	Avg by Set
	2	CHANG Liang Hao	-	-	-	-	0.00
	3	LI Chia Hsuan	-	-	-	-	0.00
	6	HUANG Chun Ching	3	8	8	19	0.27
	7	LIU Hung Min	1	3	3	7	0.09
	9	CHIANG Tien Yu	5	14	8	27	0.45
	11	LU CHIANG Yao Chiang	-	-	-	-	0.00
	13	CHENG Ju Chien	-	1	6	7	0.00
	14	WANG Ming Chun	3	18	13	34	0.27
	15	HUANG Chin Feng	2	9	1	12	0.18
	16	LIN Yung Shun	-	-	-	-	0.00
	17	HUANG Pei Hung	1	4	-	5	0.09
	19	CHEN Chien Chen	-	5	-	5	0.00
	<b>Team Totals</b>			15	62	39	116

Scoring Service	No	Name	Aces	Faults	Serve Hits	Total Attempts	Avg by Set
	2	CHANG Liang Hao	-	-	-	-	0.00
	3	LI Chia Hsuan	-	-	-	-	0.00
	6	HUANG Chun Ching	3	2	22	27	0.27
	7	LIU Hung Min	1	-	22	23	0.09
	9	CHIANG Tien Yu	2	6	34	42	0.18
	11	LU CHIANG Yao Chiang	-	-	8	8	0.00
	13	CHENG Ju Chien	-	1	10	11	0.00
	14	WANG Ming Chun	6	5	32	43	0.55
	15	HUANG Chin Feng	1	10	14	25	0.09
	16	LIN Yung Shun	-	-	-	-	0.00
	17	HUANG Pei Hung	1	1	19	21	0.09
	19	CHEN Chien Chen	1	4	18	23	0.09
	<b>Team Totals</b>			15	29	179	223

<b>Team</b>	<b>Opponent Errors &amp; Team Faults</b>	60	3
-------------	--	----	---







### Cumulative Statistics by Skills


스킬별 누적통계

TPE - Chinese Taipei

AFTER 3 MATCHES

Non-Scoring Dig	No	Name	Digs	Faults	Receptions	Total Attempts	Avg by Set
	2	CHANG Liang Hao	-	-	-	-	0.00
	3	LI Chia Hsuan	-	-	1	1	0.00
	6	HUANG Chun Ching	-	1	2	3	0.00
	7	LIU Hung Min	-	3	7	10	0.00
	9	CHIANG Tien Yu	-	-	13	13	0.00
	11	LU CHIANG Yao Chiang	-	1	-	1	0.00
	13	CHENG Ju Chien	1	1	2	4	0.09
	14	WANG Ming Chun	4	9	18	31	0.36
	15	HUANG Chin Feng	2	6	4	12	0.18
	16	LIN Yung Shun	4	8	21	33	0.36
	17	HUANG Pei Hung	1	3	7	11	0.09
19	CHEN Chien Chen	3	8	13	24	0.27	
<b>Team Totals</b>			15	40	88	143	1.36

Non-Scoring Set	No	Name	Running Sets	Faults	Still Sets	Total Attempts	Avg by Set
	2	CHANG Liang Hao	-	-	-	-	0.00
	3	LI Chia Hsuan	-	1	-	1	0.00
	6	HUANG Chun Ching	1	-	2	3	0.09
	7	LIU Hung Min	1	-	4	5	0.09
	9	CHIANG Tien Yu	1	-	1	2	0.09
	11	LU CHIANG Yao Chiang	-	-	1	1	0.00
	13	CHENG Ju Chien	48	2	46	96	4.36
	14	WANG Ming Chun	4	-	5	9	0.36
	15	HUANG Chin Feng	-	-	-	-	0.00
	16	LIN Yung Shun	5	-	11	16	0.45
	17	HUANG Pei Hung	67	-	79	146	6.09
19	CHEN Chien Chen	-	-	3	3	0.00	
<b>Team Totals</b>			127	3	152	282	11.55

Non-Scoring Reception	No	Name	Excellents	Faults	Serve Receptions	Total Attempts	Succ %
	2	CHANG Liang Hao	-	-	-	-	0.00
	3	LI Chia Hsuan	-	1	1	2	0.00
	6	HUANG Chun Ching	-	1	1	2	0.00
	7	LIU Hung Min	15	3	14	32	46.88
	9	CHIANG Tien Yu	1	-	1	2	50.00
	11	LU CHIANG Yao Chiang	-	-	-	-	0.00
	13	CHENG Ju Chien	-	-	1	1	0.00
	14	WANG Ming Chun	-	-	-	-	0.00
	15	HUANG Chin Feng	9	1	25	35	25.71
	16	LIN Yung Shun	36	1	34	71	50.70
	17	HUANG Pei Hung	-	-	1	1	0.00
19	CHEN Chien Chen	34	3	28	65	52.31	
<b>Team Totals</b>			95	10	106	211	45.02

LEGEND			
Avg	Eff%	Succ%	
Average	Efficiency	Success %	

Timing and Results provided by Tissot