



Match No.: 33

Start List

출전선수 목록

KUW vs THA

P1

First Referee: PARK Kisuk (KOR)

Second Referee: TANO Toshihiko (JPN)

KUW - Kuwait Uniform colour:

No.	C/L	Name	Shirt Name	Height m / ft in	Weight kg / lbs	Highest Reach		Date of Birth	Tournament Totals				
						Spike cm	Block cm		Spike	Block	Serve	Total	%
1	C	MANSOUR Abdullah	Abdullah	1.92/6'4"	84/185	342	333	18 AUG 1982	47	3	2	52	24.64
2		BAHAROH Mousa	Mousa	1.91/6'3"	90/198	320	316	9 FEB 1982					
4		ALKHAREEF Abdulaziz	Aziz	1.89/6'2"	75/165	326	320	12 JAN 1993	1			1	0.47
5	L	SAYAH Ali	Ali Ramadan	1.77/5'10"	72/159	286	276	11 JAN 1993					
6		ABDULMAJIEID Sultan	Sultan	1.85/6'1"	75/165	330	322	30 SEP 1981	34	6	1	41	19.43
7		ALSALIM Amer	Amer	1.91/6'3"	80/176	354	342	13 JAN 1984	22	12	6	40	18.96
11		ALBANNA Mohammad	Mohammad	1.89/6'2"	80/176	350	338	29 JUL 1987	9	3	5	17	8.06
13		DASHTI Naser	N. Dashti	1.98/6'6"	92/203	340	330	3 JUL 1992					
14		ALI Abdullah	A. Dashti	1.78/5'10"	75/165	305	292	2 JAN 1990					
15		ALKAZIMI Zaid	Zaid	1.76/5'9"	70/154	310	305	8 DEC 1978	1		2	3	1.42
17		ALOTAIBI Abdulrahman	Alotaibi	1.83/6'0"	70/154	338	328	7 NOV 1985	51	3	3	57	27.01
18	L	SALEEM Abdulaziz	Abdulaziz	1.72/5'8"	65/143	288	276	28 NOV 1988					
<b>Coach</b>			MALEVIC Radovan (CRO)			<b>Assistant Coach</b>			MERINGER Davor (CRO)				

Results in these  
Competition

Phase	Opponent	Sets	Points per Set
Preliminary Round	PAK	3 - 0	25-22, 25-21, 25-16
Preliminary Round	KSA	3 - 0	27-25, 25-23, 25-20
Preliminary Round	JPN	1 - 3	15-25, 25-22, 15-25, 17-25
Play-Off	CHN	1 - 3	26-24, 20-25, 12-25, 19-25

THA - Thailand Uniform colour:

No.	C/L	Name	Shirt Name	Height m / ft in	Weight kg / lbs	Highest Reach		Date of Birth	Tournament Totals				
						Spike cm	Block cm		Spike	Block	Serve	Total	%
1		RAKSAKAEW Jirayu	R.JIRAYU	1.95/6'5"	90/198	350	320	3 AUG 1987	64	6		70	35.71
2		VAENPRADAB Montri	V.MONTRI	1.96/6'5"	80/176	339	309	18 AUG 1987	2	1		3	1.53
3		NANBOON Kon	N. KON	1.88/6'2"	77/170	307	291	8 NOV 1995					
7		SILAPASRON Kanit	S.KANIT	1.95/6'5"	97/214	315	305	12 JUN 1994					
9	C	SRI UTTAWONG Kittikun	S.KITTIKUN	1.84/6'0"	74/163	316	306	10 JAN 1986	47	7	1	55	28.06
10		NAMKHUNTHOD Kittinon	N.KITTINON	1.90/6'3"	73/161	315	305	16 JUL 1992	12	3	1	16	8.16
12		WATTANA Yossapol	W.YOSSAPOL	1.84/6'0"	77/170	325	320	27 MAY 1995	1			1	0.51
13		SUKSALA Wutthichai	S.WUTTHICHAI	2.20/7'3"	120/265	335	350	21 MAY 1995	2			2	1.02
14		SOMKANE Kitsada	S.KITSADA	1.90/6'3"	77/170	342	312	28 SEP 1990	30	2	3	35	17.86
16		NAKPRASONG Teerasak	N.TEERASAK	1.87/6'2"	73/161	320	305	6 NOV 1985	8	2	1	11	5.61
17		CHAROENSUK Saranchit	C.SARANCHIT	1.81/5'11"	75/165	331	301	20 JUL 1987	2		1	3	1.53
18	L	PHUANGLIB Montri	P.MONTRI	1.71/5'7"	86/190	311	281	24 MAR 1990					
<b>Coach</b>			SUPAJIRAKUL Monchai (THA)			<b>Assistant Coach</b>			MANAPORNCHAI Khjhornsak (THA)				

Results in these  
Competition

Phase	Opponent	Sets	Points per Set
Preliminary Round	TKM	3 - 0	25-22, 25-16, 25-17
Preliminary Round	MYA	3 - 0	25-14, 25-17, 25-20
Preliminary Round	CHN	0 - 3	16-25, 19-25, 22-25
Play-Off	JPN	0 - 3	22-25, 22-25, 17-25

LEGEND			
%	Percent of total team scoring	C	Team Captain
		L	Libero Player

Timing and Results provided by Tissot



Match No.: 34

Start List

출전선수 목록

JPN vs CHN

P1

First Referee: FAHAD MOHAMMED Ismael (QAT)

Second Referee: JEON Younga (KOR)

JPN - Japan Uniform colour:

No.	C/L	Name	Shirt Name	Height m / ft in	Weight kg / lbs	Highest Reach		Date of Birth	Tournament Totals				
						Spike cm	Block cm		Spike	Block	Serve	Total	%
1		SHIMIZU Kunihiro	shimizu	1.92/6'4"	97/214	345	335	11 AUG 1986	31	4	3	38	17.04
6		UCHIYAMA Shohei	uchiyama	1.85/6'1"	75/165	330	310	1 NOV 1987					
7	C	KOSHIKAWA Yu	koshikawa	1.89/6'2"	87/192	340	320	30 JUN 1984	51	2	13	66	29.60
8		TSUBAKIYAMA Ryosuke	tsubakiyama	1.97/6'6"	103/227	345	330	18 JUL 1988	18	2	1	21	9.42
11		YANAGIDA Masahiro	yanagida	1.86/6'1"	78/172	335	315	6 JUL 1992	3			3	1.35
12		YAMAUCHI Akihiro	yamauchi	2.04/6'8"	72/159	348	328	30 NOV 1993	10	12	3	25	11.21
13		FUKATSU Hideomi	fukatsu	1.81/5'11"	71/157	330	305	1 JUN 1990	2	4	1	7	3.14
14		ISHIKAWA Yuki	ishikawa	1.91/6'3"	74/163	345	330	11 DEC 1995	15	1	1	17	7.62
16		DEKITA Takashi	dekita	1.99/6'6"	99/218	350	330	13 AUG 1991	17	4	1	22	9.87
17	L	NAGANO Takeshi	nagano	1.76/5'9"	69/152	315	300	11 JUL 1985					
18		YONEYAMA Yuta	yuta	1.85/6'1"	85/187	340	320	29 AUG 1984	18	1		19	8.52
19		FUSHIMI Yamato	fushimi	2.07/6'9"	118/260	340	325	24 DEC 1991	5			5	2.24
Coach			NAMBU Masashi (JPN)			Assistant Coach			SHIMBO Koichiro (JPN)				

Results in these  
Competition

Phase	Opponent	Sets	Points per Set
Preliminary Round	KSA	3 - 0	25-15, 25-14, 25-12
Preliminary Round	PAK	3 - 0	25-23, 25-23, 25-23
Preliminary Round	KUW	3 - 1	25-15, 22-25, 25-15, 25-17
Play-Off	THA	3 - 0	25-22, 25-22, 25-17

CHN - China Uniform colour:

No.	C/L	Name	Shirt Name	Height m / ft in	Weight kg / lbs	Highest Reach		Date of Birth	Tournament Totals				
						Spike cm	Block cm		Spike	Block	Serve	Total	%
3		YUAN Zhi	YUAN Z.	1.95/6'5"	88/194	348	334	29 SEP 1981	24	1	3	28	12.12
4		ZHANG Chen	zhang c.	2.01/6'7"	70/154	356	340	28 JUN 1985	32	2	5	39	16.88
6		LIANG Chunlong	LIANG C.L.	2.06/6'9"	91/201	351	333	25 MAR 1988	7	3	1	11	4.76
7	C	ZHONG Weijun	ZHONG W.J.	1.99/6'6"	80/176	347	335	20 APR 1989	42	2	3	47	20.35
8		CUI Jianjun	CUI J.J.	1.90/6'3"	89/196	350	335	1 AUG 1985	2		1	3	1.30
11		GENG Xin	GENG X.	2.08/6'10"	80/176	348	338	15 NOV 1989	24	9	2	35	15.15
13		KOU Zhichao	KOU Z.C.	2.02/6'8"	95/209	355	345	26 JUN 1989	21	3	6	30	12.99
14		XU Jingtao	XU J.T.	2.02/6'8"	76/168	356	320	7 JUL 1988	8	8	3	19	8.23
15		LI Runming	LI R.M.	1.98/6'6"	90/198	350	326	1 MAR 1990	1	7	3	11	4.76
16	L	REN Qi	REN Q.	1.74/5'9"	70/154	322	312	24 FEB 1984					
18		Ji Daoshuai	ji d. s.	1.95/6'5"	75/165	355	335	7 FEB 1992	6			6	2.60
22		MAO Tianyi	Mao	2.00/6'7"	84/185	350	333	2 JUN 1993		1	1	2	0.87
Coach			XIE Guochen (CHN)			Assistant Coach			YANG Liqun (CHN)				

Results in these  
Competition

Phase	Opponent	Sets	Points per Set
Preliminary Round	MYA	3 - 0	25-11, 25-12, 25-18
Preliminary Round	TKM	3 - 0	25-15, 25-8, 25-10
Preliminary Round	THA	3 - 0	25-16, 25-19, 25-22
Play-Off	KUW	3 - 1	24-26, 25-20, 25-12, 25-19

LEGEND			
%	Percent of total team scoring	C	Team Captain
L	Libero Player		

Timing and Results provided by Tissot



Match No.: 35

Start List

출전선수 목록

QAT vs IND

P1

First Referee: KIM Jongheun (KOR)

Second Referee: FIROUZI Ebrahim (IRI)

QAT - Qatar Uniform colour:

No.	C/L	Name	Shirt Name	Height m / ft in	Weight kg / lbs	Highest Reach		Date of Birth	Tournament Totals				
						Spike cm	Block cm		Spike	Block	Serve	Total	%
2		MOHAMED Jumah	JUMAH	1.91/6'3"	93/205	328	318	14 APR 1985	23	3	2	28	14.66
3		STEVANOVIC Milos	MILOS	1.94/6'4"	85/187	323	300	27 SEP 1988	1	4	3	8	4.19
4		RIBERO Renan	RENAN	1.89/6'2"	80/176	330	318	30 DEC 1989	8	4		12	6.28
5	L	SAAD Sulaiman	SULAIMAN	1.75/5'9"	75/165	291	274	3 JUN 1987					
6		CHIGBO John	JOHN	2.01/6'7"	90/198	354	328	4 APR 1989	30	3	1	34	17.80
9	C	BAIRAMI Ali	ALI E.	1.90/6'3"	88/194	342	330	13 FEB 1979	2	1		3	1.57
10		SADIKH Ndir	ABUBACAR	1.96/6'5"	90/198	346	333	2 FEB 1986	26	2		28	14.66
11		DIAB Ahmad	AHMAD	2.02/6'8"	82/181	345	328	15 FEB 1990	1			1	0.52
12		HAMMAD Mubarak	MUBARAK	1.97/6'6"	80/176	330	310	1 APR 1991	28	7	2	37	19.37
15		ABUWATFA Mohammed	ABUWATFA	1.96/6'5"	84/185	327	305	22 MAR 1987	2	1	2	5	2.62
16		IBRAHIM Ibrahim	IBRAHIM	2.04/6'8"	83/183	350	339	15 JAN 1985	16	11	5	32	16.75
19		EBRAHIM Mohammed	M. BESHRI	1.98/6'6"	90/198	345	335	1 MAY 1986	3			3	1.57
Coach			CICHELO Juan (ARG)			Assistant Coach			AL-KUWARI Mohammed (QAT)				

Results in these  
Competition

Phase	Opponent	Sets	Points per Set
Preliminary Round	TPE	3 - 0	25-21, 25-17, 25-21
Preliminary Round	KAZ	3 - 0	25-23, 25-22, 25-21
Preliminary Round	KOR	0 - 3	22-25, 19-25, 22-25
Play-Off	IRI	0 - 3	19-25, 18-25, 19-25

IND - India Uniform colour:

No.	C/L	Name	Shirt Name	Height m / ft in	Weight kg / lbs	Highest Reach		Date of Birth	Tournament Totals				
						Spike cm	Block cm		Spike	Block	Serve	Total	%
1		GOVINDARAJAN RAMAKRISHNAN Vaishnav	vaishu	2.05/6'9"	98/216	353	330	11 FEB 1991	13	5		18	8.57
3		MANDEEP Singh	mandeep	2.00/6'7"	91/201	342	328	17 OCT 1989		1		1	0.48
4	C	RANJIT Singh	ranjit	1.92/6'4"	90/198	325	316	19 JUL 1993		2	1	3	1.43
6		CHARLES Jerome Vinith	jerome	1.98/6'6"	88/194	345	325	26 JUN 1992					
10		KHOIWAL Dilip	dilip	1.95/6'5"	78/172	344	321	16 AUG 1991	2			2	0.95
12		NAVJIT Singh	navjit	2.05/6'9"	95/209	340	328	1 JUL 1991	18	3	3	24	11.43
13		PRABAGARAN	Prabha	1.93/6'4"	75/165	348	320	3 NOV 1988	32	5	3	40	19.05
14	L	SIVASUBRAMANIAN Kanagaraj	kanakaraj	1.78/5'10"	75/165	305	285	7 MAY 1991					
16		MOHAN Ukkrapandian	ukkra	1.91/6'3"	82/181	325	315	15 MAY 1989	4	2	2	8	3.81
17		GURINDER Singh	gurinder	1.95/6'5"	92/203	339	323	5 JUN 1989	45	1	1	47	22.38
18		MANIDURAI Naveen Raja Jacob	naveen	1.89/6'2"	87/192	333	318	10 JAN 1989	32	4	3	39	18.57
19		KATARIYA Lavmeet	lavmeet	1.94/6'4"	88/194	351	323	7 SEP 1993	20	6	2	28	13.33
Coach			GARUDAPURAM ESSNIPADI Sridharan (IND)			Assistant Coach			RAMASAMY Kamaraj (IND)				

Results in these  
Competition

Phase	Opponent	Sets	Points per Set
Preliminary Round	HKG	3 - 1	23-25, 25-18, 25-16, 25-21
Preliminary Round	MDV	3 - 0	25-10, 25-19, 25-17
Preliminary Round	IRI	0 - 3	22-25, 22-25, 18-25
Play-Off	KOR	0 - 3	22-25, 25-27, 18-25

LEGEND			
%	Percent of total team scoring	C	Team Captain
		L	Libero Player

Timing and Results provided by Tissot



Match No.: 36

Start List  
출전선수 목록

KOR vs IRI

P1

First Referee: WANG Ning (CHN)

Second Referee: ALATEEQ Abdullatif Hamoud M (KSA)

KOR - Republic Of Korea Uniform colour:

No.	C/L	Name	Shirt Name	Height m / ft in	Weight kg / lbs	Highest Reach		Date of Birth	Tournament Totals														
						Spike cm	Block cm		Spike	Block	Serve	Total	%										
1		SONG Myunggeun	song myunggeun	1.95/6'5"	85/187	315	305	12 MAR 1993															
2	C	HAN Sunsoo	han sunsoo	1.89/6'2"	80/176	310	297	16 DEC 1985		1	3	4	1.83										
4		SHIN Yungsuk	shin youngsuk	1.98/6'6"	92/203	335	325	4 OCT 1986	19	4	5	28	12.84										
6		LEE Mingyu	lee mingyu	1.94/6'4"	78/172	310	300	3 DEC 1992															
8		PARK Sangha	park sangha	1.97/6'6"	89/196	327	315	4 APR 1986	22	6	1	29	13.30										
9		KWAK Seungsuk	kwak seungsuk	1.90/6'3"	80/176	325	320	23 MAR 1988	29	2	3	34	15.60										
10	L	BU Yongchan	bu yongchan	1.75/5'9"	70/154	290	284	30 NOV 1989															
11		CHOI Minho	choi minho	1.95/6'5"	85/187	330	315	28 APR 1988															
12		JEON Kwangin	jeon kwangin	1.94/6'4"	83/183	310	300	18 SEP 1991	50	3	3	56	25.69										
13		PARK Chulwoo	park chulwoo	1.99/6'6"	91/201	332	319	25 JUL 1985	52	6	2	60	27.52										
17		SEO Jaeduck	seo jaeduck	1.94/6'4"	95/209	315	305	21 JUL 1989	7			7	3.21										
19	L	JEONG Minsu	jeong minsu	1.78/5'10"	75/165	270	250	5 OCT 1991															
Coach						PARK Kiwon (KOR)						Assistant Coach						IM Dohun (KOR)					

Results in these  
Competition

Phase	Opponent	Sets	Points per Set
Preliminary Round	KAZ	3 - 0	25-16, 25-21, 25-23
Preliminary Round	TPE	3 - 0	25-22, 25-18, 25-20
Preliminary Round	QAT	3 - 0	25-22, 25-19, 25-22
Play-Off	IND	3 - 0	25-22, 27-25, 25-18

IRI - Iran Uniform colour:

No.	C/L	Name	Shirt Name	Height m / ft in	Weight kg / lbs	Highest Reach		Date of Birth	Tournament Totals														
						Spike cm	Block cm		Spike	Block	Serve	Total	%										
1		MAHMOUDI KHATOUNABADI Shahram	Sh.Mahmoudi	1.98/6'6"	95/209	347	332	20 JUL 1988	55	3	4	62	27.68										
2		EBADIPOUR GHARAHASSANLOU Milad	m.ebadipour	2.02/6'8"	78/172	350	310	17 OCT 1993	23	3	3	29	12.95										
4	C	MAROUFLAKRANI Mirsaeid	s.marouf	1.89/6'2"	81/179	331	311	20 OCT 1985	8			8	3.57										
5		GHAEMI Farhad	f.ghaemi	1.97/6'6"	73/161	355	335	28 AUG 1989	10			7	7.59										
6		MOUSAVI ERAGHI Seyed Mohammad	Seyed	2.03/6'8"	86/190	362	344	22 AUG 1987	4	1		5	2.23										
7		FAYAZI DAMNABI Pourya	Fayazi Damnabi	1.94/6'4"	87/192	348	326	12 JAN 1993	19	1	5	25	11.16										
8	L	ZARIF AHANGARAN VARZANDEH Farhad	f.zarif	1.65/5'5"	60/132	290	271	3 MAR 1983															
9		GHOLAMI Adel	a.gholami	1.95/6'5"	88/194	341	330	9 FEB 1986	8	1	3	12	5.36										
10		GHAFOUR Amir	a.ghafour	2.02/6'8"	90/198	354	334	6 JUN 1991	19	6	5	30	13.39										
12		MIRZAJANPOURMOUZIRAJI Mojtaba	m.mirzajanpour	1.95/6'5"	88/194	325	315	7 OCT 1991	13		1	14	6.25										
13		MAHDAVI Mehdi	m.mahdavi	1.91/6'3"	96/212	330	310	13 FEB 1984	5		2	7	3.13										
15		TASHAKORI Armin	A. Tashakori	2.00/6'7"	94/207	355	335	8 DEC 1986	11	1	3	15	6.70										
Coach						KOVAC Slobodan (SRB)						Assistant Coach						PRAKLJACIC Slobodan (SRB)					

Results in these  
Competition

Phase	Opponent	Sets	Points per Set
Preliminary Round	HKG	3 - 0	25-16, 25-17, 25-12
Preliminary Round	IND	3 - 0	25-22, 25-22, 25-18
Preliminary Round	MDV	3 - 0	25-10, 25-19, 25-21
Play-Off	QAT	3 - 0	25-19, 25-18, 25-19

LEGEND			
%	Percent of total team scoring	C	Team Captain
L	Libero Player		

Timing and Results provided by Tissot



Match No.: 37

Start List

출전선수 목록

KAZ vs MDV

P1

First Referee: OH Sangjun (KOR)

Second Referee: PIMTHONGKHONBURI Sasiprapa (THA)

KAZ - Kazakhstan Uniform colour:

No.	C/L	Name	Shirt Name	Height m / ft in	Weight kg / lbs	Highest Reach		Date of Birth	Tournament Totals								
						Spike cm	Block cm		Spike	Block	Serve	Total	%				
2		KUZNETSOV Anton	Kuznetsov	2.03/6'8"	90/198	345	335	25 SEP 1989									
3		YUDIN Anton	Yudin	2.10/6'11"	101/223	350	340	13 MAY 1982	24	9	2	35	16.91				
4		STOLNIKOV Alexandr	Stolnikov	1.97/6'6"	92/203	340	330	17 JUL 1988	3	1		4	1.93				
5		KUZNETSOV Sergey	Kuznetsov	1.97/6'6"	93/205	330	320	26 OCT 1993									
6	L	BAIBEKOV Kairat	Baibekov	1.85/6'1"	80/176	317	296	28 MAR 1983									
7	C	GORBATKOV Dmitriy	Gorbatkov	1.97/6'6"	106/234	330	320	21 SEP 1981		1		1	0.48				
8		GABDULIN Kanat	Gabdulin	1.94/6'4"	82/181	330	320	4 MAR 1985	2	2	1	5	2.42				
9		IMANGALIYEV Marat	Imangaliyev	1.96/6'5"	87/192	330	320	17 MAR 1980	32	5	2	39	18.84				
12		KADIRKHANOV Nodirkhan	Kadirkhanov	2.01/6'7"	85/187	350	340	6 SEP 1991	26	7	1	34	16.43				
17		RADKEVICH Sergey	Radkevich	1.90/6'3"	81/179	345	330	12 APR 1986	35	4	1	40	19.32				
18		VORIVODIN Vitaliy	Vorivodin	1.93/6'4"	103/227	339	330	31 JUL 1990	33	4	1	38	18.36				
19		MAMEDOV Maxim	Mamedov	2.02/6'8"	88/194	345	330	19 JUL 1987	11			11	5.31				
Coach						PATRAKOV Andrey (KAZ)			Assistant Coach						TKACENKO Valerijs (LAT)		

Results in these  
Competition

Phase	Opponent	Sets	Points per Set
Preliminary Round	KOR	0 - 3	16-25, 21-25, 23-25
Preliminary Round	QAT	0 - 3	23-25, 22-25, 21-25
Preliminary Round	TPE	2 - 3	23-25, 25-17, 21-25, 25-23, 10-15
Play-Off	HKG	3 - 0	25-21, 25-20, 25-22

MDV - Maldives Uniform colour:

No.	C/L	Name	Shirt Name	Height m / ft in	Weight kg / lbs	Highest Reach		Date of Birth	Tournament Totals								
						Spike cm	Block cm		Spike	Block	Serve	Total	%				
2		AHSAN Mohamed	ahsan	1.90/6'3"	80/176	289	275	14 NOV 1991	1	2	1	4	2.96				
3	L	ABDULLA Junaid	junaid	1.85/6'1"	71/157	292	281	17 MAY 1980									
5		SAEED Hussain	saeed	1.89/6'2"	81/179	290	279	25 MAY 1982	4		1	5	3.70				
8	C	MOHAMED Ishan	ishan	1.79/5'10"	55/121	276	264	22 MAR 1987			3	3	2.22				
9		SAJID Ismail	i.sajid	1.89/6'2"	70/154	308	293	20 JAN 1990	31	4	3	38	28.15				
10		ABDUL KAREEM Ahmed	ahmed	1.89/6'2"	80/176	302	297	10 AUG 1986	41	2	3	46	34.07				
11		NILAAM Hassan	nilam	1.92/6'4"	62/137	305	296	21 DEC 1995	1			1	0.74				
12		HUZAAM Ali	huzam	1.82/6'0"	64/141	310	300	6 MAY 1993	30	2	1	33	24.44				
13		VISAM Hussain	visham	1.80/5'11"	65/143	283	275	7 AUG 1994									
14	L	NABEEL Ahmed	nabeel	1.64/5'5"	51/112	250	243	10 MAR 1987									
15		ADAM Asfag	ashfag	1.80/5'11"	64/141	290	286	4 OCT 1987	1	1		2	1.48				
16		SHAIN Mohamed	shain	1.81/5'11"	70/154	289	278	15 AUG 1993	2		1	3	2.22				
Coach						MOHAMED Sharaf (MDV)			Assistant Coach						ABDULLA Nasheed (MDV)		

Results in these  
Competition

Phase	Opponent	Sets	Points per Set
Preliminary Round	HKG	0 - 3	19-25, 22-25, 18-25
Preliminary Round	IND	0 - 3	10-25, 19-25, 17-25
Preliminary Round	IRI	0 - 3	10-25, 19-25, 21-25
Play-Off	TPE	0 - 3	21-25, 21-25, 17-25

LEGEND			
%	Percent of total team scoring	C	Team Captain
L	Libero Player		

Timing and Results provided by Tissot





Match No.: 38

### Start List

출전선수 목록

TPE vs HKG

P1

First Referee: SUNG Haeyoeun (KOR)

Second Referee: KHATRI Raj Singh (IND)

TPE - Chinese Taipei Uniform colour:

No.	C/L	Name	Shirt Name	Height m / ft in	Weight kg / lbs	Highest Reach		Date of Birth	Tournament Totals				
						Spike cm	Block cm		Spike	Block	Serve	Total	%
2		CHANG Liang Hao	CHANG L.H.	1.94/6'4"	86/190	330	310	7 JUL 1994	2		1	3	1.38
3		LI Chia Hsuan	LI C.H.	1.72/5'8"	72/159	295	285	6 SEP 1993					
6		HUANG Chun Ching	HUANG C.C.	1.95/6'5"	91/201	310	300	22 MAR 1993	25	5	4	34	15.60
7		LIU Hung Min	LIU H.M.	1.88/6'2"	85/187	330	310	10 NOV 1993	17	3	2	22	10.09
9		CHIANG Tien Yu	CHIANG T.Y.	1.96/6'5"	103/227	330	320	7 FEB 1988	18	5	2	25	11.47
11		LU CHIANG Yao Chiang	LU CHIANG Y.C.	1.91/6'3"	95/209	330	310	23 MAY 1990	5			5	2.29
13		CHENG Ju Chien	CHENG J.C.	1.82/6'0"	82/181	319	310	14 NOV 1988			1	1	0.46
14		WANG Ming Chun	WANG M.C.	1.95/6'5"	92/203	333	328	30 JUL 1988	36	4	6	46	21.10
15		HUANG Chin Feng	HUANG C. F.	1.95/6'5"	90/198	320	319	31 DEC 1991	49	4	1	54	24.77
16	L	LIN Yung Shun	LIN Y.S.	1.72/5'8"	72/159	295	285	13 OCT 1990					
17		HUANG Pei Hung	HUANG P.H.	1.88/6'2"	73/161	315	315	17 SEP 1990	2	3	2	7	3.21
19	C	CHEN Chien Chen	CHEN C.C.	1.88/6'2"	88/194	325	310	20 NOV 1989	19	1	1	21	9.63
Coach			CHEN Ke Chou (TPE)			Assistant Coach			SUNG Kuo Wei (TPE)				

Results in these  
Competition

Phase	Opponent	Sets	Points per Set
Preliminary Round	QAT	0 - 3	21-25, 17-25, 21-25
Preliminary Round	KOR	0 - 3	22-25, 18-25, 20-25
Preliminary Round	KAZ	3 - 2	25-23, 17-25, 25-21, 23-25, 15-10
Play-Off	MDV	3 - 0	25-21, 25-21, 25-17

HKG - Hong Kong, China Uniform colour:

No.	C/L	Name	Shirt Name	Height m / ft in	Weight kg / lbs	Highest Reach		Date of Birth	Tournament Totals				
						Spike cm	Block cm		Spike	Block	Serve	Total	%
4		YIK Chi Hin	c h yik	1.95/6'5"	83/183	330	315	26 AUG 1991					
5	C	KWONG Ngai Shing Jacky	n s kwong	1.85/6'1"	94/207	310	300	16 DEC 1982					
7		LAM Chun Man	c m lam	1.84/6'0"	75/165	320	310	11 FEB 1985	18	1	2	21	11.17
8		LEE Man Sing	m s lee	1.86/6'1"	78/172	325	315	30 JAN 1989	24	4	2	30	15.96
9		CHUNG Wai Sze	w s chung	1.86/6'1"	80/176	315	305	4 SEP 1991	2	2		4	2.13
11		SIU Cheong Hung	c h siu	1.91/6'3"	78/172	330	320	26 JAN 1993	29	6	2	37	19.68
12		WU Lok Kan	l k wu	1.95/6'5"	83/183	335	320	22 JAN 1994	3			3	1.60
13	L	NG Kin Pong Jonathan	k p ng	1.67/5'6"	60/132	280	270	8 JUL 1987					
14		KWOK Chung Kan	c k kwok	1.67/5'6"	66/146	285	280	5 JUL 1986					
15		LUK Chun Ho	c h luk	1.88/6'2"	83/183	320	310	19 NOV 1991	3	2		5	2.66
18		YAU Tze Ching	t c yau	1.94/6'4"	75/165	325	320	19 JUN 1994	15	3	5	23	12.23
20		CHAN Alex Chi Wai	c w chan	1.95/6'5"	85/187	340	330	18 APR 1993	58	3	4	65	34.57
Coach			POON Wai King (HKG)			Assistant Coach			LO Yiu Man (HKG)				

Results in these  
Competition

Phase	Opponent	Sets	Points per Set
Preliminary Round	IND	1 - 3	25-23, 18-25, 16-25, 21-25
Preliminary Round	MDV	3 - 0	25-19, 25-22, 25-18
Preliminary Round	IRI	0 - 3	16-25, 17-25, 12-25
Play-Off	KAZ	0 - 3	21-25, 20-25, 22-25

LEGEND			
%	Percent of total team scoring	C	Team Captain
L	Libero Player		

Timing and Results provided by Tissot



Match No.: 39

Start List

출전선수 목록

PAK vs MYA

P1

First Referee: WANG Ziling (CHN)

Second Referee: CHENG Lai Chun (TPE)

PAK - Pakistan Uniform colour:

No.	C/L	Name	Shirt Name	Height m / ft in	Weight kg / lbs	Highest Reach		Date of Birth	Tournament Totals					
						Spike cm	Block cm		Spike	Block	Serve	Total	%	
1		RASOOL Mohib	mohib	2.01/6'7"	86/190	336	333	24 DEC 1989	22	6	1	29	14.65	
3		RAZA Mubashir	mubashir	1.90/6'3"	74/163	311	368	1 JAN 1992	4			4	2.02	
4		NAQVI Syed Shujah Abbas	shujah	1.99/6'6"	75/165	328	311	5 FEB 1990	14	3	2	19	9.60	
5		NADEEM Asif	asif	1.89/6'2"	80/176	320	300	10 AUG 1990	4	1	2	7	3.54	
6		ALI Akhtar	akhtar	1.90/6'3"	75/165	300	300	9 APR 1987						
7		KHAN Muhammad Ismail	ismail	1.90/6'3"	85/187	310	305	12 DEC 1986	28	2	3	33	16.67	
8		KHAN Aimal	aimal	2.05/6'9"	73/161	322	325	10 AUG 1990	29	1	1	31	15.66	
9		KHAN Nasir	nasir	1.92/6'4"	80/176	305	300	12 MAY 1992	12	1	1	14	7.07	
10	C	AHMED Naseer	naseer	1.95/6'5"	82/181	310	305	1 APR 1984	40	1	1	42	21.21	
12	L	SULTAN Imran	imran	1.78/5'10"	65/143	270	260	20 FEB 1985						
15		JEHAN Murad	murad	2.01/6'7"	85/187	350	322	22 APR 1994	12	4	1	17	8.59	
17		IDREES Muhammad	idrees	2.01/6'7"	85/187	335	333	25 DEC 1994	2			2	1.01	
Coach			HUSSAIN Hassan Mazhar (PAK)				Assistant Coach			KAFAIT Ullah (PAK)				

Results in these  
Competition

Phase	Opponent	Sets	Points per Set
Preliminary Round	KUW	0 - 3	22-25, 21-25, 16-25
Preliminary Round	JPN	0 - 3	23-25, 23-25, 23-25
Preliminary Round	KSA	0 - 3	15-25, 20-25, 23-25
Play-Off	TKM	3 - 0	30-28, 25-23, 25-18

MYA - Myanmar Uniform colour:

No.	C/L	Name	Shirt Name	Height m / ft in	Weight kg / lbs	Highest Reach		Date of Birth	Tournament Totals					
						Spike cm	Block cm		Spike	Block	Serve	Total	%	
1		NAY Lin Aung	N. L. Aung	1.78/5'10"	66/146	313	297	19 MAR 1998	6	1	1	8	3.72	
2	C	KYAW Kyaw Htway	Kyaw	1.87/6'2"	84/185	312	304	18 JAN 1988	5	3		8	3.72	
3		ZAW Myo	Z. Myo	1.86/6'1"	74/163	321	303	3 MAY 1995	13	5		18	8.37	
4		MYO Min Oo	M. M. Oo	1.80/5'11"	70/154	320	306	24 SEP 1996	5	3		8	3.72	
5		WIN Tun Oo	W. T. Oo	1.90/6'3"	74/163	330	318	11 MAR 1990	33	3	1	37	17.21	
7		KHWE Char Maung	K. C. Maung	1.78/5'10"	68/150	323	307	14 AUG 1995						
9		DO Mae Ni Ko	D. M. N. Ko	1.89/6'2"	75/165	304	295	4 JUN 1993	14	4	2	20	9.30	
11		AUNG Thu	A. Thu	1.90/6'3"	74/163	333	316	10 JUL 1993	76	7	9	92	42.79	
12		YAN Lin Aung	A. L. Aung	1.84/6'0"	74/163	318	307	23 JAN 1993	3	1		4	1.86	
17		THWIN Htoo Zin	Thwin	1.92/6'4"	73/161	327	300	23 JUL 1996	17	1	2	20	9.30	
18	L	NAY Lin Aung	N. L. Aung	1.85/6'1"	73/161	300	315	9 JUN 1993						
Coach			NYI Nyi Lwin (MYA)				Assistant Coach			KYAW Swar Win (MYA)				

Results in these  
Competition

Phase	Opponent	Sets	Points per Set
Preliminary Round	CHN	0 - 3	11-25, 12-25, 18-25
Preliminary Round	THA	0 - 3	14-25, 17-25, 20-25
Preliminary Round	TKM	1 - 3	17-25, 25-27, 25-19, 22-25
Play-Off	KSA	3 - 2	25-19, 23-25, 23-25, 25-22, 15-12

LEGEND			
%	Percent of total team scoring	C	Team Captain
L	Libero Player		

Timing and Results provided by Tissot



Match No.: 40

Start List

출전선수 목록

KSA vs TKM

P1

First Referee: ALI F B Th F Alsaïd (KUW)

Second Referee: CHUNG Ching Ju (TPE)

KSA - Saudi Arabia Uniform colour:

No.	C/L	Name	Shirt Name	Height m / ft in	Weight kg / lbs	Highest Reach		Date of Birth	Tournament Totals				
						Spike cm	Block cm		Spike	Block	Serve	Total	%
2		ALJAHANI Majed Mohammed S	majed	1.88/6'2"	82/181	330	316	20 MAY 1980	35	4		39	19.40
3		ALBAKHET Ahmed Abdulrahman M	ahmed	1.96/6'5"	80/176	331	321	30 SEP 1982	24	6	2	32	15.92
4		ALBAKHEET Nawaf Abdulrahman M	nawaf	1.93/6'4"	84/185	335	318	31 AUG 1987	41	2	1	44	21.89
7		ALNAJRANI Omar Mansour S	omar	1.89/6'2"	75/165	334	323	13 JUL 1990	14	1		15	7.46
9		ALKHAWAHER Dhia Ali A	dhia	1.86/6'1"	79/174	330	317	21 FEB 1995	16	2		18	8.96
10	L	ALGHAMDI Ayman Ahmad Y	ayman	1.61/5'3"	75/165	305	298	8 NOV 1981					
12		ALMUTAIRI Muwffaq Masoud S	muwffaq	1.88/6'2"	81/179	327	322	30 SEP 1990	4	3	1	8	3.98
13		ALMABADI Ahmed Masoud M	m.ahmed	1.97/6'6"	74/163	336	318	26 DEC 1989	3			3	1.49
14		ALDOSSARI Thamer Abdullah S	thamer	1.84/6'0"	80/176	322	312	2 OCT 1983					
15	C	ALKHAIBARY Esmael Abdullah A	esmael	1.92/6'4"	85/187	330	316	20 DEC 1975	10	4		14	6.97
17		MAJRASHI Ibrahim Ali A	ibrahim	1.97/6'6"	82/181	334	324	1 JUL 1989	7	1		8	3.98
18		ALKHALDI Abdulaziz Fahad S	aziz	1.97/6'6"	90/198	329	320	6 AUG 1992	9	11		20	9.95
Coach			CVETKOVIC Jovica (SRB)			Assistant Coach			ALHUMAIDAN Munir (KSA)				

Results in these  
Competition

Phase	Opponent	Sets	Points per Set
Preliminary Round	JPN	0 - 3	15-25, 14-25, 12-25
Preliminary Round	KUW	0 - 3	25-27, 23-25, 20-25
Preliminary Round	PAK	3 - 0	25-15, 25-20, 25-23
Play-Off	MYA	2 - 3	19-25, 25-23, 25-23, 22-25, 12-15

TKM - Turkmenistan Uniform colour:

No.	C/L	Name	Shirt Name	Height m / ft in	Weight kg / lbs	Highest Reach		Date of Birth	Tournament Totals				
						Spike cm	Block cm		Spike	Block	Serve	Total	%
1	C	GYLYCHDURDYEV Gurbanmuhammet	Gylychurdyev	2.00/6'7"	100/220	350	360	21 MAY 1983	18	8	2	28	16.87
2	L	TACHGELDIYEV Berdimammet	Tachgeldiyev	1.65/5'5"	67/148	240	250	8 DEC 1988					
3		ROZMETOV Bahram	Rozmetov	1.94/6'4"	76/168	350	360	10 JAN 1989	21	9	2	32	19.28
4		GURBANOV Yusup	Gurbanov	1.86/6'1"	94/207	335	340	6 JUN 1992	1			1	0.60
5		AZIMOV Merdan	Azimov	1.85/6'1"	86/190	335	335	14 OCT 1980	12	2	2	16	9.64
6		NURYEV Dovletgeldi	Nuryev	1.88/6'2"	80/176	330	325	8 DEC 1993	20	1		21	12.65
7		MASSAROV Mekan	Massarov	1.90/6'3"	87/192	330	325	24 AUG 1994	11	2	2	15	9.04
8		NURYEV Didar	Nuryev	1.85/6'1"	78/172	330	325	26 FEB 1995	9		1	10	6.02
9		NURYEV Davut	Nuryev	1.86/6'1"	82/181	330	335	14 JUL 1990	31	1	1	33	19.88
10		ARTYKOV Ruslan	Artykov	1.84/6'0"	71/157	310	315	21 MAY 1985	6	1	1	8	4.82
11		MYRATGELDIYEV Begli	Myratgeldiyev	1.90/6'3"	80/176	330	325	1 JAN 1993	1			1	0.60
12		GAYYPOV Ezizmyrat	Gayypov	1.90/6'3"	80/176	330	325	18 JAN 1993	1			1	0.60
Coach			TACHNAZAROV Serdar (TKM)			Assistant Coach			ORAZOV Maksat (TKM)				

Results in these  
Competition

Phase	Opponent	Sets	Points per Set
Preliminary Round	THA	0 - 3	22-25, 16-25, 17-25
Preliminary Round	CHN	0 - 3	15-25, 8-25, 10-25
Preliminary Round	MYA	3 - 1	25-17, 27-25, 19-25, 25-22
Play-Off	PAK	0 - 3	28-30, 23-25, 18-25

LEGEND			
%	Percent of total team scoring	C	Team Captain
		L	Libero Player

Timing and Results provided by Tissot





MON 29 SEP 2014  
Start Time: 12:00 / End Time: 13:08

Match No.: 33

### Match Results

경기 결과

Match Duration: 1h 08m  
Spectators: 1000

P2

KUW vs THA  
0 3

Teams	Sets	1	2	3	Total
KUW	0	15	17	18	50
THA	3	25	25	25	75
	Playing Time	20m	20m	22m	1h 02m

First Referee: PARK Kisuk (KOR)

Second Referee: TANO Toshihiko (JPN)

#### KUW - Kuwait

No	C/L	Name	1	2	3	4	5	Pts
1	C	MANSOUR Abdullah	1	4	2			7
2		BAHAROH Mousa	15	3	1			
4		ALKHAREEF Abdulaziz						
5	L	SAYAH Ali		L	L			
6		ABDULMAJIEID Sultan	3	6	4			8
7		ALSALIM Amer	2	5	3			9
11		ALBANNA Mohammad	5	2	6			5
13		DASHTI Naser						
14		ALI Abdullah	1	17				
15		ALKAZIMI Zaid	6					
17		ALOTAIBI Abdulrahman	4	1	5			6
18	L	SALEEM Abdulaziz	L	L	L			

#### THA - Thailand

No	C/L	Name	1	2	3	4	5	Pts
1		RAKSAKAEW Jirayu	3	2	3			18
2		VAENPRADAB Montri						
3		NANBOON Kon			9			
7		SILAPASRON Kanit			1			
9	C	SRI UTTHAWONG Kittikun	1	6	1			7
10		NAMKHUNTHOD Kittinon	5	4	5			6
12		WATTANA Yossapol			17			
13		SUKSALA Wutthichai						
14		SOMKANE Kitsada	4	3	4			13
16		NAKPRASONG Teerasak	2	1	2			8
17		CHAROENSUK Saranchit	6	5	6			3
18	L	PHUANGLIB Montri	L	L	L			

#### TEAM AND PLAYER PERFORMANCES

Won	Total Atts	No Name	Scoring Skills	Won	Total Atts	No Name
30	71	<b>Total Team</b>		44	70	<b>Total Team</b>
8	9	7 ALSALIM Amer	Spike	13	20	14 SOMKANE Kitsada
7	22	1 MANSOUR Abdullah		13	22	1 RAKSAKAEW Jirayu
7	17	6 ABDULMAJIEID Sultan		7	11	9 SRI UTTHAWONG Kittikun
4	30	<b>Total Team</b>	Block	5	30	<b>Total Team</b>
3	10	11 ALBANNA Mohammad		3	10	10 NAMKHUNTHOD Kittinon
1	6	7 ALSALIM Amer		2	6	1 RAKSAKAEW Jirayu
1	52	<b>Total Team</b>	Serve	6	73	<b>Total Team</b>
1	10	6 ABDULMAJIEID Sultan		3	20	16 NAKPRASONG Teerasak
				3	12	1 RAKSAKAEW Jirayu
15		<b>Total Team</b>	Opp Error	20		<b>Total Team</b>
50	153	<b>Total Team</b>		75	173	<b>Total Team</b>
9	25	7 ALSALIM Amer	<b>Best Scorer</b>	18	40	1 RAKSAKAEW Jirayu
102 km/h		11 ALBANNA Mohammad	<b>Fastest Serve</b>	107 km/h		1 RAKSAKAEW Jirayu

#### LEGEND

Atts Attempts  
L Libero player  
n Starting line-up where n = starting position on court (i.e. positions 1 to 6)  
Opp Opponent

C Team Captain  
L Substitute libero  
nn Substitute where nn = jersey number of out going player  
Pts Points scored

Timing and Results provided by Tissot



MON 29 SEP 2014  
Start Time: 14:30 / End Time: 15:43

Match No.: 34

### Match Results

경기 결과

Match Duration: 1h 13m  
Spectators: 800

P2

JPN vs CHN  
3 0

Teams	Sets	1	2	3	Total
JPN	3	25	25	25	75
CHN	0	18	20	17	55
	Playing Time	21m	24m	22m	1h 07m

First Referee: FAHAD MOHAMMED Ismael (QAT)

Second Referee: JEON Younga (KOR)

#### JPN - Japan

No	C/L	Name	1	2	3	4	5	Pts
1		SHIMIZU Kunihiro	4	3	4			18
6		UCHIYAMA Shohei		1				
7	C	KOSHIKAWA Yu	5	4	5			10
8		TSUBAKIYAMA Ryosuke		13				
11		YANAGIDA Masahiro	16	16	7			1
12		YAMAUCHI Akihiro	6	5	6			6
13		FUKATSU Hideomi	1	6	1			2
14		ISHIKAWA Yuki			16			
16		DEKITA Takashi	3	2	3			7
17	L	NAGANO Takeshi	L	L	L			
18		YONEYAMA Yuta	2	1	2			10
19		FUSHIMI Yamato						

#### CHN - China

No	C/L	Name	1	2	3	4	5	Pts
3		YUAN Zhi	3	3	3			7
4		ZHANG Chen	1	1	8			4
6		LIANG Chunlong		14	2			2
7	C	ZHONG Weijun	4	4	4			6
8		CUI Jianjun			1			
11		GENG Xin	5	5	5			7
13		KOU Zhichao		3	3			1
14		XU Jingtao	2	2				5
15		LI Runming	6	6	6			4
16	L	REN Qi	L	L	L			
18		JI Daoshuai						
22		MAO Tianyi			15			

#### TEAM AND PLAYER PERFORMANCES

Won	Total Atts	No Name	Scoring Skills	Won	Total Atts	No Name
41	72	<b>Total Team</b>		28	62	<b>Total Team</b>
17	28	1 SHIMIZU Kunihiro	Spike	7	17	3 YUAN Zhi
8	19	18 YONEYAMA Yuta		6	6	11 GENG Xin
6	11	7 KOSHIKAWA Yu		6	17	7 ZHONG Weijun
6	29	<b>Total Team</b>	Block	6	38	<b>Total Team</b>
3	8	16 DEKITA Takashi		3	7	15 LI Runming
1	3	18 YONEYAMA Yuta		1	5	6 LIANG Chunlong
1	3	13 FUKATSU Hideomi	1	6	11 GENG Xin	
7	73	<b>Total Team</b>	Serve	2	57	<b>Total Team</b>
4	16	7 KOSHIKAWA Yu		1	6	6 LIANG Chunlong
1	15	18 YONEYAMA Yuta		1	7	15 LI Runming
1	10	1 SHIMIZU Kunihiro				
21		<b>Total Team</b>	Opp Error	19		<b>Total Team</b>
75	174	<b>Total Team</b>	Total	55	157	<b>Total Team</b>
18	43	1 SHIMIZU Kunihiro	Best Scorer	7	28	3 YUAN Zhi
114 km/h		7 KOSHIKAWA Yu	Fastest Serve	105 km/h		15 LI Runming

#### LEGEND

Atts Attempts  
L Libero player  
n Starting line-up where n = starting position on court (i.e. positions 1 to 6)  
Opp Opponent

C Team Captain  
L Substitute libero  
nn Substitute where nn = jersey number of out going player  
Pts Points scored

Timing and Results provided by Tissot



MON 29 SEP 2014  
Start Time: 19:30 / End Time: 20:46

Match No.: 35

### Match Results

경기 결과

Match Duration: 1h 16m  
Spectators: 250

P2

**QAT vs IND**  
3 0

Teams	Sets	1	2	3	Total
QAT	3	25	25	25	75
IND	0	20	20	20	60
	Playing Time	22m	24m	24m	1h 10m

First Referee: KIM Jongheun (KOR)

Second Referee: FIROUZI Ebrahim (IRI)

QAT - Qatar								
No	C/L	Name	1	2	3	4	5	Pts
2		MOHAMED Jumah	3	3	3			8
3		STEVANOVIC Milos	2	2	2			1
4		RIBERO Renan		3	3			1
5	L	SAAD Sulaiman		L	L			
6		CHIGBO John	4	4	4			9
9	C	BAIRAMI Ali		2	2			
10		SADIKH Ndir	6	6	6			12
11		DIAB Ahmad						
12		HAMMAD Mubarak	5	5	5			10
15		ABUWATFA Mohammed		12	12			
16		IBRAHIM Ibrahim	1	1	1			11
19		EBRAHIM Mohammed						

IND - India								
No	C/L	Name	1	2	3	4	5	Pts
1		GOVINDARAJAN RAMAKRISHNAN Vaishnav	4	3				4
3		MANDEEP Singh	13	2	3			9
4	C	RANJIT Singh		16	2			
6		CHARLES Jerome Vinith		4	5			6
10		KHOWAL Dilip			6			2
12		NAVJIT Singh	1	6	1			3
13		PRABAGARAN	3					5
14	L	SIVASUBRAMANIAN Kanagaraj		L	L			
16		MOHAN Ukkrapandian	2	1				1
17		GURINDER Singh	5		6			1
18		MANIDURAI Naveen Raja Jacob	6	5				7
19		KATARIYA Lavmeet		1	4			7

### TEAM AND PLAYER PERFORMANCES

Won	Total Atts	No Name
37	80	<b>Total Team</b>
10	26	10 SADIKH Ndir
9	23	12 HAMMAD Mubarak
6	8	16 IBRAHIM Ibrahim
13	45	<b>Total Team</b>
5	12	16 IBRAHIM Ibrahim
3	12	6 CHIGBO John
2	10	10 SADIKH Ndir
2	75	<b>Total Team</b>
1	20	6 CHIGBO John
1	14	3 STEVANOVIC Milos
23		<b>Total Team</b>
75	200	<b>Total Team</b>
12	45	10 SADIKH Ndir
106 km/h		3 STEVANOVIC Milos

Scoring Skills
<b>Spike</b>
<b>Block</b>
<b>Serve</b>
<b>Opp Error</b>
<b>Total</b>
<b>Best Scorer</b>
<b>Fastest Serve</b>

Won	Total Atts	No Name
41	101	<b>Total Team</b>
7	17	18 MANIDURAI Naveen Raja Jacob
7	18	3 MANDEEP Singh
6	13	19 KATARIYA Lavmeet
4	33	<b>Total Team</b>
2	4	3 MANDEEP Singh
1	1	13 PRABAGARAN
1	6	19 KATARIYA Lavmeet
	60	<b>Total Team</b>
15		<b>Total Team</b>
60	194	<b>Total Team</b>
9	30	3 MANDEEP Singh
104 km/h		3 MANDEEP Singh

LEGEND			
Atts	Attempts	C	Team Captain
L	Libero player	L	Substitute libero
n	Starting line-up where n = starting position on court (i.e. positions 1 to 6)	nn	Substitute where nn = jersey number of out going player
Opp	Opponent	Pts	Points scored

Timing and Results provided by Tissot



MON 29 SEP 2014  
Start Time: 17:00 / End Time: 18:52

Match No.: 36

### Match Results

경기 결과

Match Duration: 1h 52m  
Spectators: 2300

P2

KOR vs IRI  
1 3

Teams	Sets	1	2	3	4	Total
KOR	1	21	19	25	19	84
IRI	3	25	25	23	25	98
	Playing Time	25m	24m	27m	26m	1h 42m

First Referee: WANG Ning (CHN)

Second Referee: ALATEEQ Abdullatif Hamoud M (KSA)

#### KOR - Republic of Korea

No	C/L	Name	1	2	3	4	5	Pts
1		SONG Myunggeun		12	4	3		11
2	C	HAN Sunsoo	5	5		6		
4		SHIN Yungsuk	3	6				2
6		LEE Mingyu	12	2	5	4		3
8		PARK Sangha	6	3	6	5		9
9		KWAK Seungsuk	1	1	1	6		6
10	L	BU Yongchan	L	L	L	L		
11		CHOI Minho	13	4	3	2		4
12		JEON Kwangin	4	4				6
13		PARK Chulwoo	2	2				3
17		SEO Jaeduck	2	13	2	1		13
19	L	JEONG Minsu	L	L	L	L		

#### IRI - Iran

No	C/L	Name	1	2	3	4	5	Pts
1		MAHMOUDI KHATOUNABADI Shahram	4	4	4	3		11
2		EBADIPOUR GHARAHASSANLOU Milad	5	5	5	4		15
4	C	MAROUFLAKRANI Mirsaeid	1	1	1	6		2
5		GHAEMI Farhad	2	2	2	1		7
6		MOUSAVI ERAGHI Seyed Mohammad	6	6	6	5		15
7		FAYAZI DAMNABI Pourya						
8	L	ZARIF AHANGARAN VARZANDEH Farhad	L	L	L	L		
9		GHOLAMI Adel	3	3				5
10		GHAFOUR Amir	4	4				6
12		MIRZAJANPOURMOUZIRAJI Mojtaba						
13		MAHDAVI Mehdi	10	10	4	4		
15		TASHAKORI Armin			3	2		3

#### TEAM AND PLAYER PERFORMANCES

Won	Total Atts	No Name	Scoring Skills	Won	Total Atts	No Name
48	102	Total Team	Spike	49	97	Total Team
12	29	17 SEO Jaeduck		14	26	2 EBADIPOUR GHARAHASSANLOU Milad
10	16	1 SONG Myunggeun		10	20	1 MAHMOUDI KHATOUNABADI Shahram
8	14	8 PARK Sangha	9	13	6 MOUSAVI ERAGHI Seyed Mohammad	
6	27	Total Team	Block	9	46	Total Team
2	6	6 LEE Mingyu		4	11	6 MOUSAVI ERAGHI Seyed Mohammad
2	4	11 CHOI Minho		3	7	15 TASHAKORI Armin
1	2	1 SONG Myunggeun	1	3	4 MAROUFLAKRANI Mirsaeid	
3	84	Total Team	Serve	6	97	Total Team
1	11	6 LEE Mingyu		3	20	5 GHAEMI Farhad
1	15	8 PARK Sangha		2	11	6 MOUSAVI ERAGHI Seyed Mohammad
1	10	17 SEO Jaeduck	1	11	2 EBADIPOUR GHARAHASSANLOU Milad	
27		Total Team	Opp Error	34		Total Team
84	213	Total Team		98	240	Total Team
13	40	17 SEO Jaeduck	Best Scorer	15	40	2 EBADIPOUR GHARAHASSANLOU Milad
114 km/h		1 SONG Myunggeun	Fastest Serve	114 km/h		1 MAHMOUDI KHATOUNABADI Shahram

#### LEGEND

Atts Attempts  
L Libero player  
n Starting line-up where n = starting position on court (i.e. positions 1 to 6)  
Opp Opponent

C Team Captain  
L Substitute libero  
nn Substitute where nn = jersey number of out going player  
Pts Points scored

Timing and Results provided by Tissot



MON 29 SEP 2014  
Start Time: 10:30 / End Time: 11:30

Match No.: 37

### Match Results

경기 결과

Match Duration: 1h 00m  
Spectators: 150

P2

KAZ vs MDV

3 0

Teams	Sets	1	2	3	Total
KAZ	3	25	25	25	75
MDV	0	18	9	15	42
	Playing Time	19m	16m	19m	54m

First Referee: OH Sangjun (KOR)

Second Referee: PIMTHONGKHONBURI Sasiprapa (THA)

KAZ - Kazakhstan								
No	C/L	Name	1	2	3	4	5	Pts
2		KUZNETSOV Anton	4	3	4			12
3		YUDIN Anton						
4		STOLNIKOV Alexandr	6	5	6			8
5		KUZNETSOV Sergey	2	1	2			4
6	L	BAIBEKOV Kairat	L	L	L			
7	C	GORBATKOV Dmitriy	3	2	3			7
8		GABDULIN Kanat						
9		IMANGALIYEV Marat						
12		KADIRKHANOV Nodirkhan	1	6	1			6
17		RADKEVICH Sergey						
18		VORIVODIN Vitaliy						
19		MAMEDOV Maxim	5	4	5			12

MDV - Maldives								
No	C/L	Name	1	2	3	4	5	Pts
2		AHSAN Mohamed	3	3	3			2
3	L	ABDULLA Junaid						
5		SAEED Hussain	6	6	6			1
8	C	MOHAMED Ishan	1	1				
9		SAJID Ismail						
10		ABDUL KAREEM Ahmed						
11		NILAAM Hassan	4	5	5			2
12		HUZAAM Ali	8		11			2
13		VISAM Hussain	11	8	1			
14	L	NABEEL Ahmed	L	L	L			
15		ADAM Asfag	2	2	2			8
16		SHAIN Mohamed	5	4	4			12

### TEAM AND PLAYER PERFORMANCES

Won	Total Atts	No Name
31	63	<b>Total Team</b>
10	21	19 MAMEDOV Maxim
7	8	2 KUZNETSOV Anton
6	17	4 STOLNIKOV Alexandr
13	39	<b>Total Team</b>
3	5	7 GORBATKOV Dmitriy
3	8	5 KUZNETSOV Sergey
2	5	19 MAMEDOV Maxim
5	73	<b>Total Team</b>
3	17	2 KUZNETSOV Anton
1	11	4 STOLNIKOV Alexandr
1	13	7 GORBATKOV Dmitriy
26		<b>Total Team</b>
75	175	<b>Total Team</b>
12	35	2 KUZNETSOV Anton
100 km/h		19 MAMEDOV Maxim

Scoring Skills
Spike
Block
Serve
Opp Error
Total
Best Scorer
Fastest Serve

Won	Total Atts	No Name
23	82	<b>Total Team</b>
11	30	16 SHAIN Mohamed
8	20	15 ADAM Asfag
1	4	2 AHSAN Mohamed
2	15	<b>Total Team</b>
1	4	11 NILAAM Hassan
1	4	2 AHSAN Mohamed
2	44	<b>Total Team</b>
1	7	16 SHAIN Mohamed
1	5	12 HUZAAM Ali
15		<b>Total Team</b>
42	141	<b>Total Team</b>
12	38	16 SHAIN Mohamed
90 km/h		11 NILAAM Hassan

#### LEGEND

Atts Attempts  
L Libero player  
n Starting line-up where n = starting position on court (i.e. positions 1 to 6)  
Opp Opponent

C Team Captain  
L Substitute libero  
nn Substitute where nn = jersey number of out going player  
Pts Points scored

Timing and Results provided by Tissot





Match No.: 38

### Match Results

경기 결과

Match Duration: 1h 17m  
Spectators: 110

P2

TPE vs HKG  
3 0

Teams	Sets	1	2	3	Total
TPE	3	25	25	27	77
HKG	0	23	21	25	69
	Playing Time	23m	21m	27m	1h 11m

First Referee: SUNG Haeyooun (KOR)

Second Referee: KHATRI Raj Singh (IND)

#### TPE - Chinese Taipei

No	C/L	Name	1	2	3	4	5	Pts
2		CHANG Liang Hao						
3		LI Chia Hsuan						
6		HUANG Chun Ching	6	6	6			7
7		LIU Hung Min		19	2			5
9		CHIANG Tien Yu	3	3	3			9
11		LU CHIANG Yao Chiang	9		6			
13		CHENG Ju Chien	1	1				2
14		WANG Ming Chun	4	4	4			17
15		HUANG Chin Feng	5	5	5			13
16	L	LIN Yung Shun	L	L	L			
17		HUANG Pei Hung		13	1			
19	C	CHEN Chien Chen	2	2	7			3

#### HKG - Hong Kong, China

No	C/L	Name	1	2	3	4	5	Pts
4		YIK Chi Hin	7		9			
5	C	KWONG Ngai Shing Jacky		20				
7		LAM Chun Man	5	6	5			4
8		LEE Man Sing	6	1	6			5
9		CHUNG Wai Sze	1	2	1			3
11		SIU Cheong Hung	2	3	2			11
12		WU Lok Kan		9				
13	L	NG Kin Pong Jonathan	L	L	L			
14		KWOK Chung Kan	18	18	8			
15		LUK Chun Ho	20					
18		YAU Tze Ching	3	4	3			6
20		CHAN Alex Chi Wai	4	5	4			20

#### TEAM AND PLAYER PERFORMANCES

Won	Total Atts	No Name	Scoring Skills	Won	Total Atts	No Name
48	82	<b>Total Team</b>	Spike	41	87	<b>Total Team</b>
17	25	14 WANG Ming Chun		19	33	20 CHAN Alex Chi Wai
12	22	15 HUANG Chin Feng		9	28	11 SIU Cheong Hung
6	8	6 HUANG Chun Ching	Block	5	24	<b>Total Team</b>
3	10	9 CHIANG Tien Yu		2	8	18 YAU Tze Ching
1	5	6 HUANG Chun Ching		1	5	11 SIU Cheong Hung
1	4	13 CHENG Ju Chien	Serve	1	2	9 CHUNG Wai Sze
2	75	<b>Total Team</b>		3	71	<b>Total Team</b>
1	11	13 CHENG Ju Chien		1	11	7 LAM Chun Man
1	7	7 LIU Hung Min	Opp Error	1	11	18 YAU Tze Ching
21		<b>Total Team</b>		1	12	11 SIU Cheong Hung
77	187	<b>Total Team</b>		20		<b>Total Team</b>
			<b>Total</b>	69	182	<b>Total Team</b>
17	40	14 WANG Ming Chun	<b>Best Scorer</b>	20	44	20 CHAN Alex Chi Wai
106 km/h		15 HUANG Chin Feng	<b>Fastest Serve</b>	91 km/h		20 CHAN Alex Chi Wai

#### LEGEND

Atts Attempts  
L Libero player  
n Starting line-up where n = starting position on court (i.e. positions 1 to 6)  
Opp Opponent

C Team Captain  
L Substitute libero  
nn Substitute where nn = jersey number of out going player  
Pts Points scored

Timing and Results provided by Tissot



MON 29 SEP 2014  
Start Time: 16:30 / End Time: 17:42

Match No.: 39

### Match Results

경기 결과

Match Duration: 1h 12m  
Spectators: 150

P2

PAK vs MYA

3 0

Teams	Sets	1	2	3	Total
PAK	3	25	25	25	75
MYA	0	21	22	23	66
	Playing Time	21m	21m	24m	1h 06m

First Referee: WANG Ziling (CHN)

Second Referee: CHENG Lai Chun (TPE)

PAK - Pakistan								
No	C/L	Name	1	2	3	4	5	Pts
1		RASOOL Mohib	3	3	3			9
3		RAZA Mubashir	5	5				3
4		NAQVI Syed Shujah Abbas						
5		NADEEM Asif	1	1	1			4
6		ALI Akhtar						
7		KHAN Muhammad Ismail		3	5			6
8		KHAN Aimal	4	4	4			17
9		KHAN Nasir	2	2	2			10
10	C	AHMED Naseer	5	5				
12	L	SULTAN Imran	L	L	L			
15		JEHAN Murad						
17		IDREES Muhammad	6	6	6			8

MYA - Myanmar								
No	C/L	Name	1	2	3	4	5	Pts
1		NAY Lin Aung		6	6			3
2	C	KYAW Kyaw Htway	1	1	1			2
3		ZAW Myo	4	4				2
4		MYO Min Oo			4			
5		WIN Tun Oo	6					2
7		KHWE Char Maung						
9		DO Mae Ni Ko	5	5	5			6
11		AUNG Thu	3	3	3			22
12		YAN Lin Aung			2			3
17		THWIN Htoo Zin	2	2				4
18	L	NAY Lin Aung	L	L	L			

### TEAM AND PLAYER PERFORMANCES

Won	Total Atts	No	Name
48	93	Total Team	
16	38	8	KHAN Aimal
8	18	9	KHAN Nasir
6	11	17	IDREES Muhammad
7	26	Total Team	
2	4	1	RASOOL Mohib
2	6	17	IDREES Muhammad
1	6	7	KHAN Muhammad Ismail
2	73	Total Team	
1	15	9	KHAN Nasir
1	12	1	RASOOL Mohib
18		Total Team	
75	192	Total Team	
17	54	8	KHAN Aimal
102 km/h		3	RAZA Mubashir

Scoring Skills
Spike
Block
Serve
Opp Error
Total
Best Scorer
Fastest Serve

Won	Total Atts	No	Name
35	71	Total Team	
20	39	11	AUNG Thu
4	7	9	DO Mae Ni Ko
3	4	1	NAY Lin Aung
7	37	Total Team	
2	4	12	YAN Lin Aung
2	7	9	DO Mae Ni Ko
1	1	3	ZAW Myo
2	68	Total Team	
1	11	17	THWIN Htoo Zin
1	13	11	AUNG Thu
22		Total Team	
66	176	Total Team	
22	64	11	AUNG Thu
100 km/h		11	AUNG Thu

#### LEGEND

Atts Attempts  
L Libero player  
n Starting line-up where n = starting position on court (i.e. positions 1 to 6)  
Opp Opponent

C Team Captain  
L Substitute libero  
nn Substitute where nn = jersey number of out going player  
Pts Points scored

Timing and Results provided by Tissot



MON 29 SEP 2014  
Start Time: 19:30 / End Time: 21:22

Match No.: 40

### Match Results

경기 결과

Match Duration: 1h 52m  
Spectators: 115

P2

KSA vs TKM  
3 1

Teams	Sets	1	2	3	4	Total
KSA	3	23	25	25	26	99
TKM	1	25	19	20	24	88
Playing Time		26m	23m	24m	30m	1h 43m

First Referee: ALI F B Th F Alsaied (KUW)

Second Referee: CHUNG Ching Ju (TPE)

#### KSA - Saudi Arabia

No	C/L	Name	1	2	3	4	5	Pts
2		ALJAHANI Majed Mohammed S	6	1	6	1		12
3		ALBAKHET Ahmed Abdulrahman M	3	4	3	4		18
4		ALBAKHEET Nawaf Abdulrahman M	5	6	5	6		11
7		ALNAJRANI Omar Mansour S						
9		ALKHAWAHER Dhia Ali A						
10	L	ALGHAMDI Ayman Ahmad Y	L	L	L	L		
12		ALMUTAIRI Muwfaq Masoud S	2	3	2	3		2
13		ALMABADI Ahmed Masoud M						
14		ALDOSSARI Thamer Abdullah S				12		2
15	C	ALKHAIBARY Esmael Abdullah A						
17		MAJRASHI Ibrahim Ali A	1	2	1	2		11
18		ALKHALDI Abdulaziz Fahad S	4	5	4	5		10

#### TKM - Turkmenistan

No	C/L	Name	1	2	3	4	5	Pts
1	C	GYLYCHDURDYEV Gurbanmuhammet	3	3	3	3		6
2	L	TACHGELDIYEV Berdimammet	L	L	L	L		
3		ROZMETOV Bahram	6	6	6	6		12
4		GURBANOV Yusup		8				
5		AZIMOV Merdan						
6		NURYEV Dovletgeldi	4	4	4	4		25
7		MASSAROV Mekan		3				
8		NURYEV Didar	5	5	5	5		10
9		NURYEV Davut	2	2	2	2		12
10		ARTYKOV Ruslan	1	1	1	1		2
11		MYRATGELDIYEV Begli						
12		GAYPOV Ezizmyrat		10		10		

#### TEAM AND PLAYER PERFORMANCES

Won	Total Atts	No Name
49	113	<b>Total Team</b>
14	33	3 ALBAKHET Ahmed Abdulrahman M
11	21	2 ALJAHANI Majed Mohammed S
10	32	4 ALBAKHEET Nawaf Abdulrahman M
10	51	<b>Total Team</b>
3	9	18 ALKHALDI Abdulaziz Fahad S
2	12	12 ALMUTAIRI Muwfaq Masoud S
2	9	3 ALBAKHET Ahmed Abdulrahman M
7	98	<b>Total Team</b>
2	17	18 ALKHALDI Abdulaziz Fahad S
2	18	3 ALBAKHET Ahmed Abdulrahman M
1	4	14 ALDOSSARI Thamer Abdullah S
33		<b>Total Team</b>
99	262	<b>Total Team</b>
18	60	3 ALBAKHET Ahmed Abdulrahman M
103 km/h		3 ALBAKHET Ahmed Abdulrahman M

Scoring Skills
<b>Spike</b>
<b>Block</b>
<b>Serve</b>
<b>Opp Error</b>
<b>Total</b>
<b>Best Scorer</b>
<b>Fastest Serve</b>

Won	Total Atts	No Name
61	129	<b>Total Team</b>
25	46	6 NURYEV Dovletgeldi
12	31	9 NURYEV Davut
10	16	3 ROZMETOV Bahram
6	49	<b>Total Team</b>
3	8	1 GYLYCHDURDYEV Gurbanmuhammet
2	15	3 ROZMETOV Bahram
1	8	8 NURYEV Didar
	89	<b>Total Team</b>
21		<b>Total Team</b>
88	267	<b>Total Team</b>
25	71	6 NURYEV Dovletgeldi
87 km/h		3 ROZMETOV Bahram

#### LEGEND

**Atts** Attempts  
**L** Libero player  
**n** Starting line-up where n = starting position on court (i.e. positions 1 to 6)  
**Opp** Opponent

**C** Team Captain  
**L** Substitute libero  
**nn** Substitute where nn = jersey number of out going player  
**Pts** Points scored

Timing and Results provided by Tissot



Match No.: 33

### Match Statistics

경기 통계

Match Duration: 1h 08m  
Spectators: 1000

P3


KUW vs THA  
0 3

Teams	Sets	1	2	3	Total
KUW	0	15	17	18	50
THA	3	25	25	25	75
	Playing Time	20m	20m	22m	1h 02m


First Referee: PARK Kisuk (KOR)

Second Referee: TANO Toshihiko (JPN)


### KUW - Kuwait

Scoring Spike

Limit 15.00%

Rk	No	Name	Spikes	Faults	Shots	Total Attempts	Eff %
1	17	ALOTAIBI Abdulrahman	6	3	7	16	18.75
2	6	ABDULMAJIEID Sultan	7	4	6	17	17.65
3	1	MANSOUR Abdullah	7	4	11	22	13.64
	7	ALSALIM Amer	8	1	-	9	
	11	ALBANNA Mohammad	2	1	4	7	
	2	BAHAROH Mousa	-	-	-	-	
	4	ALKHAREEF Abdulaziz	-	-	-	-	
	5	SAYAH Ali	-	-	-	-	
	13	DASHTI Naser	-	-	-	-	
	14	ALI Abdullah	-	-	-	-	
	15	ALKAZIMI Zaid	-	-	-	-	
	18	SALEEM Abdulaziz	-	-	-	-	
<b>Team Totals</b>			30	13	28	71	23.94

Scoring Block


Rk	No	Name	Kill Blocks	Faults	Rebounds	Total Attempts	Avg by Set
1	11	ALBANNA Mohammad	3	6	1	10	1.00
2	7	ALSALIM Amer	1	4	1	6	0.33
3	1	MANSOUR Abdullah	-	6	2	8	0.00
3	17	ALOTAIBI Abdulrahman	-	3	-	3	0.00
3	6	ABDULMAJIEID Sultan	-	-	1	1	0.00
3	15	ALKAZIMI Zaid	-	-	1	1	0.00
3	2	BAHAROH Mousa	-	1	-	1	0.00
	4	ALKHAREEF Abdulaziz	-	-	-	-	
	5	SAYAH Ali	-	-	-	-	
	13	DASHTI Naser	-	-	-	-	
	14	ALI Abdullah	-	-	-	-	
	18	SALEEM Abdulaziz	-	-	-	-	
<b>Team Totals</b>			4	20	6	30	1.33

Scoring Service


Rk	No	Name	Aces	Faults	Serve Hits	Total Attempts	Avg by Set
1	6	ABDULMAJIEID Sultan	1	2	7	10	0.33
2	1	MANSOUR Abdullah	-	1	9	10	0.00
2	7	ALSALIM Amer	-	3	7	10	0.00
2	11	ALBANNA Mohammad	-	2	6	8	0.00
2	17	ALOTAIBI Abdulrahman	-	-	6	6	0.00
2	2	BAHAROH Mousa	-	2	3	5	0.00
2	15	ALKAZIMI Zaid	-	-	3	3	0.00
	4	ALKHAREEF Abdulaziz	-	-	-	-	
	5	SAYAH Ali	-	-	-	-	
	13	DASHTI Naser	-	-	-	-	
	14	ALI Abdullah	-	-	-	-	
	18	SALEEM Abdulaziz	-	-	-	-	
<b>Team Totals</b>			1	10	41	52	0.33

Team
Opponent Errors & Team Faults

15	1
----	---

Timing and Results provided by Tissot



Match No.: 33

### Match Statistics

경기 통계

Match Duration: 1h 08m  
Spectators: 1000

P3


KUW vs THA  
0 3

Teams	Sets	1	2	3	Total
KUW	0	15	17	18	50
THA	3	25	25	25	75
	Playing Time	20m	20m	22m	1h 02m


First Referee: PARK Kisuk (KOR)

Second Referee: TANO Toshihiko (JPN)

### KUW - Kuwait

Non-Scoring Dig


Rk	No	Name	Digs	Faults	Receptions	Total Attempts	Avg by Set
1	17	ALOTAIBI Abdulrahman	1	1	3	5	0.33
2	1	MANSOUR Abdullah	-	2	6	8	0.00
2	6	ABDULMAJIEID Sultan	-	3	3	6	0.00
2	18	SALEEM Abdulaziz	-	2	3	5	0.00
2	5	SAYAH Ali	-	1	2	3	0.00
2	2	BAHAROH Mousa	-	1	1	2	0.00
2	7	ALSALIM Amer	-	-	1	1	0.00
	4	ALKHAREEF Abdulaziz	-	-	-	-	-
	11	ALBANNA Mohammad	-	-	-	-	-
	13	DASHTI Naser	-	-	-	-	-
	14	ALI Abdullah	-	-	-	-	-
	15	ALKAZIMI Zaid	-	-	-	-	-
<b>Team Totals</b>			1	10	19	30	0.33

Non-Scoring Set


Rk	No	Name	Running Sets	Faults	Still Sets	Total Attempts	Avg by Set
1	2	BAHAROH Mousa	17	-	24	41	5.67
2	15	ALKAZIMI Zaid	6	-	8	14	2.00
3	1	MANSOUR Abdullah	4	-	-	4	1.33
4	11	ALBANNA Mohammad	1	-	3	4	0.33
4	18	SALEEM Abdulaziz	1	-	2	3	0.33
6	7	ALSALIM Amer	-	-	2	2	0.00
6	17	ALOTAIBI Abdulrahman	-	-	1	1	0.00
6	6	ABDULMAJIEID Sultan	-	1	-	1	0.00
	4	ALKHAREEF Abdulaziz	-	-	-	-	-
	5	SAYAH Ali	-	-	-	-	-
	13	DASHTI Naser	-	-	-	-	-
	14	ALI Abdullah	-	-	-	-	-
<b>Team Totals</b>			29	1	40	70	9.67

Non-Scoring Reception

<b>Limit</b>
<b>25.00%</b>

Rk	No	Name	Excellents	Faults	Serve Receptions	Total Attempts	Succ %
1	17	ALOTAIBI Abdulrahman	7	1	15	23	30.43
2	1	MANSOUR Abdullah	4	3	23	30	13.33
	18	SALEEM Abdulaziz	3	-	1	4	-
	14	ALI Abdullah	-	2	2	4	-
	5	SAYAH Ali	-	-	2	2	-
	7	ALSALIM Amer	-	-	1	1	-
	11	ALBANNA Mohammad	1	-	-	1	-
	2	BAHAROH Mousa	-	-	-	-	-
	4	ALKHAREEF Abdulaziz	-	-	-	-	-
	6	ABDULMAJIEID Sultan	-	-	-	-	-
	13	DASHTI Naser	-	-	-	-	-
	15	ALKAZIMI Zaid	-	-	-	-	-
<b>Team Totals</b>			15	6	44	65	23.08





Match No.: 33

### Match Statistics

경기 통계

Match Duration: 1h 08m  
Spectators: 1000

P3


KUW vs THA  
0 3

Teams	Sets	1	2	3	Total
KUW	0	15	17	18	50
THA	3	25	25	25	75
	Playing Time	20m	20m	22m	1h 02m


First Referee: PARK Kisuk (KOR)

Second Referee: TANO Toshihiko (JPN)


### THA - Thailand

Scoring Spike

Limit 15.00%

Rk	No	Name	Spikes	Faults	Shots	Total Attempts	Eff %
1	9	SRI UTTAWONG Kittikun	7	-	4	11	63.64
2	14	SOMKANE Kitsada	13	3	4	20	50.00
3	1	RAKSAKAEW Jirayu	13	5	4	22	36.36
	10	NAMKHUNTHOD Kittinon	3	2	2	7	
	16	NAKPRASONG Teerasak	5	-	1	6	
	17	CHAROENSUK Saranchit	3	-	-	3	
	3	NANBOON Kon	-	-	1	1	
	2	VAENPRADAB Montri	-	-	-	-	
	7	SILAPASRON Kanit	-	-	-	-	
	12	WATTANA Yossapol	-	-	-	-	
	13	SUKSALA Wutthichai	-	-	-	-	
	18	PHUANGLIB Montri	-	-	-	-	
Team Totals			44	10	16	70	48.57

Scoring Block


Rk	No	Name	Kill Blocks	Faults	Rebounds	Total Attempts	Avg by Set
1	10	NAMKHUNTHOD Kittinon	3	3	4	10	1.00
2	1	RAKSAKAEW Jirayu	2	4	-	6	0.67
3	16	NAKPRASONG Teerasak	-	4	4	8	0.00
3	17	CHAROENSUK Saranchit	-	3	-	3	0.00
3	9	SRI UTTAWONG Kittikun	-	-	1	1	0.00
3	14	SOMKANE Kitsada	-	-	1	1	0.00
3	18	PHUANGLIB Montri	-	-	1	1	0.00
	2	VAENPRADAB Montri	-	-	-	-	
	3	NANBOON Kon	-	-	-	-	
	7	SILAPASRON Kanit	-	-	-	-	
	12	WATTANA Yossapol	-	-	-	-	
	13	SUKSALA Wutthichai	-	-	-	-	
Team Totals			5	14	11	30	1.67

Scoring Service


Rk	No	Name	Aces	Faults	Serve Hits	Total Attempts	Avg by Set
1	16	NAKPRASONG Teerasak	3	1	16	20	1.00
1	1	RAKSAKAEW Jirayu	3	2	7	12	1.00
3	9	SRI UTTAWONG Kittikun	-	-	11	11	0.00
3	10	NAMKHUNTHOD Kittinon	-	2	8	10	0.00
3	17	CHAROENSUK Saranchit	-	-	9	9	0.00
3	14	SOMKANE Kitsada	-	2	7	9	0.00
3	12	WATTANA Yossapol	-	-	1	1	0.00
3	7	SILAPASRON Kanit	-	1	-	1	0.00
	2	VAENPRADAB Montri	-	-	-	-	
	3	NANBOON Kon	-	-	-	-	
	13	SUKSALA Wutthichai	-	-	-	-	
	18	PHUANGLIB Montri	-	-	-	-	
Team Totals			6	8	59	73	2.00

Team
Opponent Errors & Team Faults

20
----

Timing and Results provided by Tissot



Match No.: 33

### Match Statistics

경기 통계

Match Duration: 1h 08m  
Spectators: 1000

P3


KUW vs THA  
0 3

Teams	Sets	1	2	3	Total
KUW	0	15	17	18	50
THA	3	25	25	25	75
	Playing Time	20m	20m	22m	1h 02m


First Referee: PARK Kisuk (KOR)

Second Referee: TANO Toshihiko (JPN)

### THA - Thailand

Non-Scoring Dig


Rk	No	Name	Digs	Faults	Receptions	Total Attempts	Avg by Set
1	14	SOMKANE Kitsada	1	1	4	6	0.33
2	16	NAKPRASONG Teerasak	-	2	9	11	0.00
2	18	PHUANGLIB Montri	-	2	6	8	0.00
2	9	SRI UTTHAWONG Kittikun	-	-	5	5	0.00
2	17	CHAROENSUK Saranchit	-	-	4	4	0.00
2	1	RAKSAKAEW Jirayu	-	1	1	2	0.00
2	10	NAMKHUNTHOD Kittinon	-	1	1	2	0.00
	2	VAENPRADAB Montri	-	-	-	-	-
	3	NANBOON Kon	-	-	-	-	-
	7	SILAPASRON Kanit	-	-	-	-	-
	12	WATTANA Yossapol	-	-	-	-	-
	13	SUKSALA Wutthichai	-	-	-	-	-
<b>Team Totals</b>			1	7	30	38	0.33

Non-Scoring Set


Rk	No	Name	Running Sets	Faults	Still Sets	Total Attempts	Avg by Set
1	17	CHAROENSUK Saranchit	36	-	20	56	12.00
2	12	WATTANA Yossapol	1	1	4	6	0.33
2	9	SRI UTTHAWONG Kittikun	1	-	-	1	0.33
2	18	PHUANGLIB Montri	1	-	-	1	0.33
5	1	RAKSAKAEW Jirayu	-	-	1	1	0.00
	2	VAENPRADAB Montri	-	-	-	-	-
	3	NANBOON Kon	-	-	-	-	-
	7	SILAPASRON Kanit	-	-	-	-	-
	10	NAMKHUNTHOD Kittinon	-	-	-	-	-
	13	SUKSALA Wutthichai	-	-	-	-	-
	14	SOMKANE Kitsada	-	-	-	-	-
	16	NAKPRASONG Teerasak	-	-	-	-	-
<b>Team Totals</b>			39	1	25	65	13.00

Non-Scoring Reception

<b>Limit</b>
25.00%

Rk	No	Name	Excellents	Faults	Serve Receptions	Total Attempts	Succ %
1	14	SOMKANE Kitsada	7	1	13	21	33.33
	18	PHUANGLIB Montri	5	-	8	13	
	9	SRI UTTHAWONG Kittikun	2	-	5	7	
	1	RAKSAKAEW Jirayu	-	-	-	-	
	2	VAENPRADAB Montri	-	-	-	-	
	3	NANBOON Kon	-	-	-	-	
	7	SILAPASRON Kanit	-	-	-	-	
	10	NAMKHUNTHOD Kittinon	-	-	-	-	
	12	WATTANA Yossapol	-	-	-	-	
	13	SUKSALA Wutthichai	-	-	-	-	
	16	NAKPRASONG Teerasak	-	-	-	-	
	17	CHAROENSUK Saranchit	-	-	-	-	
<b>Team Totals</b>			14	1	26	41	34.15

Avg	Eff%	Rk	Succ%
Average	Efficiency	Rank	Success %

Timing and Results provided by Tissot



Match No.: 34

### Match Statistics

경기 통계

Match Duration: 1h 13m  
Spectators: 800

P3


JPN vs CHN  
3 0

Teams	Sets	1	2	3	Total
JPN	3	25	25	25	75
CHN	0	18	20	17	55
	Playing Time	21m	24m	22m	1h 07m


First Referee: FAHAD MOHAMMED Ismael (QAT)

Second Referee: JEON Younga (KOR)


### JPN - Japan

Scoring Spike

Limit 15.00%

Rk	No	Name	Spikes	Faults	Shots	Total Attempts	Eff %
1	1	SHIMIZU Kunihiro	17	5	6	28	42.86
2	7	KOSHIKAWA Yu	6	2	3	11	36.36
3	18	YONEYAMA Yuta	8	4	7	19	21.05
	16	DEKITA Takashi	4	2	2	8	
	12	YAMAUCHI Akihiro	5	-	-	5	
	11	YANAGIDA Masahiro	1	-	-	1	
	6	UCHIYAMA Shohei	-	-	-	-	
	8	TSUBAKIYAMA Ryosuke	-	-	-	-	
	13	FUKATSU Hideomi	-	-	-	-	
	14	ISHIKAWA Yuki	-	-	-	-	
	17	NAGANO Takeshi	-	-	-	-	
	19	FUSHIMI Yamato	-	-	-	-	
Team Totals			41	13	18	72	38.89

Scoring Block


Rk	No	Name	Kill Blocks	Faults	Rebounds	Total Attempts	Avg by Set
1	16	DEKITA Takashi	3	2	3	8	1.00
2	18	YONEYAMA Yuta	1	-	2	3	0.33
2	13	FUKATSU Hideomi	1	1	1	3	0.33
2	12	YAMAUCHI Akihiro	1	2	-	3	0.33
5	7	KOSHIKAWA Yu	-	5	2	7	0.00
5	1	SHIMIZU Kunihiro	-	3	2	5	0.00
	6	UCHIYAMA Shohei	-	-	-	-	
	8	TSUBAKIYAMA Ryosuke	-	-	-	-	
	11	YANAGIDA Masahiro	-	-	-	-	
	14	ISHIKAWA Yuki	-	-	-	-	
	17	NAGANO Takeshi	-	-	-	-	
	19	FUSHIMI Yamato	-	-	-	-	
Team Totals			6	13	10	29	2.00

Scoring Service


Rk	No	Name	Aces	Faults	Serve Hits	Total Attempts	Avg by Set
1	7	KOSHIKAWA Yu	4	3	9	16	1.33
2	18	YONEYAMA Yuta	1	1	13	15	0.33
2	1	SHIMIZU Kunihiro	1	1	8	10	0.33
2	13	FUKATSU Hideomi	1	1	8	10	0.33
5	12	YAMAUCHI Akihiro	-	2	9	11	0.00
5	16	DEKITA Takashi	-	1	6	7	0.00
5	11	YANAGIDA Masahiro	-	2	1	3	0.00
5	14	ISHIKAWA Yuki	-	1	-	1	0.00
	6	UCHIYAMA Shohei	-	-	-	-	
	8	TSUBAKIYAMA Ryosuke	-	-	-	-	
	17	NAGANO Takeshi	-	-	-	-	
	19	FUSHIMI Yamato	-	-	-	-	
Team Totals			7	12	54	73	2.33

Team
Opponent Errors & Team Faults

21
----

Timing and Results provided by Tissot



Match No.: 34

### Match Statistics

경기 통계

Match Duration: 1h 13m  
Spectators: 800

P3

JPN vs CHN


3 0

Teams	Sets	1	2	3	Total
JPN	3	25	25	25	75
CHN	0	18	20	17	55
	Playing Time	21m	24m	22m	1h 07m

First Referee: FAHAD MOHAMMED Ismael (QAT)

Second Referee: JEON Younga (KOR)

### JPN - Japan

Non-Scoring Dig


Rk	No	Name	Digs	Faults	Receptions	Total Attempts	Avg by Set
1	13	FUKATSU Hideomi	3	-	3	6	1.00
2	17	NAGANO Takeshi	1	2	13	16	0.33
2	1	SHIMIZU Kunihiro	1	1	2	4	0.33
4	18	YONEYAMA Yuta	-	1	4	5	0.00
4	16	DEKITA Takashi	-	-	2	2	0.00
4	7	KOSHIKAWA Yu	-	1	1	2	0.00
4	12	YAMAUCHI Akihiro	-	1	-	1	0.00
	6	UCHIYAMA Shohei	-	-	-	-	-
	8	TSUBAKIYAMA Ryosuke	-	-	-	-	-
	11	YANAGIDA Masahiro	-	-	-	-	-
	14	ISHIKAWA Yuki	-	-	-	-	-
	19	FUSHIMI Yamato	-	-	-	-	-
<b>Team Totals</b>			5	6	25	36	1.67

Non-Scoring Set


Rk	No	Name	Running Sets	Faults	Still Sets	Total Attempts	Avg by Set
1	13	FUKATSU Hideomi	37	-	22	59	12.33
2	7	KOSHIKAWA Yu	3	-	-	3	1.00
3	18	YONEYAMA Yuta	-	-	4	4	0.00
3	17	NAGANO Takeshi	-	-	3	3	0.00
3	6	UCHIYAMA Shohei	-	-	1	1	0.00
	1	SHIMIZU Kunihiro	-	-	-	-	-
	8	TSUBAKIYAMA Ryosuke	-	-	-	-	-
	11	YANAGIDA Masahiro	-	-	-	-	-
	12	YAMAUCHI Akihiro	-	-	-	-	-
	14	ISHIKAWA Yuki	-	-	-	-	-
	16	DEKITA Takashi	-	-	-	-	-
	19	FUSHIMI Yamato	-	-	-	-	-
<b>Team Totals</b>			40		30	70	13.33

Non-Scoring Reception

<b>Limit</b>
25.00%

Rk	No	Name	Excellents	Faults	Serve Receptions	Total Attempts	Succ %
1	17	NAGANO Takeshi	14	-	4	18	77.78
2	18	YONEYAMA Yuta	7	-	7	14	50.00
	7	KOSHIKAWA Yu	4	2	3	9	
	12	YAMAUCHI Akihiro	-	-	1	1	
	1	SHIMIZU Kunihiro	-	-	-	-	
	6	UCHIYAMA Shohei	-	-	-	-	
	8	TSUBAKIYAMA Ryosuke	-	-	-	-	
	11	YANAGIDA Masahiro	-	-	-	-	
	13	FUKATSU Hideomi	-	-	-	-	
	14	ISHIKAWA Yuki	-	-	-	-	
	16	DEKITA Takashi	-	-	-	-	
	19	FUSHIMI Yamato	-	-	-	-	
<b>Team Totals</b>			25	2	15	42	59.52



Match No.: 34

### Match Statistics

경기 통계

Match Duration: 1h 13m  
Spectators: 800

P3


JPN vs CHN  
3 0

Teams	Sets	1	2	3	Total
JPN	3	25	25	25	75
CHN	0	18	20	17	55
	Playing Time	21m	24m	22m	1h 07m


First Referee: FAHAD MOHAMMED Ismael (QAT)

Second Referee: JEON Younga (KOR)


### CHN - China

Scoring Spike

Limit
15.00%

Rk	No	Name	Spikes	Faults	Shots	Total Attempts	Eff %
1	7	ZHONG Weijun	6	3	8	17	17.65
1	3	YUAN Zhi	7	4	6	17	17.65
	4	ZHANG Chen	4	2	2	8	
	11	GENG Xin	6	-	-	6	
	14	XU Jingtao	4	-	2	6	
	13	KOU Zhichao	1	1	2	4	
	8	CUI Jianjun	-	-	2	2	
	6	LIANG Chunlong	-	1	1	2	
	15	LI Runming	-	-	-	-	
	16	REN Qi	-	-	-	-	
	18	JI Daoshuai	-	-	-	-	
	22	MAO Tianyi	-	-	-	-	
Team Totals			28	11	23	62	27.42

Scoring Block


Rk	No	Name	Kill Blocks	Faults	Rebounds	Total Attempts	Avg by Set
1	15	LI Runming	3	2	2	7	1.00
2	14	XU Jingtao	1	7	3	11	0.33
2	11	GENG Xin	1	3	2	6	0.33
2	6	LIANG Chunlong	1	2	2	5	0.33
5	3	YUAN Zhi	-	3	1	4	0.00
5	4	ZHANG Chen	-	1	1	2	0.00
5	7	ZHONG Weijun	-	2	-	2	0.00
5	8	CUI Jianjun	-	1	-	1	0.00
	13	KOU Zhichao	-	-	-	-	
	16	REN Qi	-	-	-	-	
	18	JI Daoshuai	-	-	-	-	
	22	MAO Tianyi	-	-	-	-	
Team Totals			6	21	11	38	2.00

Scoring Service


Rk	No	Name	Aces	Faults	Serve Hits	Total Attempts	Avg by Set
1	15	LI Runming	1	2	4	7	0.33
1	6	LIANG Chunlong	1	1	4	6	0.33
3	11	GENG Xin	-	1	9	10	0.00
3	7	ZHONG Weijun	-	3	5	8	0.00
3	4	ZHANG Chen	-	-	7	7	0.00
3	3	YUAN Zhi	-	4	3	7	0.00
3	14	XU Jingtao	-	1	4	5	0.00
3	13	KOU Zhichao	-	3	1	4	0.00
3	8	CUI Jianjun	-	-	2	2	0.00
3	22	MAO Tianyi	-	-	1	1	0.00
	16	REN Qi	-	-	-	-	
	18	JI Daoshuai	-	-	-	-	
Team Totals			2	15	40	57	0.67

Team

Opponent Errors & Team Faults	19
-------------------------------	----

Timing and Results provided by Tissot





Match No.: 34

### Match Statistics

경기 통계

Match Duration: 1h 13m  
Spectators: 800

P3


JPN vs CHN  
3 0

Teams	Sets	1	2	3	Total
JPN	3	25	25	25	75
CHN	0	18	20	17	55
	Playing Time	21m	24m	22m	1h 07m


First Referee: FAHAD MOHAMMED Ismael (QAT)

Second Referee: JEON Younga (KOR)

### CHN - China

Non-Scoring Dig


Rk	No	Name	Digs	Faults	Receptions	Total Attempts	Avg by Set
1	16	REN Qi	4	5	1	10	1.33
2	15	LI Runming	-	4	2	6	0.00
2	3	YUAN Zhi	-	1	4	5	0.00
2	7	ZHONG Weijun	-	1	4	5	0.00
2	8	CUI Jianjun	-	-	2	2	0.00
2	14	XU Jingtao	-	1	1	2	0.00
2	13	KOU Zhichao	-	-	1	1	0.00
2	22	MAO Tianyi	-	-	1	1	0.00
2	11	GENG Xin	-	1	-	1	0.00
	4	ZHANG Chen	-	-	-	-	-
	6	LIANG Chunlong	-	-	-	-	-
	18	JI Daoshuai	-	-	-	-	-
<b>Team Totals</b>			4	13	16	33	1.33

Non-Scoring Set


Rk	No	Name	Running Sets	Faults	Still Sets	Total Attempts	Avg by Set
1	15	LI Runming	23	1	27	51	7.67
2	22	MAO Tianyi	2	-	3	5	0.67
3	4	ZHANG Chen	1	-	-	1	0.33
3	7	ZHONG Weijun	1	-	-	1	0.33
3	11	GENG Xin	1	-	-	1	0.33
6	16	REN Qi	-	-	4	4	0.00
6	8	CUI Jianjun	-	-	1	1	0.00
	3	YUAN Zhi	-	-	-	-	-
	6	LIANG Chunlong	-	-	-	-	-
	13	KOU Zhichao	-	-	-	-	-
	14	XU Jingtao	-	-	-	-	-
	18	JI Daoshuai	-	-	-	-	-
<b>Team Totals</b>			28	1	35	64	9.33

Non-Scoring Reception

<b>Limit</b>
<b>25.00%</b>

Rk	No	Name	Excellents	Faults	Serve Receptions	Total Attempts	Succ %
1	16	REN Qi	6	5	2	13	46.15
2	4	ZHANG Chen	8	1	9	18	44.44
3	7	ZHONG Weijun	8	1	12	21	38.10
	8	CUI Jianjun	2	-	4	6	-
	14	XU Jingtao	1	-	-	1	-
	3	YUAN Zhi	-	-	-	-	-
	6	LIANG Chunlong	-	-	-	-	-
	11	GENG Xin	-	-	-	-	-
	13	KOU Zhichao	-	-	-	-	-
	15	LI Runming	-	-	-	-	-
	18	JI Daoshuai	-	-	-	-	-
	22	MAO Tianyi	-	-	-	-	-
<b>Team Totals</b>			25	7	27	59	42.37

Avg	Eff%	Rk	Succ%
Average	Efficiency	Rank	Success %

Timing and Results provided by Tissot



Match No.: 35

### Match Statistics

경기 통계

Match Duration: 1h 16m  
Spectators: 250

P3


QAT vs IND  
3 0

Teams	Sets	1	2	3	Total
QAT	3	25	25	25	75
IND	0	20	20	20	60
	Playing Time	22m	24m	24m	1h 10m


First Referee: KIM Jongheun (KOR)

Second Referee: FIROUZI Ebrahim (IRI)


### QAT - Qatar

Scoring Spike

Limit
15.00%

Rk	No	Name	Spikes	Faults	Shots	Total Attempts	Eff %
1	10	SADIKH Ndir	10	1	15	26	34.62
2	12	HAMMAD Mubarak	9	3	11	23	26.09
	2	MOHAMED Jumah	6	1	4	11	
	6	CHIGBO John	5	-	3	8	
	16	IBRAHIM Ibrahim	6	-	2	8	
	3	STEVANOVIC Milos	-	1	1	2	
	4	RIBERO Renan	1	1	-	2	
	5	SAAD Sulaiman	-	-	-	-	
	9	BAIRAMI Ali	-	-	-	-	
	11	DIAB Ahmad	-	-	-	-	
	15	ABUWATFA Mohammed	-	-	-	-	
	19	EBRAHIM Mohammed	-	-	-	-	
<b>Team Totals</b>			37	7	36	80	37.50

Scoring Block


Rk	No	Name	Kill Blocks	Faults	Rebounds	Total Attempts	Avg by Set
1	16	IBRAHIM Ibrahim	5	4	3	12	1.67
2	6	CHIGBO John	3	3	6	12	1.00
3	10	SADIKH Ndir	2	2	6	10	0.67
3	2	MOHAMED Jumah	2	1	-	3	0.67
5	12	HAMMAD Mubarak	1	1	2	4	0.33
6	3	STEVANOVIC Milos	-	2	1	3	0.00
6	4	RIBERO Renan	-	-	1	1	0.00
	5	SAAD Sulaiman	-	-	-	-	
	9	BAIRAMI Ali	-	-	-	-	
	11	DIAB Ahmad	-	-	-	-	
	15	ABUWATFA Mohammed	-	-	-	-	
	19	EBRAHIM Mohammed	-	-	-	-	
<b>Team Totals</b>			13	13	19	45	4.33

Scoring Service


Rk	No	Name	Aces	Faults	Serve Hits	Total Attempts	Avg by Set
1	6	CHIGBO John	1	-	19	20	0.33
1	3	STEVANOVIC Milos	1	1	12	14	0.33
3	2	MOHAMED Jumah	-	2	9	11	0.00
3	10	SADIKH Ndir	-	2	7	9	0.00
3	16	IBRAHIM Ibrahim	-	2	7	9	0.00
3	12	HAMMAD Mubarak	-	1	4	5	0.00
3	9	BAIRAMI Ali	-	-	4	4	0.00
3	15	ABUWATFA Mohammed	-	-	3	3	0.00
	4	RIBERO Renan	-	-	-	-	
	5	SAAD Sulaiman	-	-	-	-	
	11	DIAB Ahmad	-	-	-	-	
	19	EBRAHIM Mohammed	-	-	-	-	
<b>Team Totals</b>			2	8	65	75	0.67

Team
Opponent Errors & Team Faults

23	2
----	---

Timing and Results provided by Tissot



Match No.: 35

### Match Statistics

경기 통계

Match Duration: 1h 16m  
Spectators: 250

P3


QAT vs IND  
3 0

Teams	Sets	1	2	3	Total
QAT	3	25	25	25	75
IND	0	20	20	20	60
	Playing Time	22m	24m	24m	1h 10m


First Referee: KIM Jongheun (KOR)

Second Referee: FIROUZI Ebrahim (IRI)

### QAT - Qatar

Non-Scoring Dig


Rk	No	Name	Digs	Faults	Receptions	Total Attempts	Avg by Set
1	5	SAAD Sulaiman	3	7	7	17	1.00
2	2	MOHAMED Jumah	2	2	5	9	0.67
3	3	STEVANOVIC Milos	-	4	7	11	0.00
3	10	SADIKH Ndir	-	1	8	9	0.00
3	12	HAMMAD Mubarak	-	3	2	5	0.00
3	6	CHIGBO John	-	-	4	4	0.00
3	16	IBRAHIM Ibrahim	-	-	3	3	0.00
3	15	ABUWATFA Mohammed	-	1	2	3	0.00
3	9	BAIRAMI Ali	-	1	1	2	0.00
	4	RIBERO Renan	-	-	-	-	-
	11	DIAB Ahmad	-	-	-	-	-
	19	EBRAHIM Mohammed	-	-	-	-	-
<b>Team Totals</b>			5	19	39	63	1.67

Non-Scoring Set


Rk	No	Name	Running Sets	Faults	Still Sets	Total Attempts	Avg by Set
1	3	STEVANOVIC Milos	27	1	29	57	9.00
2	15	ABUWATFA Mohammed	6	-	3	9	2.00
3	5	SAAD Sulaiman	1	-	5	6	0.33
3	10	SADIKH Ndir	1	-	-	1	0.33
5	2	MOHAMED Jumah	-	-	3	3	0.00
5	4	RIBERO Renan	-	1	1	2	0.00
5	6	CHIGBO John	-	-	1	1	0.00
5	9	BAIRAMI Ali	-	-	1	1	0.00
	11	DIAB Ahmad	-	-	-	-	-
	12	HAMMAD Mubarak	-	-	-	-	-
	16	IBRAHIM Ibrahim	-	-	-	-	-
	19	EBRAHIM Mohammed	-	-	-	-	-
<b>Team Totals</b>			35	2	43	80	11.67

Non-Scoring Reception

<b>Limit</b>
<b>25.00%</b>

Rk	No	Name	Excellents	Faults	Serve Receptions	Total Attempts	Succ %
1	5	SAAD Sulaiman	13	-	6	19	68.42
2	10	SADIKH Ndir	4	-	9	13	30.77
	2	MOHAMED Jumah	5	-	3	8	
	16	IBRAHIM Ibrahim	-	-	2	2	
	4	RIBERO Renan	-	-	1	1	
	9	BAIRAMI Ali	-	-	1	1	
	3	STEVANOVIC Milos	-	-	-	-	
	6	CHIGBO John	-	-	-	-	
	11	DIAB Ahmad	-	-	-	-	
	12	HAMMAD Mubarak	-	-	-	-	
	15	ABUWATFA Mohammed	-	-	-	-	
	19	EBRAHIM Mohammed	-	-	-	-	
<b>Team Totals</b>			22		22	44	50.00



Match No.: 35

### Match Statistics

경기 통계

Match Duration: 1h 16m  
Spectators: 250

P3


QAT vs IND  
3 0


Teams	Sets	1	2	3	Total
QAT	3	25	25	25	75
IND	0	20	20	20	60
	Playing Time	22m	24m	24m	1h 10m


First Referee: KIM Jongheun (KOR)

Second Referee: FIROUZI Ebrahim (IRI)

### IND - India

Scoring Spike	Rk	No	Name	Spikes	Faults	Shots	Total Attempts	Eff %	
	1	19	KATARIYA Lavmeet	6	2	5	13	30.77	
	2	18	MANIDURAI Naveen Raja Jacob	7	3	7	17	23.53	
	3	3	MANDEEP Singh	7	4	7	18	16.67	
	4	6	CHARLES Jerome Vinith	6	5	8	19	5.26	
		17	GURINDER Singh	1	2	6	9		
		12	NAVJIT Singh	3	2	2	7		
		13	PRABAGARAN	4	-	2	6		
		1	GOVINDARAJAN RAMAKRISHNAN Vaishnav	4	-	1	5		
		10	KHOIWAL Dilip	2	1	2	5		
		4	RANJIT Singh	-	-	1	1		
		16	MOHAN Ukkrapandian	1	-	-	1		
		14	SIVASUBRAMANIAN Kanagaraj	-	-	-	-		
	Limit 15.00%	<b>Team Totals</b>			41	19	41	101	21.78

Scoring Block	Rk	No	Name	Kill Blocks	Faults	Rebounds	Total Attempts	Avg by Set
	1	3	MANDEEP Singh	2	1	1	4	0.67
	2	19	KATARIYA Lavmeet	1	3	2	6	0.33
	2	13	PRABAGARAN	1	-	-	1	0.33
	4	12	NAVJIT Singh	-	1	5	6	0.00
	4	1	GOVINDARAJAN RAMAKRISHNAN Vaishnav	-	2	3	5	0.00
	4	18	MANIDURAI Naveen Raja Jacob	-	2	3	5	0.00
	4	6	CHARLES Jerome Vinith	-	1	1	2	0.00
	4	17	GURINDER Singh	-	1	1	2	0.00
	4	4	RANJIT Singh	-	2	-	2	0.00
		10	KHOIWAL Dilip	-	-	-	-	
	14	SIVASUBRAMANIAN Kanagaraj	-	-	-	-		
	16	MOHAN Ukkrapandian	-	-	-	-		
	<b>Team Totals</b>			4	13	16	33	1.33

Scoring Service	Rk	No	Name	Aces	Faults	Serve Hits	Total Attempts	Avg by Set	
	1	12	NAVJIT Singh	-	1	7	8	0.00	
	1	3	MANDEEP Singh	-	2	6	8	0.00	
	1	19	KATARIYA Lavmeet	-	1	6	7	0.00	
	1	16	MOHAN Ukkrapandian	-	2	5	7	0.00	
	1	4	RANJIT Singh	-	-	6	6	0.00	
	1	18	MANIDURAI Naveen Raja Jacob	-	2	3	5	0.00	
	1	6	CHARLES Jerome Vinith	-	3	2	5	0.00	
	1	1	GOVINDARAJAN RAMAKRISHNAN Vaishnav	-	1	3	4	0.00	
	1	17	GURINDER Singh	-	1	3	4	0.00	
	1	13	PRABAGARAN	-	2	2	4	0.00	
	1	10	KHOIWAL Dilip	-	1	1	2	0.00	
		14	SIVASUBRAMANIAN Kanagaraj	-	-	-	-		
		<b>Team Totals</b>				16	44	60	0.00

Team	Opponent Errors & Team Faults	15
------	-------------------------------	----

Timing and Results provided by Tissot



Match No.: 35

### Match Statistics

경기 통계

Match Duration: 1h 16m  
Spectators: 250

P3


QAT vs IND  
3 0


Teams	Sets	1	2	3	Total
QAT	3	25	25	25	75
IND	0	20	20	20	60
	Playing Time	22m	24m	24m	1h 10m


First Referee: KIM Jongheun (KOR)

Second Referee: FIROUZI Ebrahim (IRI)

### IND - India

Non-Scoring Dig	Rk	No	Name	Digs	Faults	Receptions	Total Attempts	Avg by Set	
	1	14	SIVASUBRAMANIAN Kanagaraj	3	4	13	20	1.00	
	2	4	RANJIT Singh	1	1	3	5	0.33	
	2	3	MANDEEP Singh	1	1	2	4	0.33	
	4	10	KHOIWAL Dilip	-	1	7	8	0.00	
	4	13	PRABAGARAN	-	1	6	7	0.00	
	4	16	MOHAN Ukkrapandian	-	1	3	4	0.00	
	4	18	MANIDURAI Naveen Raja Jacob	-	2	2	4	0.00	
	4	6	CHARLES Jerome Vinith	-	1	1	2	0.00	
	4	17	GURINDER Singh	-	1	1	2	0.00	
	4	12	NAVJIT Singh	-	-	1	1	0.00	
	4	19	KATARIYA Lavmeet	-	-	1	1	0.00	
		1	GOVINDARAJAN RAMAKRISHNAN Vaishnav	-	-	-	-	-	-
		<b>Team Totals</b>			5	13	40	58	1.67

Non-Scoring Set	Rk	No	Name	Running Sets	Faults	Still Sets	Total Attempts	Avg by Set
	1	16	MOHAN Ukkrapandian	19	-	25	44	6.33
	2	4	RANJIT Singh	18	-	24	42	6.00
	3	13	PRABAGARAN	2	-	1	3	0.67
	4	19	KATARIYA Lavmeet	1	-	3	4	0.33
	5	12	NAVJIT Singh	-	-	3	3	0.00
	5	3	MANDEEP Singh	-	-	2	2	0.00
	5	10	KHOIWAL Dilip	-	-	1	1	0.00
	5	18	MANIDURAI Naveen Raja Jacob	-	-	1	1	0.00
		1	GOVINDARAJAN RAMAKRISHNAN Vaishnav	-	-	-	-	-
		6	CHARLES Jerome Vinith	-	-	-	-	-
		14	SIVASUBRAMANIAN Kanagaraj	-	-	-	-	-
		17	GURINDER Singh	-	-	-	-	-
		<b>Team Totals</b>			40		60	100

Non-Scoring Reception	Rk	No	Name	Excellents	Faults	Serve Receptions	Total Attempts	Succ %
	1	14	SIVASUBRAMANIAN Kanagaraj	9	1	10	20	45.00
	2	18	MANIDURAI Naveen Raja Jacob	3	-	9	12	25.00
	3	3	MANDEEP Singh	4	-	13	17	23.53
		13	PRABAGARAN	4	1	4	9	
		10	KHOIWAL Dilip	2	-	4	6	
		1	GOVINDARAJAN RAMAKRISHNAN Vaishnav	-	-	-	-	
		4	RANJIT Singh	-	-	-	-	
		6	CHARLES Jerome Vinith	-	-	-	-	
		12	NAVJIT Singh	-	-	-	-	
		16	MOHAN Ukkrapandian	-	-	-	-	
		17	GURINDER Singh	-	-	-	-	
		19	KATARIYA Lavmeet	-	-	-	-	
		<b>Team Totals</b>			22	2	40	64

LEGEND		Eff%		Rk		Succ%	
Avg	Average	Eff%	Efficiency	Rk	Rank	Succ%	Success %

Timing and Results provided by Tissot



Match No.: 36

### Match Statistics

경기 통계

Match Duration: 1h 52m  
Spectators: 2300

P3


KOR vs IRI  
1 3

Teams	Sets	1	2	3	4	Total
KOR	1	21	19	25	19	84
IRI	3	25	25	23	25	98
	Playing Time	25m	24m	27m	26m	1h 42m


First Referee: WANG Ning (CHN)

Second Referee: ALATEEQ Abdullatif Hamoud M (KSA)


### KOR - Republic of Korea

Scoring Spike

Limit
15.00%

Rk	No	Name	Spikes	Faults	Shots	Total Attempts	Eff %
1	1	SONG Myunggeun	10	4	2	16	37.50
2	17	SEO Jaeduck	12	9	8	29	10.34
	8	PARK Sangha	8	3	3	14	
	9	KWAK Seungsuk	5	3	6	14	
	13	PARK Chulwoo	3	3	4	10	
	12	JEON Kwangin	6	2	1	9	
	11	CHOI Minho	2	1	2	5	
	4	SHIN Yungsuk	2	1	1	4	
	6	LEE Mingyu	-	-	1	1	
	2	HAN Sunsoo	-	-	-	-	
	10	BU Yongchan	-	-	-	-	
	19	JEONG Minsu	-	-	-	-	
Team Totals			48	26	28	102	21.57

Scoring Block


Rk	No	Name	Kill Blocks	Faults	Rebounds	Total Attempts	Avg by Set
1	6	LEE Mingyu	2	2	2	6	0.50
1	11	CHOI Minho	2	2	-	4	0.50
3	9	KWAK Seungsuk	1	2	-	3	0.25
3	1	SONG Myunggeun	1	-	1	2	0.25
5	8	PARK Sangha	-	3	2	5	0.00
5	4	SHIN Yungsuk	-	-	2	2	0.00
5	12	JEON Kwangin	-	-	2	2	0.00
5	2	HAN Sunsoo	-	1	1	2	0.00
5	17	SEO Jaeduck	-	1	-	1	0.00
	10	BU Yongchan	-	-	-	-	
	13	PARK Chulwoo	-	-	-	-	
	19	JEONG Minsu	-	-	-	-	
Team Totals			6	11	10	27	1.50

Scoring Service


Rk	No	Name	Aces	Faults	Serve Hits	Total Attempts	Avg by Set
1	8	PARK Sangha	1	2	12	15	0.25
1	6	LEE Mingyu	1	1	9	11	0.25
1	17	SEO Jaeduck	1	5	4	10	0.25
4	11	CHOI Minho	-	-	13	13	0.00
4	9	KWAK Seungsuk	-	2	10	12	0.00
4	1	SONG Myunggeun	-	3	5	8	0.00
4	13	PARK Chulwoo	-	-	5	5	0.00
4	12	JEON Kwangin	-	2	2	4	0.00
4	4	SHIN Yungsuk	-	-	3	3	0.00
4	2	HAN Sunsoo	-	1	2	3	0.00
	10	BU Yongchan	-	-	-	-	
	19	JEONG Minsu	-	-	-	-	
Team Totals			3	16	65	84	0.75

Team
Opponent Errors & Team Faults

27	1
----	---

Timing and Results provided by Tissot





Match No.: 36

Match Statistics

경기 통계

Match Duration: 1h 52m  
Spectators: 2300

P3


KOR vs IRI  
1 3

Teams	Sets	1	2	3	4	Total
KOR	1	21	19	25	19	84
IRI	3	25	25	23	25	98
	Playing Time	25m	24m	27m	26m	1h 42m


First Referee: WANG Ning (CHN)

Second Referee: ALATEEQ Abdullatif Hamoud M (KSA)


KOR - Republic of Korea

Non-Scoring Dig


Rk	No	Name	Digs	Faults	Receptions	Total Attempts	Avg by Set
1	17	SEO Jaeduck	3	3	2	8	0.75
2	9	KWAK Seungsuk	1	6	6	13	0.25
2	6	LEE Mingyu	1	2	3	6	0.25
2	11	CHOI Minho	1	-	3	4	0.25
2	12	JEON Kwangin	1	-	3	4	0.25
2	8	PARK Sangha	1	1	2	4	0.25
2	2	HAN Sunsoo	1	1	-	2	0.25
8	10	BU Yongchan	-	4	2	6	0.00
8	1	SONG Myunggeun	-	1	2	3	0.00
8	19	JEONG Minsu	-	1	2	3	0.00
8	13	PARK Chulwoo	-	-	1	1	0.00
4		SHIN Yungsuk	-	-	-	-	-
<b>Team Totals</b>			9	19	26	54	2.25

Non-Scoring Set


Rk	No	Name	Running Sets	Faults	Still Sets	Total Attempts	Avg by Set
1	6	LEE Mingyu	30	-	22	52	7.50
2	2	HAN Sunsoo	15	-	21	36	3.75
3	17	SEO Jaeduck	2	-	-	2	0.50
4	9	KWAK Seungsuk	1	-	2	3	0.25
5	10	BU Yongchan	-	-	3	3	0.00
5	1	SONG Myunggeun	-	-	2	2	0.00
5	8	PARK Sangha	-	-	2	2	0.00
5	11	CHOI Minho	-	-	1	1	0.00
4		SHIN Yungsuk	-	-	-	-	-
12		JEON Kwangin	-	-	-	-	-
13		PARK Chulwoo	-	-	-	-	-
19		JEONG Minsu	-	-	-	-	-
<b>Team Totals</b>			48		53	101	12.00

Non-Scoring Reception

<b>Limit</b>
<b>25.00%</b>

Rk	No	Name	Excellents	Faults	Serve Receptions	Total Attempts	Succ %
1	19	JEONG Minsu	14	3	4	21	66.67
2	9	KWAK Seungsuk	20	2	21	43	46.51
12		JEON Kwangin	2	1	3	6	
1		SONG Myunggeun	2	-	1	3	
17		SEO Jaeduck	1	-	1	2	
4		SHIN Yungsuk	-	-	1	1	
8		PARK Sangha	-	-	1	1	
2		HAN Sunsoo	-	-	-	-	
6		LEE Mingyu	-	-	-	-	
10		BU Yongchan	-	-	-	-	
11		CHOI Minho	-	-	-	-	
13		PARK Chulwoo	-	-	-	-	
<b>Team Totals</b>			39	6	32	77	50.65



Match No.: 36

### Match Statistics

경기 통계

Match Duration: 1h 52m  
Spectators: 2300

P3


KOR vs IRI  
1 3

Teams	Sets	1	2	3	4	Total
KOR	1	21	19	25	19	84
IRI	3	25	25	23	25	98
	Playing Time	25m	24m	27m	26m	1h 42m


First Referee: WANG Ning (CHN)

Second Referee: ALATEEQ Abdullatif Hamoud M (KSA)


### IRI - Iran

Scoring Spike

Limit 15.00%

Rk	No	Name	Spikes	Faults	Shots	Total Attempts	Eff %
1	1	MAHMOUDI KHATOUNABADI Shahram	10	1	9	20	45.00
2	2	EBADIPOUR GHARAHASSANLOU Milad	14	3	9	26	42.31
3	10	GHAFOUR Amir	6	2	8	16	25.00
	6	MOUSAVI ERAGHI Seyed Mohammad	9	2	2	13	
	5	GHAEMI Farhad	4	3	4	11	
	9	GHOLAMI Adel	5	-	1	6	
	4	MAROUFLAKRANI Mirsaeid	1	-	2	3	
	15	TASHAKORI Armin	-	1	1	2	
	7	FAYAZI DAMNABI Pourya	-	-	-	-	
	8	ZARIF AHANGARAN VARZANDEH Farhad	-	-	-	-	
	12	MIRZAJANPOURMOUZIRAJI Mojtaba	-	-	-	-	
	13	MAHDAVI Mehdi	-	-	-	-	
<b>Team Totals</b>			49	12	36	97	38.14

Scoring Block


Rk	No	Name	Kill Blocks	Faults	Rebounds	Total Attempts	Avg by Set
1	6	MOUSAVI ERAGHI Seyed Mohammad	4	5	2	11	1.00
2	15	TASHAKORI Armin	3	2	2	7	0.75
3	1	MAHMOUDI KHATOUNABADI Shahram	1	1	4	6	0.25
3	4	MAROUFLAKRANI Mirsaeid	1	-	2	3	0.25
5	5	GHAEMI Farhad	-	9	-	9	0.00
5	10	GHAFOUR Amir	-	3	1	4	0.00
5	2	EBADIPOUR GHARAHASSANLOU Milad	-	2	1	3	0.00
5	9	GHOLAMI Adel	-	1	1	2	0.00
5	13	MAHDAVI Mehdi	-	1	-	1	0.00
	7	FAYAZI DAMNABI Pourya	-	-	-	-	
	8	ZARIF AHANGARAN VARZANDEH Farhad	-	-	-	-	
	12	MIRZAJANPOURMOUZIRAJI Mojtaba	-	-	-	-	
<b>Team Totals</b>			9	24	13	46	2.25

Scoring Service


Rk	No	Name	Aces	Faults	Serve Hits	Total Attempts	Avg by Set
1	5	GHAEMI Farhad	3	3	14	20	0.75
2	6	MOUSAVI ERAGHI Seyed Mohammad	2	1	8	11	0.50
3	2	EBADIPOUR GHARAHASSANLOU Milad	1	2	8	11	0.25
4	4	MAROUFLAKRANI Mirsaeid	-	4	12	16	0.00
4	1	MAHMOUDI KHATOUNABADI Shahram	-	3	8	11	0.00
4	10	GHAFOUR Amir	-	1	7	8	0.00
4	9	GHOLAMI Adel	-	2	6	8	0.00
4	15	TASHAKORI Armin	-	3	5	8	0.00
4	13	MAHDAVI Mehdi	-	-	4	4	0.00
	7	FAYAZI DAMNABI Pourya	-	-	-	-	
	8	ZARIF AHANGARAN VARZANDEH Farhad	-	-	-	-	
	12	MIRZAJANPOURMOUZIRAJI Mojtaba	-	-	-	-	
<b>Team Totals</b>			6	19	72	97	1.50

Team	Opponent Errors & Team Faults	34	2
------	-------------------------------	----	---

Timing and Results provided by Tissot



Match No.: 36

### Match Statistics

경기 통계

Match Duration: 1h 52m  
Spectators: 2300

P3


KOR vs IRI  
1 3


Teams	Sets	1	2	3	4	Total
KOR	1	21	19	25	19	84
IRI	3	25	25	23	25	98
	Playing Time	25m	24m	27m	26m	1h 42m


First Referee: WANG Ning (CHN)

Second Referee: ALATEEQ Abdullatif Hamoud M (KSA)

### IRI - Iran

Non-Scoring Dig	Rk	No	Name	Digs	Faults	Receptions	Total Attempts	Avg by Set	
	1	8	ZARIF AHANGARAN VARZANDEH Farhad	2	2	9	13	0.50	
	1	5	GHAEMI Farhad	2	1	7	10	0.50	
	3	2	EBADIPOUR GHARAHASSANLOU Milad	1	3	4	8	0.25	
	3	4	MAROUFLAKRANI Mirsaeid	1	1	4	6	0.25	
	5	1	MAHMOUDI KHATOUNABADI Shahram	-	1	2	3	0.00	
	5	9	GHOLAMI Adel	-	-	2	2	0.00	
	5	10	GHAFOUR Amir	-	1	1	2	0.00	
	5	6	MOUSAVI ERAGHI Seyed Mohammad	-	2	-	2	0.00	
		7	FAYAZI DAMNABI Pourya	-	-	-	-	-	
		12	MIRZAJANPOURMOUZIRAJI Mojtaba	-	-	-	-	-	
		13	MAHDAVI Mehdi	-	-	-	-	-	
		15	TASHAKORI Armin	-	-	-	-	-	
		<b>Team Totals</b>			6	11	29	46	1.50

Non-Scoring Set	Rk	No	Name	Running Sets	Faults	Still Sets	Total Attempts	Avg by Set
	1	4	MAROUFLAKRANI Mirsaeid	40	-	32	72	10.00
	2	13	MAHDAVI Mehdi	4	-	4	8	1.00
	3	8	ZARIF AHANGARAN VARZANDEH Farhad	1	-	6	7	0.25
	3	6	MOUSAVI ERAGHI Seyed Mohammad	1	-	1	2	0.25
	3	5	GHAEMI Farhad	1	-	-	1	0.25
	6	9	GHOLAMI Adel	-	-	1	1	0.00
	6	10	GHAFOUR Amir	-	-	1	1	0.00
	6	15	TASHAKORI Armin	-	-	1	1	0.00
		1	MAHMOUDI KHATOUNABADI Shahram	-	-	-	-	-
		2	EBADIPOUR GHARAHASSANLOU Milad	-	-	-	-	-
		7	FAYAZI DAMNABI Pourya	-	-	-	-	-
		12	MIRZAJANPOURMOUZIRAJI Mojtaba	-	-	-	-	-
	<b>Team Totals</b>			47		46	93	11.75

Non-Scoring Reception	Rk	No	Name	Excellents	Faults	Serve Receptions	Total Attempts	Succ %	
	1	5	GHAEMI Farhad	15	2	14	31	48.39	
		2	EBADIPOUR GHARAHASSANLOU Milad	6	-	13	19		
		8	ZARIF AHANGARAN VARZANDEH Farhad	9	1	8	18		
		1	MAHMOUDI KHATOUNABADI Shahram	-	-	-	-		
		4	MAROUFLAKRANI Mirsaeid	-	-	-	-		
		6	MOUSAVI ERAGHI Seyed Mohammad	-	-	-	-		
		7	FAYAZI DAMNABI Pourya	-	-	-	-		
		9	GHOLAMI Adel	-	-	-	-		
		10	GHAFOUR Amir	-	-	-	-		
		12	MIRZAJANPOURMOUZIRAJI Mojtaba	-	-	-	-		
		13	MAHDAVI Mehdi	-	-	-	-		
		15	TASHAKORI Armin	-	-	-	-		
		<b>Team Totals</b>			30	3	35	68	44.12

LEGEND		Eff%		Rk		Succ%	
Avg	Average	Eff%	Efficiency	Rk	Rank	Succ%	Success %

Timing and Results provided by Tissot



MON 29 SEP 2014  
Start Time: 10:30 / End Time: 11:30

Match No.: 37

### Match Statistics

경기 통계

Match Duration: 1h 00m  
Spectators: 150

P3

KAZ vs MDV  
3 0

Teams	Sets	1	2	3	Total
KAZ	3	25	25	25	75
MDV	0	18	9	15	42
	Playing Time	19m	16m	19m	54m

First Referee: OH Sangjun (KOR)


Second Referee: PIMTHONGKHONBURI Sasiprapa (THA)

### KAZ - Kazakhstan

Scoring Spike

Limit 15.00%

Rk	No	Name	Spikes	Faults	Shots	Total Attempts	Eff %
1	19	MAMEDOV Maxim	10	4	7	21	28.57
2	4	STOLNIKOV Alexandr	6	2	9	17	23.53
	2	KUZNETSOV Anton	7	-	1	8	
	12	KADIRKHANOV Nodirkhan	4	1	3	8	
	7	GORBATKOV Dmitriy	3	2	3	8	
	5	KUZNETSOV Sergey	1	-	-	1	
	3	YUDIN Anton	-	-	-	-	
	6	BAIBEKOV Kairat	-	-	-	-	
	8	GABDULIN Kanat	-	-	-	-	
	9	IMANGALIYEV Marat	-	-	-	-	
	17	RADKEVICH Sergey	-	-	-	-	
	18	VORIVODIN Vitaliy	-	-	-	-	
Team Totals			31	9	23	63	34.92

Scoring Block


Rk	No	Name	Kill Blocks	Faults	Rebounds	Total Attempts	Avg by Set
1	5	KUZNETSOV Sergey	3	3	2	8	1.00
1	7	GORBATKOV Dmitriy	3	1	1	5	1.00
3	2	KUZNETSOV Anton	2	3	5	10	0.67
3	19	MAMEDOV Maxim	2	-	3	5	0.67
3	12	KADIRKHANOV Nodirkhan	2	2	1	5	0.67
6	4	STOLNIKOV Alexandr	1	3	2	6	0.33
	3	YUDIN Anton	-	-	-	-	
	6	BAIBEKOV Kairat	-	-	-	-	
	8	GABDULIN Kanat	-	-	-	-	
	9	IMANGALIYEV Marat	-	-	-	-	
	17	RADKEVICH Sergey	-	-	-	-	
	18	VORIVODIN Vitaliy	-	-	-	-	
Team Totals			13	12	14	39	4.33

Scoring Service


Rk	No	Name	Aces	Faults	Serve Hits	Total Attempts	Avg by Set
1	2	KUZNETSOV Anton	3	-	14	17	1.00
2	7	GORBATKOV Dmitriy	1	1	11	13	0.33
2	4	STOLNIKOV Alexandr	1	-	10	11	0.33
4	19	MAMEDOV Maxim	-	3	9	12	0.00
4	5	KUZNETSOV Sergey	-	-	10	10	0.00
4	12	KADIRKHANOV Nodirkhan	-	3	7	10	0.00
	3	YUDIN Anton	-	-	-	-	
	6	BAIBEKOV Kairat	-	-	-	-	
	8	GABDULIN Kanat	-	-	-	-	
	9	IMANGALIYEV Marat	-	-	-	-	
	17	RADKEVICH Sergey	-	-	-	-	
	18	VORIVODIN Vitaliy	-	-	-	-	
Team Totals			5	7	61	73	1.67

Team

Opponent Errors & Team Faults	
	26

Timing and Results provided by Tissot



MON 29 SEP 2014

Start Time: 10:30 / End Time: 11:30

Match No.: 37

Match Statistics

경기 통계

Match Duration: 1h 00m

Spectators: 150

P3

KAZ vs MDV


3 0


Teams	Sets	1	2	3	Total
KAZ	3	25	25	25	75
MDV	0	18	9	15	42
	Playing Time	19m	16m	19m	54m


First Referee: OH Sangjun (KOR)

Second Referee: PIMTHONGKHONBURI Sasiprapa (THA)

KAZ - Kazakhstan

Non-Scoring Dig	Rk	No	Name	Digs	Faults	Receptions	Total Attempts	Avg by Set	
	1	7	GORBATKOV Dmitriy	2	1	6	9	0.67	
	1	6	BAIBEKOV Kairat	2	3	3	8	0.67	
	1	4	STOLNIKOV Alexandr	2	-	3	5	0.67	
	1	5	KUZNETSOV Sergey	2	-	2	4	0.67	
	1	2	KUZNETSOV Anton	2	-	1	3	0.67	
	6	19	MAMEDOV Maxim	-	2	6	8	0.00	
		3	YUDIN Anton	-	-	-	-	-	
		8	GABDULIN Kanat	-	-	-	-	-	
		9	IMANGALIYEV Marat	-	-	-	-	-	
		12	KADIRKHANOV Nodirkhan	-	-	-	-	-	
		17	RADKEVICH Sergey	-	-	-	-	-	
		18	VORIVODIN Vitaliy	-	-	-	-	-	
	<b>Team Totals</b>				10	6	21	37	3.33

Non-Scoring Set	Rk	No	Name	Running Sets	Faults	Still Sets	Total Attempts	Avg by Set	
	1	5	KUZNETSOV Sergey	27	-	25	52	9.00	
	2	6	BAIBEKOV Kairat	1	-	1	2	0.33	
	3	7	GORBATKOV Dmitriy	-	1	2	3	0.00	
	3	4	STOLNIKOV Alexandr	-	-	2	2	0.00	
	3	19	MAMEDOV Maxim	-	-	2	2	0.00	
		2	KUZNETSOV Anton	-	-	-	-	-	
		3	YUDIN Anton	-	-	-	-	-	
		8	GABDULIN Kanat	-	-	-	-	-	
		9	IMANGALIYEV Marat	-	-	-	-	-	
		12	KADIRKHANOV Nodirkhan	-	-	-	-	-	
		17	RADKEVICH Sergey	-	-	-	-	-	
		18	VORIVODIN Vitaliy	-	-	-	-	-	
	<b>Team Totals</b>				28	1	32	61	9.33

Non-Scoring Reception	Rk	No	Name	Excellents	Faults	Serve Receptions	Total Attempts	Succ %	
	1	7	GORBATKOV Dmitriy	5	-	10	15	33.33	
	2	4	STOLNIKOV Alexandr	2	1	9	12	16.67	
		6	BAIBEKOV Kairat	-	-	6	6	-	
		2	KUZNETSOV Anton	-	-	-	-	-	
		3	YUDIN Anton	-	-	-	-	-	
		5	KUZNETSOV Sergey	-	-	-	-	-	
		8	GABDULIN Kanat	-	-	-	-	-	
		9	IMANGALIYEV Marat	-	-	-	-	-	
		12	KADIRKHANOV Nodirkhan	-	-	-	-	-	
		17	RADKEVICH Sergey	-	-	-	-	-	
		18	VORIVODIN Vitaliy	-	-	-	-	-	
		19	MAMEDOV Maxim	-	-	-	-	-	
	<b>Limit</b>								
	<b>25.00%</b>				7	1	25	33	21.21
	<b>Team Totals</b>				7	1	25	33	21.21

Timing and Results provided by Tissot



MON 29 SEP 2014  
Start Time: 10:30 / End Time: 11:30

Match No.: 37

### Match Statistics

경기 통계

Match Duration: 1h 00m  
Spectators: 150

P3

KAZ vs MDV  
3 0

Teams	Sets	1	2	3	Total
KAZ	3	25	25	25	75
MDV	0	18	9	15	42
	Playing Time	19m	16m	19m	54m

First Referee: OH Sangjun (KOR)


Second Referee: PIMTHONGKHONBURI Sasiprapa (THA)

### MDV - Maldives


Scoring Spike

Limit
15.00%

Rk	No	Name	Spikes	Faults	Shots	Total Attempts	Eff %
1	16	SHAIN Mohamed	11	9	10	30	6.67
2	15	ADAM Asfag	8	7	5	20	5.00
	11	NILAAM Hassan	1	5	9	15	
	5	SAEED Hussain	1	2	4	7	
	12	HUZAAM Ali	1	3	1	5	
	2	AHSAN Mohamed	1	1	2	4	
	13	VISAM Hussain	-	1	-	1	
	3	ABDULLA Junaid	-	-	-	-	
	8	MOHAMED Ishan	-	-	-	-	
	9	SAJID Ismail	-	-	-	-	
	10	ABDUL KAREEM Ahmed	-	-	-	-	
	14	NABEEL Ahmed	-	-	-	-	
Team Totals			23	28	31	82	

Scoring Block


Rk	No	Name	Kill Blocks	Faults	Rebounds	Total Attempts	Avg by Set
1	11	NILAAM Hassan	1	-	3	4	0.33
1	2	AHSAN Mohamed	1	1	2	4	0.33
3	5	SAEED Hussain	-	3	-	3	0.00
3	13	VISAM Hussain	-	2	-	2	0.00
3	15	ADAM Asfag	-	1	-	1	0.00
3	16	SHAIN Mohamed	-	1	-	1	0.00
	3	ABDULLA Junaid	-	-	-	-	
	8	MOHAMED Ishan	-	-	-	-	
	9	SAJID Ismail	-	-	-	-	
	10	ABDUL KAREEM Ahmed	-	-	-	-	
	12	HUZAAM Ali	-	-	-	-	
	14	NABEEL Ahmed	-	-	-	-	
Team Totals			2	8	5	15	0.67

Scoring Service


Rk	No	Name	Aces	Faults	Serve Hits	Total Attempts	Avg by Set
1	16	SHAIN Mohamed	1	-	6	7	0.33
1	12	HUZAAM Ali	1	1	3	5	0.33
3	2	AHSAN Mohamed	-	1	9	10	0.00
3	15	ADAM Asfag	-	2	5	7	0.00
3	5	SAEED Hussain	-	1	5	6	0.00
3	13	VISAM Hussain	-	2	3	5	0.00
3	8	MOHAMED Ishan	-	1	1	2	0.00
3	11	NILAAM Hassan	-	1	1	2	0.00
	3	ABDULLA Junaid	-	-	-	-	
	9	SAJID Ismail	-	-	-	-	
	10	ABDUL KAREEM Ahmed	-	-	-	-	
	14	NABEEL Ahmed	-	-	-	-	
Team Totals			2	9	33	44	0.67

Team
Opponent Errors & Team Faults

15	2
----	---

Timing and Results provided by Tissot





Match No.: 37

### Match Statistics

경기 통계

Match Duration: 1h 00m  
Spectators: 150

P3


KAZ vs MDV  
3 0

Teams	Sets	1	2	3	Total
KAZ	3	25	25	25	75
MDV	0	18	9	15	42
	Playing Time	19m	16m	19m	54m


First Referee: OH Sangjun (KOR)

Second Referee: PIMTHONGKHONBURI Sasiprapa (THA)


### MDV - Maldives

Non-Scoring Dig


Rk	No	Name	Digs	Faults	Receptions	Total Attempts	Avg by Set
1	15	ADAM Asfag	3	-	4	7	1.00
2	14	NABEEL Ahmed	2	1	5	8	0.67
3	5	SAEED Hussain	1	1	2	4	0.33
3	13	VISAM Hussain	1	1	2	4	0.33
3	11	NILAAM Hassan	1	-	2	3	0.33
6	2	AHSAN Mohamed	-	1	3	4	0.00
6	16	SHAIN Mohamed	-	3	1	4	0.00
6	12	HUZAAM Ali	-	-	1	1	0.00
6	8	MOHAMED Ishan	-	1	-	1	0.00
	3	ABDULLA Junaid	-	-	-	-	
	9	SAJID Ismail	-	-	-	-	
	10	ABDUL KAREEM Ahmed	-	-	-	-	
<b>Team Totals</b>			8	8	20	36	2.67

Non-Scoring Set


Rk	No	Name	Running Sets	Faults	Still Sets	Total Attempts	Avg by Set
1	13	VISAM Hussain	15	-	30	45	5.00
2	8	MOHAMED Ishan	7	-	18	25	2.33
3	14	NABEEL Ahmed	-	-	5	5	0.00
3	11	NILAAM Hassan	-	-	2	2	0.00
3	2	AHSAN Mohamed	-	-	1	1	0.00
3	12	HUZAAM Ali	-	-	1	1	0.00
3	16	SHAIN Mohamed	-	-	1	1	0.00
	3	ABDULLA Junaid	-	-	-	-	
	5	SAEED Hussain	-	-	-	-	
	9	SAJID Ismail	-	-	-	-	
	10	ABDUL KAREEM Ahmed	-	-	-	-	
	15	ADAM Asfag	-	-	-	-	
<b>Team Totals</b>			22		58	80	7.33

Non-Scoring Reception

<b>Limit</b>
<b>25.00%</b>

Rk	No	Name	Excellents	Faults	Serve Receptions	Total Attempts	Succ %
1	14	NABEEL Ahmed	5	2	20	27	18.52
2	15	ADAM Asfag	2	2	19	23	8.70
	16	SHAIN Mohamed	-	-	7	7	
	12	HUZAAM Ali	1	-	3	4	
	11	NILAAM Hassan	1	-	2	3	
	5	SAEED Hussain	-	-	1	1	
	2	AHSAN Mohamed	-	-	-	-	
	3	ABDULLA Junaid	-	-	-	-	
	8	MOHAMED Ishan	-	-	-	-	
	9	SAJID Ismail	-	-	-	-	
	10	ABDUL KAREEM Ahmed	-	-	-	-	
	13	VISAM Hussain	-	-	-	-	
<b>Team Totals</b>			9	4	52	65	13.85

LEGEND	
Avg	Average
Eff%	Efficiency
Rk	Rank
Succ%	Success %

Timing and Results provided by Tissot



MON 29 SEP 2014  
Start Time: 13:30 / End Time: 14:47

Match No.: 38

### Match Statistics

경기 통계

Match Duration: 1h 17m  
Spectators: 110

P3

TPE vs HKG

3 0

Teams	Sets	1	2	3	Total
TPE	3	25	25	27	77
HKG	0	23	21	25	69
	Playing Time	23m	21m	27m	1h 11m

First Referee: SUNG Haeyoeun (KOR)


Second Referee: KHATRI Raj Singh (IND)

### TPE - Chinese Taipei

Scoring Spike

Limit
15.00%

Rk	No	Name	Spikes	Faults	Shots	Total Attempts	Eff %
1	14	WANG Ming Chun	17	3	5	25	56.00
2	15	HUANG Chin Feng	12	5	5	22	31.82
	7	LIU Hung Min	4	4	3	11	
	9	CHIANG Tien Yu	6	2	1	9	
	6	HUANG Chun Ching	6	1	1	8	
	19	CHEN Chien Chen	3	1	2	6	
	17	HUANG Pei Hung	-	-	1	1	
	2	CHANG Liang Hao	-	-	-	-	
	3	LI Chia Hsuan	-	-	-	-	
	11	LU CHIANG Yao Chiang	-	-	-	-	
	13	CHENG Ju Chien	-	-	-	-	
	16	LIN Yung Shun	-	-	-	-	
Team Totals			48	16	18	82	39.02

Scoring Block


Rk	No	Name	Kill Blocks	Faults	Rebounds	Total Attempts	Avg by Set
1	9	CHIANG Tien Yu	3	3	4	10	1.00
2	6	HUANG Chun Ching	1	2	2	5	0.33
2	15	HUANG Chin Feng	1	3	1	5	0.33
2	13	CHENG Ju Chien	1	2	1	4	0.33
5	17	HUANG Pei Hung	-	1	1	2	0.00
5	19	CHEN Chien Chen	-	1	1	2	0.00
5	7	LIU Hung Min	-	1	-	1	0.00
5	14	WANG Ming Chun	-	1	-	1	0.00
	2	CHANG Liang Hao	-	-	-	-	
	3	LI Chia Hsuan	-	-	-	-	
	11	LU CHIANG Yao Chiang	-	-	-	-	
	16	LIN Yung Shun	-	-	-	-	
Team Totals			6	14	10	30	2.00

Scoring Service


Rk	No	Name	Aces	Faults	Serve Hits	Total Attempts	Avg by Set
1	13	CHENG Ju Chien	1	2	8	11	0.33
1	7	LIU Hung Min	1	2	4	7	0.33
3	14	WANG Ming Chun	-	1	13	14	0.00
3	9	CHIANG Tien Yu	-	1	9	10	0.00
3	6	HUANG Chun Ching	-	1	8	9	0.00
3	15	HUANG Chin Feng	-	1	8	9	0.00
3	19	CHEN Chien Chen	-	-	6	6	0.00
3	17	HUANG Pei Hung	-	-	5	5	0.00
3	11	LU CHIANG Yao Chiang	-	-	4	4	0.00
	2	CHANG Liang Hao	-	-	-	-	
	3	LI Chia Hsuan	-	-	-	-	
	16	LIN Yung Shun	-	-	-	-	
Team Totals			2	8	65	75	0.67

Team
Opponent Errors & Team Faults

21
----

Timing and Results provided by Tissot



MON 29 SEP 2014  
Start Time: 13:30 / End Time: 14:47

Match No.: 38

### Match Statistics

경기 통계

Match Duration: 1h 17m  
Spectators: 110

P3


TPE vs HKG  
3 0

Teams	Sets	1	2	3	Total
TPE	3	25	25	27	77
HKG	0	23	21	25	69
	Playing Time	23m	21m	27m	1h 11m


First Referee: SUNG Haeyoeun (KOR)

Second Referee: KHATRI Raj Singh (IND)

### TPE - Chinese Taipei

Non-Scoring Dig


Rk	No	Name	Digs	Faults	Receptions	Total Attempts	Avg by Set
1	16	LIN Yung Shun	4	1	7	12	1.33
2	19	CHEN Chien Chen	2	1	7	10	0.67
2	15	HUANG Chin Feng	2	3	3	8	0.67
2	17	HUANG Pei Hung	2	1	-	3	0.67
5	14	WANG Ming Chun	1	1	3	5	0.33
5	13	CHENG Ju Chien	1	1	2	4	0.33
7	7	LIU Hung Min	-	3	2	5	0.00
7	9	CHIANG Tien Yu	-	-	4	4	0.00
	2	CHANG Liang Hao	-	-	-	-	-
	3	LI Chia Hsuan	-	-	-	-	-
	6	HUANG Chun Ching	-	-	-	-	-
	11	LU CHIANG Yao Chiang	-	-	-	-	-
<b>Team Totals</b>			12	11	28	51	4.00

Non-Scoring Set


Rk	No	Name	Running Sets	Faults	Still Sets	Total Attempts	Avg by Set
1	13	CHENG Ju Chien	24	1	12	37	8.00
2	17	HUANG Pei Hung	20	-	13	33	6.67
3	14	WANG Ming Chun	1	-	4	5	0.33
3	16	LIN Yung Shun	1	-	2	3	0.33
5	6	HUANG Chun Ching	-	-	1	1	0.00
5	9	CHIANG Tien Yu	-	-	1	1	0.00
	2	CHANG Liang Hao	-	-	-	-	-
	3	LI Chia Hsuan	-	-	-	-	-
	7	LIU Hung Min	-	-	-	-	-
	11	LU CHIANG Yao Chiang	-	-	-	-	-
	15	HUANG Chin Feng	-	-	-	-	-
	19	CHEN Chien Chen	-	-	-	-	-
<b>Team Totals</b>			46	1	33	80	15.33

Non-Scoring Reception

<b>Limit</b>
<b>25.00%</b>

Rk	No	Name	Excellents	Faults	Serve Receptions	Total Attempts	Succ %
1	19	CHEN Chien Chen	3	2	15	20	15.00
	15	HUANG Chin Feng	2	-	12	14	
	16	LIN Yung Shun	4	1	8	13	
	7	LIU Hung Min	3	-	7	10	
	13	CHENG Ju Chien	-	-	1	1	
	2	CHANG Liang Hao	-	-	-	-	
	3	LI Chia Hsuan	-	-	-	-	
	6	HUANG Chun Ching	-	-	-	-	
	9	CHIANG Tien Yu	-	-	-	-	
	11	LU CHIANG Yao Chiang	-	-	-	-	
	14	WANG Ming Chun	-	-	-	-	
	17	HUANG Pei Hung	-	-	-	-	
<b>Team Totals</b>			12	3	43	58	20.69

Timing and Results provided by Tissot



MON 29 SEP 2014  
Start Time: 13:30 / End Time: 14:47

Match No.: 38

### Match Statistics

경기 통계

Match Duration: 1h 17m  
Spectators: 110

P3


TPE vs HKG  
3 0

Teams	Sets	1	2	3	Total
TPE	3	25	25	27	77
HKG	0	23	21	25	69
	Playing Time	23m	21m	27m	1h 11m


First Referee: SUNG Haeyoeun (KOR)

Second Referee: KHATRI Raj Singh (IND)

### HKG - Hong Kong, China

Scoring Spike

Limit 15.00%

Rk	No	Name	Spikes	Faults	Shots	Total Attempts	Eff %
1	20	CHAN Alex Chi Wai	19	4	10	33	45.45
2	11	SIU Cheong Hung	9	8	11	28	3.57
	7	LAM Chun Man	3	1	4	8	
	8	LEE Man Sing	5	1	1	7	
	18	YAU Tze Ching	3	1	3	7	
	9	CHUNG Wai Sze	2	1	-	3	
	4	YIK Chi Hin	-	1	-	1	
	5	KWONG Ngai Shing Jacky	-	-	-	-	
	12	WU Lok Kan	-	-	-	-	
	13	NG Kin Pong Jonathan	-	-	-	-	
	14	KWOK Chung Kan	-	-	-	-	
	15	LUK Chun Ho	-	-	-	-	
Team Totals			41	17	29	87	27.59

Scoring Block


Rk	No	Name	Kill Blocks	Faults	Rebounds	Total Attempts	Avg by Set
1	18	YAU Tze Ching	2	4	2	8	0.67
2	11	SIU Cheong Hung	1	1	3	5	0.33
2	20	CHAN Alex Chi Wai	1	3	1	5	0.33
2	9	CHUNG Wai Sze	1	1	-	2	0.33
5	7	LAM Chun Man	-	2	1	3	0.00
5	12	WU Lok Kan	-	1	-	1	0.00
	4	YIK Chi Hin	-	-	-	-	
	5	KWONG Ngai Shing Jacky	-	-	-	-	
	8	LEE Man Sing	-	-	-	-	
	13	NG Kin Pong Jonathan	-	-	-	-	
	14	KWOK Chung Kan	-	-	-	-	
	15	LUK Chun Ho	-	-	-	-	
Team Totals			5	12	7	24	1.67

Scoring Service


Rk	No	Name	Aces	Faults	Serve Hits	Total Attempts	Avg by Set
1	11	SIU Cheong Hung	1	2	9	12	0.33
1	7	LAM Chun Man	1	-	10	11	0.33
1	18	YAU Tze Ching	1	1	9	11	0.33
4	9	CHUNG Wai Sze	-	1	15	16	0.00
4	8	LEE Man Sing	-	2	7	9	0.00
4	20	CHAN Alex Chi Wai	-	2	4	6	0.00
4	14	KWOK Chung Kan	-	-	4	4	0.00
4	5	KWONG Ngai Shing Jacky	-	-	1	1	0.00
4	15	LUK Chun Ho	-	1	-	1	0.00
	4	YIK Chi Hin	-	-	-	-	
	12	WU Lok Kan	-	-	-	-	
	13	NG Kin Pong Jonathan	-	-	-	-	
Team Totals			3	9	59	71	1.00

Team
Opponent Errors & Team Faults

20
----

Timing and Results provided by Tissot



MON 29 SEP 2014  
Start Time: 13:30 / End Time: 14:47

Match No.: 38

### Match Statistics

경기 통계

Match Duration: 1h 17m  
Spectators: 110

P3


TPE vs HKG  
3 0

Teams	Sets	1	2	3	Total
TPE	3	25	25	27	77
HKG	0	23	21	25	69
	Playing Time	23m	21m	27m	1h 11m


First Referee: SUNG Haeyo Eun (KOR)

Second Referee: KHATRI Raj Singh (IND)

### HKG - Hong Kong, China

Non-Scoring Dig


Rk	No	Name	Digs	Faults	Receptions	Total Attempts	Avg by Set
1	7	LAM Chun Man	2	2	3	7	0.67
2	20	CHAN Alex Chi Wai	1	3	6	10	0.33
2	18	YAU Tze Ching	1	1	-	2	0.33
4	13	NG Kin Pong Jonathan	-	4	7	11	0.00
4	11	SIU Cheong Hung	-	4	4	8	0.00
4	8	LEE Man Sing	-	1	3	4	0.00
4	12	WU Lok Kan	-	1	-	1	0.00
4	14	KWOK Chung Kan	-	1	-	1	0.00
	4	YIK Chi Hin	-	-	-	-	-
	5	KWONG Ngai Shing Jacky	-	-	-	-	-
	9	CHUNG Wai Sze	-	-	-	-	-
	15	LUK Chun Ho	-	-	-	-	-
<b>Team Totals</b>			4	17	23	44	1.33

Non-Scoring Set


Rk	No	Name	Running Sets	Faults	Still Sets	Total Attempts	Avg by Set
1	9	CHUNG Wai Sze	30	1	39	70	10.00
2	5	KWONG Ngai Shing Jacky	4	-	1	5	1.33
3	18	YAU Tze Ching	2	-	-	2	0.67
4	11	SIU Cheong Hung	-	-	2	2	0.00
4	13	NG Kin Pong Jonathan	-	-	1	1	0.00
4	20	CHAN Alex Chi Wai	-	-	1	1	0.00
	4	YIK Chi Hin	-	-	-	-	-
	7	LAM Chun Man	-	-	-	-	-
	8	LEE Man Sing	-	-	-	-	-
	12	WU Lok Kan	-	-	-	-	-
	14	KWOK Chung Kan	-	-	-	-	-
	15	LUK Chun Ho	-	-	-	-	-
<b>Team Totals</b>			36	1	44	81	12.00

Non-Scoring Reception

<b>Limit</b>
<b>25.00%</b>

Rk	No	Name	Excellents	Faults	Serve Receptions	Total Attempts	Succ %
1	13	NG Kin Pong Jonathan	13	-	12	25	52.00
2	7	LAM Chun Man	4	1	11	16	25.00
3	11	SIU Cheong Hung	4	1	16	21	19.05
	8	LEE Man Sing	-	-	1	1	-
	14	KWOK Chung Kan	1	-	-	1	-
	4	YIK Chi Hin	-	-	-	-	-
	5	KWONG Ngai Shing Jacky	-	-	-	-	-
	9	CHUNG Wai Sze	-	-	-	-	-
	12	WU Lok Kan	-	-	-	-	-
	15	LUK Chun Ho	-	-	-	-	-
	18	YAU Tze Ching	-	-	-	-	-
	20	CHAN Alex Chi Wai	-	-	-	-	-
<b>Team Totals</b>			22	2	40	64	34.38

LEGEND		Eff%		Rk		Succ%	
Avg	Average	Eff%	Efficiency	Rk	Rank	Succ%	Success %

Timing and Results provided by Tissot



Match No.: 39

### Match Statistics

경기 통계

Match Duration: 1h 12m  
Spectators: 150

P3

PAK vs MYA

3 0

Teams	Sets	1	2	3	Total
PAK	3	25	25	25	75
MYA	0	21	22	23	66
	Playing Time	21m	21m	24m	1h 06m

First Referee: WANG Ziling (CHN)


Second Referee: CHENG Lai Chun (TPE)

### PAK - Pakistan

Scoring Spike

Limit
15.00%

Rk	No	Name	Spikes	Faults	Shots	Total Attempts	Eff %
1	8	KHAN Aimal	16	7	15	38	23.68
2	9	KHAN Nasir	8	4	6	18	22.22
	17	IDREES Muhammad	6	-	5	11	
	7	KHAN Muhammad Ismail	5	-	4	9	
	1	RASOOL Mohib	6	1	-	7	
	3	RAZA Mubashir	3	3	-	6	
	5	NADEEM Asif	4	-	-	4	
	4	NAQVI Syed Shujah Abbas	-	-	-	-	
	6	ALI Akhtar	-	-	-	-	
	10	AHMED Naseer	-	-	-	-	
	12	SULTAN Imran	-	-	-	-	
	15	JEHAN Murad	-	-	-	-	
Team Totals			48	15	30	93	35.48

Scoring Block


Rk	No	Name	Kill Blocks	Faults	Rebounds	Total Attempts	Avg by Set
1	17	IDREES Muhammad	2	2	2	6	0.67
1	1	RASOOL Mohib	2	1	1	4	0.67
3	7	KHAN Muhammad Ismail	1	1	4	6	0.33
3	8	KHAN Aimal	1	1	3	5	0.33
3	9	KHAN Nasir	1	2	-	3	0.33
6	5	NADEEM Asif	-	1	-	1	0.00
6	10	AHMED Naseer	-	1	-	1	0.00
	3	RAZA Mubashir	-	-	-	-	
	4	NAQVI Syed Shujah Abbas	-	-	-	-	
	6	ALI Akhtar	-	-	-	-	
	12	SULTAN Imran	-	-	-	-	
	15	JEHAN Murad	-	-	-	-	
Team Totals			7	9	10	26	2.33

Scoring Service


Rk	No	Name	Aces	Faults	Serve Hits	Total Attempts	Avg by Set
1	9	KHAN Nasir	1	3	11	15	0.33
1	1	RASOOL Mohib	1	3	8	12	0.33
3	5	NADEEM Asif	-	1	10	11	0.00
3	8	KHAN Aimal	-	2	9	11	0.00
3	17	IDREES Muhammad	-	3	8	11	0.00
3	7	KHAN Muhammad Ismail	-	1	9	10	0.00
3	3	RAZA Mubashir	-	1	2	3	0.00
	4	NAQVI Syed Shujah Abbas	-	-	-	-	
	6	ALI Akhtar	-	-	-	-	
	10	AHMED Naseer	-	-	-	-	
	12	SULTAN Imran	-	-	-	-	
	15	JEHAN Murad	-	-	-	-	
Team Totals			2	14	57	73	0.67

Team
Opponent Errors & Team Faults

18
----

Timing and Results provided by Tissot





MON 29 SEP 2014  
Start Time: 16:30 / End Time: 17:42

Match No.: 39

### Match Statistics

경기 통계

Match Duration: 1h 12m  
Spectators: 150

P3


PAK vs MYA  
3 0


Teams	Sets	1	2	3	Total
PAK	3	25	25	25	75
MYA	0	21	22	23	66
	Playing Time	21m	21m	24m	1h 06m


First Referee: WANG Ziling (CHN)

Second Referee: CHENG Lai Chun (TPE)

### PAK - Pakistan

Non-Scoring Dig	Rk	No	Name	Digs	Faults	Receptions	Total Attempts	Avg by Set	
	1	5	NADEEM Asif	2	3	7	12	0.67	
	2	12	SULTAN Imran	-	4	9	13	0.00	
	2	9	KHAN Nasir	-	1	4	5	0.00	
	2	7	KHAN Muhammad Ismail	-	1	3	4	0.00	
	2	1	RASOOL Mohib	-	-	2	2	0.00	
	2	3	RAZA Mubashir	-	-	2	2	0.00	
	2	17	IDREES Muhammad	-	-	2	2	0.00	
	2	8	KHAN Aimal	-	1	1	2	0.00	
		4	NAQVI Syed Shujah Abbas	-	-	-	-	-	
		6	ALI Akhtar	-	-	-	-	-	
		10	AHMED Naseer	-	-	-	-	-	
		15	JEHAN Murad	-	-	-	-	-	
		<b>Team Totals</b>			2	10	30	42	0.67

Non-Scoring Set	Rk	No	Name	Running Sets	Faults	Still Sets	Total Attempts	Avg by Set	
	1	5	NADEEM Asif	39	-	31	70	13.00	
	2	1	RASOOL Mohib	1	-	1	2	0.33	
	2	17	IDREES Muhammad	1	-	1	2	0.33	
	4	12	SULTAN Imran	-	-	4	4	0.00	
	4	9	KHAN Nasir	-	-	3	3	0.00	
	4	7	KHAN Muhammad Ismail	-	-	1	1	0.00	
	4	8	KHAN Aimal	-	-	1	1	0.00	
		3	RAZA Mubashir	-	-	-	-	-	
		4	NAQVI Syed Shujah Abbas	-	-	-	-	-	
		6	ALI Akhtar	-	-	-	-	-	
		10	AHMED Naseer	-	-	-	-	-	
		15	JEHAN Murad	-	-	-	-	-	
		<b>Team Totals</b>			41		42	83	13.67

Non-Scoring Reception	Rk	No	Name	Excellents	Faults	Serve Receptions	Total Attempts	Succ %	
	1	9	KHAN Nasir	10	-	5	15	66.67	
	2	7	KHAN Muhammad Ismail	8	1	15	24	33.33	
		3	RAZA Mubashir	6	1	3	10		
		12	SULTAN Imran	4	-	5	9		
		5	NADEEM Asif	-	-	1	1		
		1	RASOOL Mohib	-	-	-	-		
		4	NAQVI Syed Shujah Abbas	-	-	-	-		
		6	ALI Akhtar	-	-	-	-		
		8	KHAN Aimal	-	-	-	-		
		10	AHMED Naseer	-	-	-	-		
		15	JEHAN Murad	-	-	-	-		
		17	IDREES Muhammad	-	-	-	-		
	<b>Limit</b>								
	<b>25.00%</b>	<b>Team Totals</b>			28	2	29	59	47.46

Timing and Results provided by Tissot



Match No.: 39

### Match Statistics

경기 통계

Match Duration: 1h 12m  
Spectators: 150

P3

PAK vs MYA

3 0

Teams	Sets	1	2	3	Total
PAK	3	25	25	25	75
MYA	0	21	22	23	66
	Playing Time	21m	21m	24m	1h 06m

First Referee: WANG Ziling (CHN)


Second Referee: CHENG Lai Chun (TPE)

### MYA - Myanmar

Scoring Spike

Limit 15.00%

Rk	No	Name	Spikes	Faults	Shots	Total Attempts	Eff %
1	11	AUNG Thu	20	7	12	39	33.33
	9	DO Mae Ni Ko	4	1	2	7	
	1	NAY Lin Aung	3	1	-	4	
	4	MYO Min Oo	-	1	3	4	
	5	WIN Tun Oo	2	1	1	4	
	12	YAN Lin Aung	1	1	2	4	
	3	ZAW Myo	1	2	1	4	
	17	THWIN Htoo Zin	2	1	-	3	
	2	KYAW Kyaw Htway	2	-	-	2	
	7	KHWE Char Maung	-	-	-	-	
	18	NAY Lin Aung	-	-	-	-	
Team Totals			35	15	21	71	28.17

Scoring Block


Rk	No	Name	Kill Blocks	Faults	Rebounds	Total Attempts	Avg by Set
1	9	DO Mae Ni Ko	2	4	1	7	0.67
1	12	YAN Lin Aung	2	1	1	4	0.67
3	11	AUNG Thu	1	6	5	12	0.33
3	17	THWIN Htoo Zin	1	1	3	5	0.33
3	3	ZAW Myo	1	-	-	1	0.33
6	2	KYAW Kyaw Htway	-	2	3	5	0.00
6	4	MYO Min Oo	-	-	2	2	0.00
6	1	NAY Lin Aung	-	-	1	1	0.00
	5	WIN Tun Oo	-	-	-	-	
	7	KHWE Char Maung	-	-	-	-	
	18	NAY Lin Aung	-	-	-	-	
Team Totals			7	14	16	37	2.33

Scoring Service


Rk	No	Name	Aces	Faults	Serve Hits	Total Attempts	Avg by Set
1	11	AUNG Thu	1	5	7	13	0.33
1	17	THWIN Htoo Zin	1	1	9	11	0.33
3	9	DO Mae Ni Ko	-	1	11	12	0.00
3	2	KYAW Kyaw Htway	-	-	11	11	0.00
3	3	ZAW Myo	-	-	7	7	0.00
3	1	NAY Lin Aung	-	-	5	5	0.00
3	12	YAN Lin Aung	-	-	4	4	0.00
3	4	MYO Min Oo	-	-	3	3	0.00
3	5	WIN Tun Oo	-	1	1	2	0.00
	7	KHWE Char Maung	-	-	-	-	
	18	NAY Lin Aung	-	-	-	-	
Team Totals			2	8	58	68	0.67

Team

Opponent Errors & Team Faults	
	22



Match No.: 39

### Match Statistics

경기 통계

Match Duration: 1h 12m  
Spectators: 150

P3


PAK vs MYA  
3 0

Teams	Sets	1	2	3	Total
PAK	3	25	25	25	75
MYA	0	21	22	23	66
	Playing Time	21m	21m	24m	1h 06m


First Referee: WANG Ziling (CHN)

Second Referee: CHENG Lai Chun (TPE)

### MYA - Myanmar

Non-Scoring Dig


Rk	No	Name	Digs	Faults	Receptions	Total Attempts	Avg by Set
1	2	KYAW Kyaw Htway	1	-	4	5	0.33
1	9	DO Mae Ni Ko	1	1	3	5	0.33
3	11	AUNG Thu	-	5	5	10	0.00
3	18	NAY Lin Aung	-	4	4	8	0.00
3	4	MYO Min Oo	-	-	4	4	0.00
3	12	YAN Lin Aung	-	-	3	3	0.00
3	1	NAY Lin Aung	-	1	2	3	0.00
3	3	ZAW Myo	-	1	1	2	0.00
3	17	THWIN Htoo Zin	-	2	-	2	0.00
3	5	WIN Tun Oo	-	-	1	1	0.00
	7	KHWE Char Maung	-	-	-	-	-
<b>Team Totals</b>			2	14	27	43	0.67

Non-Scoring Set


Rk	No	Name	Running Sets	Faults	Still Sets	Total Attempts	Avg by Set
1	2	KYAW Kyaw Htway	31	1	27	59	10.33
2	18	NAY Lin Aung	2	-	3	5	0.67
3	11	AUNG Thu	-	-	2	2	0.00
3	1	NAY Lin Aung	-	-	1	1	0.00
3	9	DO Mae Ni Ko	-	-	1	1	0.00
	3	ZAW Myo	-	-	-	-	-
	4	MYO Min Oo	-	-	-	-	-
	5	WIN Tun Oo	-	-	-	-	-
	7	KHWE Char Maung	-	-	-	-	-
	12	YAN Lin Aung	-	-	-	-	-
	17	THWIN Htoo Zin	-	-	-	-	-
<b>Team Totals</b>			33	1	34	68	11.00

Non-Scoring Reception

<b>Limit</b>
<b>25.00%</b>

Rk	No	Name	Excellents	Faults	Serve Receptions	Total Attempts	Succ %
1	11	AUNG Thu	7	-	9	16	43.75
	18	NAY Lin Aung	7	1	6	14	
	3	ZAW Myo	3	-	7	10	
	1	NAY Lin Aung	2	-	4	6	
	9	DO Mae Ni Ko	2	-	3	5	
	5	WIN Tun Oo	1	-	1	2	
	12	YAN Lin Aung	-	-	1	1	
	17	THWIN Htoo Zin	-	-	1	1	
	2	KYAW Kyaw Htway	-	1	-	1	
	4	MYO Min Oo	-	-	-	-	
	7	KHWE Char Maung	-	-	-	-	
<b>Team Totals</b>			22	2	32	56	39.29

Avg	Eff%	Rk	Succ%
Average	Efficiency	Rank	Success %

Timing and Results provided by Tissot



MON 29 SEP 2014  
Start Time: 19:30 / End Time: 21:22

Match No.: 40

### Match Statistics

경기 통계

Match Duration: 1h 52m  
Spectators: 115

P3


KSA vs TKM  
3 1

Teams	Sets	1	2	3	4	Total
KSA	3	23	25	25	26	99
TKM	1	25	19	20	24	88
Playing Time		26m	23m	24m	30m	1h 43m


First Referee: ALI F B Th F Alsaied (KUW)

Second Referee: CHUNG Ching Ju (TPE)


### KSA - Saudi Arabia

Scoring Spike

Limit
15.00%

Rk	No	Name	Spikes	Faults	Shots	Total Attempts	Eff %
1	3	ALBAKHET Ahmed Abdulrahman M	14	4	15	33	30.30
2	2	ALJAHANI Majed Mohammed S	11	5	5	21	28.57
3	4	ALBAKHEET Nawaf Abdulrahman M	10	4	18	32	18.75
	17	MAJRASHI Ibrahim Ali A	9	1	5	15	
	18	ALKHALDI Abdulaziz Fahad S	5	1	4	10	
	12	ALMUTAIRI Muwffaq Masoud S	-	-	2	2	
	7	ALNAJRANI Omar Mansour S	-	-	-	-	
	9	ALKHAWAHER Dhia Ali A	-	-	-	-	
	10	ALGHAMDI Ayman Ahmad Y	-	-	-	-	
	13	ALMABADI Ahmed Masoud M	-	-	-	-	
	14	ALDOSSARI Thamer Abdullah S	-	-	-	-	
	15	ALKHAIBARY Esmael Abdullah A	-	-	-	-	
Team Totals			49	15	49	113	30.09

Scoring Block


Rk	No	Name	Kill Blocks	Faults	Rebounds	Total Attempts	Avg by Set
1	18	ALKHALDI Abdulaziz Fahad S	3	4	2	9	0.75
2	12	ALMUTAIRI Muwffaq Masoud S	2	5	5	12	0.50
2	3	ALBAKHET Ahmed Abdulrahman M	2	7	-	9	0.50
4	17	MAJRASHI Ibrahim Ali A	1	4	7	12	0.25
4	4	ALBAKHEET Nawaf Abdulrahman M	1	4	1	6	0.25
4	14	ALDOSSARI Thamer Abdullah S	1	1	-	2	0.25
7	2	ALJAHANI Majed Mohammed S	-	1	-	1	0.00
	7	ALNAJRANI Omar Mansour S	-	-	-	-	
	9	ALKHAWAHER Dhia Ali A	-	-	-	-	
	10	ALGHAMDI Ayman Ahmad Y	-	-	-	-	
	13	ALMABADI Ahmed Masoud M	-	-	-	-	
	15	ALKHAIBARY Esmael Abdullah A	-	-	-	-	
Team Totals			10	26	15	51	2.50

Scoring Service


Rk	No	Name	Aces	Faults	Serve Hits	Total Attempts	Avg by Set
1	3	ALBAKHET Ahmed Abdulrahman M	2	2	14	18	0.50
1	18	ALKHALDI Abdulaziz Fahad S	2	1	14	17	0.50
3	17	MAJRASHI Ibrahim Ali A	1	1	15	17	0.25
3	2	ALJAHANI Majed Mohammed S	1	3	12	16	0.25
3	14	ALDOSSARI Thamer Abdullah S	1	-	3	4	0.25
6	12	ALMUTAIRI Muwffaq Masoud S	-	3	11	14	0.00
6	4	ALBAKHEET Nawaf Abdulrahman M	-	1	11	12	0.00
	7	ALNAJRANI Omar Mansour S	-	-	-	-	
	9	ALKHAWAHER Dhia Ali A	-	-	-	-	
	10	ALGHAMDI Ayman Ahmad Y	-	-	-	-	
	13	ALMABADI Ahmed Masoud M	-	-	-	-	
	15	ALKHAIBARY Esmael Abdullah A	-	-	-	-	
Team Totals			7	11	80	98	1.75

Team
Opponent Errors & Team Faults

Opponent Errors & Team Faults	33	1
-------------------------------	----	---

Timing and Results provided by Tissot



MON 29 SEP 2014  
Start Time: 19:30 / End Time: 21:22

Match No.: 40

### Match Statistics

경기 통계

Match Duration: 1h 52m  
Spectators: 115

P3


KSA vs TKM  
3 1

Teams	Sets	1	2	3	4	Total
KSA	3	23	25	25	26	99
TKM	1	25	19	20	24	88
Playing Time		26m	23m	24m	30m	1h 43m


First Referee: ALI F B Th F Alsaied (KUW)

Second Referee: CHUNG Ching Ju (TPE)

### KSA - Saudi Arabia

Non-Scoring Dig


Rk	No	Name	Digs	Faults	Receptions	Total Attempts	Avg by Set
1	4	ALBAKHEET Nawaf Abdulrahman M	3	1	4	8	0.75
2	12	ALMUTAIRI Muwffaq Masoud S	2	4	10	16	0.50
2	2	ALJAHANI Majed Mohammed S	2	4	6	12	0.50
2	3	ALBAKHET Ahmed Abdulrahman M	2	1	4	7	0.50
5	10	ALGHAMDI Ayman Ahmad Y	1	3	5	9	0.25
5	18	ALKHALDI Abdulaziz Fahad S	1	1	-	2	0.25
7	17	MAJRASHI Ibrahim Ali A	-	-	3	3	0.00
7	14	ALDOSSARI Thamer Abdullah S	-	1	1	2	0.00
	7	ALNAJRANI Omar Mansour S	-	-	-	-	-
	9	ALKHAWAHER Dhia Ali A	-	-	-	-	-
	13	ALMABADI Ahmed Masoud M	-	-	-	-	-
	15	ALKHAIBARY Esmael Abdullah A	-	-	-	-	-
<b>Team Totals</b>			11	15	33	59	2.75

Non-Scoring Set


Rk	No	Name	Running Sets	Faults	Still Sets	Total Attempts	Avg by Set
1	12	ALMUTAIRI Muwffaq Masoud S	39	-	42	81	9.75
2	14	ALDOSSARI Thamer Abdullah S	5	-	8	13	1.25
3	2	ALJAHANI Majed Mohammed S	1	-	3	4	0.25
4	10	ALGHAMDI Ayman Ahmad Y	-	-	3	3	0.00
4	17	MAJRASHI Ibrahim Ali A	-	-	2	2	0.00
4	18	ALKHALDI Abdulaziz Fahad S	-	-	2	2	0.00
4	3	ALBAKHET Ahmed Abdulrahman M	-	-	1	1	0.00
4	4	ALBAKHEET Nawaf Abdulrahman M	-	-	1	1	0.00
	7	ALNAJRANI Omar Mansour S	-	-	-	-	-
	9	ALKHAWAHER Dhia Ali A	-	-	-	-	-
	13	ALMABADI Ahmed Masoud M	-	-	-	-	-
	15	ALKHAIBARY Esmael Abdullah A	-	-	-	-	-
<b>Team Totals</b>			45		62	107	11.25

Non-Scoring Reception

<b>Limit</b>
<b>25.00%</b>

Rk	No	Name	Excellents	Faults	Serve Receptions	Total Attempts	Succ %
1	2	ALJAHANI Majed Mohammed S	11	-	30	41	26.83
2	3	ALBAKHET Ahmed Abdulrahman M	8	-	24	32	25.00
	10	ALGHAMDI Ayman Ahmad Y	4	-	5	9	
	4	ALBAKHEET Nawaf Abdulrahman M	-	-	-	-	
	7	ALNAJRANI Omar Mansour S	-	-	-	-	
	9	ALKHAWAHER Dhia Ali A	-	-	-	-	
	12	ALMUTAIRI Muwffaq Masoud S	-	-	-	-	
	13	ALMABADI Ahmed Masoud M	-	-	-	-	
	14	ALDOSSARI Thamer Abdullah S	-	-	-	-	
	15	ALKHAIBARY Esmael Abdullah A	-	-	-	-	
	17	MAJRASHI Ibrahim Ali A	-	-	-	-	
	18	ALKHALDI Abdulaziz Fahad S	-	-	-	-	
<b>Team Totals</b>			23		59	82	28.05

Timing and Results provided by Tissot



MON 29 SEP 2014  
Start Time: 19:30 / End Time: 21:22

Match No.: 40

### Match Statistics

경기 통계

Match Duration: 1h 52m  
Spectators: 115

P3


KSA vs TKM  
3 1

Teams	Sets	1	2	3	4	Total
KSA	3	23	25	25	26	99
TKM	1	25	19	20	24	88
	Playing Time	26m	23m	24m	30m	1h 43m


First Referee: ALI F B Th F Alsaïd (KUW)

Second Referee: CHUNG Ching Ju (TPE)


### TKM - Turkmenistan

Scoring Spike

Limit
15.00%

Rk	No	Name	Spikes	Faults	Shots	Total Attempts	Eff %
1	6	NURYEV Dovletgeldi	25	11	10	46	30.43
2	8	NURYEV Didar	9	8	5	22	4.55
3	9	NURYEV Davut	12	11	8	31	3.23
	3	ROZMETOV Bahram	10	2	4	16	
	1	GYLYCHDURDYEV Gurbanmuhammet	3	2	6	11	
	10	ARTYKOV Ruslan	2	-	1	3	
	2	TACHGELDIYEV Berdimammet	-	-	-	-	
	4	GURBANOV Yusup	-	-	-	-	
	5	AZIMOV Merdan	-	-	-	-	
	7	MASSAROV Mekan	-	-	-	-	
	11	MYRATGELDIYEV Begli	-	-	-	-	
	12	GAYYPOV Ezizmyrat	-	-	-	-	
Team Totals			61	34	34	129	20.93

Scoring Block


Rk	No	Name	Kill Blocks	Faults	Rebounds	Total Attempts	Avg by Set
1	1	GYLYCHDURDYEV Gurbanmuhammet	3	2	3	8	0.75
2	3	ROZMETOV Bahram	2	9	4	15	0.50
3	8	NURYEV Didar	1	3	4	8	0.25
4	6	NURYEV Dovletgeldi	-	6	5	11	0.00
4	9	NURYEV Davut	-	2	2	4	0.00
4	10	ARTYKOV Ruslan	-	3	-	3	0.00
	2	TACHGELDIYEV Berdimammet	-	-	-	-	
	4	GURBANOV Yusup	-	-	-	-	
	5	AZIMOV Merdan	-	-	-	-	
	7	MASSAROV Mekan	-	-	-	-	
	11	MYRATGELDIYEV Begli	-	-	-	-	
	12	GAYYPOV Ezizmyrat	-	-	-	-	
Team Totals			6	25	18	49	1.50

Scoring Service


Rk	No	Name	Aces	Faults	Serve Hits	Total Attempts	Avg by Set
1	9	NURYEV Davut	-	-	21	21	0.00
1	1	GYLYCHDURDYEV Gurbanmuhammet	-	2	15	17	0.00
1	10	ARTYKOV Ruslan	-	-	15	15	0.00
1	6	NURYEV Dovletgeldi	-	-	14	14	0.00
1	8	NURYEV Didar	-	1	13	14	0.00
1	3	ROZMETOV Bahram	-	2	5	7	0.00
1	7	MASSAROV Mekan	-	-	1	1	0.00
	2	TACHGELDIYEV Berdimammet	-	-	-	-	
	4	GURBANOV Yusup	-	-	-	-	
	5	AZIMOV Merdan	-	-	-	-	
	11	MYRATGELDIYEV Begli	-	-	-	-	
	12	GAYYPOV Ezizmyrat	-	-	-	-	
Team Totals				5	84	89	0.00

Team
Opponent Errors & Team Faults

21	2
----	---

Timing and Results provided by Tissot





MON 29 SEP 2014  
Start Time: 19:30 / End Time: 21:22

Match No.: 40

### Match Statistics

경기 통계

Match Duration: 1h 52m  
Spectators: 115

P3


KSA vs TKM  
3 1

Teams	Sets	1	2	3	4	Total
KSA	3	23	25	25	26	99
TKM	1	25	19	20	24	88
	Playing Time	26m	23m	24m	30m	1h 43m


First Referee: ALI F B Th F Alsaid (KUW)

Second Referee: CHUNG Ching Ju (TPE)


### TKM - Turkmenistan

Non-Scoring Dig


Rk	No	Name	Digs	Faults	Receptions	Total Attempts	Avg by Set
1	10	ARTYKOV Ruslan	3	1	10	14	0.75
1	9	NURYEV Davut	3	2	5	10	0.75
3	2	TACHGELDIYEV Berdimammet	2	5	15	22	0.50
4	1	GYLYCHDURDYEV Gurbanmuhammet	1	-	6	7	0.25
4	6	NURYEV Dovletgeldi	1	2	4	7	0.25
6	8	NURYEV Didar	-	1	8	9	0.00
6	3	ROZMETOV Bahram	-	-	3	3	0.00
6	7	MASSAROV Mekan	-	-	1	1	0.00
	4	GURBANOV Yusup	-	-	-	-	-
	5	AZIMOV Merdan	-	-	-	-	-
	11	MYRATGELDIYEV Begli	-	-	-	-	-
	12	GAYYPOV Ezizmyrat	-	-	-	-	-
<b>Team Totals</b>			10	11	52	73	2.50

Non-Scoring Set


Rk	No	Name	Running Sets	Faults	Still Sets	Total Attempts	Avg by Set
1	10	ARTYKOV Ruslan	46	-	53	99	11.50
2	6	NURYEV Dovletgeldi	3	-	5	8	0.75
2	1	GYLYCHDURDYEV Gurbanmuhammet	3	-	3	6	0.75
4	3	ROZMETOV Bahram	2	1	1	4	0.50
5	2	TACHGELDIYEV Berdimammet	1	1	1	3	0.25
5	9	NURYEV Davut	1	-	1	2	0.25
5	8	NURYEV Didar	1	-	-	1	0.25
8	12	GAYYPOV Ezizmyrat	-	-	2	2	0.00
	4	GURBANOV Yusup	-	-	-	-	-
	5	AZIMOV Merdan	-	-	-	-	-
	7	MASSAROV Mekan	-	-	-	-	-
	11	MYRATGELDIYEV Begli	-	-	-	-	-
<b>Team Totals</b>			57	2	66	125	14.25

Non-Scoring Reception

<b>Limit</b>
<b>25.00%</b>

Rk	No	Name	Excellents	Faults	Serve Receptions	Total Attempts	Succ %
1	9	NURYEV Davut	9	2	22	33	27.27
2	2	TACHGELDIYEV Berdimammet	8	3	21	32	25.00
	8	NURYEV Didar	1	2	15	18	-
	3	ROZMETOV Bahram	-	-	3	3	-
	1	GYLYCHDURDYEV Gurbanmuhammet	-	-	-	-	-
	4	GURBANOV Yusup	-	-	-	-	-
	5	AZIMOV Merdan	-	-	-	-	-
	6	NURYEV Dovletgeldi	-	-	-	-	-
	7	MASSAROV Mekan	-	-	-	-	-
	10	ARTYKOV Ruslan	-	-	-	-	-
	11	MYRATGELDIYEV Begli	-	-	-	-	-
	12	GAYYPOV Ezizmyrat	-	-	-	-	-
<b>Team Totals</b>			18	7	61	86	20.93

LEGEND Avg Average Eff% Efficiency Rk Rank Succ% Success %

Timing and Results provided by Tissot



## Results Table - Preliminary Round

결과표 - 조별리그

As of MON 29 SEP 2014 at 21:25

P4

Pool A				Points per Set					Total Points	Match Duration	Spectators
Match	Date	Teams	Sets	1	2	3	4	5			
2	20 SEP 2014	KOR vs KAZ	3 - 0	25 - 16	25 - 21	25 - 23			75 - 60	1h 18m	4,000
4	21 SEP 2014	TPE vs QAT	0 - 3	21 - 25	17 - 25	21 - 25			59 - 75	1h 15m	290
10	23 SEP 2014	KAZ vs QAT	0 - 3	23 - 25	22 - 25	21 - 25			66 - 75	1h 24m	230
15	24 SEP 2014	KOR vs TPE	3 - 0	25 - 22	25 - 18	25 - 20			75 - 60	1h 23m	4,000
19	26 SEP 2014	TPE vs KAZ	3 - 2	25 - 23	17 - 25	25 - 21	23 - 25	15 - 10	105 - 104	1h 54m	2,000
24	27 SEP 2014	KOR vs QAT	3 - 0	25 - 22	25 - 19	25 - 22			75 - 63	1h 25m	2,200

Pool B				Points per Set					Total Points	Match Duration	Spectators
Match	Date	Teams	Sets	1	2	3	4	5			
1	20 SEP 2014	PAK vs KUW	0 - 3	22 - 25	21 - 25	16 - 25			59 - 75	1h 24m	1,000
5	21 SEP 2014	JPN vs KSA	3 - 0	25 - 15	25 - 14	25 - 12			75 - 41	1h 09m	280
7	22 SEP 2014	KUW vs KSA	3 - 0	27 - 25	25 - 23	25 - 20			77 - 68	1h 34m	1,000
11	23 SEP 2014	PAK vs JPN	0 - 3	23 - 25	23 - 25	23 - 25			69 - 75	1h 22m	367
16	25 SEP 2014	JPN vs KUW	3 - 1	25 - 15	22 - 25	25 - 15	25 - 17		97 - 72	1h 46m	600
21	26 SEP 2014	KSA vs PAK	3 - 0	25 - 15	25 - 20	25 - 23			75 - 58	1h 14m	165

Pool C				Points per Set					Total Points	Match Duration	Spectators
Match	Date	Teams	Sets	1	2	3	4	5			
3	20 SEP 2014	IND vs HKG	3 - 1	23 - 25	25 - 18	25 - 16	25 - 21		98 - 80	1h 39m	210
8	22 SEP 2014	MDV vs HKG	0 - 3	19 - 25	22 - 25	18 - 25			59 - 75	1h 14m	300
13	24 SEP 2014	IND vs MDV	3 - 0	25 - 10	25 - 19	25 - 17			75 - 46	1h 06m	250
17	25 SEP 2014	HKG vs IRI	0 - 3	16 - 25	17 - 25	12 - 25			45 - 75	1h 08m	700
20	26 SEP 2014	IRI vs IND	3 - 0	25 - 22	25 - 22	25 - 18			75 - 62	1h 17m	350
23	27 SEP 2014	IRI vs MDV	3 - 0	25 - 10	25 - 19	25 - 21			75 - 50	1h 08m	550

Pool D				Points per Set					Total Points	Match Duration	Spectators
Match	Date	Teams	Sets	1	2	3	4	5			
6	21 SEP 2014	MYA vs CHN	0 - 3	11 - 25	12 - 25	18 - 25			41 - 75	1h 05m	350
9	22 SEP 2014	THA vs TKM	3 - 0	25 - 22	25 - 16	25 - 17			75 - 55	1h 14m	300
12	23 SEP 2014	CHN vs TKM	3 - 0	25 - 15	25 - 8	25 - 10			75 - 33	1h 01m	380
14	24 SEP 2014	MYA vs THA	0 - 3	14 - 25	17 - 25	20 - 25			51 - 75	1h 08m	250
18	25 SEP 2014	THA vs CHN	0 - 3	16 - 25	19 - 25	22 - 25			57 - 75	1h 16m	600
22	27 SEP 2014	TKM vs MYA	3 - 1	25 - 17	27 - 25	19 - 25	25 - 22		96 - 89	1h 50m	230

Pool E				Points per Set					Total Points	Match Duration	Spectators
Match	Date	Teams	Sets	1	2	3	4	5			
25	28 SEP 2014	QAT vs IRI	0 - 3	19 - 25	18 - 25	19 - 25			56 - 75	1h 15m	800
26	28 SEP 2014	KOR vs IND	3 - 0	25 - 22	27 - 25	25 - 18			77 - 65	1h 22m	3,800
36	29 SEP 2014	KOR vs IRI	1 - 3	21 - 25	19 - 25	25 - 23	19 - 25		84 - 98	1h 52m	2,300
35	29 SEP 2014	QAT vs IND	3 - 0	25 - 20	25 - 20	25 - 20			75 - 60	1h 16m	250

Pool F				Points per Set					Total Points	Match Duration	Spectators
Match	Date	Teams	Sets	1	2	3	4	5			
27	28 SEP 2014	JPN vs THA	3 - 0	25 - 22	25 - 22	25 - 17			75 - 61	1h 16m	500
28	28 SEP 2014	KUW vs CHN	1 - 3	26 - 24	20 - 25	12 - 25	19 - 25		77 - 99	1h 47m	300
33	29 SEP 2014	KUW vs THA	0 - 3	15 - 25	17 - 25	18 - 25			50 - 75	1h 08m	1,000
34	29 SEP 2014	JPN vs CHN	3 - 0	25 - 18	25 - 20	25 - 17			75 - 55	1h 13m	800

Pool G				Points per Set					Total Points	Match Duration	Spectators
Match	Date	Teams	Sets	1	2	3	4	5			
29	28 SEP 2014	KAZ vs HKG	3 - 0	25 - 21	25 - 20	25 - 22			75 - 63	1h 12m	260
30	28 SEP 2014	TPE vs MDV	3 - 0	25 - 21	25 - 21	25 - 17			75 - 59	1h 13m	300
37	29 SEP 2014	KAZ vs MDV	3 - 0	25 - 18	25 - 9	25 - 15			75 - 42	1h 00m	150
38	29 SEP 2014	TPE vs HKG	3 - 0	25 - 23	25 - 21	27 - 25			77 - 69	1h 17m	110

Pool H				Points per Set					Total Points	Match Duration	Spectators
Match	Date	Teams	Sets	1	2	3	4	5			
31	28 SEP 2014	PAK vs TKM	3 - 0	30 - 28	25 - 23	25 - 18			80 - 69	1h 23m	400
32	28 SEP 2014	KSA vs MYA	2 - 3	19 - 25	25 - 23	25 - 23	22 - 25	12 - 15	103 - 111	2h 04m	200
39	29 SEP 2014	PAK vs MYA	3 - 0	25 - 21	25 - 22	25 - 23			75 - 66	1h 12m	150
40	29 SEP 2014	KSA vs TKM	3 - 1	23 - 25	25 - 19	25 - 20	26 - 24		99 - 88	1h 53m	115

Preliminary Round

Timing and Results provided by Tissot

## Results Table - Preliminary Round

결과표 - 조별리그

As of MON 29 SEP 2014 at 21:25

Statistics of	Average match duration	Average spectators	Total spectators
	1h 21m	858	20.602

Pool A																	
Rank	Team	Ranking Points	Matches			Results Details						Sets			Points		
			Played	Won	Lost	3-0	3-1	3-2	2-3	1-3	0-3	Won	Lost	Ratio	Won	Lost	Ratio
1	KOR	9	3	3	0	3						9	0	MAX	225	183	1.230
2	QAT	6	3	2	1	2					1	6	3	2.000	213	200	1.065
3	TPE	2	3	1	2			1			2	3	8	0.375	224	254	0.882
4	KAZ	1	3	0	3				1		2	2	9	0.222	230	255	0.902

Pool B																	
Rank	Team	Ranking Points	Matches			Results Details						Sets			Points		
			Played	Won	Lost	3-0	3-1	3-2	2-3	1-3	0-3	Won	Lost	Ratio	Won	Lost	Ratio
1	JPN	9	3	3	0	2	1					9	1	9.000	247	182	1.357
2	KUW	6	3	2	1	2				1		7	3	2.333	224	224	1.000
3	KSA	3	3	1	2	1					2	3	6	0.500	184	210	0.876
4	PAK	0	3	0	3						3	0	9	0.000	186	225	0.827

Pool C																	
Rank	Team	Ranking Points	Matches			Results Details						Sets			Points		
			Played	Won	Lost	3-0	3-1	3-2	2-3	1-3	0-3	Won	Lost	Ratio	Won	Lost	Ratio
1	IRI	9	3	3	0	3						9	0	MAX	225	157	1.433
2	IND	6	3	2	1	1	1				1	6	4	1.500	235	201	1.169
3	HKG	3	3	1	2	1				1	1	4	6	0.667	200	232	0.862
4	MDV	0	3	0	3						3	0	9	0.000	155	225	0.689

Pool D																	
Rank	Team	Ranking Points	Matches			Results Details						Sets			Points		
			Played	Won	Lost	3-0	3-1	3-2	2-3	1-3	0-3	Won	Lost	Ratio	Won	Lost	Ratio
1	CHN	9	3	3	0	3						9	0	MAX	225	131	1.718
2	THA	6	3	2	1	2					1	6	3	2.000	207	181	1.144
3	TKM	3	3	1	2		1				2	3	7	0.429	184	239	0.770
4	MYA	0	3	0	3					1	2	1	9	0.111	181	246	0.736

Pool E																	
Rank	Team	Ranking Points	Matches			Results Details						Sets			Points		
			Played	Won	Lost	3-0	3-1	3-2	2-3	1-3	0-3	Won	Lost	Ratio	Won	Lost	Ratio
1	IRI	9	3	3	0	2	1					9	1	9.000	248	202	1.228
2	KOR	6	3	2	1	2				1		7	3	2.333	236	226	1.044
3	QAT	3	3	1	2	1					2	3	6	0.500	194	210	0.924
4	IND	0	3	0	3						3	0	9	0.000	187	227	0.824

Pool F																	
Rank	Team	Ranking Points	Matches			Results Details						Sets			Points		
			Played	Won	Lost	3-0	3-1	3-2	2-3	1-3	0-3	Won	Lost	Ratio	Won	Lost	Ratio
1	JPN	9	3	3	0	2	1					9	1	9.000	247	188	1.314
2	CHN	6	3	2	1	1	1				1	6	4	1.500	229	209	1.096
3	THA	3	3	1	2	1					2	3	6	0.500	193	200	0.965
4	KUW	0	3	0	3					2	1	2	9	0.222	199	271	0.734

Pool G																	
Rank	Team	Ranking Points	Matches			Results Details						Sets			Points		
			Played	Won	Lost	3-0	3-1	3-2	2-3	1-3	0-3	Won	Lost	Ratio	Won	Lost	Ratio
1	TPE	8	3	3	0	2		1				9	2	4.500	257	232	1.108
2	KAZ	7	3	2	1	2			1			8	3	2.667	254	210	1.210
3	HKG	3	3	1	2	1					2	3	6	0.500	207	211	0.981
4	MDV	0	3	0	3						3	0	9	0.000	160	225	0.711

Pool H																	
Rank	Team	Ranking Points	Matches			Results Details						Sets			Points		
			Played	Won	Lost	3-0	3-1	3-2	2-3	1-3	0-3	Won	Lost	Ratio	Won	Lost	Ratio
1	KSA	7	3	2	1	1	1		1			8	4	2.000	277	257	1.078
2	PAK	6	3	2	1	2					1	6	3	2.000	213	210	1.014
3	TKM	3	3	1	2		1			1	1	4	7	0.571	253	268	0.944
4	MYA	2	3	1	2			1		1	1	4	8	0.500	266	274	0.971

LEGEND																	
MAX Ratio with no points or sets lost      Ratio Ratio of points or sets won/lost																	

Timing and Results provided by Tissot



## Results Table - Final Round

결과표 - 최종 라운드

As of MON 29 SEP 2014 at 21:25

P4

Match	Phase	Date	Teams	Sets	Points per Set					Total Points	Match Duration	Spectators
					1	2	3	4	5			
41	Semifinal 13th-16th	30 SEP	MDV vs TKM									
42	Semifinal 13th-16th	30 SEP	HKG vs MYA									
43	Semifinal 9th-12th	30 SEP	KAZ vs KSA									
44	Semifinal 9th-12th	30 SEP	TPE vs PAK									
49	Classification 15-16	1 OCT										
45	Quarterfinals	1 OCT	IND vs JPN									
50	Classification 13-14	1 OCT										
46	Quarterfinals	1 OCT	QAT vs CHN									
51	Classification 11-12	1 OCT										
47	Quarterfinals	1 OCT	KOR vs THA									
48	Quarterfinals	1 OCT	IRI vs KUW									
52	Classification 9-10	1 OCT										
56	Semifinal 1st-4th	2 OCT										
53	Semifinal 5th-8th	2 OCT										
54	Semifinal 5th-8th	2 OCT										
55	Semifinal 1st-4th	2 OCT										
57	Classification 7-8	3 OCT										
58	Classification 5-6	3 OCT										
59	Bronze Medal Match	3 OCT										
60	Gold Medal Match	3 OCT										

Statistics of	Average match duration	Average spectators	Total spectators
Preliminary Round	1h 21m	858	20.602
Final Round	1h 24m	715	11.435
Tournament	1h 22m	801	32.037



Timing and Results provided by Tissot





## Teams Ranking by Skills


스킬별 팀 순위

As of MON 29 SEP 2014 at 21:25

P6

Scoring Spike	Rk	Name	Spikes	Faults	Shots	Total Attempts	Eff %
	1	CHN - China	195	36	118	349	45.56
	2	IRI - Iran	224	53	119	396	43.18
	3	THA - Thailand	212	57	102	371	41.78
	4	JPN - Japan	211	58	126	395	38.73
	5	KOR - Republic of Korea	227	89	102	418	33.01
	6	IND - India	207	69	157	433	31.87
	7	QAT - Qatar	177	57	150	384	31.25
	8	KUW - Kuwait	195	72	167	434	28.34
	NR	HKG - Hong Kong, China	193	89	155	437	23.80
	NR	KAZ - Kazakhstan	197	75	146	418	29.19
	NR	KSA - Saudi Arabia	212	82	170	464	28.02
	NR	MDV - Maldives	134	91	120	345	12.46
	NR	MYA - Myanmar	207	121	152	480	17.92
	NR	PAK - Pakistan	215	82	147	444	29.95
	NR	TKM - Turkmenistan	192	114	187	493	15.82
	NR	TPE - Chinese Taipei	221	89	121	431	30.63
	<b>Tournament Totals</b>			3219	1234	2239	6692

Scoring Block	Rk	Name	Kill Blocks	Faults	Rebounds	Total Attempts	Avg by Set
	1	QAT - Qatar	49	76	63	188	3.27
	2	CHN - China	42	97	61	200	2.63
	3	JPN - Japan	36	78	72	186	2.25
	4	IND - India	33	99	81	213	2.06
	5	KUW - Kuwait	31	85	77	193	1.82
	6	KOR - Republic of Korea	28	59	64	151	1.75
	7	THA - Thailand	26	77	59	162	1.73
	8	IRI - Iran	25	80	62	167	1.56
	NR	HKG - Hong Kong, China	26	70	53	149	1.63
	NR	KAZ - Kazakhstan	46	77	72	195	2.71
	NR	KSA - Saudi Arabia	44	91	69	204	2.44
	NR	MDV - Maldives	13	63	29	105	0.87
	NR	MYA - Myanmar	35	78	81	194	1.94
	NR	PAK - Pakistan	26	65	58	149	1.73
	NR	TKM - Turkmenistan	30	87	65	182	1.76
	NR	TPE - Chinese Taipei	31	86	59	176	1.82
	<b>Tournament Totals</b>			521	1268	1025	2814

Scoring Service	Rk	Name	Aces	Faults	Serve Hits	Total Attempts	Avg by Set
	1	IRI - Iran	39	64	286	389	2.44
	2	JPN - Japan	30	59	300	389	1.88
	2	CHN - China	30	56	288	374	1.88
	4	KOR - Republic of Korea	20	69	295	384	1.25
	5	KUW - Kuwait	20	52	279	351	1.18
	6	QAT - Qatar	17	48	277	342	1.13
	7	IND - India	15	35	311	361	0.94
	8	THA - Thailand	13	54	273	340	0.87
	NR	HKG - Hong Kong, China	18	44	272	334	1.13
	NR	KAZ - Kazakhstan	13	53	316	382	0.76
	NR	KSA - Saudi Arabia	11	59	320	390	0.61
	NR	MDV - Maldives	15	51	201	267	1.00
	NR	MYA - Myanmar	17	47	302	366	0.94
	NR	PAK - Pakistan	14	65	261	340	0.93
	NR	TKM - Turkmenistan	11	27	307	345	0.65

Timing and Results provided by Tissot




## Teams Ranking by Skills

스킬별 팀 순위

As of MON 29 SEP 2014 at 21:25

P6

Scoring Service	Rk	Name	Aces	Faults	Serve Hits	Total Attempts	Avg by Set
	NR	TPE - Chinese Taipei	22	55	294	371	1.29
	<b>Tournament Totals</b>		305	838	4582	5725	2.35







## Teams Ranking by Skills


스킬별 팀 순위

As of MON 29 SEP 2014 at 21:25

P6

Non-Scoring Dig	Rk	Name	Digs	Faults	Receptions	Total Attempts	Avg by Set	
	1	KOR - Republic of Korea	35	50	129	214	2.19	
	2	QAT - Qatar	29	62	125	216	1.93	
	3	JPN - Japan	22	42	162	226	1.38	
	4	IND - India	19	63	167	249	1.19	
	5	IRI - Iran	16	33	157	206	1.00	
	6	CHN - China	15	44	128	187	0.94	
	7	KUW - Kuwait	13	67	163	243	0.76	
	8	THA - Thailand	9	51	150	210	0.60	
	NR	HKG - Hong Kong, China	21	61	132	214	1.31	
	NR	KAZ - Kazakhstan	28	48	137	213	1.65	
	NR	KSA - Saudi Arabia	34	63	137	234	1.89	
	NR	MDV - Maldives	13	51	103	167	0.87	
	NR	MYA - Myanmar	34	66	161	261	1.89	
	NR	PAK - Pakistan	35	39	139	213	2.33	
	NR	TKM - Turkmenistan	34	58	190	282	2.00	
	NR	TPE - Chinese Taipei	30	53	136	219	1.76	
	<b>Tournament Totals</b>			387	851	2316	3554	2.98

Non-Scoring Set	Rk	Name	Running Sets	Faults	Still Sets	Total Attempts	Avg by Set	
	1	KOR - Republic of Korea	221	2	191	414	13.81	
	2	THA - Thailand	198	4	155	357	13.20	
	3	JPN - Japan	202	1	179	382	12.63	
	4	IRI - Iran	200	-	165	365	12.50	
	5	IND - India	196	3	221	420	12.25	
	6	CHN - China	185	3	147	335	11.56	
	7	QAT - Qatar	166	5	201	372	11.07	
	8	KUW - Kuwait	187	10	235	432	11.00	
	NR	HKG - Hong Kong, China	176	9	232	417	11.00	
	NR	KAZ - Kazakhstan	181	5	214	400	10.65	
	NR	KSA - Saudi Arabia	197	5	240	442	10.94	
	NR	MDV - Maldives	131	2	211	344	8.73	
	NR	MYA - Myanmar	191	2	250	443	10.61	
	NR	PAK - Pakistan	195	4	220	419	13.00	
	NR	TKM - Turkmenistan	180	5	282	467	10.59	
	NR	TPE - Chinese Taipei	210	4	203	417	12.35	
	<b>Tournament Totals</b>			3016	64	3346	6426	23.20

Non-Scoring Reception	Rk	Name	Excellents	Faults	Serve Receptions	Total Attempts	Succ %
	1	KOR - Republic of Korea	154	11	121	286	53.85
	2	JPN - Japan	117	13	102	232	50.43
	3	IRI - Iran	122	18	112	252	48.41
	4	CHN - China	109	13	115	237	45.99
	5	QAT - Qatar	118	13	140	271	43.54
	6	IND - India	122	13	157	292	41.78
	7	THA - Thailand	96	12	143	251	38.25
	8	KUW - Kuwait	116	20	192	328	35.37
	NR	HKG - Hong Kong, China	128	26	173	327	39.14
	NR	KAZ - Kazakhstan	117	25	148	290	40.34
	NR	KSA - Saudi Arabia	132	17	197	346	38.15
	NR	MDV - Maldives	60	27	205	292	20.55
	NR	MYA - Myanmar	105	18	224	347	30.26
	NR	PAK - Pakistan	139	17	154	310	44.84
	NR	TKM - Turkmenistan	83	28	235	346	23.99

Timing and Results provided by Tissot




## Teams Ranking by Skills

스킬별 팀 순위

As of MON 29 SEP 2014 at 21:25

P6

Non-Scoring Reception	Rk	Name	Excellents	Faults	Serve Receptions	Total Attempts	Succ %
	NR	TPE - Chinese Taipei	129	18	169	316	40.82
	<b>Tournament Totals</b>		1847	289	2587	4723	39.11

### NOTES

Only teams advancing to the quarterfinals are ranked.

### LEGEND

<b>Avg</b>	Average	<b>Eff%</b>	Efficiency	<b>NR</b>	Not Ranked	<b>Rk</b>	Rank	<b>Succ%</b>	Success %
------------	---------	-------------	------------	-----------	------------	-----------	------	--------------	-----------

Timing and Results provided by Tissot





### Cumulative Statistics by Skills


스킬별 누적통계

CHN - China

AFTER 5 MATCHES

Scoring Spike	No	Name	Spikes	Faults	Shots	Total Attempts	Eff %
	3	YUAN Zhi	31	10	23	64	32.81
	4	ZHANG Chen	36	3	19	58	56.90
	6	LIANG Chunlong	7	3	3	13	30.77
	7	ZHONG Weijun	48	9	30	87	44.83
	8	CUI Jianjun	2	2	4	8	0.00
	11	GENG Xin	30	1	6	37	78.38
	13	KOU Zhichao	22	5	15	42	40.48
	14	XU Jingtao	12	1	9	22	50.00
	15	LI Runming	1	1	2	4	0.00
	16	REN Qi	-	-	-	-	0.00
	18	JI Daoshuai	6	1	7	14	35.71
	22	MAO Tianyi	-	-	-	-	0.00
	<b>Team Totals</b>			195	36	118	349

Scoring Block	No	Name	Kill Blocks	Faults	Rebounds	Total Attempts	Avg by Set
	3	YUAN Zhi	1	7	3	11	0.06
	4	ZHANG Chen	2	8	2	12	0.13
	6	LIANG Chunlong	4	9	6	19	0.25
	7	ZHONG Weijun	2	10	7	19	0.13
	8	CUI Jianjun	-	1	-	1	0.00
	11	GENG Xin	10	15	15	40	0.63
	13	KOU Zhichao	3	10	4	17	0.19
	14	XU Jingtao	9	23	14	46	0.56
	15	LI Runming	10	13	6	29	0.63
	16	REN Qi	-	-	1	1	0.00
	18	JI Daoshuai	-	1	1	2	0.00
	22	MAO Tianyi	1	-	2	3	0.06
	<b>Team Totals</b>			42	97	61	200

Scoring Service	No	Name	Aces	Faults	Serve Hits	Total Attempts	Avg by Set
	3	YUAN Zhi	3	10	20	33	0.19
	4	ZHANG Chen	5	1	58	64	0.31
	6	LIANG Chunlong	2	4	36	42	0.13
	7	ZHONG Weijun	3	11	38	52	0.19
	8	CUI Jianjun	1	1	6	8	0.06
	11	GENG Xin	2	3	45	50	0.13
	13	KOU Zhichao	6	11	28	45	0.38
	14	XU Jingtao	3	2	22	27	0.19
	15	LI Runming	4	10	27	41	0.25
	16	REN Qi	-	-	-	-	0.00
	18	JI Daoshuai	-	3	1	4	0.00
	22	MAO Tianyi	1	-	7	8	0.06
	<b>Team Totals</b>			30	56	288	374

<b>Team</b>	<b>Opponent Errors &amp; Team Faults</b>	112	2
-------------	--	-----	---





### Cumulative Statistics by Skills


스킬별 누적통계

CHN - China

AFTER 5 MATCHES

Non-Scoring Dig	No	Name	Digs	Faults	Receptions	Total Attempts	Avg by Set
	3	YUAN Zhi	-	2	23	25	0.00
	4	ZHANG Chen	2	4	7	13	0.13
	6	LIANG Chunlong	-	1	6	7	0.00
	7	ZHONG Weijun	-	5	13	18	0.00
	8	CUI Jianjun	-	1	5	6	0.00
	11	GENG Xin	-	3	4	7	0.00
	13	KOU Zhichao	1	2	5	8	0.06
	14	XU Jingtao	-	2	7	9	0.00
	15	LI Runming	2	11	18	31	0.13
	16	REN Qi	9	11	36	56	0.56
	18	JI Daoshuai	-	1	2	3	0.00
	22	MAO Tianyi	1	1	2	4	0.06
	<b>Team Totals</b>			15	44	128	187

Non-Scoring Set	No	Name	Running Sets	Faults	Still Sets	Total Attempts	Avg by Set
	3	YUAN Zhi	-	-	-	-	0.00
	4	ZHANG Chen	3	-	2	5	0.19
	6	LIANG Chunlong	-	1	1	2	0.00
	7	ZHONG Weijun	2	-	1	3	0.13
	8	CUI Jianjun	-	-	4	4	0.00
	11	GENG Xin	3	-	5	8	0.19
	13	KOU Zhichao	1	1	1	3	0.06
	14	XU Jingtao	2	-	-	2	0.13
	15	LI Runming	146	1	104	251	9.13
	16	REN Qi	5	-	10	15	0.31
	18	JI Daoshuai	-	-	-	-	0.00
	22	MAO Tianyi	23	-	19	42	1.44
	<b>Team Totals</b>			185	3	147	335

Non-Scoring Reception	No	Name	Excellents	Faults	Serve Receptions	Total Attempts	Succ %
	3	YUAN Zhi	1	-	2	3	33.33
	4	ZHANG Chen	47	2	47	96	48.96
	6	LIANG Chunlong	-	1	-	1	0.00
	7	ZHONG Weijun	20	3	33	56	35.71
	8	CUI Jianjun	11	-	9	20	55.00
	11	GENG Xin	1	-	1	2	50.00
	13	KOU Zhichao	-	-	-	-	0.00
	14	XU Jingtao	2	-	-	2	100.00
	15	LI Runming	1	-	-	1	100.00
	16	REN Qi	23	6	19	48	47.92
	18	JI Daoshuai	3	1	4	8	37.50
	22	MAO Tianyi	-	-	-	-	0.00
	<b>Team Totals</b>			109	13	115	237

LEGEND			
Avg	Eff%	Succ%	
Average	Efficiency	Success %	

Timing and Results provided by Tissot





## Cumulative Statistics by Skills


스킬별 누적통계

HKG - Hong Kong, China

AFTER 5 MATCHES

Scoring Spike	No	Name	Spikes	Faults	Shots	Total Attempts	Eff %
	4	YIK Chi Hin	-	2	-	2	0.00
	5	KWONG Ngai Shing Jacky	-	-	2	2	0.00
	7	LAM Chun Man	21	12	26	59	15.25
	8	LEE Man Sing	29	5	12	46	52.17
	9	CHUNG Wai Sze	4	2	1	7	28.57
	11	SIU Cheong Hung	38	21	41	100	17.00
	12	WU Lok Kan	3	1	4	8	25.00
	13	NG Kin Pong Jonathan	-	-	-	-	0.00
	14	KWOK Chung Kan	-	-	-	-	0.00
	15	LUK Chun Ho	3	2	3	8	12.50
	18	YAU Tze Ching	18	10	11	39	20.51
	20	CHAN Alex Chi Wai	77	34	55	166	25.90
<b>Team Totals</b>			193	89	155	437	23.80

Scoring Block	No	Name	Kill Blocks	Faults	Rebounds	Total Attempts	Avg by Set
	4	YIK Chi Hin	-	-	-	-	0.00
	5	KWONG Ngai Shing Jacky	-	2	-	2	0.00
	7	LAM Chun Man	1	8	6	15	0.06
	8	LEE Man Sing	4	14	9	27	0.25
	9	CHUNG Wai Sze	3	5	5	13	0.19
	11	SIU Cheong Hung	7	9	11	27	0.44
	12	WU Lok Kan	-	4	4	8	0.00
	13	NG Kin Pong Jonathan	-	-	-	-	0.00
	14	KWOK Chung Kan	-	-	-	-	0.00
	15	LUK Chun Ho	2	1	1	4	0.13
	18	YAU Tze Ching	5	14	10	29	0.31
	20	CHAN Alex Chi Wai	4	13	7	24	0.25
<b>Team Totals</b>			26	70	53	149	1.63

Scoring Service	No	Name	Aces	Faults	Serve Hits	Total Attempts	Avg by Set
	4	YIK Chi Hin	-	-	3	3	0.00
	5	KWONG Ngai Shing Jacky	-	1	12	13	0.00
	7	LAM Chun Man	3	2	40	45	0.19
	8	LEE Man Sing	2	4	33	39	0.13
	9	CHUNG Wai Sze	-	10	48	58	0.00
	11	SIU Cheong Hung	3	6	43	52	0.19
	12	WU Lok Kan	-	-	6	6	0.00
	13	NG Kin Pong Jonathan	-	-	-	-	0.00
	14	KWOK Chung Kan	-	2	17	19	0.00
	15	LUK Chun Ho	-	1	4	5	0.00
	18	YAU Tze Ching	6	3	39	48	0.38
	20	CHAN Alex Chi Wai	4	15	27	46	0.25
<b>Team Totals</b>			18	44	272	334	1.13

Team	Opponent Errors & Team Faults	95	2
------	-------------------------------	----	---





## Cumulative Statistics by Skills


스킬별 누적통계

HKG - Hong Kong, China

AFTER 5 MATCHES

Non-Scoring Dig	No	Name	Digs	Faults	Receptions	Total Attempts	Avg by Set
	4	YIK Chi Hin	-	-	-	-	0.00
	5	KWONG Ngai Shing Jacky	-	3	5	8	0.00
	7	LAM Chun Man	2	11	20	33	0.13
	8	LEE Man Sing	1	3	7	11	0.06
	9	CHUNG Wai Sze	-	8	11	19	0.00
	11	SIU Cheong Hung	4	8	26	38	0.25
	12	WU Lok Kan	-	1	3	4	0.00
	13	NG Kin Pong Jonathan	7	14	27	48	0.44
	14	KWOK Chung Kan	3	5	5	13	0.19
	15	LUK Chun Ho	-	1	1	2	0.00
	18	YAU Tze Ching	1	2	5	8	0.06
20	CHAN Alex Chi Wai	3	5	22	30	0.19	
<b>Team Totals</b>			21	61	132	214	1.31

Non-Scoring Set	No	Name	Running Sets	Faults	Still Sets	Total Attempts	Avg by Set
	4	YIK Chi Hin	-	-	-	-	0.00
	5	KWONG Ngai Shing Jacky	29	1	48	78	1.81
	7	LAM Chun Man	1	-	2	3	0.06
	8	LEE Man Sing	-	-	2	2	0.00
	9	CHUNG Wai Sze	129	6	153	288	8.06
	11	SIU Cheong Hung	5	1	8	14	0.31
	12	WU Lok Kan	1	-	1	2	0.06
	13	NG Kin Pong Jonathan	7	-	12	19	0.44
	14	KWOK Chung Kan	-	-	3	3	0.00
	15	LUK Chun Ho	-	-	-	-	0.00
	18	YAU Tze Ching	3	1	-	4	0.19
20	CHAN Alex Chi Wai	1	-	3	4	0.06	
<b>Team Totals</b>			176	9	232	417	11.00

Non-Scoring Reception	No	Name	Excellents	Faults	Serve Receptions	Total Attempts	Succ %
	4	YIK Chi Hin	-	-	-	-	0.00
	5	KWONG Ngai Shing Jacky	-	-	-	-	0.00
	7	LAM Chun Man	19	4	33	56	33.93
	8	LEE Man Sing	-	-	2	2	0.00
	9	CHUNG Wai Sze	-	1	-	1	0.00
	11	SIU Cheong Hung	47	7	68	122	38.52
	12	WU Lok Kan	-	-	1	1	0.00
	13	NG Kin Pong Jonathan	55	10	56	121	45.45
	14	KWOK Chung Kan	7	1	12	20	35.00
	15	LUK Chun Ho	-	3	-	3	0.00
	18	YAU Tze Ching	-	-	-	-	0.00
20	CHAN Alex Chi Wai	-	-	1	1	0.00	
<b>Team Totals</b>			128	26	173	327	39.14

LEGEND			
Avg	Average	Eff%	Efficiency
Succ%	Success %		

Timing and Results provided by Tissot







### Cumulative Statistics by Skills


스킬별 누적통계

IND - India

AFTER 5 MATCHES

Scoring Spike	No	Name	Spikes	Faults	Shots	Total Attempts	Eff %	
	1	GOVINDARAJAN RAMAKRISHNAN Vaishnav	17	-	8	25	68.00	
	3	MANDEEP Singh	7	6	14	27	3.70	
	4	RANJIT Singh	-	1	2	3	0.00	
	6	CHARLES Jerome Vinith	6	5	8	19	5.26	
	10	KHOIWAL Dilip	4	2	3	9	22.22	
	12	NAVJIT Singh	21	5	16	42	38.10	
	13	PRABAGARAN	36	14	22	72	30.56	
	14	SIVASUBRAMANIAN Kanagaraj	-	-	-	-	0.00	
	16	MOHAN Ukkrapandian	5	-	2	7	71.43	
	17	GURINDER Singh	46	18	41	105	26.67	
	18	MANIDURAI Naveen Raja Jacob	39	14	29	82	30.49	
	19	KATARIYA Lavmeet	26	4	12	42	52.38	
	<b>Team Totals</b>			207	69	157	433	31.87

Scoring Block	No	Name	Kill Blocks	Faults	Rebounds	Total Attempts	Avg by Set	
	1	GOVINDARAJAN RAMAKRISHNAN Vaishnav	5	14	9	28	0.31	
	3	MANDEEP Singh	3	5	1	9	0.19	
	4	RANJIT Singh	2	9	6	17	0.13	
	6	CHARLES Jerome Vinith	-	2	1	3	0.00	
	10	KHOIWAL Dilip	-	-	-	-	0.00	
	12	NAVJIT Singh	3	19	15	37	0.19	
	13	PRABAGARAN	6	12	8	26	0.38	
	14	SIVASUBRAMANIAN Kanagaraj	-	-	1	1	0.00	
	16	MOHAN Ukkrapandian	2	7	6	15	0.13	
	17	GURINDER Singh	1	9	9	19	0.06	
	18	MANIDURAI Naveen Raja Jacob	4	11	11	26	0.25	
	19	KATARIYA Lavmeet	7	11	14	32	0.44	
	<b>Team Totals</b>			33	99	81	213	2.06

Scoring Service	No	Name	Aces	Faults	Serve Hits	Total Attempts	Avg by Set	
	1	GOVINDARAJAN RAMAKRISHNAN Vaishnav	-	2	32	34	0.00	
	3	MANDEEP Singh	-	3	12	15	0.00	
	4	RANJIT Singh	1	2	20	23	0.06	
	6	CHARLES Jerome Vinith	-	4	4	8	0.00	
	10	KHOIWAL Dilip	-	4	3	7	0.00	
	12	NAVJIT Singh	3	2	44	49	0.19	
	13	PRABAGARAN	3	3	53	59	0.19	
	14	SIVASUBRAMANIAN Kanagaraj	-	-	-	-	0.00	
	16	MOHAN Ukkrapandian	2	3	42	47	0.13	
	17	GURINDER Singh	1	4	47	52	0.06	
	18	MANIDURAI Naveen Raja Jacob	3	7	32	42	0.19	
	19	KATARIYA Lavmeet	2	1	22	25	0.13	
	<b>Team Totals</b>			15	35	311	361	0.94

<b>Team</b>	<b>Opponent Errors &amp; Team Faults</b>	105	2
-------------	--	-----	---





## Cumulative Statistics by Skills


스킬별 누적통계

IND - India

AFTER 5 MATCHES

Non-Scoring Dig	No	Name	Digs	Faults	Receptions	Total Attempts	Avg by Set
	1	GOVINDARAJAN RAMAKRISHNAN Vaishnav	-	3	2	5	0.00
	3	MANDEEP Singh	2	2	7	11	0.13
	4	RANJIT Singh	1	4	6	11	0.06
	6	CHARLES Jerome Vinith	-	1	2	3	0.00
	10	KHOIWAL Dilip	-	2	11	13	0.00
	12	NAVJIT Singh	-	2	6	8	0.00
	13	PRABAGARAN	2	10	23	35	0.13
	14	SIVASUBRAMANIAN Kanagaraj	9	22	44	75	0.56
	16	MOHAN Ukkrapandian	1	3	13	17	0.06
	17	GURINDER Singh	2	6	27	35	0.13
	18	MANIDURAI Naveen Raja Jacob	2	8	22	32	0.13
19	KATARIYA Lavmeet	-	-	4	4	0.00	
<b>Team Totals</b>			19	63	167	249	1.19

Non-Scoring Set	No	Name	Running Sets	Faults	Still Sets	Total Attempts	Avg by Set
	1	GOVINDARAJAN RAMAKRISHNAN Vaishnav	2	-	3	5	0.13
	3	MANDEEP Singh	-	-	3	3	0.00
	4	RANJIT Singh	63	1	75	139	3.94
	6	CHARLES Jerome Vinith	-	-	-	-	0.00
	10	KHOIWAL Dilip	-	-	1	1	0.00
	12	NAVJIT Singh	1	-	7	8	0.06
	13	PRABAGARAN	7	-	9	16	0.44
	14	SIVASUBRAMANIAN Kanagaraj	2	-	4	6	0.13
	16	MOHAN Ukkrapandian	118	2	108	228	7.38
	17	GURINDER Singh	1	-	3	4	0.06
	18	MANIDURAI Naveen Raja Jacob	-	-	4	4	0.00
19	KATARIYA Lavmeet	2	-	4	6	0.13	
<b>Team Totals</b>			196	3	221	420	12.25

Non-Scoring Reception	No	Name	Excellents	Faults	Serve Receptions	Total Attempts	Succ %
	1	GOVINDARAJAN RAMAKRISHNAN Vaishnav	-	-	-	-	0.00
	3	MANDEEP Singh	8	-	24	32	25.00
	4	RANJIT Singh	-	-	1	1	0.00
	6	CHARLES Jerome Vinith	-	-	-	-	0.00
	10	KHOIWAL Dilip	5	-	10	15	33.33
	12	NAVJIT Singh	-	-	1	1	0.00
	13	PRABAGARAN	41	3	39	83	49.40
	14	SIVASUBRAMANIAN Kanagaraj	37	9	31	77	48.05
	16	MOHAN Ukkrapandian	-	-	3	3	0.00
	17	GURINDER Singh	-	-	1	1	0.00
	18	MANIDURAI Naveen Raja Jacob	31	1	47	79	39.24
19	KATARIYA Lavmeet	-	-	-	-	0.00	
<b>Team Totals</b>			122	13	157	292	41.78

LEGEND			
Avg	Eff%	Succ%	
Average	Efficiency	Success %	

Timing and Results provided by Tissot





## Cumulative Statistics by Skills


스킬별 누적통계

IRI - Iran

AFTER 5 MATCHES

Scoring Spike	No	Name	Spikes	Faults	Shots	Total Attempts	Eff %	
	1	MAHMOUDI KHATOUNABADI Shahram	65	15	34	114	43.86	
	2	EBADIPOUR GHARAHASSANLOU Milad	37	11	17	65	40.00	
	4	MAROUFLAKRANI Mirsaeid	9	3	5	17	35.29	
	5	GHAEMI Farhad	14	4	15	33	30.30	
	6	MOUSAVI ERAGHI Seyed Mohammad	13	2	4	19	57.89	
	7	FAYAZI DAMNABI Pourya	19	4	15	38	39.47	
	8	ZARIF AHANGARAN VARZANDEH Farhad	-	1	-	1	0.00	
	9	GHOLAMI Adel	13	1	2	16	75.00	
	10	GHAFOUR Amir	25	2	12	39	58.97	
	12	MIRZAJANPOURMOUZIRAJI Mojtaba	13	6	7	26	26.92	
	13	MAHDAVI Mehdi	5	1	1	7	57.14	
	15	TASHAKORI Armin	11	3	7	21	38.10	
	<b>Team Totals</b>			224	53	119	396	43.18

Scoring Block	No	Name	Kill Blocks	Faults	Rebounds	Total Attempts	Avg by Set	
	1	MAHMOUDI KHATOUNABADI Shahram	4	6	10	20	0.25	
	2	EBADIPOUR GHARAHASSANLOU Milad	3	4	4	11	0.19	
	4	MAROUFLAKRANI Mirsaeid	1	1	4	6	0.06	
	5	GHAEMI Farhad	-	15	2	17	0.00	
	6	MOUSAVI ERAGHI Seyed Mohammad	5	8	4	17	0.31	
	7	FAYAZI DAMNABI Pourya	1	3	6	10	0.06	
	8	ZARIF AHANGARAN VARZANDEH Farhad	-	-	-	-	0.00	
	9	GHOLAMI Adel	1	11	9	21	0.06	
	10	GHAFOUR Amir	6	7	6	19	0.38	
	12	MIRZAJANPOURMOUZIRAJI Mojtaba	-	7	2	9	0.00	
	13	MAHDAVI Mehdi	-	6	2	8	0.00	
	15	TASHAKORI Armin	4	12	13	29	0.25	
	<b>Team Totals</b>			25	80	62	167	1.56

Scoring Service	No	Name	Aces	Faults	Serve Hits	Total Attempts	Avg by Set	
	1	MAHMOUDI KHATOUNABADI Shahram	4	5	29	38	0.25	
	2	EBADIPOUR GHARAHASSANLOU Milad	4	6	31	41	0.25	
	4	MAROUFLAKRANI Mirsaeid	-	7	35	42	0.00	
	5	GHAEMI Farhad	10	11	37	58	0.63	
	6	MOUSAVI ERAGHI Seyed Mohammad	2	2	14	18	0.13	
	7	FAYAZI DAMNABI Pourya	5	7	8	20	0.31	
	8	ZARIF AHANGARAN VARZANDEH Farhad	-	-	-	-	0.00	
	9	GHOLAMI Adel	3	8	28	39	0.19	
	10	GHAFOUR Amir	5	6	21	32	0.31	
	12	MIRZAJANPOURMOUZIRAJI Mojtaba	1	5	16	22	0.06	
	13	MAHDAVI Mehdi	2	-	40	42	0.13	
	15	TASHAKORI Armin	3	7	27	37	0.19	
	<b>Team Totals</b>			39	64	286	389	2.44

<b>Team</b>	<b>Opponent Errors &amp; Team Faults</b>	110	3
-------------	--	-----	---





## Cumulative Statistics by Skills


스킬별 누적통계

IRI - Iran

AFTER 5 MATCHES

Non-Scoring Dig	No	Name	Digs	Faults	Receptions	Total Attempts	Avg by Set	
	1	MAHMOUDI KHATOUNABADI Shahram	-	2	18	20	0.00	
	2	EBADIPOUR GHARAHASSANLOU Milad	2	6	13	21	0.13	
	4	MAROUFLAKRANI Mirsaeid	1	3	16	20	0.06	
	5	GHAEMI Farhad	2	1	16	19	0.13	
	6	MOUSAVI ERAGHI Seyed Mohammad	-	2	2	4	0.00	
	7	FAYAZI DAMNABI Pourya	1	2	13	16	0.06	
	8	ZARIF AHANGARAN VARZANDEH Farhad	6	9	39	54	0.38	
	9	GHOLAMI Adel	1	-	7	8	0.06	
	10	GHAFOUR Amir	1	3	9	13	0.06	
	12	MIRZAJANPOURMOUZIRAJI Mojtaba	-	2	9	11	0.00	
	13	MAHDAVI Mehdi	2	2	10	14	0.13	
	15	TASHAKORI Armin	-	1	5	6	0.00	
	<b>Team Totals</b>			16	33	157	206	1.00

Non-Scoring Set	No	Name	Running Sets	Faults	Still Sets	Total Attempts	Avg by Set	
	1	MAHMOUDI KHATOUNABADI Shahram	1	-	2	3	0.06	
	2	EBADIPOUR GHARAHASSANLOU Milad	1	-	1	2	0.06	
	4	MAROUFLAKRANI Mirsaeid	108	-	61	169	6.75	
	5	GHAEMI Farhad	2	-	5	7	0.13	
	6	MOUSAVI ERAGHI Seyed Mohammad	1	-	2	3	0.06	
	7	FAYAZI DAMNABI Pourya	-	-	7	7	0.00	
	8	ZARIF AHANGARAN VARZANDEH Farhad	5	-	16	21	0.31	
	9	GHOLAMI Adel	-	-	8	8	0.00	
	10	GHAFOUR Amir	5	-	2	7	0.31	
	12	MIRZAJANPOURMOUZIRAJI Mojtaba	-	-	-	-	0.00	
	13	MAHDAVI Mehdi	75	-	59	134	4.69	
	15	TASHAKORI Armin	2	-	2	4	0.13	
	<b>Team Totals</b>			200		165	365	12.50

Non-Scoring Reception	No	Name	Excellents	Faults	Serve Receptions	Total Attempts	Succ %	
	1	MAHMOUDI KHATOUNABADI Shahram	-	1	-	1	0.00	
	2	EBADIPOUR GHARAHASSANLOU Milad	27	3	29	59	45.76	
	4	MAROUFLAKRANI Mirsaeid	-	-	1	1	0.00	
	5	GHAEMI Farhad	33	4	24	61	54.10	
	6	MOUSAVI ERAGHI Seyed Mohammad	-	-	-	-	0.00	
	7	FAYAZI DAMNABI Pourya	11	1	15	27	40.74	
	8	ZARIF AHANGARAN VARZANDEH Farhad	46	4	32	82	56.10	
	9	GHOLAMI Adel	-	1	-	1	0.00	
	10	GHAFOUR Amir	-	-	-	-	0.00	
	12	MIRZAJANPOURMOUZIRAJI Mojtaba	5	3	11	19	26.32	
	13	MAHDAVI Mehdi	-	-	-	-	0.00	
	15	TASHAKORI Armin	-	1	-	1	0.00	
	<b>Team Totals</b>			122	18	112	252	48.41

LEGEND			
Avg	Eff%	Succ%	
Average	Efficiency	Success %	

Timing and Results provided by Tissot





### Cumulative Statistics by Skills


스킬별 누적통계

JPN - Japan

AFTER 5 MATCHES

Scoring Spike	No	Name	Spikes	Faults	Shots	Total Attempts	Eff %	
	1	SHIMIZU Kunihiro	48	21	23	92	29.35	
	6	UCHIYAMA Shohei	-	-	2	2	0.00	
	7	KOSHIKAWA Yu	57	10	35	102	46.08	
	8	TSUBAKIYAMA Ryosuke	18	5	11	34	38.24	
	11	YANAGIDA Masahiro	4	-	1	5	80.00	
	12	YAMAUCHI Akihiro	15	2	8	25	52.00	
	13	FUKATSU Hideomi	2	1	-	3	33.33	
	14	ISHIKAWA Yuki	15	6	13	34	26.47	
	16	DEKITA Takashi	21	4	6	31	54.84	
	17	NAGANO Takeshi	-	-	-	-	0.00	
	18	YONEYAMA Yuta	26	8	24	58	31.03	
	19	FUSHIMI Yamato	5	1	3	9	44.44	
	<b>Team Totals</b>			211	58	126	395	38.73

Scoring Block	No	Name	Kill Blocks	Faults	Rebounds	Total Attempts	Avg by Set	
	1	SHIMIZU Kunihiro	4	8	8	20	0.25	
	6	UCHIYAMA Shohei	-	1	3	4	0.00	
	7	KOSHIKAWA Yu	2	19	7	28	0.13	
	8	TSUBAKIYAMA Ryosuke	2	3	4	9	0.13	
	11	YANAGIDA Masahiro	-	-	1	1	0.00	
	12	YAMAUCHI Akihiro	13	12	18	43	0.81	
	13	FUKATSU Hideomi	5	8	8	21	0.31	
	14	ISHIKAWA Yuki	1	6	3	10	0.06	
	16	DEKITA Takashi	7	11	11	29	0.44	
	17	NAGANO Takeshi	-	-	-	-	0.00	
	18	YONEYAMA Yuta	2	5	9	16	0.13	
	19	FUSHIMI Yamato	-	5	-	5	0.00	
	<b>Team Totals</b>			36	78	72	186	2.25

Scoring Service	No	Name	Aces	Faults	Serve Hits	Total Attempts	Avg by Set	
	1	SHIMIZU Kunihiro	4	7	31	42	0.25	
	6	UCHIYAMA Shohei	-	-	1	1	0.00	
	7	KOSHIKAWA Yu	17	14	47	78	1.06	
	8	TSUBAKIYAMA Ryosuke	1	3	15	19	0.06	
	11	YANAGIDA Masahiro	-	7	6	13	0.00	
	12	YAMAUCHI Akihiro	3	8	37	48	0.19	
	13	FUKATSU Hideomi	2	5	61	68	0.13	
	14	ISHIKAWA Yuki	1	5	12	18	0.06	
	16	DEKITA Takashi	1	2	46	49	0.06	
	17	NAGANO Takeshi	-	-	-	-	0.00	
	18	YONEYAMA Yuta	1	7	38	46	0.06	
	19	FUSHIMI Yamato	-	1	6	7	0.00	
	<b>Team Totals</b>			30	59	300	389	1.88

Team	Opponent Errors & Team Faults	120	2
------	-------------------------------	-----	---





## Cumulative Statistics by Skills


스킬별 누적통계

JPN - Japan

AFTER 5 MATCHES

Non-Scoring Dig	No	Name	Digs	Faults	Receptions	Total Attempts	Avg by Set
	1	SHIMIZU Kunihiro	1	2	14	17	0.06
	6	UCHIYAMA Shohei	-	-	2	2	0.00
	7	KOSHIKAWA Yu	2	9	25	36	0.13
	8	TSUBAKIYAMA Ryosuke	-	1	8	9	0.00
	11	YANAGIDA Masahiro	-	2	2	4	0.00
	12	YAMAUCHI Akihiro	-	2	6	8	0.00
	13	FUKATSU Hideomi	7	7	26	40	0.44
	14	ISHIKAWA Yuki	1	1	5	7	0.06
	16	DEKITA Takashi	2	1	7	10	0.13
	17	NAGANO Takeshi	8	8	49	65	0.50
	18	YONEYAMA Yuta	1	9	17	27	0.06
	19	FUSHIMI Yamato	-	-	1	1	0.00
	<b>Team Totals</b>			22	42	162	226

Non-Scoring Set	No	Name	Running Sets	Faults	Still Sets	Total Attempts	Avg by Set
	1	SHIMIZU Kunihiro	-	-	1	1	0.00
	6	UCHIYAMA Shohei	19	-	8	27	1.19
	7	KOSHIKAWA Yu	6	-	5	11	0.38
	8	TSUBAKIYAMA Ryosuke	1	-	1	2	0.06
	11	YANAGIDA Masahiro	-	-	-	-	0.00
	12	YAMAUCHI Akihiro	-	-	1	1	0.00
	13	FUKATSU Hideomi	162	-	134	296	10.13
	14	ISHIKAWA Yuki	1	1	1	3	0.06
	16	DEKITA Takashi	-	-	-	-	0.00
	17	NAGANO Takeshi	7	-	17	24	0.44
	18	YONEYAMA Yuta	6	-	11	17	0.38
	19	FUSHIMI Yamato	-	-	-	-	0.00
	<b>Team Totals</b>			202	1	179	382

Non-Scoring Reception	No	Name	Excellents	Faults	Serve Receptions	Total Attempts	Succ %
	1	SHIMIZU Kunihiro	-	-	-	-	0.00
	6	UCHIYAMA Shohei	-	-	-	-	0.00
	7	KOSHIKAWA Yu	13	2	17	32	40.63
	8	TSUBAKIYAMA Ryosuke	-	-	-	-	0.00
	11	YANAGIDA Masahiro	-	-	2	2	0.00
	12	YAMAUCHI Akihiro	-	-	3	3	0.00
	13	FUKATSU Hideomi	-	-	1	1	0.00
	14	ISHIKAWA Yuki	14	4	13	31	45.16
	16	DEKITA Takashi	-	-	-	-	0.00
	17	NAGANO Takeshi	49	2	29	80	61.25
	18	YONEYAMA Yuta	41	5	37	83	49.40
	19	FUSHIMI Yamato	-	-	-	-	0.00
	<b>Team Totals</b>			117	13	102	232

LEGEND			
Avg	Eff%	Succ%	
Average	Efficiency	Success %	

Timing and Results provided by Tissot







## Cumulative Statistics by Skills


스킬별 누적통계

KAZ - Kazakhstan

AFTER 5 MATCHES

Scoring Spike	No	Name	Spikes	Faults	Shots	Total Attempts	Eff %
	2	KUZNETSOV Anton	7	-	1	8	87.50
	3	YUDIN Anton	24	3	15	42	50.00
	4	STOLNIKOV Alexandr	9	2	10	21	33.33
	5	KUZNETSOV Sergey	1	-	-	1	100.00
	6	BAIBEKOV Kairat	-	-	-	-	0.00
	7	GORBATKOV Dmitriy	3	3	5	11	0.00
	8	GABDULIN Kanat	2	1	-	3	33.33
	9	IMANGALIYEV Marat	32	20	34	86	13.95
	12	KADIRKHANOV Nodirkhan	30	6	9	45	53.33
	17	RADKEVICH Sergey	35	14	28	77	27.27
	18	VORIVODIN Vitaliy	33	15	26	74	24.32
	19	MAMEDOV Maxim	21	11	18	50	20.00
	<b>Team Totals</b>			197	75	146	418

Scoring Block	No	Name	Kill Blocks	Faults	Rebounds	Total Attempts	Avg by Set
	2	KUZNETSOV Anton	2	3	5	10	0.12
	3	YUDIN Anton	9	14	20	43	0.53
	4	STOLNIKOV Alexandr	2	3	2	7	0.12
	5	KUZNETSOV Sergey	3	3	2	8	0.18
	6	BAIBEKOV Kairat	-	-	-	-	0.00
	7	GORBATKOV Dmitriy	4	1	1	6	0.24
	8	GABDULIN Kanat	2	3	4	9	0.12
	9	IMANGALIYEV Marat	5	15	10	30	0.29
	12	KADIRKHANOV Nodirkhan	9	20	12	41	0.53
	17	RADKEVICH Sergey	4	5	9	18	0.24
	18	VORIVODIN Vitaliy	4	9	1	14	0.24
	19	MAMEDOV Maxim	2	1	6	9	0.12
	<b>Team Totals</b>			46	77	72	195

Scoring Service	No	Name	Aces	Faults	Serve Hits	Total Attempts	Avg by Set
	2	KUZNETSOV Anton	3	-	14	17	0.18
	3	YUDIN Anton	2	14	41	57	0.12
	4	STOLNIKOV Alexandr	1	-	17	18	0.06
	5	KUZNETSOV Sergey	-	-	10	10	0.00
	6	BAIBEKOV Kairat	-	-	-	-	0.00
	7	GORBATKOV Dmitriy	1	1	12	14	0.06
	8	GABDULIN Kanat	1	5	60	66	0.06
	9	IMANGALIYEV Marat	2	1	38	41	0.12
	12	KADIRKHANOV Nodirkhan	1	14	32	47	0.06
	17	RADKEVICH Sergey	1	5	24	30	0.06
	18	VORIVODIN Vitaliy	1	8	49	58	0.06
	19	MAMEDOV Maxim	-	5	19	24	0.00
	<b>Team Totals</b>			13	53	316	382

<b>Team</b>	<b>Opponent Errors &amp; Team Faults</b>	124	3
-------------	--	-----	---





## Cumulative Statistics by Skills


스킬별 누적통계

KAZ - Kazakhstan

AFTER 5 MATCHES

Non-Scoring Dig	No	Name	Digs	Faults	Receptions	Total Attempts	Avg by Set
	2	KUZNETSOV Anton	2	-	1	3	0.12
	3	YUDIN Anton	1	2	4	7	0.06
	4	STOLNIKOV Alexandr	2	1	5	8	0.12
	5	KUZNETSOV Sergey	2	-	2	4	0.12
	6	BAIBEKOV Kairat	10	15	27	52	0.59
	7	GORBATKOV Dmitriy	2	2	8	12	0.12
	8	GABDULIN Kanat	4	4	16	24	0.24
	9	IMANGALIYEV Marat	1	5	23	29	0.06
	12	KADIRKHANOV Nodirkhan	1	1	6	8	0.06
	17	RADKEVICH Sergey	1	6	14	21	0.06
	18	VORIVODIN Vitaliy	2	9	23	34	0.12
	19	MAMEDOV Maxim	-	3	8	11	0.00
	<b>Team Totals</b>			28	48	137	213

Non-Scoring Set	No	Name	Running Sets	Faults	Still Sets	Total Attempts	Avg by Set
	2	KUZNETSOV Anton	-	-	-	-	0.00
	3	YUDIN Anton	1	-	8	9	0.06
	4	STOLNIKOV Alexandr	-	-	3	3	0.00
	5	KUZNETSOV Sergey	27	-	25	52	1.59
	6	BAIBEKOV Kairat	5	1	13	19	0.29
	7	GORBATKOV Dmitriy	1	1	2	4	0.06
	8	GABDULIN Kanat	141	3	146	290	8.29
	9	IMANGALIYEV Marat	2	-	3	5	0.12
	12	KADIRKHANOV Nodirkhan	-	-	2	2	0.00
	17	RADKEVICH Sergey	1	-	3	4	0.06
	18	VORIVODIN Vitaliy	2	-	7	9	0.12
	19	MAMEDOV Maxim	1	-	2	3	0.06
	<b>Team Totals</b>			181	5	214	400

Non-Scoring Reception	No	Name	Excellents	Faults	Serve Receptions	Total Attempts	Succ %
	2	KUZNETSOV Anton	-	-	-	-	0.00
	3	YUDIN Anton	-	-	-	-	0.00
	4	STOLNIKOV Alexandr	3	3	15	21	14.29
	5	KUZNETSOV Sergey	-	-	-	-	0.00
	6	BAIBEKOV Kairat	45	7	27	79	56.96
	7	GORBATKOV Dmitriy	6	1	17	24	25.00
	8	GABDULIN Kanat	-	1	3	4	0.00
	9	IMANGALIYEV Marat	32	5	35	72	44.44
	12	KADIRKHANOV Nodirkhan	-	1	-	1	0.00
	17	RADKEVICH Sergey	-	1	2	3	0.00
	18	VORIVODIN Vitaliy	31	6	49	86	36.05
	19	MAMEDOV Maxim	-	-	-	-	0.00
	<b>Team Totals</b>			117	25	148	290

LEGEND			
Avg	Eff%	Succ%	
Average	Efficiency	Success %	

Timing and Results provided by Tissot





## Cumulative Statistics by Skills


스킬별 누적통계

KOR - Republic of Korea

AFTER 5 MATCHES

Scoring Spike	No	Name	Spikes	Faults	Shots	Total Attempts	Eff %
	1	SONG Myunggeun	10	4	2	16	37.50
	2	HAN Sunsoo	-	-	-	-	0.00
	4	SHIN Yungsuk	21	8	10	39	33.33
	6	LEE Mingyu	-	-	1	1	0.00
	8	PARK Sangha	30	6	11	47	51.06
	9	KWAK Seungsuk	34	12	20	66	33.33
	10	BU Yongchan	-	-	-	-	0.00
	11	CHOI Minho	2	1	2	5	20.00
	12	JEON Kwangin	56	21	17	94	37.23
	13	PARK Chulwoo	55	26	24	105	27.62
	17	SEO Jaeduck	19	11	15	45	17.78
	19	JEONG Minsu	-	-	-	-	0.00
	<b>Team Totals</b>			227	89	102	418

Scoring Block	No	Name	Kill Blocks	Faults	Rebounds	Total Attempts	Avg by Set
	1	SONG Myunggeun	1	-	1	2	0.06
	2	HAN Sunsoo	1	7	5	13	0.06
	4	SHIN Yungsuk	4	10	19	33	0.25
	6	LEE Mingyu	2	2	2	6	0.13
	8	PARK Sangha	6	13	13	32	0.38
	9	KWAK Seungsuk	3	5	5	13	0.19
	10	BU Yongchan	-	-	-	-	0.00
	11	CHOI Minho	2	2	-	4	0.13
	12	JEON Kwangin	3	8	6	17	0.19
	13	PARK Chulwoo	6	10	11	27	0.38
	17	SEO Jaeduck	-	2	2	4	0.00
	19	JEONG Minsu	-	-	-	-	0.00
	<b>Team Totals</b>			28	59	64	151

Scoring Service	No	Name	Aces	Faults	Serve Hits	Total Attempts	Avg by Set
	1	SONG Myunggeun	-	3	6	9	0.00
	2	HAN Sunsoo	3	7	43	53	0.19
	4	SHIN Yungsuk	5	3	49	57	0.31
	6	LEE Mingyu	1	2	14	17	0.06
	8	PARK Sangha	2	7	63	72	0.13
	9	KWAK Seungsuk	3	12	41	56	0.19
	10	BU Yongchan	-	-	-	-	0.00
	11	CHOI Minho	-	2	24	26	0.00
	12	JEON Kwangin	3	14	24	41	0.19
	13	PARK Chulwoo	2	12	24	38	0.13
	17	SEO Jaeduck	1	7	7	15	0.06
	19	JEONG Minsu	-	-	-	-	0.00
	<b>Team Totals</b>			20	69	295	384

<b>Team</b>	<b>Opponent Errors &amp; Team Faults</b>	111	1
-------------	--	-----	---





## Cumulative Statistics by Skills


스킬별 누적통계

KOR - Republic of Korea

AFTER 5 MATCHES

Non-Scoring Dig	No	Name	Digs	Faults	Receptions	Total Attempts	Avg by Set	
	1	SONG Myunggeun	-	1	2	3	0.00	
	2	HAN Sunsoo	9	6	12	27	0.56	
	4	SHIN Yungsuk	1	1	11	13	0.06	
	6	LEE Mingyu	1	3	3	7	0.06	
	8	PARK Sangha	3	2	4	9	0.19	
	9	KWAK Seungsuk	3	10	29	42	0.19	
	10	BU Yongchan	5	12	9	26	0.31	
	11	CHOI Minho	2	2	3	7	0.13	
	12	JEON Kwangin	2	2	25	29	0.13	
	13	PARK Chulwoo	5	4	13	22	0.31	
	17	SEO Jaeduck	3	3	5	11	0.19	
	19	JEONG Minsu	1	4	13	18	0.06	
	<b>Team Totals</b>			35	50	129	214	2.19

Non-Scoring Set	No	Name	Running Sets	Faults	Still Sets	Total Attempts	Avg by Set	
	1	SONG Myunggeun	-	-	2	2	0.00	
	2	HAN Sunsoo	170	1	122	293	10.63	
	4	SHIN Yungsuk	2	-	2	4	0.13	
	6	LEE Mingyu	30	-	28	58	1.88	
	8	PARK Sangha	2	1	8	11	0.13	
	9	KWAK Seungsuk	3	-	6	9	0.19	
	10	BU Yongchan	2	-	7	9	0.13	
	11	CHOI Minho	1	-	1	2	0.06	
	12	JEON Kwangin	3	-	4	7	0.19	
	13	PARK Chulwoo	3	-	4	7	0.19	
	17	SEO Jaeduck	4	-	-	4	0.25	
	19	JEONG Minsu	1	-	7	8	0.06	
	<b>Team Totals</b>			221	2	191	414	13.81

Non-Scoring Reception	No	Name	Excellents	Faults	Serve Receptions	Total Attempts	Succ %	
	1	SONG Myunggeun	2	-	1	3	66.67	
	2	HAN Sunsoo	-	-	-	-	0.00	
	4	SHIN Yungsuk	1	-	2	3	33.33	
	6	LEE Mingyu	-	-	-	-	0.00	
	8	PARK Sangha	3	-	1	4	75.00	
	9	KWAK Seungsuk	78	4	83	165	47.27	
	10	BU Yongchan	2	-	-	2	100.00	
	11	CHOI Minho	-	-	-	-	0.00	
	12	JEON Kwangin	18	1	14	33	54.55	
	13	PARK Chulwoo	-	-	-	-	0.00	
	17	SEO Jaeduck	1	-	1	2	50.00	
	19	JEONG Minsu	49	6	19	74	66.22	
	<b>Team Totals</b>			154	11	121	286	53.85

LEGEND			
Avg	Eff%	Succ%	
Average	Efficiency	Success %	

Timing and Results provided by Tissot





### Cumulative Statistics by Skills


스킬별 누적통계

KSA - Saudi Arabia

AFTER 5 MATCHES

Scoring Spike	No	Name	Spikes	Faults	Shots	Total Attempts	Eff %	
	2	ALJAHANI Majed Mohammed S	46	12	31	89	38.20	
	3	ALBAKHET Ahmed Abdulrahman M	38	14	35	87	27.59	
	4	ALBAKHEET Nawaf Abdulrahman M	51	22	47	120	24.17	
	7	ALNAJRANI Omar Mansour S	14	13	11	38	2.63	
	9	ALKHAWAHER Dhia Ali A	16	8	5	29	27.59	
	10	ALGHAMDI Ayman Ahmad Y	-	-	-	-	0.00	
	12	ALMUTAIRI Muwffaq Masoud S	4	-	5	9	44.44	
	13	ALMABADI Ahmed Masoud M	3	1	2	6	33.33	
	14	ALDOSSARI Thamer Abdullah S	-	-	-	-	0.00	
	15	ALKHAIBARY Esmael Abdullah A	10	5	11	26	19.23	
	17	MAJRASHI Ibrahim Ali A	16	2	14	32	43.75	
	18	ALKHALDI Abdulaziz Fahad S	14	5	9	28	32.14	
	<b>Team Totals</b>			212	82	170	464	28.02

Scoring Block	No	Name	Kill Blocks	Faults	Rebounds	Total Attempts	Avg by Set	
	2	ALJAHANI Majed Mohammed S	4	5	3	12	0.22	
	3	ALBAKHET Ahmed Abdulrahman M	8	13	5	26	0.44	
	4	ALBAKHEET Nawaf Abdulrahman M	3	17	10	30	0.17	
	7	ALNAJRANI Omar Mansour S	1	1	3	5	0.06	
	9	ALKHAWAHER Dhia Ali A	2	1	1	4	0.11	
	10	ALGHAMDI Ayman Ahmad Y	-	-	-	-	0.00	
	12	ALMUTAIRI Muwffaq Masoud S	5	15	12	32	0.28	
	13	ALMABADI Ahmed Masoud M	-	4	-	4	0.00	
	14	ALDOSSARI Thamer Abdullah S	1	2	-	3	0.06	
	15	ALKHAIBARY Esmael Abdullah A	4	12	9	25	0.22	
	17	MAJRASHI Ibrahim Ali A	2	7	8	17	0.11	
	18	ALKHALDI Abdulaziz Fahad S	14	14	18	46	0.78	
	<b>Team Totals</b>			44	91	69	204	2.44

Scoring Service	No	Name	Aces	Faults	Serve Hits	Total Attempts	Avg by Set	
	2	ALJAHANI Majed Mohammed S	1	5	37	43	0.06	
	3	ALBAKHET Ahmed Abdulrahman M	4	7	45	56	0.22	
	4	ALBAKHEET Nawaf Abdulrahman M	1	12	40	53	0.06	
	7	ALNAJRANI Omar Mansour S	-	2	17	19	0.00	
	9	ALKHAWAHER Dhia Ali A	-	2	14	16	0.00	
	10	ALGHAMDI Ayman Ahmad Y	-	-	-	-	0.00	
	12	ALMUTAIRI Muwffaq Masoud S	1	12	44	57	0.06	
	13	ALMABADI Ahmed Masoud M	-	2	4	6	0.00	
	14	ALDOSSARI Thamer Abdullah S	1	1	7	9	0.06	
	15	ALKHAIBARY Esmael Abdullah A	-	8	27	35	0.00	
	17	MAJRASHI Ibrahim Ali A	1	3	36	40	0.06	
	18	ALKHALDI Abdulaziz Fahad S	2	5	49	56	0.11	
	<b>Team Totals</b>			11	59	320	390	0.61

Team	Opponent Errors & Team Faults	119	10
------	-------------------------------	-----	----





## Cumulative Statistics by Skills


스킬별 누적통계

KSA - Saudi Arabia

AFTER 5 MATCHES

Non-Scoring Dig	No	Name	Digs	Faults	Receptions	Total Attempts	Avg by Set	
	2	ALJAHANI Majed Mohammed S	3	8	18	29	0.17	
	3	ALBAKHET Ahmed Abdulrahman M	3	2	19	24	0.17	
	4	ALBAKHEET Nawaf Abdulrahman M	6	7	20	33	0.33	
	7	ALNAJRANI Omar Mansour S	1	2	2	5	0.06	
	9	ALKHAWAHER Dhia Ali A	1	3	4	8	0.06	
	10	ALGHAMDI Ayman Ahmad Y	14	17	31	62	0.78	
	12	ALMUTAIRI Muwffaq Masoud S	2	11	23	36	0.11	
	13	ALMABADI Ahmed Masoud M	-	2	2	4	0.00	
	14	ALDOSSARI Thamer Abdullah S	-	2	2	4	0.00	
	15	ALKHAIBARY Esmael Abdullah A	1	2	7	10	0.06	
	17	MAJRASHI Ibrahim Ali A	2	4	8	14	0.11	
	18	ALKHALDI Abdulaziz Fahad S	1	3	1	5	0.06	
	<b>Team Totals</b>			34	63	137	234	1.89

Non-Scoring Set	No	Name	Running Sets	Faults	Still Sets	Total Attempts	Avg by Set	
	2	ALJAHANI Majed Mohammed S	2	-	5	7	0.11	
	3	ALBAKHET Ahmed Abdulrahman M	-	1	3	4	0.00	
	4	ALBAKHEET Nawaf Abdulrahman M	1	-	4	5	0.06	
	7	ALNAJRANI Omar Mansour S	2	-	1	3	0.11	
	9	ALKHAWAHER Dhia Ali A	-	-	-	-	0.00	
	10	ALGHAMDI Ayman Ahmad Y	2	-	6	8	0.11	
	12	ALMUTAIRI Muwffaq Masoud S	171	1	177	349	9.50	
	13	ALMABADI Ahmed Masoud M	-	-	-	-	0.00	
	14	ALDOSSARI Thamer Abdullah S	15	2	35	52	0.83	
	15	ALKHAIBARY Esmael Abdullah A	1	1	2	4	0.06	
	17	MAJRASHI Ibrahim Ali A	-	-	4	4	0.00	
	18	ALKHALDI Abdulaziz Fahad S	3	-	3	6	0.17	
	<b>Team Totals</b>			197	5	240	442	10.94

Non-Scoring Reception	No	Name	Excellents	Faults	Serve Receptions	Total Attempts	Succ %	
	2	ALJAHANI Majed Mohammed S	37	3	64	104	35.58	
	3	ALBAKHET Ahmed Abdulrahman M	23	1	49	73	31.51	
	4	ALBAKHEET Nawaf Abdulrahman M	-	2	-	2	0.00	
	7	ALNAJRANI Omar Mansour S	9	4	28	41	21.95	
	9	ALKHAWAHER Dhia Ali A	18	2	18	38	47.37	
	10	ALGHAMDI Ayman Ahmad Y	44	4	36	84	52.38	
	12	ALMUTAIRI Muwffaq Masoud S	-	-	-	-	0.00	
	13	ALMABADI Ahmed Masoud M	-	-	-	-	0.00	
	14	ALDOSSARI Thamer Abdullah S	-	-	1	1	0.00	
	15	ALKHAIBARY Esmael Abdullah A	-	-	1	1	0.00	
	17	MAJRASHI Ibrahim Ali A	1	-	-	1	100.00	
	18	ALKHALDI Abdulaziz Fahad S	-	1	-	1	0.00	
	<b>Team Totals</b>			132	17	197	346	38.15

LEGEND			
Avg	Eff%	Succ%	
Average	Efficiency	Success %	

Timing and Results provided by Tissot






### Cumulative Statistics by Skills


스킬별 누적통계

KUW - Kuwait

AFTER 5 MATCHES

Scoring Spike	No	Name	Spikes	Faults	Shots	Total Attempts	Eff %	
	1	MANSOUR Abdullah	54	17	48	119	31.09	
	2	BAHAROH Mousa	-	-	-	-	0.00	
	4	ALKHAREEF Abdulaziz	1	1	1	3	0.00	
	5	SAYAH Ali	-	-	-	-	0.00	
	6	ABDULMAJIEID Sultan	41	25	40	106	15.09	
	7	ALSALIM Amer	30	8	15	53	41.51	
	11	ALBANNA Mohammad	11	4	11	26	26.92	
	13	DASHTI Naser	-	-	1	1	0.00	
	14	ALI Abdullah	-	-	-	-	0.00	
	15	ALKAZIMI Zaid	1	1	1	3	0.00	
	17	ALOTAIBI Abdulrahman	57	16	50	123	33.33	
	18	SALEEM Abdulaziz	-	-	-	-	0.00	
	<b>Team Totals</b>			195	72	167	434	28.34

Scoring Block	No	Name	Kill Blocks	Faults	Rebounds	Total Attempts	Avg by Set	
	1	MANSOUR Abdullah	3	11	10	24	0.18	
	2	BAHAROH Mousa	-	1	-	1	0.00	
	4	ALKHAREEF Abdulaziz	-	1	-	1	0.00	
	5	SAYAH Ali	-	-	-	-	0.00	
	6	ABDULMAJIEID Sultan	6	6	11	23	0.35	
	7	ALSALIM Amer	13	25	23	61	0.76	
	11	ALBANNA Mohammad	6	22	16	44	0.35	
	13	DASHTI Naser	-	1	2	3	0.00	
	14	ALI Abdullah	-	-	-	-	0.00	
	15	ALKAZIMI Zaid	-	5	8	13	0.00	
	17	ALOTAIBI Abdulrahman	3	13	7	23	0.18	
	18	SALEEM Abdulaziz	-	-	-	-	0.00	
	<b>Team Totals</b>			31	85	77	193	1.82

Scoring Service	No	Name	Aces	Faults	Serve Hits	Total Attempts	Avg by Set	
	1	MANSOUR Abdullah	2	7	61	70	0.12	
	2	BAHAROH Mousa	-	2	3	5	0.00	
	4	ALKHAREEF Abdulaziz	-	-	-	-	0.00	
	5	SAYAH Ali	-	-	-	-	0.00	
	6	ABDULMAJIEID Sultan	2	8	51	61	0.12	
	7	ALSALIM Amer	6	5	46	57	0.35	
	11	ALBANNA Mohammad	5	19	26	50	0.29	
	13	DASHTI Naser	-	-	1	1	0.00	
	14	ALI Abdullah	-	1	1	2	0.00	
	15	ALKAZIMI Zaid	2	4	48	54	0.12	
	17	ALOTAIBI Abdulrahman	3	6	42	51	0.18	
	18	SALEEM Abdulaziz	-	-	-	-	0.00	
	<b>Team Totals</b>			20	52	279	351	1.18

<b>Team</b>	<b>Opponent Errors &amp; Team Faults</b>	105	4
-------------	--	-----	---





## Cumulative Statistics by Skills


스킬별 누적통계

KUW - Kuwait

AFTER 5 MATCHES

Non-Scoring Dig	No	Name	Digs	Faults	Receptions	Total Attempts	Avg by Set	
	1	MANSOUR Abdullah	4	9	25	38	0.24	
	2	BAHAROH Mousa	-	1	1	2	0.00	
	4	ALKHAREEF Abdulaziz	-	-	1	1	0.00	
	5	SAYAH Ali	-	4	2	6	0.00	
	6	ABDULMAJIIID Sultan	4	6	23	33	0.24	
	7	ALSALIM Amer	-	1	5	6	0.00	
	11	ALBANNA Mohammad	-	2	10	12	0.00	
	13	DASHTI Naser	-	-	1	1	0.00	
	14	ALI Abdullah	-	4	3	7	0.00	
	15	ALKAZIMI Zaid	-	9	27	36	0.00	
	17	ALOTAIBI Abdulrahman	2	8	24	34	0.12	
	18	SALEEM Abdulaziz	3	23	41	67	0.18	
	<b>Team Totals</b>			13	67	163	243	0.76

Non-Scoring Set	No	Name	Running Sets	Faults	Still Sets	Total Attempts	Avg by Set	
	1	MANSOUR Abdullah	9	1	9	19	0.53	
	2	BAHAROH Mousa	17	-	24	41	1.00	
	4	ALKHAREEF Abdulaziz	-	-	-	-	0.00	
	5	SAYAH Ali	-	-	-	-	0.00	
	6	ABDULMAJIIID Sultan	-	2	6	8	0.00	
	7	ALSALIM Amer	4	-	11	15	0.24	
	11	ALBANNA Mohammad	5	-	7	12	0.29	
	13	DASHTI Naser	-	-	1	1	0.00	
	14	ALI Abdullah	-	-	-	-	0.00	
	15	ALKAZIMI Zaid	142	7	156	305	8.35	
	17	ALOTAIBI Abdulrahman	2	-	6	8	0.12	
	18	SALEEM Abdulaziz	8	-	15	23	0.47	
	<b>Team Totals</b>			187	10	235	432	11.00

Non-Scoring Reception	No	Name	Excellents	Faults	Serve Receptions	Total Attempts	Succ %	
	1	MANSOUR Abdullah	37	8	77	122	30.33	
	2	BAHAROH Mousa	-	-	-	-	0.00	
	4	ALKHAREEF Abdulaziz	1	1	2	4	25.00	
	5	SAYAH Ali	3	-	4	7	42.86	
	6	ABDULMAJIIID Sultan	-	-	-	-	0.00	
	7	ALSALIM Amer	-	1	4	5	0.00	
	11	ALBANNA Mohammad	1	-	1	2	50.00	
	13	DASHTI Naser	-	-	-	-	0.00	
	14	ALI Abdullah	6	2	7	15	40.00	
	15	ALKAZIMI Zaid	1	-	1	2	50.00	
	17	ALOTAIBI Abdulrahman	31	6	56	93	33.33	
	18	SALEEM Abdulaziz	36	2	40	78	46.15	
	<b>Team Totals</b>			116	20	192	328	35.37

LEGEND			
Avg	Eff%	Succ%	
Average	Efficiency	Success %	

Timing and Results provided by Tissot





### Cumulative Statistics by Skills


스킬별 누적통계

MDV - Maldives

AFTER 5 MATCHES

Scoring Spike	No	Name	Spikes	Faults	Shots	Total Attempts	Eff %	
	2	AHSAN Mohamed	2	3	5	10	0.00	
	3	ABDULLA Junaid	-	-	-	-	0.00	
	5	SAEED Hussain	5	3	11	19	10.53	
	8	MOHAMED Ishan	-	1	-	1	0.00	
	9	SAJID Ismail	31	8	34	73	31.51	
	10	ABDUL KAREEM Ahmed	41	25	24	90	17.78	
	11	NILAAM Hassan	2	5	9	16	0.00	
	12	HUZAAM Ali	31	26	15	72	6.94	
	13	VISAM Hussain	-	1	-	1	0.00	
	14	NABEEL Ahmed	-	-	-	-	0.00	
	15	ADAM Asfag	9	8	7	24	4.17	
	16	SHAIN Mohamed	13	11	15	39	5.13	
	<b>Team Totals</b>			134	91	120	345	12.46

Scoring Block	No	Name	Kill Blocks	Faults	Rebounds	Total Attempts	Avg by Set	
	2	AHSAN Mohamed	3	14	10	27	0.20	
	3	ABDULLA Junaid	-	-	-	-	0.00	
	5	SAEED Hussain	-	10	5	15	0.00	
	8	MOHAMED Ishan	-	7	2	9	0.00	
	9	SAJID Ismail	4	12	4	20	0.27	
	10	ABDUL KAREEM Ahmed	2	8	5	15	0.13	
	11	NILAAM Hassan	1	1	3	5	0.07	
	12	HUZAAM Ali	2	4	-	6	0.13	
	13	VISAM Hussain	-	2	-	2	0.00	
	14	NABEEL Ahmed	-	-	-	-	0.00	
	15	ADAM Asfag	1	1	-	2	0.07	
	16	SHAIN Mohamed	-	4	-	4	0.00	
	<b>Team Totals</b>			13	63	29	105	0.87

Scoring Service	No	Name	Aces	Faults	Serve Hits	Total Attempts	Avg by Set	
	2	AHSAN Mohamed	1	4	38	43	0.07	
	3	ABDULLA Junaid	-	-	-	-	0.00	
	5	SAEED Hussain	1	5	28	34	0.07	
	8	MOHAMED Ishan	3	8	33	44	0.20	
	9	SAJID Ismail	3	7	29	39	0.20	
	10	ABDUL KAREEM Ahmed	3	14	18	35	0.20	
	11	NILAAM Hassan	-	1	1	2	0.00	
	12	HUZAAM Ali	2	6	31	39	0.13	
	13	VISAM Hussain	-	3	4	7	0.00	
	14	NABEEL Ahmed	-	-	-	-	0.00	
	15	ADAM Asfag	-	2	8	10	0.00	
	16	SHAIN Mohamed	2	1	11	14	0.13	
	<b>Team Totals</b>			15	51	201	267	1.00

<b>Team</b>	<b>Opponent Errors &amp; Team Faults</b>	94	7
-------------	--	----	---





### Cumulative Statistics by Skills


스킬별 누적통계

MDV - Maldives

AFTER 5 MATCHES

Non-Scoring Dig	No	Name	Digs	Faults	Receptions	Total Attempts	Avg by Set	
	2	AHSAN Mohamed	1	3	11	15	0.07	
	3	ABDULLA Junaid	-	11	19	30	0.00	
	5	SAEED Hussain	1	2	6	9	0.07	
	8	MOHAMED Ishan	-	7	8	15	0.00	
	9	SAJID Ismail	-	6	14	20	0.00	
	10	ABDUL KAREEM Ahmed	-	2	11	13	0.00	
	11	NILAAM Hassan	1	-	2	3	0.07	
	12	HUZAAM Ali	1	6	11	18	0.07	
	13	VISAM Hussain	1	3	2	6	0.07	
	14	NABEEL Ahmed	5	6	10	21	0.33	
	15	ADAM Asfag	3	2	5	10	0.20	
	16	SHAIN Mohamed	-	3	4	7	0.00	
	<b>Team Totals</b>			13	51	103	167	0.87

Non-Scoring Set	No	Name	Running Sets	Faults	Still Sets	Total Attempts	Avg by Set	
	2	AHSAN Mohamed	2	1	9	12	0.13	
	3	ABDULLA Junaid	3	-	7	10	0.20	
	5	SAEED Hussain	3	1	3	7	0.20	
	8	MOHAMED Ishan	94	-	135	229	6.27	
	9	SAJID Ismail	3	-	2	5	0.20	
	10	ABDUL KAREEM Ahmed	-	-	1	1	0.00	
	11	NILAAM Hassan	-	-	2	2	0.00	
	12	HUZAAM Ali	1	-	5	6	0.07	
	13	VISAM Hussain	24	-	40	64	1.60	
	14	NABEEL Ahmed	-	-	5	5	0.00	
	15	ADAM Asfag	1	-	1	2	0.07	
	16	SHAIN Mohamed	-	-	1	1	0.00	
	<b>Team Totals</b>			131	2	211	344	8.73

Non-Scoring Reception	No	Name	Excellents	Faults	Serve Receptions	Total Attempts	Succ %	
	2	AHSAN Mohamed	-	-	2	2	0.00	
	3	ABDULLA Junaid	16	4	47	67	23.88	
	5	SAEED Hussain	-	-	3	3	0.00	
	8	MOHAMED Ishan	-	-	-	-	0.00	
	9	SAJID Ismail	14	11	45	70	20.00	
	10	ABDUL KAREEM Ahmed	-	-	-	-	0.00	
	11	NILAAM Hassan	1	-	2	3	33.33	
	12	HUZAAM Ali	17	6	41	64	26.56	
	13	VISAM Hussain	-	-	-	-	0.00	
	14	NABEEL Ahmed	7	3	27	37	18.92	
	15	ADAM Asfag	3	2	27	32	9.38	
	16	SHAIN Mohamed	2	1	11	14	14.29	
	<b>Team Totals</b>			60	27	205	292	20.55

LEGEND			
Avg	Eff%	Succ%	
Average	Efficiency	Success %	

Timing and Results provided by Tissot




### Cumulative Statistics by Skills


스킬별 누적통계

MYA - Myanmar


AFTER 5 MATCHES

Scoring Spike	No	Name	Spikes	Faults	Shots	Total Attempts	Eff %	
	1	NAY Lin Aung	9	5	2	16	25.00	
	2	KYAW Kyaw Htway	7	5	5	17	11.76	
	3	ZAW Myo	14	25	9	48	0.00	
	4	MYO Min Oo	5	3	7	15	13.33	
	5	WIN Tun Oo	35	24	37	96	11.46	
	7	KHWE Char Maung	-	-	-	-	0.00	
	9	DO Mae Ni Ko	18	10	27	55	14.55	
	11	AUNG Thu	96	38	54	188	30.85	
	12	YAN Lin Aung	4	2	3	9	22.22	
	17	THWIN Htoo Zin	19	9	8	36	27.78	
	18	NAY Lin Aung	-	-	-	-	0.00	
	<b>Team Totals</b>			207	121	152	480	17.92

Scoring Block	No	Name	Kill Blocks	Faults	Rebounds	Total Attempts	Avg by Set	
	1	NAY Lin Aung	1	-	4	5	0.06	
	2	KYAW Kyaw Htway	3	7	12	22	0.17	
	3	ZAW Myo	6	9	3	18	0.33	
	4	MYO Min Oo	3	6	6	15	0.17	
	5	WIN Tun Oo	3	8	5	16	0.17	
	7	KHWE Char Maung	-	-	-	-	0.00	
	9	DO Mae Ni Ko	6	18	16	40	0.33	
	11	AUNG Thu	8	14	17	39	0.44	
	12	YAN Lin Aung	3	1	3	7	0.17	
	17	THWIN Htoo Zin	2	15	15	32	0.11	
	18	NAY Lin Aung	-	-	-	-	0.00	
	<b>Team Totals</b>			35	78	81	194	1.94

Scoring Service	No	Name	Aces	Faults	Serve Hits	Total Attempts	Avg by Set	
	1	NAY Lin Aung	1	-	15	16	0.06	
	2	KYAW Kyaw Htway	-	2	63	65	0.00	
	3	ZAW Myo	-	5	34	39	0.00	
	4	MYO Min Oo	-	1	11	12	0.00	
	5	WIN Tun Oo	1	8	22	31	0.06	
	7	KHWE Char Maung	-	-	1	1	0.00	
	9	DO Mae Ni Ko	2	5	50	57	0.11	
	11	AUNG Thu	10	18	47	75	0.56	
	12	YAN Lin Aung	-	4	10	14	0.00	
	17	THWIN Htoo Zin	3	4	49	56	0.17	
	18	NAY Lin Aung	-	-	-	-	0.00	
	<b>Team Totals</b>			17	47	302	366	0.94

Team	Opponent Errors & Team Faults		
		99	4





### Cumulative Statistics by Skills


스킬별 누적통계

MYA - Myanmar

AFTER 5 MATCHES

Non-Scoring Dig	No	Name	Digs	Faults	Receptions	Total Attempts	Avg by Set	
	1	NAY Lin Aung	2	4	3	9	0.11	
	2	KYAW Kyaw Htway	5	10	20	35	0.28	
	3	ZAW Myo	2	7	19	28	0.11	
	4	MYO Min Oo	-	1	6	7	0.00	
	5	WIN Tun Oo	4	2	26	32	0.22	
	7	KHWE Char Maung	-	-	-	-	0.00	
	9	DO Mae Ni Ko	5	4	11	20	0.28	
	11	AUNG Thu	7	9	29	45	0.39	
	12	YAN Lin Aung	1	3	3	7	0.06	
	17	THWIN Htoo Zin	1	5	3	9	0.06	
	18	NAY Lin Aung	7	21	41	69	0.39	
	<b>Team Totals</b>			34	66	161	261	1.89

Non-Scoring Set	No	Name	Running Sets	Faults	Still Sets	Total Attempts	Avg by Set	
	1	NAY Lin Aung	1	-	2	3	0.06	
	2	KYAW Kyaw Htway	174	2	188	364	9.67	
	3	ZAW Myo	4	-	6	10	0.22	
	4	MYO Min Oo	-	-	1	1	0.00	
	5	WIN Tun Oo	1	-	8	9	0.06	
	7	KHWE Char Maung	2	-	4	6	0.11	
	9	DO Mae Ni Ko	1	-	8	9	0.06	
	11	AUNG Thu	2	-	13	15	0.11	
	12	YAN Lin Aung	1	-	-	1	0.06	
	17	THWIN Htoo Zin	-	-	2	2	0.00	
	18	NAY Lin Aung	5	-	18	23	0.28	
	<b>Team Totals</b>			191	2	250	443	10.61

Non-Scoring Reception	No	Name	Excellents	Faults	Serve Receptions	Total Attempts	Succ %	
	1	NAY Lin Aung	4	-	9	13	30.77	
	2	KYAW Kyaw Htway	-	1	-	1	0.00	
	3	ZAW Myo	15	5	39	59	25.42	
	4	MYO Min Oo	-	-	1	1	0.00	
	5	WIN Tun Oo	1	3	10	14	7.14	
	7	KHWE Char Maung	-	-	-	-	0.00	
	9	DO Mae Ni Ko	3	-	5	8	37.50	
	11	AUNG Thu	58	5	114	177	32.77	
	12	YAN Lin Aung	-	-	1	1	0.00	
	17	THWIN Htoo Zin	-	-	3	3	0.00	
	18	NAY Lin Aung	24	4	42	70	34.29	
	<b>Team Totals</b>			105	18	224	347	30.26

LEGEND			
Avg	Average	Eff%	Efficiency
Succ%	Success %		

Timing and Results provided by Tissot







### Cumulative Statistics by Skills


스킬별 누적통계

PAK - Pakistan

AFTER 5 MATCHES

Scoring Spike	No	Name	Spikes	Faults	Shots	Total Attempts	Eff %	
	1	RASOOL Mohib	28	7	18	53	39.62	
	3	RAZA Mubashir	7	6	3	16	6.25	
	4	NAQVI Syed Shujah Abbas	14	3	9	26	42.31	
	5	NADEEM Asif	8	-	2	10	80.00	
	6	ALI Akhtar	-	-	-	-	0.00	
	7	KHAN Muhammad Ismail	33	11	21	65	33.85	
	8	KHAN Aimal	45	20	35	100	25.00	
	9	KHAN Nasir	20	11	20	51	17.65	
	10	AHMED Naseer	40	20	26	86	23.26	
	12	SULTAN Imran	-	-	-	-	0.00	
	15	JEHAN Murad	12	4	7	23	34.78	
	17	IDREES Muhammad	8	-	6	14	57.14	
	<b>Team Totals</b>			215	82	147	444	29.95

Scoring Block	No	Name	Kill Blocks	Faults	Rebounds	Total Attempts	Avg by Set	
	1	RASOOL Mohib	8	8	13	29	0.53	
	3	RAZA Mubashir	-	2	2	4	0.00	
	4	NAQVI Syed Shujah Abbas	3	7	2	12	0.20	
	5	NADEEM Asif	1	7	6	14	0.07	
	6	ALI Akhtar	-	1	1	2	0.00	
	7	KHAN Muhammad Ismail	3	12	14	29	0.20	
	8	KHAN Aimal	2	6	5	13	0.13	
	9	KHAN Nasir	2	9	4	15	0.13	
	10	AHMED Naseer	1	8	5	14	0.07	
	12	SULTAN Imran	-	-	-	-	0.00	
	15	JEHAN Murad	4	1	2	7	0.27	
	17	IDREES Muhammad	2	4	4	10	0.13	
	<b>Team Totals</b>			26	65	58	149	1.73

Scoring Service	No	Name	Aces	Faults	Serve Hits	Total Attempts	Avg by Set	
	1	RASOOL Mohib	2	12	40	54	0.13	
	3	RAZA Mubashir	-	4	10	14	0.00	
	4	NAQVI Syed Shujah Abbas	2	6	25	33	0.13	
	5	NADEEM Asif	2	4	49	55	0.13	
	6	ALI Akhtar	-	1	2	3	0.00	
	7	KHAN Muhammad Ismail	3	8	38	49	0.20	
	8	KHAN Aimal	1	6	24	31	0.07	
	9	KHAN Nasir	2	8	36	46	0.13	
	10	AHMED Naseer	1	6	18	25	0.07	
	12	SULTAN Imran	-	-	-	-	0.00	
	15	JEHAN Murad	1	5	9	15	0.07	
	17	IDREES Muhammad	-	5	10	15	0.00	
	<b>Team Totals</b>			14	65	261	340	0.93

<b>Team</b>	<b>Opponent Errors &amp; Team Faults</b>	86
-------------	--	----





### Cumulative Statistics by Skills


스킬별 누적통계

PAK - Pakistan

AFTER 5 MATCHES

Non-Scoring Dig	No	Name	Digs	Faults	Receptions	Total Attempts	Avg by Set	
	1	RASOOL Mohib	-	2	9	11	0.00	
	3	RAZA Mubashir	1	1	5	7	0.07	
	4	NAQVI Syed Shujah Abbas	1	1	11	13	0.07	
	5	NADEEM Asif	4	7	20	31	0.27	
	6	ALI Akhtar	-	1	-	1	0.00	
	7	KHAN Muhammad Ismail	7	3	24	34	0.47	
	8	KHAN Aimal	-	1	6	7	0.00	
	9	KHAN Nasir	1	3	16	20	0.07	
	10	AHMED Naseer	1	1	11	13	0.07	
	12	SULTAN Imran	18	15	33	66	1.20	
	15	JEHAN Murad	2	3	2	7	0.13	
	17	IDREES Muhammad	-	1	2	3	0.00	
	<b>Team Totals</b>			35	39	139	213	2.33

Non-Scoring Set	No	Name	Running Sets	Faults	Still Sets	Total Attempts	Avg by Set	
	1	RASOOL Mohib	7	-	7	14	0.47	
	3	RAZA Mubashir	1	-	1	2	0.07	
	4	NAQVI Syed Shujah Abbas	2	-	5	7	0.13	
	5	NADEEM Asif	162	3	157	322	10.80	
	6	ALI Akhtar	16	-	11	27	1.07	
	7	KHAN Muhammad Ismail	1	-	7	8	0.07	
	8	KHAN Aimal	-	-	3	3	0.00	
	9	KHAN Nasir	1	-	8	9	0.07	
	10	AHMED Naseer	2	1	3	6	0.13	
	12	SULTAN Imran	2	-	11	13	0.13	
	15	JEHAN Murad	-	-	4	4	0.00	
	17	IDREES Muhammad	1	-	3	4	0.07	
	<b>Team Totals</b>			195	4	220	419	13.00

Non-Scoring Reception	No	Name	Excellents	Faults	Serve Receptions	Total Attempts	Succ %	
	1	RASOOL Mohib	1	-	1	2	50.00	
	3	RAZA Mubashir	14	3	15	32	43.75	
	4	NAQVI Syed Shujah Abbas	1	-	2	3	33.33	
	5	NADEEM Asif	-	-	1	1	0.00	
	6	ALI Akhtar	-	-	-	-	0.00	
	7	KHAN Muhammad Ismail	56	6	76	138	40.58	
	8	KHAN Aimal	-	-	-	-	0.00	
	9	KHAN Nasir	30	2	26	58	51.72	
	10	AHMED Naseer	1	-	1	2	50.00	
	12	SULTAN Imran	30	6	24	60	50.00	
	15	JEHAN Murad	6	-	8	14	42.86	
	17	IDREES Muhammad	-	-	-	-	0.00	
	<b>Team Totals</b>			139	17	154	310	44.84

LEGEND			
Avg	Eff%	Succ%	
Average	Efficiency	Success %	

Timing and Results provided by Tissot





### Cumulative Statistics by Skills


스킬별 누적통계

QAT - Qatar

AFTER 5 MATCHES

Scoring Spike	No	Name	Spikes	Faults	Shots	Total Attempts	Eff %	
	2	MOHAMED Jumah	29	5	27	61	39.34	
	3	STEVANOVIC Milos	1	1	4	6	0.00	
	4	RIBERO Renan	9	6	8	23	13.04	
	5	SAAD Sulaiman	-	-	1	1	0.00	
	6	CHIGBO John	35	5	17	57	52.63	
	9	BAIRAMI Ali	2	1	1	4	25.00	
	10	SADIKH Ndir	36	11	41	88	28.41	
	11	DIAB Ahmad	1	2	2	5	0.00	
	12	HAMMAD Mubarak	37	20	32	89	19.10	
	15	ABUWATFA Mohammed	2	1	1	4	25.00	
	16	IBRAHIM Ibrahim	22	5	16	43	39.53	
	19	EBRAHIM Mohammed	3	-	-	3	100.00	
	<b>Team Totals</b>			177	57	150	384	31.25

Scoring Block	No	Name	Kill Blocks	Faults	Rebounds	Total Attempts	Avg by Set	
	2	MOHAMED Jumah	5	8	6	19	0.33	
	3	STEVANOVIC Milos	4	4	8	16	0.27	
	4	RIBERO Renan	4	6	3	13	0.27	
	5	SAAD Sulaiman	-	-	-	-	0.00	
	6	CHIGBO John	6	11	12	29	0.40	
	9	BAIRAMI Ali	1	-	-	1	0.07	
	10	SADIKH Ndir	4	10	12	26	0.27	
	11	DIAB Ahmad	-	4	6	10	0.00	
	12	HAMMAD Mubarak	8	13	8	29	0.53	
	15	ABUWATFA Mohammed	1	2	-	3	0.07	
	16	IBRAHIM Ibrahim	16	18	8	42	1.07	
	19	EBRAHIM Mohammed	-	-	-	-	0.00	
	<b>Team Totals</b>			49	76	63	188	3.27

Scoring Service	No	Name	Aces	Faults	Serve Hits	Total Attempts	Avg by Set	
	2	MOHAMED Jumah	2	6	45	53	0.13	
	3	STEVANOVIC Milos	4	10	37	51	0.27	
	4	RIBERO Renan	-	-	17	17	0.00	
	5	SAAD Sulaiman	-	-	-	-	0.00	
	6	CHIGBO John	2	5	56	63	0.13	
	9	BAIRAMI Ali	-	2	10	12	0.00	
	10	SADIKH Ndir	-	5	29	34	0.00	
	11	DIAB Ahmad	-	1	3	4	0.00	
	12	HAMMAD Mubarak	2	3	33	38	0.13	
	15	ABUWATFA Mohammed	2	4	16	22	0.13	
	16	IBRAHIM Ibrahim	5	12	30	47	0.33	
	19	EBRAHIM Mohammed	-	-	1	1	0.00	
	<b>Team Totals</b>			17	48	277	342	1.13

<b>Team</b>	<b>Opponent Errors &amp; Team Faults</b>	101	3
-------------	--	-----	---





## Cumulative Statistics by Skills


스킬별 누적통계

QAT - Qatar

AFTER 5 MATCHES

Non-Scoring Dig	No	Name	Digs	Faults	Receptions	Total Attempts	Avg by Set
	2	MOHAMED Jumah	9	6	19	34	0.60
	3	STEVANOVIC Milos	-	9	21	30	0.00
	4	RIBERO Renan	-	3	4	7	0.00
	5	SAAD Sulaiman	14	20	23	57	0.93
	6	CHIGBO John	2	1	7	10	0.13
	9	BAIRAMI Ali	1	2	1	4	0.07
	10	SADIKH Ndir	1	6	22	29	0.07
	11	DIAB Ahmad	-	1	1	2	0.00
	12	HAMMAD Mubarak	1	4	8	13	0.07
	15	ABUWATFA Mohammed	-	6	9	15	0.00
	16	IBRAHIM Ibrahim	1	3	10	14	0.07
19	EBRAHIM Mohammed	-	1	-	1	0.00	
<b>Team Totals</b>			29	62	125	216	1.93

Non-Scoring Set	No	Name	Running Sets	Faults	Still Sets	Total Attempts	Avg by Set
	2	MOHAMED Jumah	1	-	8	9	0.07
	3	STEVANOVIC Milos	125	2	123	250	8.33
	4	RIBERO Renan	-	1	1	2	0.00
	5	SAAD Sulaiman	6	-	16	22	0.40
	6	CHIGBO John	-	-	4	4	0.00
	9	BAIRAMI Ali	1	-	1	2	0.07
	10	SADIKH Ndir	1	-	4	5	0.07
	11	DIAB Ahmad	-	-	-	-	0.00
	12	HAMMAD Mubarak	-	-	2	2	0.00
	15	ABUWATFA Mohammed	31	2	39	72	2.07
	16	IBRAHIM Ibrahim	1	-	3	4	0.07
19	EBRAHIM Mohammed	-	-	-	-	0.00	
<b>Team Totals</b>			166	5	201	372	11.07

Non-Scoring Reception	No	Name	Excellents	Faults	Serve Receptions	Total Attempts	Succ %
	2	MOHAMED Jumah	31	3	50	84	36.90
	3	STEVANOVIC Milos	-	1	1	2	0.00
	4	RIBERO Renan	12	1	12	25	48.00
	5	SAAD Sulaiman	59	6	33	98	60.20
	6	CHIGBO John	-	-	-	-	0.00
	9	BAIRAMI Ali	1	1	8	10	10.00
	10	SADIKH Ndir	15	1	34	50	30.00
	11	DIAB Ahmad	-	-	-	-	0.00
	12	HAMMAD Mubarak	-	-	-	-	0.00
	15	ABUWATFA Mohammed	-	-	-	-	0.00
	16	IBRAHIM Ibrahim	-	-	2	2	0.00
19	EBRAHIM Mohammed	-	-	-	-	0.00	
<b>Team Totals</b>			118	13	140	271	43.54

LEGEND			
Avg	Eff%	Succ%	
Average	Efficiency	Success %	

Timing and Results provided by Tissot





### Cumulative Statistics by Skills


스킬별 누적통계

THA - Thailand

AFTER 5 MATCHES

Scoring Spike	No	Name	Spikes	Faults	Shots	Total Attempts	Eff %	
	1	RAKSAKAEW Jirayu	77	23	37	137	39.42	
	2	VAENPRADAB Montri	2	1	1	4	25.00	
	3	NANBOON Kon	-	-	2	2	0.00	
	7	SILAPASRON Kanit	-	1	-	1	0.00	
	9	SRI UTTHAWONG Kittikun	54	13	23	90	45.56	
	10	NAMKHUNTHOD Kittinon	15	4	7	26	42.31	
	12	WATTANA Yossapol	1	-	-	1	100.00	
	13	SUKSALA Wutthichai	2	-	-	2	100.00	
	14	SOMKANE Kitsada	43	14	23	80	36.25	
	16	NAKPRASONG Teerasak	13	-	7	20	65.00	
	17	CHAROENSUK Saranchit	5	1	2	8	50.00	
	18	PHUANGLIB Montri	-	-	-	-	0.00	
	<b>Team Totals</b>			212	57	102	371	41.78

Scoring Block	No	Name	Kill Blocks	Faults	Rebounds	Total Attempts	Avg by Set	
	1	RAKSAKAEW Jirayu	8	10	10	28	0.53	
	2	VAENPRADAB Montri	1	5	5	11	0.07	
	3	NANBOON Kon	-	-	-	-	0.00	
	7	SILAPASRON Kanit	-	1	-	1	0.00	
	9	SRI UTTHAWONG Kittikun	7	11	8	26	0.47	
	10	NAMKHUNTHOD Kittinon	6	14	15	35	0.40	
	12	WATTANA Yossapol	-	-	-	-	0.00	
	13	SUKSALA Wutthichai	-	1	-	1	0.00	
	14	SOMKANE Kitsada	2	9	7	18	0.13	
	16	NAKPRASONG Teerasak	2	17	9	28	0.13	
	17	CHAROENSUK Saranchit	-	9	4	13	0.00	
	18	PHUANGLIB Montri	-	-	1	1	0.00	
	<b>Team Totals</b>			26	77	59	162	1.73

Scoring Service	No	Name	Aces	Faults	Serve Hits	Total Attempts	Avg by Set	
	1	RAKSAKAEW Jirayu	3	16	32	51	0.20	
	2	VAENPRADAB Montri	-	3	10	13	0.00	
	3	NANBOON Kon	-	1	1	2	0.00	
	7	SILAPASRON Kanit	-	1	-	1	0.00	
	9	SRI UTTHAWONG Kittikun	1	7	44	52	0.07	
	10	NAMKHUNTHOD Kittinon	1	2	44	47	0.07	
	12	WATTANA Yossapol	-	-	5	5	0.00	
	13	SUKSALA Wutthichai	-	-	-	-	0.00	
	14	SOMKANE Kitsada	3	19	35	57	0.20	
	16	NAKPRASONG Teerasak	4	3	52	59	0.27	
	17	CHAROENSUK Saranchit	1	2	50	53	0.07	
	18	PHUANGLIB Montri	-	-	-	-	0.00	
	<b>Team Totals</b>			13	54	273	340	0.87

Team	Opponent Errors & Team Faults	92	4
------	-------------------------------	----	---





### Cumulative Statistics by Skills


스킬별 누적통계

THA - Thailand

AFTER 5 MATCHES

Non-Scoring Dig	No	Name	Digs	Faults	Receptions	Total Attempts	Avg by Set	
	1	RAKSAKAEW Jirayu	1	7	11	19	0.07	
	2	VAENPRADAB Montri	-	1	4	5	0.00	
	3	NANBOON Kon	-	-	-	-	0.00	
	7	SILAPASRON Kanit	-	-	-	-	0.00	
	9	SRI UTTHAWONG Kittikun	-	3	23	26	0.00	
	10	NAMKHUNTHOD Kittinon	1	4	9	14	0.07	
	12	WATTANA Yossapol	-	1	-	1	0.00	
	13	SUKSALA Wutthichai	-	-	-	-	0.00	
	14	SOMKANE Kitsada	3	7	19	29	0.20	
	16	NAKPRASONG Teerasak	-	6	15	21	0.00	
	17	CHAROENSUK Saranchit	2	10	30	42	0.13	
	18	PHUANGLIB Montri	2	12	39	53	0.13	
	<b>Team Totals</b>			9	51	150	210	0.60

Non-Scoring Set	No	Name	Running Sets	Faults	Still Sets	Total Attempts	Avg by Set	
	1	RAKSAKAEW Jirayu	1	-	2	3	0.07	
	2	VAENPRADAB Montri	-	-	1	1	0.00	
	3	NANBOON Kon	-	-	1	1	0.00	
	7	SILAPASRON Kanit	-	-	-	-	0.00	
	9	SRI UTTHAWONG Kittikun	2	1	1	4	0.13	
	10	NAMKHUNTHOD Kittinon	3	-	2	5	0.20	
	12	WATTANA Yossapol	5	1	8	14	0.33	
	13	SUKSALA Wutthichai	-	-	-	-	0.00	
	14	SOMKANE Kitsada	4	-	4	8	0.27	
	16	NAKPRASONG Teerasak	6	-	6	12	0.40	
	17	CHAROENSUK Saranchit	171	1	118	290	11.40	
	18	PHUANGLIB Montri	6	1	12	19	0.40	
	<b>Team Totals</b>			198	4	155	357	13.20

Non-Scoring Reception	No	Name	Excellents	Faults	Serve Receptions	Total Attempts	Succ %	
	1	RAKSAKAEW Jirayu	-	-	-	-	0.00	
	2	VAENPRADAB Montri	-	-	-	-	0.00	
	3	NANBOON Kon	1	-	4	5	20.00	
	7	SILAPASRON Kanit	-	-	-	-	0.00	
	9	SRI UTTHAWONG Kittikun	17	5	39	61	27.87	
	10	NAMKHUNTHOD Kittinon	1	1	-	2	50.00	
	12	WATTANA Yossapol	-	-	-	-	0.00	
	13	SUKSALA Wutthichai	-	-	-	-	0.00	
	14	SOMKANE Kitsada	56	4	71	131	42.75	
	16	NAKPRASONG Teerasak	-	-	2	2	0.00	
	17	CHAROENSUK Saranchit	-	-	1	1	0.00	
	18	PHUANGLIB Montri	21	2	26	49	42.86	
	<b>Team Totals</b>			96	12	143	251	38.25

LEGEND			
Avg	Eff%	Succ%	
Average	Efficiency	Success %	

Timing and Results provided by Tissot







## Cumulative Statistics by Skills


스킬별 누적통계

TKM - Turkmenistan

AFTER 5 MATCHES

Scoring Spike	No	Name	Spikes	Faults	Shots	Total Attempts	Eff %
	1	GYLYCHDURDYEV Gurbanmuhammet	21	11	24	56	17.86
	2	TACHGELDIYEV Berdimammet	-	-	-	-	0.00
	3	ROZMETOV Bahram	31	5	21	57	45.61
	4	GURBANOV Yusup	1	1	1	3	0.00
	5	AZIMOV Merdan	12	6	29	47	12.77
	6	NURYYEV Dovletgeldi	45	29	28	102	15.69
	7	MASSAROV Mekan	11	9	9	29	6.90
	8	NURYYEV Didar	18	16	17	51	3.92
	9	NURYYEV Davut	43	32	47	122	9.02
	10	ARTYKOV Ruslan	8	3	10	21	23.81
	11	MYRATGELDIYEV Begli	1	2	-	3	0.00
	12	GAYYPOV Ezizmyrat	1	-	1	2	50.00
<b>Team Totals</b>			192	114	187	493	15.82

Scoring Block	No	Name	Kill Blocks	Faults	Rebounds	Total Attempts	Avg by Set
	1	GYLYCHDURDYEV Gurbanmuhammet	11	9	14	34	0.65
	2	TACHGELDIYEV Berdimammet	-	-	-	-	0.00
	3	ROZMETOV Bahram	11	27	18	56	0.65
	4	GURBANOV Yusup	-	1	-	1	0.00
	5	AZIMOV Merdan	2	5	-	7	0.12
	6	NURYYEV Dovletgeldi	1	11	8	20	0.06
	7	MASSAROV Mekan	2	4	5	11	0.12
	8	NURYYEV Didar	1	7	7	15	0.06
	9	NURYYEV Davut	1	10	5	16	0.06
	10	ARTYKOV Ruslan	1	12	7	20	0.06
	11	MYRATGELDIYEV Begli	-	-	-	-	0.00
	12	GAYYPOV Ezizmyrat	-	1	1	2	0.00
<b>Team Totals</b>			30	87	65	182	1.76

Scoring Service	No	Name	Aces	Faults	Serve Hits	Total Attempts	Avg by Set
	1	GYLYCHDURDYEV Gurbanmuhammet	2	4	59	65	0.12
	2	TACHGELDIYEV Berdimammet	-	-	-	-	0.00
	3	ROZMETOV Bahram	2	5	32	39	0.12
	4	GURBANOV Yusup	-	1	-	1	0.00
	5	AZIMOV Merdan	2	3	27	32	0.12
	6	NURYYEV Dovletgeldi	-	1	36	37	0.00
	7	MASSAROV Mekan	2	3	19	24	0.12
	8	NURYYEV Didar	1	3	24	28	0.06
	9	NURYYEV Davut	1	2	57	60	0.06
	10	ARTYKOV Ruslan	1	4	48	53	0.06
	11	MYRATGELDIYEV Begli	-	-	1	1	0.00
	12	GAYYPOV Ezizmyrat	-	1	4	5	0.00
<b>Team Totals</b>			11	27	307	345	0.65

<b>Team</b>	<b>Opponent Errors &amp; Team Faults</b>	108	8
-------------	--	-----	---





## Cumulative Statistics by Skills


스킬별 누적통계

TKM - Turkmenistan

AFTER 5 MATCHES

Non-Scoring Dig	No	Name	Digs	Faults	Receptions	Total Attempts	Avg by Set
	1	GYLYCHDURDYEV Gurbanmuhammet	2	1	13	16	0.12
	2	TACHGELDIYEV Berdimammet	5	20	48	73	0.29
	3	ROZMETOV Bahram	-	2	10	12	0.00
	4	GURBANOV Yusup	-	-	-	-	0.00
	5	AZIMOV Merdan	1	3	24	28	0.06
	6	NURYYEV Dovletgeldi	4	4	16	24	0.24
	7	MASSAROV Mekan	1	5	13	19	0.06
	8	NURYYEV Didar	1	4	13	18	0.06
	9	NURYYEV Davut	8	10	22	40	0.47
	10	ARTYKOV Ruslan	12	8	31	51	0.71
	11	MYRATGELDIYEV Begli	-	-	-	-	0.00
	12	GAYYPOV Ezizmyrat	-	1	-	1	0.00
<b>Team Totals</b>			34	58	190	282	2.00

Non-Scoring Set	No	Name	Running Sets	Faults	Still Sets	Total Attempts	Avg by Set
	1	GYLYCHDURDYEV Gurbanmuhammet	7	-	13	20	0.41
	2	TACHGELDIYEV Berdimammet	5	1	14	20	0.29
	3	ROZMETOV Bahram	3	1	8	12	0.18
	4	GURBANOV Yusup	-	-	-	-	0.00
	5	AZIMOV Merdan	1	-	5	6	0.06
	6	NURYYEV Dovletgeldi	3	-	8	11	0.18
	7	MASSAROV Mekan	-	-	2	2	0.00
	8	NURYYEV Didar	1	-	3	4	0.06
	9	NURYYEV Davut	1	-	4	5	0.06
	10	ARTYKOV Ruslan	151	1	210	362	8.88
	11	MYRATGELDIYEV Begli	-	-	-	-	0.00
	12	GAYYPOV Ezizmyrat	8	2	15	25	0.47
<b>Team Totals</b>			180	5	282	467	10.59

Non-Scoring Reception	No	Name	Excellents	Faults	Serve Receptions	Total Attempts	Succ %
	1	GYLYCHDURDYEV Gurbanmuhammet	-	-	-	-	0.00
	2	TACHGELDIYEV Berdimammet	26	12	67	105	24.76
	3	ROZMETOV Bahram	-	-	9	9	0.00
	4	GURBANOV Yusup	1	3	3	7	14.29
	5	AZIMOV Merdan	22	2	38	62	35.48
	6	NURYYEV Dovletgeldi	-	1	3	4	0.00
	7	MASSAROV Mekan	1	-	-	1	100.00
	8	NURYYEV Didar	4	3	31	38	10.53
	9	NURYYEV Davut	25	7	83	115	21.74
	10	ARTYKOV Ruslan	-	-	-	-	0.00
	11	MYRATGELDIYEV Begli	4	-	1	5	80.00
	12	GAYYPOV Ezizmyrat	-	-	-	-	0.00
<b>Team Totals</b>			83	28	235	346	23.99

LEGEND			
Avg	Eff%	Succ%	
Average	Efficiency	Success %	

Timing and Results provided by Tissot





### Cumulative Statistics by Skills


스킬별 누적통계

TPE - Chinese Taipei

AFTER 5 MATCHES

Scoring Spike	No	Name	Spikes	Faults	Shots	Total Attempts	Eff %
	2	CHANG Liang Hao	2	-	1	3	66.67
	3	LI Chia Hsuan	-	-	-	-	0.00
	6	HUANG Chun Ching	31	11	11	53	37.74
	7	LIU Hung Min	21	16	19	56	8.93
	9	CHIANG Tien Yu	24	4	14	42	47.62
	11	LU CHIANG Yao Chiang	5	-	-	5	100.00
	13	CHENG Ju Chien	-	-	-	-	0.00
	14	WANG Ming Chun	53	19	37	109	31.19
	15	HUANG Chin Feng	61	27	25	113	30.09
	16	LIN Yung Shun	-	-	-	-	0.00
	17	HUANG Pei Hung	2	-	2	4	50.00
	19	CHEN Chien Chen	22	12	12	46	21.74
<b>Team Totals</b>			221	89	121	431	30.63

Scoring Block	No	Name	Kill Blocks	Faults	Rebounds	Total Attempts	Avg by Set
	2	CHANG Liang Hao	-	2	3	5	0.00
	3	LI Chia Hsuan	-	-	-	-	0.00
	6	HUANG Chun Ching	6	13	10	29	0.35
	7	LIU Hung Min	3	4	3	10	0.18
	9	CHIANG Tien Yu	8	17	12	37	0.47
	11	LU CHIANG Yao Chiang	-	3	1	4	0.00
	13	CHENG Ju Chien	1	4	8	13	0.06
	14	WANG Ming Chun	4	19	13	36	0.24
	15	HUANG Chin Feng	5	13	4	22	0.29
	16	LIN Yung Shun	-	-	-	-	0.00
	17	HUANG Pei Hung	3	5	3	11	0.18
	19	CHEN Chien Chen	1	6	2	9	0.06
<b>Team Totals</b>			31	86	59	176	1.82

Scoring Service	No	Name	Aces	Faults	Serve Hits	Total Attempts	Avg by Set
	2	CHANG Liang Hao	1	3	4	8	0.06
	3	LI Chia Hsuan	-	-	-	-	0.00
	6	HUANG Chun Ching	4	5	40	49	0.24
	7	LIU Hung Min	3	3	34	40	0.18
	9	CHIANG Tien Yu	2	9	47	58	0.12
	11	LU CHIANG Yao Chiang	-	1	19	20	0.00
	13	CHENG Ju Chien	2	5	19	26	0.12
	14	WANG Ming Chun	6	6	47	59	0.35
	15	HUANG Chin Feng	1	14	30	45	0.06
	16	LIN Yung Shun	-	-	-	-	0.00
	17	HUANG Pei Hung	2	4	27	33	0.12
	19	CHEN Chien Chen	1	5	27	33	0.06
<b>Team Totals</b>			22	55	294	371	1.29

<b>Team</b>	<b>Opponent Errors &amp; Team Faults</b>	102	6
-------------	--	-----	---





## Cumulative Statistics by Skills


스킬별 누적통계

TPE - Chinese Taipei

AFTER 5 MATCHES

Non-Scoring Dig	No	Name	Digs	Faults	Receptions	Total Attempts	Avg by Set
	2	CHANG Liang Hao	-	1	-	1	0.00
	3	LI Chia Hsuan	-	-	1	1	0.00
	6	HUANG Chun Ching	1	1	5	7	0.06
	7	LIU Hung Min	-	6	11	17	0.00
	9	CHIANG Tien Yu	1	-	17	18	0.06
	11	LU CHIANG Yao Chiang	-	1	1	2	0.00
	13	CHENG Ju Chien	2	2	5	9	0.12
	14	WANG Ming Chun	5	10	24	39	0.29
	15	HUANG Chin Feng	4	9	9	22	0.24
	16	LIN Yung Shun	9	10	31	50	0.53
	17	HUANG Pei Hung	3	4	11	18	0.18
	19	CHEN Chien Chen	5	9	21	35	0.29
	<b>Team Totals</b>			30	53	136	219

Non-Scoring Set	No	Name	Running Sets	Faults	Still Sets	Total Attempts	Avg by Set
	2	CHANG Liang Hao	-	-	-	-	0.00
	3	LI Chia Hsuan	-	1	-	1	0.00
	6	HUANG Chun Ching	2	-	4	6	0.12
	7	LIU Hung Min	1	-	6	7	0.06
	9	CHIANG Tien Yu	1	-	2	3	0.06
	11	LU CHIANG Yao Chiang	-	-	1	1	0.00
	13	CHENG Ju Chien	83	3	61	147	4.88
	14	WANG Ming Chun	7	-	9	16	0.41
	15	HUANG Chin Feng	-	-	1	1	0.00
	16	LIN Yung Shun	6	-	15	21	0.35
	17	HUANG Pei Hung	109	-	100	209	6.41
	19	CHEN Chien Chen	1	-	4	5	0.06
	<b>Team Totals</b>			210	4	203	417

Non-Scoring Reception	No	Name	Excellents	Faults	Serve Receptions	Total Attempts	Succ %
	2	CHANG Liang Hao	-	-	-	-	0.00
	3	LI Chia Hsuan	-	1	2	3	0.00
	6	HUANG Chun Ching	1	1	1	3	33.33
	7	LIU Hung Min	22	3	25	50	44.00
	9	CHIANG Tien Yu	1	-	1	2	50.00
	11	LU CHIANG Yao Chiang	-	-	1	1	0.00
	13	CHENG Ju Chien	-	-	2	2	0.00
	14	WANG Ming Chun	-	-	-	-	0.00
	15	HUANG Chin Feng	18	3	44	65	27.69
	16	LIN Yung Shun	46	4	49	99	46.46
	17	HUANG Pei Hung	-	-	1	1	0.00
	19	CHEN Chien Chen	41	6	43	90	45.56
	<b>Team Totals</b>			129	18	169	316

LEGEND			
Avg	Average	Eff%	Efficiency
Succ%	Success %		

Timing and Results provided by Tissot