



Match No.: 22

Start List

출전선수 목록

TKM vs MYA

P1

First Referee: ALATEEQ Abdullatif Hamoud M (KSA)

Second Referee: HO Tat Ming Samuel (HKG)

TKM - Turkmenistan Uniform colour:

No.	C/L	Name	Shirt Name	Height m / ft in	Weight kg / lbs	Highest Reach		Date of Birth	Tournament Totals				
						Spike cm	Block cm		Spike	Block	Serve	Total	%
1	C	GYLYCHDURDYEV Gurbanmuhammet	Gylychdurdyev	2.00/6'7"	100/220	350	360	21 MAY 1983	9	2		11	19.30
2	L	TACHGELDIYEV Berdimammet	Tachgeldiyev	1.65/5'5"	67/148	240	250	8 DEC 1988					
3		ROZMETOV Bahram	Rozmetov	1.94/6'4"	76/168	350	360	10 JAN 1989	10	2		12	21.05
4		GURBANOV Yusup	Gurbanov	1.86/6'1"	94/207	335	340	6 JUN 1992	1			1	1.75
5		AZIMOV Merdan	Azimov	1.85/6'1"	86/190	335	335	14 OCT 1980	4			4	7.02
6		NURYEV Dovletgeldi	Nuryev	1.88/6'2"	80/176	330	325	8 DEC 1993	2			2	3.51
7		MASSAROV Mekan	Massarov	1.90/6'3"	87/192	330	325	24 AUG 1994	6	1		7	12.28
8		NURYEV Didar	Nuryev	1.85/6'1"	78/172	330	325	26 FEB 1995	3			3	5.26
9		NURYEV Davut	Nuryev	1.86/6'1"	82/181	330	335	14 JUL 1990	13		1	14	24.56
10		ARTYKOV Ruslan	Artykov	1.84/6'0"	71/157	310	315	21 MAY 1985	1			1	1.75
11		MYRATGELDIYEV Begli	Myratgeldiyev	1.90/6'3"	80/176	330	325	1 JAN 1993	1			1	1.75
12		GAYYPOV Ezizmyrat	Gayypov	1.90/6'3"	80/176	330	325	18 JAN 1993	1			1	1.75
Coach			TACHNAZAROV Serdar (TKM)			Assistant Coach			ORAZOV Maksat (TKM)				

Results in these
Competition

Phase	Opponent	Sets	Points per Set
Preliminary Round	THA	0 - 3	22-25, 16-25, 17-25
Preliminary Round	CHN	0 - 3	15-25, 8-25, 10-25

MYA - Myanmar Uniform colour:

No.	C/L	Name	Shirt Name	Height m / ft in	Weight kg / lbs	Highest Reach		Date of Birth	Tournament Totals				
						Spike cm	Block cm		Spike	Block	Serve	Total	%
1		NAY Lin Aung	N. L. Aung	1.78/5'10"	66/146	313	297	19 MAR 1998					
2	C	KYAW Kyaw Htway	Kyaw	1.87/6'2"	84/185	312	304	18 JAN 1988	1	1		2	3.03
3		ZAW Myo	Z. Myo	1.86/6'1"	74/163	321	303	3 MAY 1995	7	3		10	15.15
4		MYO Min Oo	M. M. Oo	1.80/5'11"	70/154	320	306	24 SEP 1996					
5		WIN Tun Oo	W. T. Oo	1.90/6'3"	74/163	330	318	11 MAR 1990	13	2	1	16	24.24
7		KHWE Char Maung	K. C. Maung	1.78/5'10"	68/150	323	307	14 AUG 1995					
9		DO Mae Ni Ko	D. M. N. Ko	1.89/6'2"	75/165	304	295	4 JUN 1993	1	1	1	3	4.55
11		AUNG Thu	A. Thu	1.90/6'3"	74/163	333	316	10 JUL 1993	23	2	2	27	40.91
12		YAN Lin Aung	A. L. Aung	1.84/6'0"	74/163	318	307	23 JAN 1993					
17		THWIN Htoo Zin	Thwin	1.92/6'4"	73/161	327	300	23 JUL 1996	7		1	8	12.12
18	L	NAY Lin Aung	N. L. Aung	1.85/6'1"	73/161	300	315	9 JUN 1993					
Coach			NYI Nyi Lwin (MYA)			Assistant Coach			KYAW Swar Win (MYA)				

Results in these
Competition

Phase	Opponent	Sets	Points per Set
Preliminary Round	CHN	0 - 3	11-25, 12-25, 18-25
Preliminary Round	THA	0 - 3	14-25, 17-25, 20-25

LEGEND			
%	Percent of total team scoring	C	Team Captain
		L	Libero Player

Timing and Results provided by Tissot



Match No.: 23

Start List

출전선수 목록

IRI vs MDV

P1

First Referee: PRABAKARAN Vasu (IND)

Second Referee: OH Sangjun (KOR)

IRI - Iran Uniform colour:

No.	C/L	Name	Shirt Name	Height m / ft in	Weight kg / lbs	Highest Reach		Date of Birth	Tournament Totals				
						Spike cm	Block cm		Spike	Block	Serve	Total	%
1		MAHMOUDI KHATOUNABADI Shahram	Sh.Mahmoudi	1.98/6'6"	95/209	347	332	20 JUL 1988	34	2	3	39	33.33
2		EBADIPOUR GHARAHASSANLOU Milad	m.ebadipour	2.02/6'8"	78/172	350	310	17 OCT 1993	23	3	3	29	24.79
4	C	MAROUFLAKRANI Mirsaeid	s.marouf	1.89/6'2"	81/179	331	311	20 OCT 1985	2			2	1.71
5		GHAEMI Farhad	f.ghaemi	1.97/6'6"	73/161	355	335	28 AUG 1989					
6		MOUSAVI ERAGHI Seyed Mohammad	Seyed	2.03/6'8"	86/190	362	344	22 AUG 1987					
7		FAYAZI DAMNABI Pourya	Fayazi Damnabi	1.94/6'4"	87/192	348	326	12 JAN 1993	19	1	5	25	21.37
8	L	ZARIF AHANGARAN VARZANDEH Farhad	f.zarif	1.65/5'5"	60/132	290	271	3 MAR 1983					
9		GHOLAMI Adel	a.gholami	1.95/6'5"	88/194	341	330	9 FEB 1986	6	1	3	10	8.55
10		GHAFOUR Amir	a.ghafour	2.02/6'8"	90/198	354	334	6 JUN 1991					
12		MIRZAJANPOURMOUZIRAJI Mojtaba	m.mirzajanpour	1.95/6'5"	88/194	325	315	7 OCT 1991					
13		MAHDAVI Mehdi	m.mahdavi	1.91/6'3"	96/212	330	310	13 FEB 1984	2		2	4	3.42
15		TASHAKORI Armin	A. Tashakori	2.00/6'7"	94/207	355	335	8 DEC 1986	6		2	8	6.84
Coach			KOVAC Slobodan (SRB)			Assistant Coach			PRAKLJACIC Slobodan (SRB)				

Results in these
Competition

Phase	Opponent	Sets	Points per Set
Preliminary Round	HKG	3 - 0	25-16, 25-17, 25-12
Preliminary Round	IND	3 - 0	25-22, 25-22, 25-18

MDV - Maldives Uniform colour:

No.	C/L	Name	Shirt Name	Height m / ft in	Weight kg / lbs	Highest Reach		Date of Birth	Tournament Totals				
						Spike cm	Block cm		Spike	Block	Serve	Total	%
2		AHSAN Mohamed	ahsan	1.90/6'3"	80/176	289	275	14 NOV 1991					
3	L	ABDULLA Junaid	junaid	1.85/6'1"	71/157	292	281	17 MAY 1980					
5		SAEED Hussain	saeed	1.89/6'2"	81/179	290	279	25 MAY 1982	2		1	3	4.00
8	C	MOHAMED Ishan	ishan	1.79/5'10"	55/121	276	264	22 MAR 1987			1	1	1.33
9		SAJID Ismail	i.sajid	1.89/6'2"	70/154	308	293	20 JAN 1990	20	2	1	23	30.67
10		ABDUL KAREEM Ahmed	ahmed	1.89/6'2"	80/176	302	297	10 AUG 1986	19	1	2	22	29.33
11		NILAAM Hassan	nilam	1.92/6'4"	62/137	305	296	21 DEC 1995					
12		HUZAAM Ali	huzam	1.82/6'0"	64/141	310	300	6 MAY 1993	23	2		25	33.33
13		VISAM Hussain	visham	1.80/5'11"	65/143	283	275	7 AUG 1994					
14	L	NABEEL Ahmed	nabeel	1.64/5'5"	51/112	250	243	10 MAR 1987					
15		ADAM Asfag	ashfag	1.80/5'11"	64/141	290	286	4 OCT 1987		1		1	1.33
16		SHAIN Mohamed	shain	1.81/5'11"	70/154	289	278	15 AUG 1993					
Coach			MOHAMED Sharaf (MDV)			Assistant Coach			ABDULLA Nasheed (MDV)				

Results in these
Competition

Phase	Opponent	Sets	Points per Set
Preliminary Round	HKG	0 - 3	19-25, 22-25, 18-25
Preliminary Round	IND	0 - 3	10-25, 19-25, 17-25

LEGEND			
%	Percent of total team scoring	C	Team Captain
L	Libero Player		

Timing and Results provided by Tissot



Match No.: 24

Start List

출전선수 목록

KOR vs QAT

P1

First Referee: WANG Ning (CHN)

Second Referee: INDO Tomokazu (JPN)

KOR - Republic Of Korea Uniform colour:

No.	C/L	Name	Shirt Name	Height m / ft in	Weight kg / lbs	Highest Reach		Date of Birth	Tournament Totals					
						Spike cm	Block cm		Spike	Block	Serve	Total	%	
1		SONG Myunggeun	song myunggeun	1.95/6'5"	85/187	315	305	12 MAR 1993						
2	C	HAN Sunsoo	han sunsoo	1.89/6'2"	80/176	310	297	16 DEC 1985		1	1	2	2.00	
4		SHIN Yungsuk	shin youngsuk	1.98/6'6"	92/203	335	325	4 OCT 1986	5	2	4	11	11.00	
6		LEE Mingyu	lee mingyu	1.94/6'4"	78/172	310	300	3 DEC 1992						
8		PARK Sangha	park sangha	1.97/6'6"	89/196	327	315	4 APR 1986	5	4	1	10	10.00	
9		KWAK Seungsuk	kwak seungsuk	1.90/6'3"	80/176	325	320	23 MAR 1988	18		1	19	19.00	
10	L	BU Yongchan	bu yongchan	1.75/5'9"	70/154	290	284	30 NOV 1989						
11		CHOI Minho	choi minho	1.95/6'5"	85/187	330	315	28 APR 1988						
12		JEON Kwangin	jeon kwangin	1.94/6'4"	83/183	310	300	18 SEP 1991	21	1	2	24	24.00	
13		PARK Chulwoo	park chulwoo	1.99/6'6"	91/201	332	319	25 JUL 1985	24	3		27	27.00	
17		SEO Jaeduck	seo jaeduck	1.94/6'4"	95/209	315	305	21 JUL 1989	7			7	7.00	
19	L	JEONG Minsu	jeong minsu	1.78/5'10"	75/165	270	250	5 OCT 1991						
Coach			PARK Kiwon (KOR)			Assistant Coach			IM Dohun (KOR)					

Results in these
Competition

Phase	Opponent	Sets	Points per Set
Preliminary Round	KAZ	3 - 0	25-16, 25-21, 25-23
Preliminary Round	TPE	3 - 0	25-22, 25-18, 25-20

QAT - Qatar Uniform colour:

No.	C/L	Name	Shirt Name	Height m / ft in	Weight kg / lbs	Highest Reach		Date of Birth	Tournament Totals				
						Spike cm	Block cm		Spike	Block	Serve	Total	%
2		MOHAMED Jumah	JUMAH	1.91/6'3"	93/205	328	318	14 APR 1985	14	3		17	14.66
3		STEVANOVIC Milos	MILOS	1.94/6'4"	85/187	323	300	27 SEP 1988	1	3	2	6	5.17
4		RIBERO Renan	RENAN	1.89/6'2"	80/176	330	318	30 DEC 1989	1	1		2	1.72
5	L	SAAD Sulaiman	SULAIMAN	1.75/5'9"	75/165	291	274	3 JUN 1987					
6		CHIGBO John	JOHN	2.01/6'7"	90/198	354	328	4 APR 1989	17	3	1	21	18.10
9	C	BAIRAMI Ali	ALI E.	1.90/6'3"	88/194	342	330	13 FEB 1979	1			1	0.86
10		SADIKH Ndir	ABUBACAR	1.96/6'5"	90/198	346	333	2 FEB 1986	22	2		24	20.69
11		DIAB Ahmad	AHMAD	2.02/6'8"	82/181	345	328	15 FEB 1990					
12		HAMMAD Mubarak	MUBARAK	1.97/6'6"	80/176	330	310	1 APR 1991	15	6		21	18.10
15		ABUWATFA Mohammed	ABUWATFA	1.96/6'5"	84/185	327	305	22 MAR 1987					
16		IBRAHIM Ibrahim	IBRAHIM	2.04/6'8"	83/183	350	339	15 JAN 1985	11	8	4	23	19.83
19		EBRAHIM Mohammed	M. BESHRI	1.98/6'6"	90/198	345	335	1 MAY 1986	1			1	0.86
Coach			CICHELLO Juan (ARG)			Assistant Coach			AL-KUWARI Mohammed (QAT)				

Results in these
Competition

Phase	Opponent	Sets	Points per Set
Preliminary Round	TPE	3 - 0	25-21, 25-17, 25-21
Preliminary Round	KAZ	3 - 0	25-23, 25-22, 25-21

LEGEND			
%	Percent of total team scoring	C	Team Captain
L	Libero Player		

Timing and Results provided by Tissot



SAT 27 SEP 2014
Start Time: 12:30 / End Time: 14:15

Match No.: 22

Match Results

경기 결과

Match Duration: 1h 45m
Spectators: 230

P2

TKM vs MYA

3 1

Teams	Sets	1	2	3	4	Total
TKM	3	25	27	19	25	96
MYA	1	17	25	25	22	89
Playing Time		20m	28m	22m	26m	1h 36m

First Referee: ALATEEQ Abdullatif Hamoud M (KSA)

Second Referee: HO Tat Ming Samuel (HKG)

TKM - Turkmenistan								
No	C/L	Name	1	2	3	4	5	Pts
1	C	GYLYCHDURDYEV Gurbanmuhammet	3	3	3	3		8
2	L	TACHGELDIYEV Berdimammet	L	L	L	L		
3		ROZMETOV Bahram	6	6	6	6		13
4		GURBANOV Yusup			7			
5		AZIMOV Merdan	5	5	5	5		7
6		NURYEV Dovletgeldi		3		4		6
7		MASSAROV Mekan	4	4	4			8
8		NURYEV Didar			9			
9		NURYEV Davut	2	2	2	2		14
10		ARTYKOV Ruslan	1	1	1	1		5
11		MYRATGELDIYEV Begli						
12		GAYPOV Ezizmyrat			10			

MYA - Myanmar								
No	C/L	Name	1	2	3	4	5	Pts
1		NAY Lin Aung						
2	C	KYAW Kyaw Htway	1	1	1	1		5
3		ZAW Myo	4	4	4			2
4		MYO Min Oo		2	3	4		6
5		WIN Tun Oo	6	6	6	6		15
7		KHWE Char Maung		3				
9		DO Mae Ni Ko	5	5	5	5		11
11		AUNG Thu	3	3	3	3		30
12		YAN Lin Aung			2	2		4
17		THWIN Htoo Zin	2	2				2
18	L	NAY Lin Aung	L	L	L	L		

TEAM AND PLAYER PERFORMANCES

Won	Total Atts	No Name
45	119	Total Team
14	34	9 NURYEV Davut
7	16	3 ROZMETOV Bahram
7	24	5 AZIMOV Merdan
10	54	Total Team
5	18	3 ROZMETOV Bahram
2	13	1 GYLYCHDURDYEV Gurbanmuhammet
1	3	6 NURYEV Dovletgeldi
6	95	Total Team
2	22	1 GYLYCHDURDYEV Gurbanmuhammet
2	12	7 MASSAROV Mekan
1	12	10 ARTYKOV Ruslan
35		Total Team
96	268	Total Team
14	59	9 NURYEV Davut
87 km/h		1 GYLYCHDURDYEV Gurbanmuhammet

Scoring Skills
Spike
Block
Serve
Opp Error
Total
Best Scorer
Fastest Serve

Won	Total Atts	No Name
59	126	Total Team
22	42	11 AUNG Thu
14	34	5 WIN Tun Oo
9	17	9 DO Mae Ni Ko
10	55	Total Team
2	7	2 KYAW Kyaw Htway
2	10	11 AUNG Thu
2	15	9 DO Mae Ni Ko
6	90	Total Team
6	20	11 AUNG Thu
14		Total Team
89	271	Total Team
30	72	11 AUNG Thu
106 km/h		11 AUNG Thu

LEGEND

Atts Attempts
L Libero player
n Starting line-up where n = starting position on court (i.e. positions 1 to 6)
Opp Opponent

C Team Captain
L Substitute libero
nn Substitute where nn = jersey number of out going player
Pts Points scored

Timing and Results provided by Tissot



SAT 27 SEP 2014
Start Time: 15:00 / End Time: 16:08

Match No.: 23

Match Results

경기 결과

Match Duration: 1h 08m
Spectators: 550

P2

IRI vs MDV
3 0

Teams	Sets	1	2	3	Total
IRI	3	25	25	25	75
MDV	0	10	19	21	50
	Playing Time	18m	22m	22m	1h 02m

First Referee: PRABAKARAN Vasu (IND)

Second Referee: OH Sangjun (KOR)

IRI - Iran								
No	C/L	Name	1	2	3	4	5	Pts
1		MAHMOUDI KHATOUNABADI Shahram	4	3	4			15
2		EBADIPOUR GHARAHASSANLOU Milad						
4	C	MAROUFLAKRANI Mirsaeid	2	1	2			2
5		GHAEMI Farhad	3	2	3			12
6		MOUSAVI ERAGHI Seyed Mohammad						
7		FAYAZI DAMNABI Pourya						
8	L	ZARIF AHANGARAN VARZANDEH Farhad	L	L	L			
9		GHOLAMI Adel						
10		GHAFOUR Amir	5	4	5			16
12		MIRZAJANPOURMOUZIRAJI Mojtaba	6	5	6			4
13		MAHDAVI Mehdi						
15		TASHAKORI Armin	1	6	1			4

MDV - Maldives								
No	C/L	Name	1	2	3	4	5	Pts
2		AHSAN Mohamed	3	3	3			2
3	L	ABDULLA Junaid	L	L	L			
5		SAEED Hussain	6		6			1
8	C	MOHAMED Ishan	10	1	1			
9		SAJID Ismail	5	6	5			6
10		ABDUL KAREEM Ahmed	4	4	4			13
11		NILAAM Hassan	13		8			1
12		HUZAAM Ali	2	2				5
13		VISAM Hussain	1		10			
14	L	NABEEL Ahmed	L					
15		ADAM Asfag		16	9			1
16		SHAIN Mohamed		5	2			3

TEAM AND PLAYER PERFORMANCES

Won	Total Atts	No Name
37	56	Total Team
13	17	1 MAHMOUDI KHATOUNABADI Shahram
8	10	10 GHAFOUR Amir
6	12	5 GHAEMI Farhad
5	26	Total Team
4	9	10 GHAFOUR Amir
1	4	1 MAHMOUDI KHATOUNABADI Shahram
11	73	Total Team
6	23	5 GHAEMI Farhad
4	13	10 GHAFOUR Amir
1	10	1 MAHMOUDI KHATOUNABADI Shahram
22		Total Team
75	155	Total Team
16	32	10 GHAFOUR Amir
112 km/h		10 GHAFOUR Amir

Scoring Skills
Spike
Block
Serve
Opp Error
Total
Best Scorer
Fastest Serve

Won	Total Atts	No Name
26	57	Total Team
13	22	10 ABDUL KAREEM Ahmed
5	12	12 HUZAAM Ali
3	9	9 SAJID Ismail
3	19	Total Team
2	7	2 AHSAN Mohamed
1	3	9 SAJID Ismail
3	52	Total Team
2	9	9 SAJID Ismail
1	7	16 SHAIN Mohamed
18		Total Team
50	128	Total Team
13	31	10 ABDUL KAREEM Ahmed
110 km/h		10 ABDUL KAREEM Ahmed

LEGEND			
Atts	Attempts	C	Team Captain
L	Libero player	L	Substitute libero
n	Starting line-up where n = starting position on court (i.e. positions 1 to 6)	nn	Substitute where nn = jersey number of out going player
Opp	Opponent	Pts	Points scored

Timing and Results provided by Tissot



SAT 27 SEP 2014
Start Time: 17:30 / End Time: 18:55

Match No.: 24

Match Results

경기 결과

Match Duration: 1h 25m
Spectators: 2200

P2

KOR vs QAT
3 0

Teams	Sets	1	2	3	Total
KOR	3	25	25	25	75
QAT	0	22	19	22	63
	Playing Time	25m	26m	28m	1h 19m

First Referee: WANG Ning (CHN)

Second Referee: INDO Tomokazu (JPN)

KOR - Republic of Korea

No	C/L	Name	1	2	3	4	5	Pts
1		SONG Myunggeun						
2	C	HAN Sunsoo	6	1	1			1
4		SHIN Yungsuk	4	5	5			8
6		LEE Mingyu		12				
8		PARK Sangha	1	2	2			8
9		KWAK Seungsuk	2	3	3			9
10	L	BU Yongchan	L	L	L			
11		CHOI Minho		13	13			
12		JEON Kwangin	5	6	6			13
13		PARK Chulwoo	3	4	4			15
17		SEO Jaeduck		2				
19	L	JEONG Minsu	L	L	L			

QAT - Qatar

No	C/L	Name	1	2	3	4	5	Pts
2		MOHAMED Jumah	1	1	2			5
3		STEVANOVIC Milos	6	6	1			2
4		RIBERO Renan	10	4	10			7
5	L	SAAD Sulaiman	L	L	L			
6		CHIGBO John	5	5	3			5
9	C	BAIRAMI Ali	3		2			2
10		SADIKH Ndir	4	3	5			
11		DIAB Ahmad			6			
12		HAMMAD Mubarak	3	3	4			10
15		ABUWATFA Mohammed	12	12	3			2
16		IBRAHIM Ibrahim	2	2	6			6
19		EBRAHIM Mohammed						

TEAM AND PLAYER PERFORMANCES

Won	Total Atts	No Name	Scoring Skills	Won	Total Atts	No Name
45	76	Total Team		27	68	Total Team
13	19	12 JEON Kwangin	Spike	9	17	12 HAMMAD Mubarak
13	26	13 PARK Chulwoo		5	10	2 MOHAMED Jumah
8	9	8 PARK Sangha		5	12	6 CHIGBO John
3	34	Total Team	Block	9	30	Total Team
2	4	9 KWAK Seungsuk		3	6	16 IBRAHIM Ibrahim
1	11	4 SHIN Yungsuk		3	6	4 RIBERO Renan
6	74	Total Team	Serve	1	2	3 STEVANOVIC Milos
2	9	13 PARK Chulwoo		3	64	Total Team
2	16	9 KWAK Seungsuk		2	7	15 ABUWATFA Mohammed
1	9	4 SHIN Yungsuk	1	5	3 STEVANOVIC Milos	
21		Total Team	Opp Error	24		Total Team
75	184	Total Team		Total	63	162
15	43	13 PARK Chulwoo	Best Scorer	10	28	12 HAMMAD Mubarak
113 km/h		9 KWAK Seungsuk	Fastest Serve	103 km/h		3 STEVANOVIC Milos

LEGEND

Atts Attempts
L Libero player
n Starting line-up where n = starting position on court (i.e. positions 1 to 6)
Opp Opponent

C Team Captain
L Substitute libero
nn Substitute where nn = jersey number of out going player
Pts Points scored

Timing and Results provided by Tissot



SAT 27 SEP 2014

Start Time: 12:30 / End Time: 14:15

Match No.: 22

Match Statistics

경기 통계

Match Duration: 1h 45m

Spectators: 230

P3

TKM vs MYA


3 1


Teams	Sets	1	2	3	4	Total
TKM	3	25	27	19	25	96
MYA	1	17	25	25	22	89
Playing Time		20m	28m	22m	26m	1h 36m


First Referee: ALATEEQ Abdullatif Hamoud M (KSA)

Second Referee: HO Tat Ming Samuel (HKG)

TKM - Turkmenistan

Scoring Spike	Rk	No	Name	Spikes	Faults	Shots	Total Attempts	Eff %
	1	9	NURYYEV Davut	14	5	15	34	26.47
	2	5	AZIMOV Merdan	7	3	14	24	16.67
	3	3	ROZMETOV Bahram	7	1	8	16	
	7	7	MASSAROV Mekan	5	2	7	14	
	1	1	GYLYCHDURDYEV Gurbanmuhammet	4	2	6	12	
	6	6	NURYYEV Dovletgeldi	5	1	5	11	
	10	10	ARTYKOV Ruslan	3	1	4	8	
	2	2	TACHGELDIYEV Berdimammet	-	-	-	-	
	4	4	GURBANOV Yusup	-	-	-	-	
	8	8	NURYYEV Didar	-	-	-	-	
	11	11	MYRATGELDIYEV Begli	-	-	-	-	
	12	12	GAYYPOV Ezizmyrat	-	-	-	-	
Limit								
15.00%								
Team Totals				45	15	59	119	25.21

Scoring Block	Rk	No	Name	Kill Blocks	Faults	Rebounds	Total Attempts	Avg by Set
	1	3	ROZMETOV Bahram	5	8	5	18	1.25
	2	1	GYLYCHDURDYEV Gurbanmuhammet	2	4	7	13	0.50
	3	7	MASSAROV Mekan	1	3	3	7	0.25
	3	10	ARTYKOV Ruslan	1	2	3	6	0.25
	3	6	NURYYEV Dovletgeldi	1	1	1	3	0.25
	6	9	NURYYEV Davut	-	5	1	6	0.00
	6	5	AZIMOV Merdan	-	1	-	1	0.00
	2	2	TACHGELDIYEV Berdimammet	-	-	-	-	
	4	4	GURBANOV Yusup	-	-	-	-	
	8	8	NURYYEV Didar	-	-	-	-	
	11	11	MYRATGELDIYEV Begli	-	-	-	-	
	12	12	GAYYPOV Ezizmyrat	-	-	-	-	
Team Totals				10	24	20	54	2.50

Scoring Service	Rk	No	Name	Aces	Faults	Serve Hits	Total Attempts	Avg by Set
	1	1	GYLYCHDURDYEV Gurbanmuhammet	2	-	20	22	0.50
	1	7	MASSAROV Mekan	2	2	8	12	0.50
	3	10	ARTYKOV Ruslan	1	-	11	12	0.25
	3	3	ROZMETOV Bahram	1	1	10	12	0.25
	5	9	NURYYEV Davut	-	1	18	19	0.00
	5	5	AZIMOV Merdan	-	1	12	13	0.00
	5	6	NURYYEV Dovletgeldi	-	1	4	5	0.00
	2	2	TACHGELDIYEV Berdimammet	-	-	-	-	
	4	4	GURBANOV Yusup	-	-	-	-	
	8	8	NURYYEV Didar	-	-	-	-	
	11	11	MYRATGELDIYEV Begli	-	-	-	-	
	12	12	GAYYPOV Ezizmyrat	-	-	-	-	
Team Totals				6	6	83	95	1.50

Team	Opponent Errors & Team Faults	35
------	-------------------------------	----

Timing and Results provided by Tissot



SAT 27 SEP 2014

Start Time: 12:30 / End Time: 14:15

Match No.: 22

Match Statistics

경기 통계

Match Duration: 1h 45m

Spectators: 230

P3

TKM vs MYA


3 1


Teams	Sets	1	2	3	4	Total
TKM	3	25	27	19	25	96
MYA	1	17	25	25	22	89
Playing Time		20m	28m	22m	26m	1h 36m


First Referee: ALATEEQ Abdullatif Hamoud M (KSA)

Second Referee: HO Tat Ming Samuel (HKG)

TKM - Turkmenistan

Non-Scoring Dig	Rk	No	Name	Digs	Faults	Receptions	Total Attempts	Avg by Set
	1	10	ARTYKOV Ruslan	3	5	9	17	0.75
	2	9	NURYYEV Davut	2	3	8	13	0.50
	3	5	AZIMOV Merdan	1	2	13	16	0.25
	3	7	MASSAROV Mekan	1	3	8	12	0.25
	5	2	TACHGELDIYEV Berdimammet	-	4	11	15	0.00
	5	1	GYLYCHDURDYEV Gurbanmuhammet	-	-	3	3	0.00
	5	6	NURYYEV Dovletgeldi	-	-	3	3	0.00
	5	3	ROZMETOV Bahram	-	1	2	3	0.00
		4	GURBANOV Yusup	-	-	-	-	-
		8	NURYYEV Didar	-	-	-	-	-
		11	MYRATGELDIYEV Begli	-	-	-	-	-
		12	GAYYPOV Ezizmyrat	-	-	-	-	-
Team Totals				7	18	57	82	1.75

Non-Scoring Set	Rk	No	Name	Running Sets	Faults	Still Sets	Total Attempts	Avg by Set
	1	10	ARTYKOV Ruslan	34	-	52	86	8.50
	2	1	GYLYCHDURDYEV Gurbanmuhammet	3	-	5	8	0.75
	3	2	TACHGELDIYEV Berdimammet	2	-	3	5	0.50
	4	3	ROZMETOV Bahram	1	-	3	4	0.25
	4	5	AZIMOV Merdan	1	-	2	3	0.25
	4	12	GAYYPOV Ezizmyrat	1	-	1	2	0.25
	7	7	MASSAROV Mekan	-	-	1	1	0.00
	7	9	NURYYEV Davut	-	-	1	1	0.00
		4	GURBANOV Yusup	-	-	-	-	-
		6	NURYYEV Dovletgeldi	-	-	-	-	-
		8	NURYYEV Didar	-	-	-	-	-
		11	MYRATGELDIYEV Begli	-	-	-	-	-
Team Totals				42		68	110	10.50

Non-Scoring Reception	Rk	No	Name	Excellents	Faults	Serve Receptions	Total Attempts	Succ %
	1	5	AZIMOV Merdan	2	1	19	22	9.09
	2	9	NURYYEV Davut	2	1	23	26	7.69
	3	2	TACHGELDIYEV Berdimammet	1	4	14	19	5.26
		3	ROZMETOV Bahram	-	-	5	5	-
		1	GYLYCHDURDYEV Gurbanmuhammet	-	-	-	-	-
		4	GURBANOV Yusup	-	-	-	-	-
		6	NURYYEV Dovletgeldi	-	-	-	-	-
		7	MASSAROV Mekan	-	-	-	-	-
		8	NURYYEV Didar	-	-	-	-	-
		10	ARTYKOV Ruslan	-	-	-	-	-
		11	MYRATGELDIYEV Begli	-	-	-	-	-
		12	GAYYPOV Ezizmyrat	-	-	-	-	-
Team Totals				5	6	61	72	6.94
Limit								25.00%

Timing and Results provided by Tissot



SAT 27 SEP 2014

Start Time: 12:30 / End Time: 14:15

Match No.: 22

Match Statistics

경기 통계

Match Duration: 1h 45m

Spectators: 230

P3

TKM vs MYA


3 1

Teams	Sets	1	2	3	4	Total
TKM	3	25	27	19	25	96
MYA	1	17	25	25	22	89
	Playing Time	20m	28m	22m	26m	1h 36m


First Referee: ALATEEQ Abdullatif Hamoud M (KSA)

Second Referee: HO Tat Ming Samuel (HKG)


MYA - Myanmar

Scoring Spike

Limit
15.00%

Rk	No	Name	Spikes	Faults	Shots	Total Attempts	Eff %
1	5	WIN Tun Oo	14	5	15	34	26.47
2	11	AUNG Thu	22	12	8	42	23.81
	9	DO Mae Ni Ko	9	2	6	17	
	4	MYO Min Oo	4	2	4	10	
	2	KYAW Kyaw Htway	3	1	3	7	
	3	ZAW Myo	2	4	1	7	
	12	YAN Lin Aung	3	1	1	5	
	17	THWIN Htoo Zin	2	1	1	4	
	1	NAY Lin Aung	-	-	-	-	
	7	KHWE Char Maung	-	-	-	-	
	18	NAY Lin Aung	-	-	-	-	
Team Totals			59	28	39	126	24.60

Scoring Block


Rk	No	Name	Kill Blocks	Faults	Rebounds	Total Attempts	Avg by Set
1	9	DO Mae Ni Ko	2	5	8	15	0.50
1	11	AUNG Thu	2	1	7	10	0.50
1	4	MYO Min Oo	2	3	3	8	0.50
1	2	KYAW Kyaw Htway	2	-	5	7	0.50
5	5	WIN Tun Oo	1	2	1	4	0.25
5	12	YAN Lin Aung	1	-	2	3	0.25
7	17	THWIN Htoo Zin	-	3	3	6	0.00
7	3	ZAW Myo	-	-	2	2	0.00
	1	NAY Lin Aung	-	-	-	-	
	7	KHWE Char Maung	-	-	-	-	
	18	NAY Lin Aung	-	-	-	-	
Team Totals			10	14	31	55	2.50

Scoring Service


Rk	No	Name	Aces	Faults	Serve Hits	Total Attempts	Avg by Set
1	11	AUNG Thu	6	4	10	20	1.50
2	2	KYAW Kyaw Htway	-	-	18	18	0.00
2	9	DO Mae Ni Ko	-	1	11	12	0.00
2	5	WIN Tun Oo	-	4	7	11	0.00
2	12	YAN Lin Aung	-	4	6	10	0.00
2	3	ZAW Myo	-	3	6	9	0.00
2	17	THWIN Htoo Zin	-	-	5	5	0.00
2	4	MYO Min Oo	-	1	3	4	0.00
2	7	KHWE Char Maung	-	-	1	1	0.00
	1	NAY Lin Aung	-	-	-	-	
	18	NAY Lin Aung	-	-	-	-	
Team Totals			6	17	67	90	1.50

Team

Opponent Errors & Team Faults
14



SAT 27 SEP 2014

Start Time: 12:30 / End Time: 14:15

Match No.: 22

Match Statistics

경기 통계

Match Duration: 1h 45m
Spectators: 230

P3

TKM vs MYA


3 1

Teams	Sets	1	2	3	4	Total
TKM	3	25	27	19	25	96
MYA	1	17	25	25	22	89
	Playing Time	20m	28m	22m	26m	1h 36m

First Referee: ALATEEQ Abdullatif Hamoud M (KSA)

Second Referee: HO Tat Ming Samuel (HKG)

MYA - Myanmar

Non-Scoring Dig


Rk	No	Name	Digs	Faults	Receptions	Total Attempts	Avg by Set
1	18	NAY Lin Aung	2	6	13	21	0.50
1	11	AUNG Thu	2	1	12	15	0.50
1	5	WIN Tun Oo	2	1	8	11	0.50
4	2	KYAW Kyaw Htway	1	1	6	8	0.25
4	12	YAN Lin Aung	1	3	-	4	0.25
6	3	ZAW Myo	-	2	10	12	0.00
6	9	DO Mae Ni Ko	-	-	2	2	0.00
6	17	THWIN Htoo Zin	-	1	1	2	0.00
	1	NAY Lin Aung	-	-	-	-	-
	4	MYO Min Oo	-	-	-	-	-
	7	KHWE Char Maung	-	-	-	-	-
Team Totals			8	15	52	75	2.00

Non-Scoring Set


Rk	No	Name	Running Sets	Faults	Still Sets	Total Attempts	Avg by Set
1	2	KYAW Kyaw Htway	45	-	41	86	11.25
2	7	KHWE Char Maung	2	-	4	6	0.50
2	3	ZAW Myo	2	-	1	3	0.50
4	11	AUNG Thu	1	-	5	6	0.25
4	18	NAY Lin Aung	1	-	3	4	0.25
4	12	YAN Lin Aung	1	-	-	1	0.25
7	5	WIN Tun Oo	-	-	4	4	0.00
7	4	MYO Min Oo	-	-	1	1	0.00
	1	NAY Lin Aung	-	-	-	-	-
	9	DO Mae Ni Ko	-	-	-	-	-
	17	THWIN Htoo Zin	-	-	-	-	-
Team Totals			52		59	111	13.00

Non-Scoring Reception

Limit
25.00%

Rk	No	Name	Excellents	Faults	Serve Receptions	Total Attempts	Succ %
1	11	AUNG Thu	9	2	42	53	16.98
2	3	ZAW Myo	3	2	13	18	16.67
	18	NAY Lin Aung	1	1	7	9	
	5	WIN Tun Oo	-	1	2	3	
	4	MYO Min Oo	-	-	1	1	
	1	NAY Lin Aung	-	-	-	-	
	2	KYAW Kyaw Htway	-	-	-	-	
	7	KHWE Char Maung	-	-	-	-	
	9	DO Mae Ni Ko	-	-	-	-	
	12	YAN Lin Aung	-	-	-	-	
	17	THWIN Htoo Zin	-	-	-	-	
Team Totals			13	6	65	84	15.48

Avg	Eff%	Rk	Succ%
Average	Efficiency	Rank	Success %

Timing and Results provided by Tissot



SAT 27 SEP 2014

Start Time: 15:00 / End Time: 16:08

Match No.: 23

Match Statistics

경기 통계

Match Duration: 1h 08m

Spectators: 550

P3

IRI vs MDV


3 0

Teams	Sets	1	2	3	Total
IRI	3	25	25	25	75
MDV	0	10	19	21	50
	Playing Time	18m	22m	22m	1h 02m


First Referee: PRABAKARAN Vasu (IND)

Second Referee: OH Sangjun (KOR)


IRI - Iran

Scoring Spike

Limit
15.00%

Rk	No	Name	Spikes	Faults	Shots	Total Attempts	Eff %
1	10	GHAFOUR Amir	8	-	2	10	80.00
2	1	MAHMOUDI KHATOUNABADI Shahram	13	1	3	17	70.59
3	5	GHAEMI Farhad	6	1	5	12	41.67
	12	MIRZAJANPOURMOUZIRAJI Mojtaba	4	1	3	8	
	4	MAROUFLAKRANI Mirsaeid	2	3	-	5	
	15	TASHAKORI Armin	4	-	-	4	
	2	EBADIPOUR GHARAHASSANLOU Milad	-	-	-	-	
	6	MOUSAVI ERAGHI Seyed Mohammad	-	-	-	-	
	7	FAYAZI DAMNABI Pourya	-	-	-	-	
	8	ZARIF AHANGARAN VARZANDEH Farhad	-	-	-	-	
	9	GHOLAMI Adel	-	-	-	-	
	13	MAHDAVI Mehdi	-	-	-	-	
Team Totals			37	6	13	56	55.36

Scoring Block


Rk	No	Name	Kill Blocks	Faults	Rebounds	Total Attempts	Avg by Set
1	10	GHAFOUR Amir	4	3	2	9	1.33
2	1	MAHMOUDI KHATOUNABADI Shahram	1	2	1	4	0.33
3	12	MIRZAJANPOURMOUZIRAJI Mojtaba	-	5	1	6	0.00
3	5	GHAEMI Farhad	-	3	1	4	0.00
3	15	TASHAKORI Armin	-	1	1	2	0.00
3	4	MAROUFLAKRANI Mirsaeid	-	1	-	1	0.00
	2	EBADIPOUR GHARAHASSANLOU Milad	-	-	-	-	
	6	MOUSAVI ERAGHI Seyed Mohammad	-	-	-	-	
	7	FAYAZI DAMNABI Pourya	-	-	-	-	
	8	ZARIF AHANGARAN VARZANDEH Farhad	-	-	-	-	
	9	GHOLAMI Adel	-	-	-	-	
	13	MAHDAVI Mehdi	-	-	-	-	
Team Totals			5	15	6	26	1.67

Scoring Service


Rk	No	Name	Aces	Faults	Serve Hits	Total Attempts	Avg by Set
1	5	GHAEMI Farhad	6	4	13	23	2.00
2	10	GHAFOUR Amir	4	4	5	13	1.33
3	1	MAHMOUDI KHATOUNABADI Shahram	1	1	8	10	0.33
4	4	MAROUFLAKRANI Mirsaeid	-	2	11	13	0.00
4	12	MIRZAJANPOURMOUZIRAJI Mojtaba	-	3	6	9	0.00
4	15	TASHAKORI Armin	-	-	5	5	0.00
	2	EBADIPOUR GHARAHASSANLOU Milad	-	-	-	-	
	6	MOUSAVI ERAGHI Seyed Mohammad	-	-	-	-	
	7	FAYAZI DAMNABI Pourya	-	-	-	-	
	8	ZARIF AHANGARAN VARZANDEH Farhad	-	-	-	-	
	9	GHOLAMI Adel	-	-	-	-	
	13	MAHDAVI Mehdi	-	-	-	-	
Team Totals			11	14	48	73	3.67

Team
Opponent Errors & Team Faults

22	1
----	---

Timing and Results provided by Tissot



SAT 27 SEP 2014

Start Time: 15:00 / End Time: 16:08

Match No.: 23

Match Statistics

경기 통계

Match Duration: 1h 08m
Spectators: 550

P3


IRI vs MDV
3 0

Teams	Sets	1	2	3	Total
IRI	3	25	25	25	75
MDV	0	10	19	21	50
	Playing Time	18m	22m	22m	1h 02m


First Referee: PRABAKARAN Vasu (IND)

Second Referee: OH Sangjun (KOR)

IRI - Iran

Non-Scoring Dig


Rk	No	Name	Digs	Faults	Receptions	Total Attempts	Avg by Set
1	4	MAROUFLAKRANI Mirsaeid	-	-	7	7	0.00
1	8	ZARIF AHANGARAN VARZANDEH Farhad	-	1	6	7	0.00
1	10	GHAFOUR Amir	-	1	5	6	0.00
1	5	GHAEMI Farhad	-	-	5	5	0.00
1	12	MIRZAJANPOURMOUZIRAJI Mojtaba	-	-	3	3	0.00
1	15	TASHAKORI Armin	-	1	1	2	0.00
1	1	MAHMOUDI KHATOUNABADI Shahram	-	1	-	1	0.00
	2	EBADIPOUR GHARAHASSANLOU Milad	-	-	-	-	-
	6	MOUSAVI ERAGHI Seyed Mohammad	-	-	-	-	-
	7	FAYAZI DAMNABI Pourya	-	-	-	-	-
	9	GHOLAMI Adel	-	-	-	-	-
	13	MAHDAVI Mehdi	-	-	-	-	-
Team Totals				4	27	31	0.00

Non-Scoring Set


Rk	No	Name	Running Sets	Faults	Still Sets	Total Attempts	Avg by Set
1	4	MAROUFLAKRANI Mirsaeid	29	-	12	41	9.67
2	10	GHAFOUR Amir	3	-	-	3	1.00
3	8	ZARIF AHANGARAN VARZANDEH Farhad	1	-	2	3	0.33
3	15	TASHAKORI Armin	1	-	-	1	0.33
5	5	GHAEMI Farhad	-	-	2	2	0.00
5	1	MAHMOUDI KHATOUNABADI Shahram	-	-	1	1	0.00
	2	EBADIPOUR GHARAHASSANLOU Milad	-	-	-	-	-
	6	MOUSAVI ERAGHI Seyed Mohammad	-	-	-	-	-
	7	FAYAZI DAMNABI Pourya	-	-	-	-	-
	9	GHOLAMI Adel	-	-	-	-	-
	12	MIRZAJANPOURMOUZIRAJI Mojtaba	-	-	-	-	-
	13	MAHDAVI Mehdi	-	-	-	-	-
Team Totals			34		17	51	11.33

Non-Scoring Reception

Limit
25.00%

Rk	No	Name	Excellents	Faults	Serve Receptions	Total Attempts	Succ %
1	8	ZARIF AHANGARAN VARZANDEH Farhad	7	-	7	14	50.00
2	12	MIRZAJANPOURMOUZIRAJI Mojtaba	3	1	9	13	23.08
	5	GHAEMI Farhad	3	1	4	8	
	1	MAHMOUDI KHATOUNABADI Shahram	-	1	-	1	
	2	EBADIPOUR GHARAHASSANLOU Milad	-	-	-	-	
	4	MAROUFLAKRANI Mirsaeid	-	-	-	-	
	6	MOUSAVI ERAGHI Seyed Mohammad	-	-	-	-	
	7	FAYAZI DAMNABI Pourya	-	-	-	-	
	9	GHOLAMI Adel	-	-	-	-	
	10	GHAFOUR Amir	-	-	-	-	
	13	MAHDAVI Mehdi	-	-	-	-	
	15	TASHAKORI Armin	-	-	-	-	
Team Totals			13	3	20	36	36.11

Timing and Results provided by Tissot



SAT 27 SEP 2014
Start Time: 15:00 / End Time: 16:08

Match No.: 23

Match Statistics

경기 통계

Match Duration: 1h 08m
Spectators: 550

P3


IRI vs MDV
3 0

Teams	Sets	1	2	3	Total
IRI	3	25	25	25	75
MDV	0	10	19	21	50
	Playing Time	18m	22m	22m	1h 02m


First Referee: PRABAKARAN Vasu (IND)

Second Referee: OH Sangjun (KOR)


MDV - Maldives

Scoring Spike

Limit 15.00%

Rk	No	Name	Spikes	Faults	Shots	Total Attempts	Eff %
1	10	ABDUL KAREEM Ahmed	13	3	6	22	45.45
2	9	SAJID Ismail	3	1	5	9	22.22
	12	HUZAAM Ali	5	5	2	12	
	16	SHAIN Mohamed	2	2	4	8	
	5	SAEED Hussain	1	-	2	3	
	2	AHSAN Mohamed	-	-	1	1	
	11	NILAAM Hassan	1	-	-	1	
	15	ADAM Asfag	1	-	-	1	
	3	ABDULLA Junaid	-	-	-	-	
	8	MOHAMED Ishan	-	-	-	-	
	13	VISAM Hussain	-	-	-	-	
	14	NABEEL Ahmed	-	-	-	-	
Team Totals			26	11	20	57	26.32

Scoring Block


Rk	No	Name	Kill Blocks	Faults	Rebounds	Total Attempts	Avg by Set
1	2	AHSAN Mohamed	2	3	2	7	0.67
2	9	SAJID Ismail	1	1	1	3	0.33
3	5	SAEED Hussain	-	2	1	3	0.00
3	16	SHAIN Mohamed	-	3	-	3	0.00
3	10	ABDUL KAREEM Ahmed	-	1	-	1	0.00
3	11	NILAAM Hassan	-	1	-	1	0.00
3	12	HUZAAM Ali	-	1	-	1	0.00
	3	ABDULLA Junaid	-	-	-	-	
	8	MOHAMED Ishan	-	-	-	-	
	13	VISAM Hussain	-	-	-	-	
	14	NABEEL Ahmed	-	-	-	-	
	15	ADAM Asfag	-	-	-	-	
Team Totals			3	12	4	19	1.00

Scoring Service


Rk	No	Name	Aces	Faults	Serve Hits	Total Attempts	Avg by Set
1	9	SAJID Ismail	2	2	5	9	0.67
2	16	SHAIN Mohamed	1	1	5	7	0.33
3	2	AHSAN Mohamed	-	1	7	8	0.00
3	8	MOHAMED Ishan	-	1	7	8	0.00
3	10	ABDUL KAREEM Ahmed	-	4	4	8	0.00
3	12	HUZAAM Ali	-	2	5	7	0.00
3	5	SAEED Hussain	-	2	1	3	0.00
3	13	VISAM Hussain	-	1	1	2	0.00
	3	ABDULLA Junaid	-	-	-	-	
	11	NILAAM Hassan	-	-	-	-	
	14	NABEEL Ahmed	-	-	-	-	
	15	ADAM Asfag	-	-	-	-	
Team Totals			3	14	35	52	1.00

Team

Opponent Errors & Team Faults	
	18 2

Timing and Results provided by Tissot



SAT 27 SEP 2014

Start Time: 15:00 / End Time: 16:08

Match No.: 23

Match Statistics

경기 통계

Match Duration: 1h 08m

Spectators: 550

P3

IRI vs MDV


3 0

Teams	Sets	1	2	3	Total
IRI	3	25	25	25	75
MDV	0	10	19	21	50
	Playing Time	18m	22m	22m	1h 02m


First Referee: PRABAKARAN Vasu (IND)

Second Referee: OH Sangjun (KOR)

MDV - Maldives

Non-Scoring Dig


Rk	No	Name	Digs	Faults	Receptions	Total Attempts	Avg by Set
1	12	HUZAAM Ali	1	-	-	1	0.33
2	3	ABDULLA Junaid	-	1	4	5	0.00
2	8	MOHAMED Ishan	-	1	3	4	0.00
2	16	SHAIN Mohamed	-	-	3	3	0.00
2	2	AHSAN Mohamed	-	1	2	3	0.00
2	9	SAJID Ismail	-	-	2	2	0.00
2	10	ABDUL KAREEM Ahmed	-	-	2	2	0.00
2	13	VISAM Hussain	-	2	-	2	0.00
2	5	SAEED Hussain	-	-	1	1	0.00
2	14	NABEEL Ahmed	-	1	-	1	0.00
	11	NILAAM Hassan	-	-	-	-	-
	15	ADAM Asfag	-	-	-	-	-
Team Totals			1	6	17	24	0.33

Non-Scoring Set


Rk	No	Name	Running Sets	Faults	Still Sets	Total Attempts	Avg by Set
1	8	MOHAMED Ishan	13	-	14	27	4.33
2	13	VISAM Hussain	9	-	10	19	3.00
3	2	AHSAN Mohamed	2	-	5	7	0.67
4	9	SAJID Ismail	1	-	1	2	0.33
4	5	SAEED Hussain	1	-	-	1	0.33
6	3	ABDULLA Junaid	-	-	1	1	0.00
6	15	ADAM Asfag	-	-	1	1	0.00
	10	ABDUL KAREEM Ahmed	-	-	-	-	-
	11	NILAAM Hassan	-	-	-	-	-
	12	HUZAAM Ali	-	-	-	-	-
	14	NABEEL Ahmed	-	-	-	-	-
	16	SHAIN Mohamed	-	-	-	-	-
Team Totals			26		32	58	8.67

Non-Scoring Reception

Limit
25.00%

Rk	No	Name	Excellents	Faults	Serve Receptions	Total Attempts	Succ %
1	9	SAJID Ismail	2	2	6	10	20.00
2	3	ABDULLA Junaid	4	3	16	23	17.39
3	12	HUZAAM Ali	1	3	7	11	9.09
	16	SHAIN Mohamed	2	1	4	7	
	2	AHSAN Mohamed	-	-	2	2	
	15	ADAM Asfag	-	-	1	1	
	5	SAEED Hussain	-	-	-	-	
	8	MOHAMED Ishan	-	-	-	-	
	10	ABDUL KAREEM Ahmed	-	-	-	-	
	11	NILAAM Hassan	-	-	-	-	
	13	VISAM Hussain	-	-	-	-	
	14	NABEEL Ahmed	-	-	-	-	
Team Totals			9	9	36	54	16.67

LEGEND	
Avg Average	Eff% Efficiency
Rk Rank	Succ% Success %

Timing and Results provided by Tissot



SAT 27 SEP 2014

Start Time: 17:30 / End Time: 18:55

Match No.: 24

Match Statistics

경기 통계

Match Duration: 1h 25m

Spectators: 2200

P3


KOR vs QAT
3 0

Teams	Sets	1	2	3	Total
KOR	3	25	25	25	75
QAT	0	22	19	22	63
	Playing Time	25m	26m	28m	1h 19m


First Referee: WANG Ning (CHN)

Second Referee: INDO Tomokazu (JPN)


KOR - Republic of Korea

Scoring Spike

Limit
15.00%

Rk	No	Name	Spikes	Faults	Shots	Total Attempts	Eff %
1	12	JEON Kwangin	13	4	2	19	47.37
2	4	SHIN Yungsuk	6	3	3	12	25.00
3	13	PARK Chulwoo	13	9	4	26	15.38
	9	KWAK Seungsuk	5	3	2	10	
	8	PARK Sangha	8	-	1	9	
	1	SONG Myunggeun	-	-	-	-	
	2	HAN Sunsoo	-	-	-	-	
	6	LEE Mingyu	-	-	-	-	
	10	BU Yongchan	-	-	-	-	
	11	CHOI Minho	-	-	-	-	
	17	SEO Jaeduck	-	-	-	-	
	19	JEONG Minsu	-	-	-	-	
Team Totals			45	19	12	76	34.21

Scoring Block


Rk	No	Name	Kill Blocks	Faults	Rebounds	Total Attempts	Avg by Set
1	9	KWAK Seungsuk	2	1	1	4	0.67
2	4	SHIN Yungsuk	1	2	8	11	0.33
3	13	PARK Chulwoo	-	2	6	8	0.00
3	8	PARK Sangha	-	2	3	5	0.00
3	2	HAN Sunsoo	-	2	1	3	0.00
3	12	JEON Kwangin	-	3	-	3	0.00
	1	SONG Myunggeun	-	-	-	-	
	6	LEE Mingyu	-	-	-	-	
	10	BU Yongchan	-	-	-	-	
	11	CHOI Minho	-	-	-	-	
	17	SEO Jaeduck	-	-	-	-	
	19	JEONG Minsu	-	-	-	-	
Team Totals			3	12	19	34	1.00

Scoring Service


Rk	No	Name	Aces	Faults	Serve Hits	Total Attempts	Avg by Set
1	9	KWAK Seungsuk	2	4	10	16	0.67
1	13	PARK Chulwoo	2	2	5	9	0.67
3	2	HAN Sunsoo	1	2	9	12	0.33
3	4	SHIN Yungsuk	1	1	7	9	0.33
5	8	PARK Sangha	-	-	15	15	0.00
5	12	JEON Kwangin	-	2	7	9	0.00
5	6	LEE Mingyu	-	-	2	2	0.00
5	11	CHOI Minho	-	1	1	2	0.00
	1	SONG Myunggeun	-	-	-	-	
	10	BU Yongchan	-	-	-	-	
	17	SEO Jaeduck	-	-	-	-	
	19	JEONG Minsu	-	-	-	-	
Team Totals			6	12	56	74	2.00

Team

Opponent Errors & Team Faults	21
-------------------------------	----

Timing and Results provided by Tissot



SAT 27 SEP 2014

Start Time: 17:30 / End Time: 18:55

Match No.: 24

Match Statistics

경기 통계

Match Duration: 1h 25m
Spectators: 2200

P3

KOR vs QAT


3 0

Teams	Sets	1	2	3	Total
KOR	3	25	25	25	75
QAT	0	22	19	22	63
	Playing Time	25m	26m	28m	1h 19m

First Referee: WANG Ning (CHN)

Second Referee: INDO Tomokazu (JPN)

KOR - Republic of Korea

Non-Scoring Dig


Rk	No	Name	Digs	Faults	Receptions	Total Attempts	Avg by Set
1	10	BU Yongchan	3	2	3	8	1.00
2	2	HAN Sunsoo	2	1	3	6	0.67
2	13	PARK Chulwoo	2	1	3	6	0.67
4	8	PARK Sangha	1	-	1	2	0.33
5	12	JEON Kwangin	-	-	4	4	0.00
5	9	KWAK Seungsuk	-	-	3	3	0.00
5	4	SHIN Yungsuk	-	1	2	3	0.00
5	19	JEONG Minsu	-	-	1	1	0.00
5	11	CHOI Minho	-	1	-	1	0.00
	1	SONG Myunggeun	-	-	-	-	-
	6	LEE Mingyu	-	-	-	-	-
	17	SEO Jaeduck	-	-	-	-	-
Team Totals			8	6	20	34	2.67

Non-Scoring Set


Rk	No	Name	Running Sets	Faults	Still Sets	Total Attempts	Avg by Set
1	2	HAN Sunsoo	42	1	20	63	14.00
2	12	JEON Kwangin	1	-	2	3	0.33
2	17	SEO Jaeduck	1	-	-	1	0.33
4	19	JEONG Minsu	-	-	3	3	0.00
4	9	KWAK Seungsuk	-	-	2	2	0.00
4	10	BU Yongchan	-	-	2	2	0.00
4	8	PARK Sangha	-	1	1	2	0.00
	1	SONG Myunggeun	-	-	-	-	-
	4	SHIN Yungsuk	-	-	-	-	-
	6	LEE Mingyu	-	-	-	-	-
	11	CHOI Minho	-	-	-	-	-
	13	PARK Chulwoo	-	-	-	-	-
Team Totals			44	2	30	76	14.67

Non-Scoring Reception

Limit
25.00%

Rk	No	Name	Excellents	Faults	Serve Receptions	Total Attempts	Succ %
1	9	KWAK Seungsuk	15	1	15	31	48.39
	19	JEONG Minsu	5	2	4	11	
	12	JEON Kwangin	8	-	2	10	
	1	SONG Myunggeun	-	-	-	-	
	2	HAN Sunsoo	-	-	-	-	
	4	SHIN Yungsuk	-	-	-	-	
	6	LEE Mingyu	-	-	-	-	
	8	PARK Sangha	-	-	-	-	
	10	BU Yongchan	-	-	-	-	
	11	CHOI Minho	-	-	-	-	
	13	PARK Chulwoo	-	-	-	-	
	17	SEO Jaeduck	-	-	-	-	
Team Totals			28	3	21	52	53.85



SAT 27 SEP 2014

Start Time: 17:30 / End Time: 18:55

Match No.: 24

Match Statistics

경기 통계

Match Duration: 1h 25m

Spectators: 2200

P3

KOR vs QAT


3 0

Teams	Sets	1	2	3	Total
KOR	3	25	25	25	75
QAT	0	22	19	22	63
	Playing Time	25m	26m	28m	1h 19m


First Referee: WANG Ning (CHN)

Second Referee: INDO Tomokazu (JPN)


QAT - Qatar

Scoring Spike

Limit
15.00%

Rk	No	Name	Spikes	Faults	Shots	Total Attempts	Eff %
1	12	HAMMAD Mubarak	9	3	5	17	35.29
2	6	CHIGBO John	5	2	5	12	25.00
	4	RIBERO Renan	4	3	4	11	
	2	MOHAMED Jumah	5	-	5	10	
	10	SADIKH Ndir	-	1	7	8	
	16	IBRAHIM Ibrahim	3	2	2	7	
	9	BAIRAMI Ali	1	-	1	2	
	11	DIAB Ahmad	-	1	-	1	
	3	STEVANOVIC Milos	-	-	-	-	
	5	SAAD Sulaiman	-	-	-	-	
	15	ABUWATFA Mohammed	-	-	-	-	
	19	EBRAHIM Mohammed	-	-	-	-	
Team Totals			27	12	29	68	22.06

Scoring Block


Rk	No	Name	Kill Blocks	Faults	Rebounds	Total Attempts	Avg by Set
1	16	IBRAHIM Ibrahim	3	2	1	6	1.00
1	4	RIBERO Renan	3	3	-	6	1.00
3	12	HAMMAD Mubarak	1	2	1	4	0.33
3	3	STEVANOVIC Milos	1	-	1	2	0.33
3	9	BAIRAMI Ali	1	-	-	1	0.33
6	10	SADIKH Ndir	-	3	2	5	0.00
6	6	CHIGBO John	-	3	1	4	0.00
6	2	MOHAMED Jumah	-	1	-	1	0.00
6	15	ABUWATFA Mohammed	-	1	-	1	0.00
	5	SAAD Sulaiman	-	-	-	-	
	11	DIAB Ahmad	-	-	-	-	
	19	EBRAHIM Mohammed	-	-	-	-	
Team Totals			9	15	6	30	3.00

Scoring Service


Rk	No	Name	Aces	Faults	Serve Hits	Total Attempts	Avg by Set
1	15	ABUWATFA Mohammed	2	2	3	7	0.67
2	3	STEVANOVIC Milos	1	2	2	5	0.33
3	4	RIBERO Renan	-	-	11	11	0.00
3	6	CHIGBO John	-	2	8	10	0.00
3	2	MOHAMED Jumah	-	-	9	9	0.00
3	16	IBRAHIM Ibrahim	-	3	6	9	0.00
3	12	HAMMAD Mubarak	-	1	6	7	0.00
3	9	BAIRAMI Ali	-	1	3	4	0.00
3	11	DIAB Ahmad	-	-	1	1	0.00
3	10	SADIKH Ndir	-	1	-	1	0.00
	5	SAAD Sulaiman	-	-	-	-	
	19	EBRAHIM Mohammed	-	-	-	-	
Team Totals			3	12	49	64	1.00

Team
Opponent Errors & Team Faults

24

Timing and Results provided by Tissot



SAT 27 SEP 2014
Start Time: 17:30 / End Time: 18:55

Match No.: 24

Match Statistics

경기 통계

Match Duration: 1h 25m
Spectators: 2200

P3


KOR vs QAT
3 0

Teams	Sets	1	2	3	Total
KOR	3	25	25	25	75
QAT	0	22	19	22	63
	Playing Time	25m	26m	28m	1h 19m


First Referee: WANG Ning (CHN)

Second Referee: INDO Tomokazu (JPN)

QAT - Qatar

Non-Scoring Dig


Rk	No	Name	Digs	Faults	Receptions	Total Attempts	Avg by Set
1	2	MOHAMED Jumah	3	-	3	6	1.00
2	5	SAAD Sulaiman	1	3	-	4	0.33
2	6	CHIGBO John	1	-	-	1	0.33
4	15	ABUWATFA Mohammed	-	3	3	6	0.00
4	3	STEVANOVIC Milos	-	3	1	4	0.00
4	4	RIBERO Renan	-	2	1	3	0.00
4	12	HAMMAD Mubarak	-	-	1	1	0.00
4	16	IBRAHIM Ibrahim	-	-	1	1	0.00
4	9	BAIRAMI Ali	-	1	-	1	0.00
	10	SADIKH Ndir	-	-	-	-	-
	11	DIAB Ahmad	-	-	-	-	-
	19	EBRAHIM Mohammed	-	-	-	-	-
Team Totals			5	12	10	27	1.67

Non-Scoring Set


Rk	No	Name	Running Sets	Faults	Still Sets	Total Attempts	Avg by Set
1	3	STEVANOVIC Milos	17	-	20	37	5.67
2	15	ABUWATFA Mohammed	7	-	11	18	2.33
3	2	MOHAMED Jumah	1	-	1	2	0.33
4	5	SAAD Sulaiman	-	-	4	4	0.00
4	16	IBRAHIM Ibrahim	-	-	2	2	0.00
4	12	HAMMAD Mubarak	-	-	1	1	0.00
	4	RIBERO Renan	-	-	-	-	-
	6	CHIGBO John	-	-	-	-	-
	9	BAIRAMI Ali	-	-	-	-	-
	10	SADIKH Ndir	-	-	-	-	-
	11	DIAB Ahmad	-	-	-	-	-
	19	EBRAHIM Mohammed	-	-	-	-	-
Team Totals			25		39	64	8.33

Non-Scoring Reception

Limit
25.00%

Rk	No	Name	Excellents	Faults	Serve Receptions	Total Attempts	Succ %
1	2	MOHAMED Jumah	8	1	5	14	57.14
2	5	SAAD Sulaiman	13	3	11	27	48.15
3	4	RIBERO Renan	7	1	7	15	46.67
	9	BAIRAMI Ali	-	-	2	2	-
	10	SADIKH Ndir	-	-	2	2	-
	3	STEVANOVIC Milos	-	-	-	-	-
	6	CHIGBO John	-	-	-	-	-
	11	DIAB Ahmad	-	-	-	-	-
	12	HAMMAD Mubarak	-	-	-	-	-
	15	ABUWATFA Mohammed	-	-	-	-	-
	16	IBRAHIM Ibrahim	-	-	-	-	-
	19	EBRAHIM Mohammed	-	-	-	-	-
Team Totals			28	5	27	60	46.67

LEGEND Avg Average Eff% Efficiency Rk Rank Succ% Success %

Timing and Results provided by Tissot



Results Table - Preliminary Round

결과표 - 조별리그

As of SAT 27 SEP 2014 at 19:02

P4

Pool A				Points per Set					Total Points	Match Duration	Spectators
Match	Date	Teams	Sets	1	2	3	4	5			
2	20 SEP 2014	KOR vs KAZ	3 - 0	25 - 16	25 - 21	25 - 23			75 - 60	1h 18m	4,000
4	21 SEP 2014	TPE vs QAT	0 - 3	21 - 25	17 - 25	21 - 25			59 - 75	1h 15m	290
10	23 SEP 2014	KAZ vs QAT	0 - 3	23 - 25	22 - 25	21 - 25			66 - 75	1h 24m	230
15	24 SEP 2014	KOR vs TPE	3 - 0	25 - 22	25 - 18	25 - 20			75 - 60	1h 23m	4,000
19	26 SEP 2014	TPE vs KAZ	3 - 2	25 - 23	17 - 25	25 - 21	23 - 25	15 - 10	105 - 104	1h 54m	2,000
24	27 SEP 2014	KOR vs QAT	3 - 0	25 - 22	25 - 19	25 - 22			75 - 63	1h 25m	2,200

Pool B				Points per Set					Total Points	Match Duration	Spectators
Match	Date	Teams	Sets	1	2	3	4	5			
1	20 SEP 2014	PAK vs KUW	0 - 3	22 - 25	21 - 25	16 - 25			59 - 75	1h 24m	1,000
5	21 SEP 2014	JPN vs KSA	3 - 0	25 - 15	25 - 14	25 - 12			75 - 41	1h 09m	280
7	22 SEP 2014	KUW vs KSA	3 - 0	27 - 25	25 - 23	25 - 20			77 - 68	1h 34m	1,000
11	23 SEP 2014	PAK vs JPN	0 - 3	23 - 25	23 - 25	23 - 25			69 - 75	1h 22m	367
16	25 SEP 2014	JPN vs KUW	3 - 1	25 - 15	22 - 25	25 - 15	25 - 17		97 - 72	1h 46m	600
21	26 SEP 2014	KSA vs PAK	3 - 0	25 - 15	25 - 20	25 - 23			75 - 58	1h 14m	165

Pool C				Points per Set					Total Points	Match Duration	Spectators
Match	Date	Teams	Sets	1	2	3	4	5			
3	20 SEP 2014	IND vs HKG	3 - 1	23 - 25	25 - 18	25 - 16	25 - 21		98 - 80	1h 39m	210
8	22 SEP 2014	MDV vs HKG	0 - 3	19 - 25	22 - 25	18 - 25			59 - 75	1h 14m	300
13	24 SEP 2014	IND vs MDV	3 - 0	25 - 10	25 - 19	25 - 17			75 - 46	1h 06m	250
17	25 SEP 2014	HKG vs IRI	0 - 3	16 - 25	17 - 25	12 - 25			45 - 75	1h 08m	700
20	26 SEP 2014	IRI vs IND	3 - 0	25 - 22	25 - 22	25 - 18			75 - 62	1h 17m	350
23	27 SEP 2014	IRI vs MDV	3 - 0	25 - 10	25 - 19	25 - 21			75 - 50	1h 08m	550

Pool D				Points per Set					Total Points	Match Duration	Spectators
Match	Date	Teams	Sets	1	2	3	4	5			
6	21 SEP 2014	MYA vs CHN	0 - 3	11 - 25	12 - 25	18 - 25			41 - 75	1h 05m	350
9	22 SEP 2014	THA vs TKM	3 - 0	25 - 22	25 - 16	25 - 17			75 - 55	1h 14m	300
12	23 SEP 2014	CHN vs TKM	3 - 0	25 - 15	25 - 8	25 - 10			75 - 33	1h 01m	380
14	24 SEP 2014	MYA vs THA	0 - 3	14 - 25	17 - 25	20 - 25			51 - 75	1h 08m	250
18	25 SEP 2014	THA vs CHN	0 - 3	16 - 25	19 - 25	22 - 25			57 - 75	1h 16m	600
22	27 SEP 2014	TKM vs MYA	3 - 1	25 - 17	27 - 25	19 - 25	25 - 22		96 - 89	1h 50m	230

Pool E				Points per Set					Total Points	Match Duration	Spectators
Match	Date	Teams	Sets	1	2	3	4	5			
25	28 SEP 2014	QAT vs IRI									
26	28 SEP 2014	KOR vs IND									
35	29 SEP 2014	QAT vs IND									
36	29 SEP 2014	KOR vs IRI									

Pool F				Points per Set					Total Points	Match Duration	Spectators
Match	Date	Teams	Sets	1	2	3	4	5			
27	28 SEP 2014	JPN vs THA									
28	28 SEP 2014	KUW vs CHN									
33	29 SEP 2014	KUW vs THA									
34	29 SEP 2014	JPN vs CHN									

Pool G				Points per Set					Total Points	Match Duration	Spectators
Match	Date	Teams	Sets	1	2	3	4	5			
29	28 SEP 2014	KAZ vs HKG									
30	28 SEP 2014	TPE vs MDV									
37	29 SEP 2014	KAZ vs MDV									
38	29 SEP 2014	TPE vs HKG									

Pool H				Points per Set					Total Points	Match Duration	Spectators
Match	Date	Teams	Sets	1	2	3	4	5			
31	28 SEP 2014	PAK vs TKM									
32	28 SEP 2014	KSA vs MYA									
39	29 SEP 2014	PAK vs MYA									
40	29 SEP 2014	KSA vs TKM									

Preliminary Round

Timing and Results provided by Tissot

Results Table - Preliminary Round

결과표 - 조별리그

As of SAT 27 SEP 2014 at 19:02

Statistics of	Average match duration	Average spectators	Total spectators
	1h 21m	858	20.602

Pool A																	
Rank	Team	Ranking Points	Matches			Results Details						Sets			Points		
			Played	Won	Lost	3-0	3-1	3-2	2-3	1-3	0-3	Won	Lost	Ratio	Won	Lost	Ratio
1	KOR	9	3	3	0	3						9	0	MAX	225	183	1.230
2	QAT	6	3	2	1	2					1	6	3	2.000	213	200	1.065
3	TPE	2	3	1	2			1			2	3	8	0.375	224	254	0.882
4	KAZ	1	3	0	3				1		2	2	9	0.222	230	255	0.902

Pool B																	
Rank	Team	Ranking Points	Matches			Results Details						Sets			Points		
			Played	Won	Lost	3-0	3-1	3-2	2-3	1-3	0-3	Won	Lost	Ratio	Won	Lost	Ratio
1	JPN	9	3	3	0	2	1					9	1	9.000	247	182	1.357
2	KUW	6	3	2	1	2				1		7	3	2.333	224	224	1.000
3	KSA	3	3	1	2	1					2	3	6	0.500	184	210	0.876
4	PAK	0	3	0	3						3	0	9	0.000	186	225	0.827

Pool C																	
Rank	Team	Ranking Points	Matches			Results Details						Sets			Points		
			Played	Won	Lost	3-0	3-1	3-2	2-3	1-3	0-3	Won	Lost	Ratio	Won	Lost	Ratio
1	IRI	9	3	3	0	3						9	0	MAX	225	157	1.433
2	IND	6	3	2	1	1	1				1	6	4	1.500	235	201	1.169
3	HKG	3	3	1	2	1				1	1	4	6	0.667	200	232	0.862
4	MDV	0	3	0	3						3	0	9	0.000	155	225	0.689

Pool D																	
Rank	Team	Ranking Points	Matches			Results Details						Sets			Points		
			Played	Won	Lost	3-0	3-1	3-2	2-3	1-3	0-3	Won	Lost	Ratio	Won	Lost	Ratio
1	CHN	9	3	3	0	3						9	0	MAX	225	131	1.718
2	THA	6	3	2	1	2					1	6	3	2.000	207	181	1.144
3	TKM	3	3	1	2		1				2	3	7	0.429	184	239	0.770
4	MYA	0	3	0	3					1	2	1	9	0.111	181	246	0.736

Pool E																	
Rank	Team	Ranking Points	Matches			Results Details						Sets			Points		
			Played	Won	Lost	3-0	3-1	3-2	2-3	1-3	0-3	Won	Lost	Ratio	Won	Lost	Ratio
	IRI																
	IND																
	QAT																
	KOR																

Pool F																	
Rank	Team	Ranking Points	Matches			Results Details						Sets			Points		
			Played	Won	Lost	3-0	3-1	3-2	2-3	1-3	0-3	Won	Lost	Ratio	Won	Lost	Ratio
	THA																
	JPN																
	CHN																
	KUW																

Pool G																	
Rank	Team	Ranking Points	Matches			Results Details						Sets			Points		
			Played	Won	Lost	3-0	3-1	3-2	2-3	1-3	0-3	Won	Lost	Ratio	Won	Lost	Ratio
	KAZ																
	MDV																
	HKG																
	TPE																

Pool H																	
Rank	Team	Ranking Points	Matches			Results Details						Sets			Points		
			Played	Won	Lost	3-0	3-1	3-2	2-3	1-3	0-3	Won	Lost	Ratio	Won	Lost	Ratio
	KSA																
	PAK																
	TKM																
	MYA																

LEGEND																	
MAX Ratio with no points or sets lost Ratio Ratio of points or sets won/lost																	

Timing and Results provided by Tissot





Cumulative Statistics by Skills


스킬별 누적통계

IRI - Iran

AFTER 3 MATCHES

Scoring Spike	No	Name	Spikes	Faults	Shots	Total Attempts	Eff %	
	1	MAHMOUDI KHATOUNABADI Shahram	47	12	19	78	44.87	
	2	EBADIPOUR GHARAHASSANLOU Milad	23	8	8	39	38.46	
	4	MAROUFLAKRANI Mirsaeid	4	3	1	8	12.50	
	5	GHAEMI Farhad	6	1	5	12	41.67	
	6	MOUSAVI ERAGHI Seyed Mohammad	-	-	-	-	0.00	
	7	FAYAZI DAMNABI Pourya	19	4	15	38	39.47	
	8	ZARIF AHANGARAN VARZANDEH Farhad	-	-	-	-	0.00	
	9	GHOLAMI Adel	6	1	1	8	62.50	
	10	GHAFOUR Amir	8	-	2	10	80.00	
	12	MIRZAJANPOURMOUZIRAJI Mojtaba	4	1	3	8	37.50	
	13	MAHDAVI Mehdi	2	1	1	4	25.00	
	15	TASHAKORI Armin	10	2	5	17	47.06	
	Team Totals			129	33	60	222	43.24

Scoring Block	No	Name	Kill Blocks	Faults	Rebounds	Total Attempts	Avg by Set	
	1	MAHMOUDI KHATOUNABADI Shahram	3	5	4	12	0.33	
	2	EBADIPOUR GHARAHASSANLOU Milad	3	2	3	8	0.33	
	4	MAROUFLAKRANI Mirsaeid	-	1	1	2	0.00	
	5	GHAEMI Farhad	-	3	1	4	0.00	
	6	MOUSAVI ERAGHI Seyed Mohammad	-	-	-	-	0.00	
	7	FAYAZI DAMNABI Pourya	1	3	6	10	0.11	
	8	ZARIF AHANGARAN VARZANDEH Farhad	-	-	-	-	0.00	
	9	GHOLAMI Adel	1	8	6	15	0.11	
	10	GHAFOUR Amir	4	3	2	9	0.44	
	12	MIRZAJANPOURMOUZIRAJI Mojtaba	-	5	1	6	0.00	
	13	MAHDAVI Mehdi	-	4	1	5	0.00	
	15	TASHAKORI Armin	-	8	9	17	0.00	
	Team Totals			12	42	34	88	1.33

Scoring Service	No	Name	Aces	Faults	Serve Hits	Total Attempts	Avg by Set	
	1	MAHMOUDI KHATOUNABADI Shahram	4	2	18	24	0.44	
	2	EBADIPOUR GHARAHASSANLOU Milad	3	4	23	30	0.33	
	4	MAROUFLAKRANI Mirsaeid	-	2	14	16	0.00	
	5	GHAEMI Farhad	6	5	13	24	0.67	
	6	MOUSAVI ERAGHI Seyed Mohammad	-	-	-	-	0.00	
	7	FAYAZI DAMNABI Pourya	5	7	8	20	0.56	
	8	ZARIF AHANGARAN VARZANDEH Farhad	-	-	-	-	0.00	
	9	GHOLAMI Adel	3	2	20	25	0.33	
	10	GHAFOUR Amir	4	4	5	13	0.44	
	12	MIRZAJANPOURMOUZIRAJI Mojtaba	-	3	6	9	0.00	
	13	MAHDAVI Mehdi	2	-	31	33	0.22	
	15	TASHAKORI Armin	2	3	20	25	0.22	
	Team Totals			29	32	158	219	3.22

Team	Opponent Errors & Team Faults	55	1
------	-------------------------------	----	---





Cumulative Statistics by Skills


스킬별 누적통계

IRI - Iran

AFTER 3 MATCHES

Non-Scoring Dig	No	Name	Digs	Faults	Receptions	Total Attempts	Avg by Set	
	1	MAHMOUDI KHATOUNABADI Shahram	-	1	12	13	0.00	
	2	EBADIPOUR GHARAHASSANLOU Milad	1	3	9	13	0.11	
	4	MAROUFLAKRANI Mirsaeid	-	1	9	10	0.00	
	5	GHAEMI Farhad	-	-	5	5	0.00	
	6	MOUSAVI ERAGHI Seyed Mohammad	-	-	-	-	0.00	
	7	FAYAZI DAMNABI Pourya	1	2	13	16	0.11	
	8	ZARIF AHANGARAN VARZANDEH Farhad	3	5	20	28	0.33	
	9	GHOLAMI Adel	-	-	4	4	0.00	
	10	GHAFOUR Amir	-	1	5	6	0.00	
	12	MIRZAJANPOURMOUZIRAJI Mojtaba	-	-	3	3	0.00	
	13	MAHDAVI Mehdi	2	2	8	12	0.22	
	15	TASHAKORI Armin	-	1	5	6	0.00	
	Team Totals			7	16	93	116	0.78

Non-Scoring Set	No	Name	Running Sets	Faults	Still Sets	Total Attempts	Avg by Set	
	1	MAHMOUDI KHATOUNABADI Shahram	1	-	1	2	0.11	
	2	EBADIPOUR GHARAHASSANLOU Milad	1	-	1	2	0.11	
	4	MAROUFLAKRANI Mirsaeid	45	-	21	66	5.00	
	5	GHAEMI Farhad	-	-	2	2	0.00	
	6	MOUSAVI ERAGHI Seyed Mohammad	-	-	-	-	0.00	
	7	FAYAZI DAMNABI Pourya	-	-	7	7	0.00	
	8	ZARIF AHANGARAN VARZANDEH Farhad	1	-	8	9	0.11	
	9	GHOLAMI Adel	-	-	7	7	0.00	
	10	GHAFOUR Amir	3	-	-	3	0.33	
	12	MIRZAJANPOURMOUZIRAJI Mojtaba	-	-	-	-	0.00	
	13	MAHDAVI Mehdi	60	-	42	102	6.67	
	15	TASHAKORI Armin	2	-	1	3	0.22	
	Team Totals			113	-	90	203	12.56

Non-Scoring Reception	No	Name	Excellents	Faults	Serve Receptions	Total Attempts	Succ %	
	1	MAHMOUDI KHATOUNABADI Shahram	-	1	-	1	0.00	
	2	EBADIPOUR GHARAHASSANLOU Milad	21	3	16	40	52.50	
	4	MAROUFLAKRANI Mirsaeid	-	-	-	-	0.00	
	5	GHAEMI Farhad	3	1	4	8	37.50	
	6	MOUSAVI ERAGHI Seyed Mohammad	-	-	-	-	0.00	
	7	FAYAZI DAMNABI Pourya	11	1	15	27	40.74	
	8	ZARIF AHANGARAN VARZANDEH Farhad	24	2	19	45	53.33	
	9	GHOLAMI Adel	-	1	-	1	0.00	
	10	GHAFOUR Amir	-	-	-	-	0.00	
	12	MIRZAJANPOURMOUZIRAJI Mojtaba	3	1	9	13	23.08	
	13	MAHDAVI Mehdi	-	-	-	-	0.00	
	15	TASHAKORI Armin	-	1	-	1	0.00	
	Team Totals			62	11	63	136	45.59

LEGEND			
Avg	Eff%	Succ%	
Average	Efficiency	Success %	

Timing and Results provided by Tissot





Cumulative Statistics by Skills


스킬별 누적통계

MDV - Maldives

AFTER 3 MATCHES

Scoring Spike	No	Name	Spikes	Faults	Shots	Total Attempts	Eff %	
	2	AHSAN Mohamed	-	2	3	5	0.00	
	3	ABDULLA Junaid	-	-	-	-	0.00	
	5	SAEED Hussain	3	1	6	10	20.00	
	8	MOHAMED Ishan	-	1	-	1	0.00	
	9	SAJID Ismail	23	5	29	57	31.58	
	10	ABDUL KAREEM Ahmed	32	17	17	66	22.73	
	11	NILAAM Hassan	1	-	-	1	100.00	
	12	HUZAAM Ali	28	18	11	57	17.54	
	13	VISAM Hussain	-	-	-	-	0.00	
	14	NABEEL Ahmed	-	-	-	-	0.00	
	15	ADAM Asfag	1	-	-	1	100.00	
	16	SHAIN Mohamed	2	2	5	9	0.00	
	Team Totals			90	46	71	207	21.26

Scoring Block	No	Name	Kill Blocks	Faults	Rebounds	Total Attempts	Avg by Set	
	2	AHSAN Mohamed	2	7	7	16	0.22	
	3	ABDULLA Junaid	-	-	-	-	0.00	
	5	SAEED Hussain	-	6	4	10	0.00	
	8	MOHAMED Ishan	-	6	2	8	0.00	
	9	SAJID Ismail	3	9	2	14	0.33	
	10	ABDUL KAREEM Ahmed	1	6	3	10	0.11	
	11	NILAAM Hassan	-	1	-	1	0.00	
	12	HUZAAM Ali	2	3	-	5	0.22	
	13	VISAM Hussain	-	-	-	-	0.00	
	14	NABEEL Ahmed	-	-	-	-	0.00	
	15	ADAM Asfag	1	-	-	1	0.11	
	16	SHAIN Mohamed	-	3	-	3	0.00	
	Team Totals			9	41	18	68	1.00

Scoring Service	No	Name	Aces	Faults	Serve Hits	Total Attempts	Avg by Set	
	2	AHSAN Mohamed	-	2	20	22	0.00	
	3	ABDULLA Junaid	-	-	-	-	0.00	
	5	SAEED Hussain	1	3	16	20	0.11	
	8	MOHAMED Ishan	1	6	24	31	0.11	
	9	SAJID Ismail	3	5	24	32	0.33	
	10	ABDUL KAREEM Ahmed	2	8	14	24	0.22	
	11	NILAAM Hassan	-	-	-	-	0.00	
	12	HUZAAM Ali	-	4	18	22	0.00	
	13	VISAM Hussain	-	1	1	2	0.00	
	14	NABEEL Ahmed	-	-	-	-	0.00	
	15	ADAM Asfag	-	-	2	2	0.00	
	16	SHAIN Mohamed	1	1	5	7	0.11	
	Team Totals			8	30	124	162	0.89

Team	Opponent Errors & Team Faults	48	4
-------------	--	----	---





Cumulative Statistics by Skills


스킬별 누적통계

MDV - Maldives

AFTER 3 MATCHES

Non-Scoring Dig	No	Name	Digs	Faults	Receptions	Total Attempts	Avg by Set	
	2	AHSAN Mohamed	1	2	7	10	0.11	
	3	ABDULLA Junaid	-	7	15	22	0.00	
	5	SAEED Hussain	-	1	2	3	0.00	
	8	MOHAMED Ishan	-	4	8	12	0.00	
	9	SAJID Ismail	-	5	13	18	0.00	
	10	ABDUL KAREEM Ahmed	-	2	10	12	0.00	
	11	NILAAM Hassan	-	-	-	-	0.00	
	12	HUZAAM Ali	1	4	9	14	0.11	
	13	VISAM Hussain	-	2	-	2	0.00	
	14	NABEEL Ahmed	3	4	4	11	0.33	
	15	ADAM Asfag	-	1	1	2	0.00	
	16	SHAIN Mohamed	-	-	3	3	0.00	
	Team Totals			5	32	72	109	0.56

Non-Scoring Set	No	Name	Running Sets	Faults	Still Sets	Total Attempts	Avg by Set	
	2	AHSAN Mohamed	2	1	7	10	0.22	
	3	ABDULLA Junaid	-	-	4	4	0.00	
	5	SAEED Hussain	3	1	2	6	0.33	
	8	MOHAMED Ishan	71	-	88	159	7.89	
	9	SAJID Ismail	3	-	2	5	0.33	
	10	ABDUL KAREEM Ahmed	-	-	1	1	0.00	
	11	NILAAM Hassan	-	-	-	-	0.00	
	12	HUZAAM Ali	-	-	2	2	0.00	
	13	VISAM Hussain	9	-	10	19	1.00	
	14	NABEEL Ahmed	-	-	-	-	0.00	
	15	ADAM Asfag	-	-	1	1	0.00	
	16	SHAIN Mohamed	-	-	-	-	0.00	
	Team Totals			88	2	117	207	9.78

Non-Scoring Reception	No	Name	Excellents	Faults	Serve Receptions	Total Attempts	Succ %	
	2	AHSAN Mohamed	-	-	2	2	0.00	
	3	ABDULLA Junaid	15	4	33	52	28.85	
	5	SAEED Hussain	-	-	1	1	0.00	
	8	MOHAMED Ishan	-	-	-	-	0.00	
	9	SAJID Ismail	13	8	33	54	24.07	
	10	ABDUL KAREEM Ahmed	-	-	-	-	0.00	
	11	NILAAM Hassan	-	-	-	-	0.00	
	12	HUZAAM Ali	13	4	28	45	28.89	
	13	VISAM Hussain	-	-	-	-	0.00	
	14	NABEEL Ahmed	2	1	6	9	22.22	
	15	ADAM Asfag	1	-	4	5	20.00	
	16	SHAIN Mohamed	2	1	4	7	28.57	
	Team Totals			46	18	111	175	26.29

LEGEND			
Avg	Eff%	Succ%	
Average	Efficiency	Success %	

Timing and Results provided by Tissot





Cumulative Statistics by Skills


스킬별 누적통계

MYA - Myanmar

AFTER 3 MATCHES

Scoring Spike	No	Name	Spikes	Faults	Shots	Total Attempts	Eff %	
	1	NAY Lin Aung	-	1	-	1	0.00	
	2	KYAW Kyaw Htway	4	2	5	11	18.18	
	3	ZAW Myo	9	18	5	32	0.00	
	4	MYO Min Oo	4	2	4	10	20.00	
	5	WIN Tun Oo	27	15	31	73	16.44	
	7	KHWE Char Maung	-	-	-	-	0.00	
	9	DO Mae Ni Ko	10	6	14	30	13.33	
	11	AUNG Thu	45	22	22	89	25.84	
	12	YAN Lin Aung	3	1	1	5	40.00	
	17	THWIN Htoo Zin	9	6	7	22	13.64	
	18	NAY Lin Aung	-	-	-	-	0.00	
	Team Totals			111	73	89	273	13.92

Scoring Block	No	Name	Kill Blocks	Faults	Rebounds	Total Attempts	Avg by Set	
	1	NAY Lin Aung	-	-	1	1	0.00	
	2	KYAW Kyaw Htway	3	3	5	11	0.30	
	3	ZAW Myo	3	5	2	10	0.30	
	4	MYO Min Oo	2	3	3	8	0.20	
	5	WIN Tun Oo	3	7	4	14	0.30	
	7	KHWE Char Maung	-	-	-	-	0.00	
	9	DO Mae Ni Ko	3	11	11	25	0.30	
	11	AUNG Thu	4	5	9	18	0.40	
	12	YAN Lin Aung	1	-	2	3	0.10	
	17	THWIN Htoo Zin	-	10	4	14	0.00	
	18	NAY Lin Aung	-	-	-	-	0.00	
	Team Totals			19	44	41	104	1.90

Scoring Service	No	Name	Aces	Faults	Serve Hits	Total Attempts	Avg by Set	
	1	NAY Lin Aung	-	-	-	-	0.00	
	2	KYAW Kyaw Htway	-	-	35	35	0.00	
	3	ZAW Myo	-	4	17	21	0.00	
	4	MYO Min Oo	-	1	3	4	0.00	
	5	WIN Tun Oo	1	6	16	23	0.10	
	7	KHWE Char Maung	-	-	1	1	0.00	
	9	DO Mae Ni Ko	1	4	21	26	0.10	
	11	AUNG Thu	8	9	25	42	0.80	
	12	YAN Lin Aung	-	4	6	10	0.00	
	17	THWIN Htoo Zin	1	1	23	25	0.10	
	18	NAY Lin Aung	-	-	-	-	0.00	
	Team Totals			11	29	147	187	1.10

Team	Opponent Errors & Team Faults		
		40	2





Cumulative Statistics by Skills


스킬별 누적통계

MYA - Myanmar

AFTER 3 MATCHES

Non-Scoring Dig	No	Name	Digs	Faults	Receptions	Total Attempts	Avg by Set
	1	NAY Lin Aung	-	1	-	1	0.00
	2	KYAW Kyaw Htway	2	9	9	20	0.20
	3	ZAW Myo	-	3	15	18	0.00
	4	MYO Min Oo	-	-	-	-	0.00
	5	WIN Tun Oo	2	2	20	24	0.20
	7	KHWE Char Maung	-	-	-	-	0.00
	9	DO Mae Ni Ko	-	1	6	7	0.00
	11	AUNG Thu	3	3	19	25	0.30
	12	YAN Lin Aung	1	3	-	4	0.10
	17	THWIN Htoo Zin	-	1	2	3	0.00
18	NAY Lin Aung	3	11	29	43	0.30	
Team Totals			11	34	100	145	1.10

Non-Scoring Set	No	Name	Running Sets	Faults	Still Sets	Total Attempts	Avg by Set
	1	NAY Lin Aung	-	-	1	1	0.00
	2	KYAW Kyaw Htway	91	1	109	201	9.10
	3	ZAW Myo	3	-	3	6	0.30
	4	MYO Min Oo	-	-	1	1	0.00
	5	WIN Tun Oo	-	-	7	7	0.00
	7	KHWE Char Maung	2	-	4	6	0.20
	9	DO Mae Ni Ko	1	-	3	4	0.10
	11	AUNG Thu	2	-	9	11	0.20
	12	YAN Lin Aung	1	-	-	1	0.10
	17	THWIN Htoo Zin	-	-	2	2	0.00
18	NAY Lin Aung	2	-	8	10	0.20	
Team Totals			102	1	147	250	10.20

Non-Scoring Reception	No	Name	Excellents	Faults	Serve Receptions	Total Attempts	Succ %
	1	NAY Lin Aung	-	-	1	1	0.00
	2	KYAW Kyaw Htway	-	-	-	-	0.00
	3	ZAW Myo	8	5	20	33	24.24
	4	MYO Min Oo	-	-	1	1	0.00
	5	WIN Tun Oo	-	3	8	11	0.00
	7	KHWE Char Maung	-	-	-	-	0.00
	9	DO Mae Ni Ko	-	-	1	1	0.00
	11	AUNG Thu	36	5	79	120	30.00
	12	YAN Lin Aung	-	-	-	-	0.00
	17	THWIN Htoo Zin	-	-	2	2	0.00
18	NAY Lin Aung	8	3	25	36	22.22	
Team Totals			52	16	137	205	25.37

LEGEND			
Avg	Eff%	Succ%	
Average	Efficiency	Success %	

Timing and Results provided by Tissot





Cumulative Statistics by Skills


스킬별 누적통계

QAT - Qatar

AFTER 3 MATCHES

Scoring Spike	No	Name	Spikes	Faults	Shots	Total Attempts	Eff %
	2	MOHAMED Jumah	19	4	17	40	37.50
	3	STEVANOVIC Milos	1	-	2	3	33.33
	4	RIBERO Renan	5	4	6	15	6.67
	5	SAAD Sulaiman	-	-	-	-	0.00
	6	CHIGBO John	22	5	10	37	45.95
	9	BAIRAMI Ali	2	1	1	4	25.00
	10	SADIKH Ndir	22	9	19	50	26.00
	11	DIAB Ahmad	-	1	-	1	0.00
	12	HAMMAD Mubarak	24	8	17	49	32.65
	15	ABUWATFA Mohammed	-	-	-	-	0.00
	16	IBRAHIM Ibrahim	14	4	11	29	34.48
	19	EBRAHIM Mohammed	1	-	-	1	100.00
	Team Totals			110	36	83	229

Scoring Block	No	Name	Kill Blocks	Faults	Rebounds	Total Attempts	Avg by Set
	2	MOHAMED Jumah	3	3	5	11	0.33
	3	STEVANOVIC Milos	4	-	4	8	0.44
	4	RIBERO Renan	4	5	1	10	0.44
	5	SAAD Sulaiman	-	-	-	-	0.00
	6	CHIGBO John	3	8	6	17	0.33
	9	BAIRAMI Ali	1	-	-	1	0.11
	10	SADIKH Ndir	2	6	4	12	0.22
	11	DIAB Ahmad	-	-	-	-	0.00
	12	HAMMAD Mubarak	7	11	6	24	0.78
	15	ABUWATFA Mohammed	-	1	-	1	0.00
	16	IBRAHIM Ibrahim	11	10	5	26	1.22
	19	EBRAHIM Mohammed	-	-	-	-	0.00
	Team Totals			35	44	31	110

Scoring Service	No	Name	Aces	Faults	Serve Hits	Total Attempts	Avg by Set
	2	MOHAMED Jumah	-	2	29	31	0.00
	3	STEVANOVIC Milos	3	8	21	32	0.33
	4	RIBERO Renan	-	-	14	14	0.00
	5	SAAD Sulaiman	-	-	-	-	0.00
	6	CHIGBO John	1	3	30	34	0.11
	9	BAIRAMI Ali	-	2	6	8	0.00
	10	SADIKH Ndir	-	3	17	20	0.00
	11	DIAB Ahmad	-	-	1	1	0.00
	12	HAMMAD Mubarak	-	1	20	21	0.00
	15	ABUWATFA Mohammed	2	3	9	14	0.22
	16	IBRAHIM Ibrahim	4	9	21	34	0.44
	19	EBRAHIM Mohammed	-	-	-	-	0.00
	Team Totals			10	31	168	209

Team	Opponent Errors & Team Faults	58	1
------	-------------------------------	----	---





Cumulative Statistics by Skills


스킬별 누적통계

QAT - Qatar

AFTER 3 MATCHES

Non-Scoring Dig	No	Name	Digs	Faults	Receptions	Total Attempts	Avg by Set
	2	MOHAMED Jumah	5	2	12	19	0.56
	3	STEVANOVIC Milos	-	4	11	15	0.00
	4	RIBERO Renan	-	2	1	3	0.00
	5	SAAD Sulaiman	10	8	13	31	1.11
	6	CHIGBO John	2	1	2	5	0.22
	9	BAIRAMI Ali	1	1	-	2	0.11
	10	SADIKH Ndir	1	4	13	18	0.11
	11	DIAB Ahmad	-	-	-	-	0.00
	12	HAMMAD Mubarak	1	1	4	6	0.11
	15	ABUWATFA Mohammed	-	3	3	6	0.00
	16	IBRAHIM Ibrahim	1	3	6	10	0.11
	19	EBRAHIM Mohammed	-	-	-	-	0.00
	Team Totals			21	29	65	115

Non-Scoring Set	No	Name	Running Sets	Faults	Still Sets	Total Attempts	Avg by Set
	2	MOHAMED Jumah	1	-	3	4	0.11
	3	STEVANOVIC Milos	83	1	79	163	9.22
	4	RIBERO Renan	-	-	-	-	0.00
	5	SAAD Sulaiman	4	-	7	11	0.44
	6	CHIGBO John	-	-	3	3	0.00
	9	BAIRAMI Ali	1	-	-	1	0.11
	10	SADIKH Ndir	-	-	2	2	0.00
	11	DIAB Ahmad	-	-	-	-	0.00
	12	HAMMAD Mubarak	-	-	1	1	0.00
	15	ABUWATFA Mohammed	15	-	20	35	1.67
	16	IBRAHIM Ibrahim	-	-	3	3	0.00
	19	EBRAHIM Mohammed	-	-	-	-	0.00
	Team Totals			104	1	118	223

Non-Scoring Reception	No	Name	Excellents	Faults	Serve Receptions	Total Attempts	Succ %
	2	MOHAMED Jumah	19	2	30	51	37.25
	3	STEVANOVIC Milos	-	-	1	1	0.00
	4	RIBERO Renan	9	1	9	19	47.37
	5	SAAD Sulaiman	36	5	23	64	56.25
	6	CHIGBO John	-	-	-	-	0.00
	9	BAIRAMI Ali	-	1	3	4	0.00
	10	SADIKH Ndir	6	-	22	28	21.43
	11	DIAB Ahmad	-	-	-	-	0.00
	12	HAMMAD Mubarak	-	-	-	-	0.00
	15	ABUWATFA Mohammed	-	-	-	-	0.00
	16	IBRAHIM Ibrahim	-	-	-	-	0.00
	19	EBRAHIM Mohammed	-	-	-	-	0.00
	Team Totals			70	9	88	167

LEGEND			
Avg	Eff%	Succ%	
Average	Efficiency	Success %	

Timing and Results provided by Tissot





Cumulative Statistics by Skills


스킬별 누적통계

TKM - Turkmenistan

AFTER 3 MATCHES

Scoring Spike	No	Name	Spikes	Faults	Shots	Total Attempts	Eff %
	1	GYLYCHDURDYEV Gurbanmuhammet	13	8	13	34	14.71
	2	TACHGELDIYEV Berdimammet	-	-	-	-	0.00
	3	ROZMETOV Bahram	17	2	14	33	45.45
	4	GURBANOV Yusup	1	1	1	3	0.00
	5	AZIMOV Merdan	11	5	22	38	15.79
	6	NURYYEV Dovletgeldi	7	11	8	26	0.00
	7	MASSAROV Mekan	11	9	9	29	6.90
	8	NURYYEV Didar	3	4	3	10	0.00
	9	NURYYEV Davut	27	18	33	78	11.54
	10	ARTYKOV Ruslan	4	1	7	12	25.00
	11	MYRATGELDIYEV Begli	1	2	-	3	0.00
	12	GAYYPOV Ezizmyrat	1	-	-	1	100.00
Team Totals			96	61	110	267	13.11

Scoring Block	No	Name	Kill Blocks	Faults	Rebounds	Total Attempts	Avg by Set
	1	GYLYCHDURDYEV Gurbanmuhammet	4	6	11	21	0.40
	2	TACHGELDIYEV Berdimammet	-	-	-	-	0.00
	3	ROZMETOV Bahram	7	16	11	34	0.70
	4	GURBANOV Yusup	-	1	-	1	0.00
	5	AZIMOV Merdan	-	4	-	4	0.00
	6	NURYYEV Dovletgeldi	1	2	2	5	0.10
	7	MASSAROV Mekan	2	4	5	11	0.20
	8	NURYYEV Didar	-	-	-	-	0.00
	9	NURYYEV Davut	-	7	1	8	0.00
	10	ARTYKOV Ruslan	1	8	5	14	0.10
	11	MYRATGELDIYEV Begli	-	-	-	-	0.00
	12	GAYYPOV Ezizmyrat	-	-	1	1	0.00
Team Totals			15	48	36	99	1.50

Scoring Service	No	Name	Aces	Faults	Serve Hits	Total Attempts	Avg by Set
	1	GYLYCHDURDYEV Gurbanmuhammet	2	-	34	36	0.20
	2	TACHGELDIYEV Berdimammet	-	-	-	-	0.00
	3	ROZMETOV Bahram	1	3	21	25	0.10
	4	GURBANOV Yusup	-	1	-	1	0.00
	5	AZIMOV Merdan	-	3	18	21	0.00
	6	NURYYEV Dovletgeldi	-	1	12	13	0.00
	7	MASSAROV Mekan	2	3	17	22	0.20
	8	NURYYEV Didar	-	1	4	5	0.00
	9	NURYYEV Davut	1	2	30	33	0.10
	10	ARTYKOV Ruslan	1	2	21	24	0.10
	11	MYRATGELDIYEV Begli	-	-	1	1	0.00
	12	GAYYPOV Ezizmyrat	-	1	4	5	0.00
Team Totals			7	17	162	186	0.70

Team	Opponent Errors & Team Faults	66	4
-------------	--	----	---





Cumulative Statistics by Skills


스킬별 누적통계

TKM - Turkmenistan

AFTER 3 MATCHES

Non-Scoring Dig	No	Name	Digs	Faults	Receptions	Total Attempts	Avg by Set
	1	GYLYCHDURDYEV Gurbanmuhammet	-	1	5	6	0.00
	2	TACHGELDIYEV Berdimammet	-	11	27	38	0.00
	3	ROZMETOV Bahram	-	2	5	7	0.00
	4	GURBANOV Yusup	-	-	-	-	0.00
	5	AZIMOV Merdan	1	3	18	22	0.10
	6	NURYYEV Dovletgeldi	-	1	5	6	0.00
	7	MASSAROV Mekan	1	5	12	18	0.10
	8	NURYYEV Didar	-	2	2	4	0.00
	9	NURYYEV Davut	3	6	15	24	0.30
	10	ARTYKOV Ruslan	4	6	18	28	0.40
	11	MYRATGELDIYEV Begli	-	-	-	-	0.00
	12	GAYYPOV Ezizmyrat	-	-	-	-	0.00
Team Totals			9	37	107	153	0.90

Non-Scoring Set	No	Name	Running Sets	Faults	Still Sets	Total Attempts	Avg by Set
	1	GYLYCHDURDYEV Gurbanmuhammet	4	-	8	12	0.40
	2	TACHGELDIYEV Berdimammet	4	-	7	11	0.40
	3	ROZMETOV Bahram	1	-	5	6	0.10
	4	GURBANOV Yusup	-	-	-	-	0.00
	5	AZIMOV Merdan	1	-	3	4	0.10
	6	NURYYEV Dovletgeldi	-	-	2	2	0.00
	7	MASSAROV Mekan	-	-	2	2	0.00
	8	NURYYEV Didar	-	-	1	1	0.00
	9	NURYYEV Davut	-	-	2	2	0.00
	10	ARTYKOV Ruslan	77	1	120	198	7.70
	11	MYRATGELDIYEV Begli	-	-	-	-	0.00
	12	GAYYPOV Ezizmyrat	4	2	7	13	0.40
Team Totals			91	3	157	251	9.10

Non-Scoring Reception	No	Name	Excellents	Faults	Serve Receptions	Total Attempts	Succ %
	1	GYLYCHDURDYEV Gurbanmuhammet	-	-	-	-	0.00
	2	TACHGELDIYEV Berdimammet	7	8	31	46	15.22
	3	ROZMETOV Bahram	-	-	6	6	0.00
	4	GURBANOV Yusup	1	3	3	7	14.29
	5	AZIMOV Merdan	14	2	30	46	30.43
	6	NURYYEV Dovletgeldi	-	1	2	3	0.00
	7	MASSAROV Mekan	1	-	-	1	100.00
	8	NURYYEV Didar	1	1	12	14	7.14
	9	NURYYEV Davut	13	2	53	68	19.12
	10	ARTYKOV Ruslan	-	-	-	-	0.00
	11	MYRATGELDIYEV Begli	4	-	1	5	80.00
	12	GAYYPOV Ezizmyrat	-	-	-	-	0.00
Team Totals			41	17	138	196	20.92

LEGEND			
Avg	Eff%	Succ%	
Average	Efficiency	Success %	

Timing and Results provided by Tissot





Cumulative Statistics by Skills


스킬별 누적통계

KOR - Republic of Korea

AFTER 2 MATCHES

Scoring Spike	No	Name	Spikes	Faults	Shots	Total Attempts	Eff %
	1	SONG Myunggeun	-	-	-	-	0.00
	2	HAN Sunsoo	-	-	-	-	0.00
	4	SHIN Yungsuk	5	3	5	13	15.38
	6	LEE Mingyu	-	-	-	-	0.00
	8	PARK Sangha	5	1	6	12	33.33
	9	KWAK Seungsuk	18	6	6	30	40.00
	10	BU Yongchan	-	-	-	-	0.00
	11	CHOI Minho	-	-	-	-	0.00
	12	JEON Kwangin	21	10	9	40	27.50
	13	PARK Chulwoo	24	9	7	40	37.50
	17	SEO Jaeduck	7	2	7	16	31.25
	19	JEONG Minsu	-	-	-	-	0.00
	Team Totals			80	31	40	151

Scoring Block	No	Name	Kill Blocks	Faults	Rebounds	Total Attempts	Avg by Set
	1	SONG Myunggeun	-	-	-	-	0.00
	2	HAN Sunsoo	1	2	2	5	0.17
	4	SHIN Yungsuk	2	5	8	15	0.33
	6	LEE Mingyu	-	-	-	-	0.00
	8	PARK Sangha	4	4	5	13	0.67
	9	KWAK Seungsuk	-	-	4	4	0.00
	10	BU Yongchan	-	-	-	-	0.00
	11	CHOI Minho	-	-	-	-	0.00
	12	JEON Kwangin	1	4	2	7	0.17
	13	PARK Chulwoo	3	7	5	15	0.50
	17	SEO Jaeduck	-	1	2	3	0.00
	19	JEONG Minsu	-	-	-	-	0.00
	Team Totals			11	23	28	62

Scoring Service	No	Name	Aces	Faults	Serve Hits	Total Attempts	Avg by Set
	1	SONG Myunggeun	-	-	1	1	0.00
	2	HAN Sunsoo	1	2	24	27	0.17
	4	SHIN Yungsuk	4	2	25	31	0.67
	6	LEE Mingyu	-	-	2	2	0.00
	8	PARK Sangha	1	3	26	30	0.17
	9	KWAK Seungsuk	1	4	12	17	0.17
	10	BU Yongchan	-	-	-	-	0.00
	11	CHOI Minho	-	-	7	7	0.00
	12	JEON Kwangin	2	8	9	19	0.33
	13	PARK Chulwoo	-	6	6	12	0.00
	17	SEO Jaeduck	-	2	3	5	0.00
	19	JEONG Minsu	-	-	-	-	0.00
	Team Totals			9	27	115	151

Team	Opponent Errors & Team Faults	50
-------------	--	----





Cumulative Statistics by Skills


스킬별 누적통계

KOR - Republic of Korea

AFTER 2 MATCHES

Non-Scoring Dig	No	Name	Digs	Faults	Receptions	Total Attempts	Avg by Set	
	1	SONG Myunggeun	-	-	-	-	0.00	
	2	HAN Sunsoo	6	3	7	16	1.00	
	4	SHIN Yungsuk	1	-	7	8	0.17	
	6	LEE Mingyu	-	1	-	1	0.00	
	8	PARK Sangha	-	-	-	-	0.00	
	9	KWAK Seungsuk	2	3	14	19	0.33	
	10	BU Yongchan	1	2	4	7	0.17	
	11	CHOI Minho	1	-	-	1	0.17	
	12	JEON Kwangin	1	1	11	13	0.17	
	13	PARK Chulwoo	-	2	4	6	0.00	
	17	SEO Jaeduck	-	-	3	3	0.00	
	19	JEONG Minsu	1	-	6	7	0.17	
	Team Totals			13	12	56	81	2.17

Non-Scoring Set	No	Name	Running Sets	Faults	Still Sets	Total Attempts	Avg by Set	
	1	SONG Myunggeun	-	-	-	-	0.00	
	2	HAN Sunsoo	65	-	49	114	10.83	
	4	SHIN Yungsuk	1	-	2	3	0.17	
	6	LEE Mingyu	-	-	6	6	0.00	
	8	PARK Sangha	2	-	4	6	0.33	
	9	KWAK Seungsuk	-	-	2	2	0.00	
	10	BU Yongchan	2	-	2	4	0.33	
	11	CHOI Minho	1	-	-	1	0.17	
	12	JEON Kwangin	2	-	2	4	0.33	
	13	PARK Chulwoo	2	-	3	5	0.33	
	17	SEO Jaeduck	-	-	-	-	0.00	
	19	JEONG Minsu	1	-	3	4	0.17	
	Team Totals			76		73	149	12.67

Non-Scoring Reception	No	Name	Excellents	Faults	Serve Receptions	Total Attempts	Succ %	
	1	SONG Myunggeun	-	-	-	-	0.00	
	2	HAN Sunsoo	-	-	-	-	0.00	
	4	SHIN Yungsuk	1	-	1	2	50.00	
	6	LEE Mingyu	-	-	-	-	0.00	
	8	PARK Sangha	-	-	-	-	0.00	
	9	KWAK Seungsuk	23	1	33	57	40.35	
	10	BU Yongchan	2	-	-	2	100.00	
	11	CHOI Minho	-	-	-	-	0.00	
	12	JEON Kwangin	5	-	5	10	50.00	
	13	PARK Chulwoo	-	-	-	-	0.00	
	17	SEO Jaeduck	-	-	-	-	0.00	
	19	JEONG Minsu	16	1	7	24	66.67	
	Team Totals			47	2	46	95	49.47

LEGEND			
Avg	Eff%	Succ%	
Average	Efficiency	Success %	

Timing and Results provided by Tissot