





Cumulative Statistics by Skills


스킬별 누적통계

HKG - Hong Kong, China

AFTER 1 MATCH

Scoring Spike	No	Name	Spikes	Faults	Shots	Total Attempts	Eff %
	4	YIK Chi Hin	-	-	-	-	0.00
	5	KWONG Ngai Shing Jacky	-	-	-	-	0.00
	7	LAM Chun Man	9	2	7	18	38.89
	8	LEE Man Sing	7	2	5	14	35.71
	9	CHUNG Wai Sze	-	1	1	2	0.00
	11	SIU Cheong Hung	8	2	19	29	20.69
	12	WU Lok Kan	1	-	-	1	100.00
	13	NG Kin Pong Jonathan	-	-	-	-	0.00
	14	KWOK Chung Kan	-	-	-	-	0.00
	15	LUK Chun Ho	-	-	-	-	0.00
	18	YAU Tze Ching	4	5	2	11	0.00
20	CHAN Alex Chi Wai	23	14	18	55	16.36	
Team Totals			52	26	52	130	20.00

Scoring Block	No	Name	Kill Blocks	Faults	Rebounds	Total Attempts	Avg by Set
	4	YIK Chi Hin	-	-	-	-	0.00
	5	KWONG Ngai Shing Jacky	-	-	-	-	0.00
	7	LAM Chun Man	-	1	1	2	0.00
	8	LEE Man Sing	1	8	3	12	0.25
	9	CHUNG Wai Sze	2	2	2	6	0.50
	11	SIU Cheong Hung	2	1	2	5	0.50
	12	WU Lok Kan	-	2	2	4	0.00
	13	NG Kin Pong Jonathan	-	-	-	-	0.00
	14	KWOK Chung Kan	-	-	-	-	0.00
	15	LUK Chun Ho	-	-	-	-	0.00
	18	YAU Tze Ching	-	2	4	6	0.00
20	CHAN Alex Chi Wai	-	1	3	4	0.00	
Team Totals			5	17	17	39	1.25

Scoring Service	No	Name	Aces	Faults	Serve Hits	Total Attempts	Avg by Set
	4	YIK Chi Hin	-	-	-	-	0.00
	5	KWONG Ngai Shing Jacky	-	-	1	1	0.00
	7	LAM Chun Man	-	-	13	13	0.00
	8	LEE Man Sing	-	-	5	5	0.00
	9	CHUNG Wai Sze	-	3	10	13	0.00
	11	SIU Cheong Hung	2	1	13	16	0.50
	12	WU Lok Kan	-	-	4	4	0.00
	13	NG Kin Pong Jonathan	-	-	-	-	0.00
	14	KWOK Chung Kan	-	-	5	5	0.00
	15	LUK Chun Ho	-	-	-	-	0.00
	18	YAU Tze Ching	-	1	8	9	0.00
20	CHAN Alex Chi Wai	1	5	9	15	0.25	
Team Totals			3	10	68	81	0.75

Team	Opponent Errors & Team Faults	20	2
-------------	--	----	---





Cumulative Statistics by Skills


스킬별 누적통계

HKG - Hong Kong, China

AFTER 1 MATCH

Non-Scoring Dig	No	Name	Digs	Faults	Receptions	Total Attempts	Avg by Set
	4	YIK Chi Hin	-	-	-	-	0.00
	5	KWONG Ngai Shing Jacky	-	1	-	1	0.00
	7	LAM Chun Man	-	1	9	10	0.00
	8	LEE Man Sing	-	1	-	1	0.00
	9	CHUNG Wai Sze	-	4	7	11	0.00
	11	SIU Cheong Hung	4	-	3	7	1.00
	12	WU Lok Kan	-	-	2	2	0.00
	13	NG Kin Pong Jonathan	2	4	8	14	0.50
	14	KWOK Chung Kan	1	2	1	4	0.25
	15	LUK Chun Ho	-	-	-	-	0.00
	18	YAU Tze Ching	-	-	-	-	0.00
20	CHAN Alex Chi Wai	1	-	8	9	0.25	
Team Totals			8	13	38	59	2.00

Non-Scoring Set	No	Name	Running Sets	Faults	Still Sets	Total Attempts	Avg by Set
	4	YIK Chi Hin	-	-	-	-	0.00
	5	KWONG Ngai Shing Jacky	3	-	6	9	0.75
	7	LAM Chun Man	-	-	2	2	0.00
	8	LEE Man Sing	-	-	1	1	0.00
	9	CHUNG Wai Sze	40	-	56	96	10.00
	11	SIU Cheong Hung	4	-	1	5	1.00
	12	WU Lok Kan	-	-	-	-	0.00
	13	NG Kin Pong Jonathan	3	-	4	7	0.75
	14	KWOK Chung Kan	-	-	2	2	0.00
	15	LUK Chun Ho	-	-	-	-	0.00
	18	YAU Tze Ching	1	-	-	1	0.25
20	CHAN Alex Chi Wai	-	-	-	-	0.00	
Team Totals			51	-	72	123	12.75

Non-Scoring Reception	No	Name	Excellents	Faults	Serve Receptions	Total Attempts	Succ %
	4	YIK Chi Hin	-	-	-	-	0.00
	5	KWONG Ngai Shing Jacky	-	-	-	-	0.00
	7	LAM Chun Man	10	2	4	16	62.50
	8	LEE Man Sing	-	-	-	-	0.00
	9	CHUNG Wai Sze	-	-	-	-	0.00
	11	SIU Cheong Hung	21	1	14	36	58.33
	12	WU Lok Kan	-	-	-	-	0.00
	13	NG Kin Pong Jonathan	16	2	10	28	57.14
	14	KWOK Chung Kan	4	-	4	8	50.00
	15	LUK Chun Ho	-	-	-	-	0.00
	18	YAU Tze Ching	-	-	-	-	0.00
20	CHAN Alex Chi Wai	-	-	-	-	0.00	
Team Totals			51	5	32	88	57.95

LEGEND			
Avg	Eff%	Succ%	
Average	Efficiency	Success %	

Timing and Results provided by Tissot





Cumulative Statistics by Skills


스킬별 누적통계

IND - India

AFTER 1 MATCH

Scoring Spike	No	Name	Spikes	Faults	Shots	Total Attempts	Eff %
	1	GOVINDARAJAN RAMAKRISHNAN Vaishnav	8	-	4	12	66.67
	3	MANDEEP Singh	-	-	-	-	0.00
	4	RANJIT Singh	-	1	-	1	0.00
	6	CHARLES Jerome Vinith	-	-	-	-	0.00
	10	KHOIWAL Dilip	-	-	-	-	0.00
	12	NAVJIT Singh	5	1	6	12	33.33
	13	PRABAGARAN	12	4	6	22	36.36
	14	SIVASUBRAMANIAN Kanagaraj	-	-	-	-	0.00
	16	MOHAN Ukkrapandian	1	-	-	1	100.00
	17	GURINDER Singh	14	4	12	30	33.33
18	MANIDURAI Naveen Raja Jacob	10	2	10	22	36.36	
19	KATARIYA Lavmeet	3	1	-	4	50.00	
Team Totals			53	13	38	104	38.46

Scoring Block	No	Name	Kill Blocks	Faults	Rebounds	Total Attempts	Avg by Set
	1	GOVINDARAJAN RAMAKRISHNAN Vaishnav	5	3	2	10	1.25
	3	MANDEEP Singh	-	-	-	-	0.00
	4	RANJIT Singh	2	4	5	11	0.50
	6	CHARLES Jerome Vinith	-	-	-	-	0.00
	10	KHOIWAL Dilip	-	-	-	-	0.00
	12	NAVJIT Singh	2	4	1	7	0.50
	13	PRABAGARAN	2	4	3	9	0.50
	14	SIVASUBRAMANIAN Kanagaraj	-	-	1	1	0.00
	16	MOHAN Ukkrapandian	-	1	2	3	0.00
	17	GURINDER Singh	1	2	5	8	0.25
18	MANIDURAI Naveen Raja Jacob	1	2	4	7	0.25	
19	KATARIYA Lavmeet	1	-	-	1	0.25	
Team Totals			14	20	23	57	3.50

Scoring Service	No	Name	Aces	Faults	Serve Hits	Total Attempts	Avg by Set
	1	GOVINDARAJAN RAMAKRISHNAN Vaishnav	-	1	16	17	0.00
	3	MANDEEP Singh	-	-	-	-	0.00
	4	RANJIT Singh	1	2	9	12	0.25
	6	CHARLES Jerome Vinith	-	-	-	-	0.00
	10	KHOIWAL Dilip	-	1	-	1	0.00
	12	NAVJIT Singh	-	1	12	13	0.00
	13	PRABAGARAN	1	-	13	14	0.25
	14	SIVASUBRAMANIAN Kanagaraj	-	-	-	-	0.00
	16	MOHAN Ukkrapandian	1	-	10	11	0.25
	17	GURINDER Singh	-	1	14	15	0.00
18	MANIDURAI Naveen Raja Jacob	1	1	10	12	0.25	
19	KATARIYA Lavmeet	-	-	2	2	0.00	
Team Totals			4	7	86	97	1.00

Team	Opponent Errors & Team Faults	27	2
-------------	--	----	---





Cumulative Statistics by Skills


스킬별 누적통계

IND - India

AFTER 1 MATCH

Non-Scoring Dig	No	Name	Digs	Faults	Receptions	Total Attempts	Avg by Set
	1	GOVINDARAJAN RAMAKRISHNAN Vaishnav	-	3	1	4	0.00
	3	MANDEEP Singh	-	-	-	-	0.00
	4	RANJIT Singh	-	-	1	1	0.00
	6	CHARLES Jerome Vinith	-	-	-	-	0.00
	10	KHOIWAL Dilip	-	-	2	2	0.00
	12	NAVJIT Singh	-	1	1	2	0.00
	13	PRABAGARAN	1	3	5	9	0.25
	14	SIVASUBRAMANIAN Kanagaraj	1	6	12	19	0.25
	16	MOHAN Ukkrapandian	-	-	2	2	0.00
	17	GURINDER Singh	1	-	7	8	0.25
	18	MANIDURAI Naveen Raja Jacob	1	1	12	14	0.25
19	KATARIYA Lavmeet	-	-	-	-	0.00	
Team Totals			4	14	43	61	1.00

Non-Scoring Set	No	Name	Running Sets	Faults	Still Sets	Total Attempts	Avg by Set
	1	GOVINDARAJAN RAMAKRISHNAN Vaishnav	1	-	-	1	0.25
	3	MANDEEP Singh	-	-	-	-	0.00
	4	RANJIT Singh	26	1	28	55	6.50
	6	CHARLES Jerome Vinith	-	-	-	-	0.00
	10	KHOIWAL Dilip	-	-	-	-	0.00
	12	NAVJIT Singh	-	-	1	1	0.00
	13	PRABAGARAN	1	-	-	1	0.25
	14	SIVASUBRAMANIAN Kanagaraj	1	-	1	2	0.25
	16	MOHAN Ukkrapandian	19	-	17	36	4.75
	17	GURINDER Singh	1	-	-	1	0.25
	18	MANIDURAI Naveen Raja Jacob	-	-	1	1	0.00
19	KATARIYA Lavmeet	-	-	-	-	0.00	
Team Totals			49	1	48	98	12.25

Non-Scoring Reception	No	Name	Excellents	Faults	Serve Receptions	Total Attempts	Succ %
	1	GOVINDARAJAN RAMAKRISHNAN Vaishnav	-	-	-	-	0.00
	3	MANDEEP Singh	-	-	-	-	0.00
	4	RANJIT Singh	-	-	-	-	0.00
	6	CHARLES Jerome Vinith	-	-	-	-	0.00
	10	KHOIWAL Dilip	1	-	1	2	50.00
	12	NAVJIT Singh	-	-	-	-	0.00
	13	PRABAGARAN	10	-	14	24	41.67
	14	SIVASUBRAMANIAN Kanagaraj	8	4	5	17	47.06
	16	MOHAN Ukkrapandian	-	-	-	-	0.00
	17	GURINDER Singh	-	-	-	-	0.00
	18	MANIDURAI Naveen Raja Jacob	11	-	12	23	47.83
19	KATARIYA Lavmeet	-	-	-	-	0.00	
Team Totals			30	4	32	66	45.45

LEGEND			
Avg	Eff%	Succ%	
Average	Efficiency	Success %	

Timing and Results provided by Tissot





Cumulative Statistics by Skills


스킬별 누적통계

KAZ - Kazakhstan

AFTER 1 MATCH

Scoring Spike	No	Name	Spikes	Faults	Shots	Total Attempts	Eff %
	2	KUZNETSOV Anton	-	-	-	-	0.00
	3	YUDIN Anton	2	-	5	7	28.57
	4	STOLNIKOV Alexandr	-	-	-	-	0.00
	5	KUZNETSOV Sergey	-	-	-	-	0.00
	6	BAIBEKOV Kairat	-	-	-	-	0.00
	7	GORBATKOV Dmitriy	-	1	2	3	0.00
	8	GABDULIN Kanat	-	-	-	-	0.00
	9	IMANGALIYEV Marat	5	7	6	18	0.00
	12	KADIRKHANOV Nodirkhan	2	2	1	5	0.00
	17	RADKEVICH Sergey	5	2	5	12	25.00
	18	VORIVODIN Vitaliy	9	3	8	20	30.00
19	MAMEDOV Maxim	3	4	1	8	0.00	
Team Totals			26	19	28	73	9.59

Scoring Block	No	Name	Kill Blocks	Faults	Rebounds	Total Attempts	Avg by Set
	2	KUZNETSOV Anton	-	-	-	-	0.00
	3	YUDIN Anton	2	2	4	8	0.67
	4	STOLNIKOV Alexandr	-	-	-	-	0.00
	5	KUZNETSOV Sergey	-	-	-	-	0.00
	6	BAIBEKOV Kairat	-	-	-	-	0.00
	7	GORBATKOV Dmitriy	1	-	-	1	0.33
	8	GABDULIN Kanat	-	1	-	1	0.00
	9	IMANGALIYEV Marat	2	2	3	7	0.67
	12	KADIRKHANOV Nodirkhan	3	2	1	6	1.00
	17	RADKEVICH Sergey	1	-	2	3	0.33
	18	VORIVODIN Vitaliy	1	4	-	5	0.33
19	MAMEDOV Maxim	-	-	2	2	0.00	
Team Totals			10	11	12	33	3.33

Scoring Service	No	Name	Aces	Faults	Serve Hits	Total Attempts	Avg by Set
	2	KUZNETSOV Anton	-	-	-	-	0.00
	3	YUDIN Anton	1	4	8	13	0.33
	4	STOLNIKOV Alexandr	-	-	-	-	0.00
	5	KUZNETSOV Sergey	-	-	-	-	0.00
	6	BAIBEKOV Kairat	-	-	-	-	0.00
	7	GORBATKOV Dmitriy	-	-	1	1	0.00
	8	GABDULIN Kanat	-	1	8	9	0.00
	9	IMANGALIYEV Marat	-	-	6	6	0.00
	12	KADIRKHANOV Nodirkhan	-	4	4	8	0.00
	17	RADKEVICH Sergey	-	1	2	3	0.00
	18	VORIVODIN Vitaliy	-	2	13	15	0.00
19	MAMEDOV Maxim	-	1	3	4	0.00	
Team Totals			1	13	45	59	0.33

Team	Opponent Errors & Team Faults	23	1
-------------	--	----	---





Cumulative Statistics by Skills


스킬별 누적통계

KAZ - Kazakhstan

AFTER 1 MATCH

Non-Scoring Dig	No	Name	Digs	Faults	Receptions	Total Attempts	Avg by Set
	2	KUZNETSOV Anton	-	-	-	-	0.00
	3	YUDIN Anton	-	-	1	1	0.00
	4	STOLNIKOV Alexandr	-	-	-	-	0.00
	5	KUZNETSOV Sergey	-	-	-	-	0.00
	6	BAIBEKOV Kairat	1	3	3	7	0.33
	7	GORBATKOV Dmitriy	-	1	2	3	0.00
	8	GABDULIN Kanat	1	2	7	10	0.33
	9	IMANGALIYEV Marat	-	3	1	4	0.00
	12	KADIRKHANOV Nodirkhan	-	-	-	-	0.00
	17	RADKEVICH Sergey	-	-	2	2	0.00
	18	VORIVODIN Vitaliy	1	3	7	11	0.33
	19	MAMEDOV Maxim	-	1	-	1	0.00
Team Totals			3	13	23	39	1.00

Non-Scoring Set	No	Name	Running Sets	Faults	Still Sets	Total Attempts	Avg by Set
	2	KUZNETSOV Anton	-	-	-	-	0.00
	3	YUDIN Anton	-	-	1	1	0.00
	4	STOLNIKOV Alexandr	-	-	-	-	0.00
	5	KUZNETSOV Sergey	-	-	-	-	0.00
	6	BAIBEKOV Kairat	-	-	2	2	0.00
	7	GORBATKOV Dmitriy	1	-	-	1	0.33
	8	GABDULIN Kanat	21	1	33	55	7.00
	9	IMANGALIYEV Marat	-	-	2	2	0.00
	12	KADIRKHANOV Nodirkhan	-	-	1	1	0.00
	17	RADKEVICH Sergey	-	-	3	3	0.00
	18	VORIVODIN Vitaliy	-	-	3	3	0.00
	19	MAMEDOV Maxim	1	-	-	1	0.33
Team Totals			23	1	45	69	7.67

Non-Scoring Reception	No	Name	Excellents	Faults	Serve Receptions	Total Attempts	Succ %
	2	KUZNETSOV Anton	-	-	-	-	0.00
	3	YUDIN Anton	-	-	-	-	0.00
	4	STOLNIKOV Alexandr	-	-	-	-	0.00
	5	KUZNETSOV Sergey	-	-	-	-	0.00
	6	BAIBEKOV Kairat	8	-	8	16	50.00
	7	GORBATKOV Dmitriy	1	1	7	9	11.11
	8	GABDULIN Kanat	-	-	1	1	0.00
	9	IMANGALIYEV Marat	7	1	4	12	58.33
	12	KADIRKHANOV Nodirkhan	-	-	-	-	0.00
	17	RADKEVICH Sergey	-	-	-	-	0.00
	18	VORIVODIN Vitaliy	8	2	4	14	57.14
	19	MAMEDOV Maxim	-	-	-	-	0.00
Team Totals			24	4	24	52	46.15

LEGEND			
Avg	Eff%	Succ%	
Average	Efficiency	Success %	

Timing and Results provided by Tissot





Cumulative Statistics by Skills


스킬별 누적통계

KOR - Republic of Korea

AFTER 1 MATCH

Scoring Spike	No	Name	Spikes	Faults	Shots	Total Attempts	Eff %
	1	SONG Myunggeun	-	-	-	-	0.00
	2	HAN Sunsoo	-	-	-	-	0.00
	4	SHIN Yungsuk	4	3	3	10	10.00
	6	LEE Mingyu	-	-	-	-	0.00
	8	PARK Sangha	2	-	2	4	50.00
	9	KWAK Seungsuk	6	2	-	8	50.00
	10	BU Yongchan	-	-	-	-	0.00
	11	CHOI Minho	-	-	-	-	0.00
	12	JEON Kwangin	10	6	6	22	18.18
	13	PARK Chulwoo	8	4	3	15	26.67
	17	SEO Jaeduck	7	2	7	16	31.25
	19	JEONG Minsu	-	-	-	-	0.00
	Team Totals			37	17	21	75

Scoring Block	No	Name	Kill Blocks	Faults	Rebounds	Total Attempts	Avg by Set
	1	SONG Myunggeun	-	-	-	-	0.00
	2	HAN Sunsoo	-	1	2	3	0.00
	4	SHIN Yungsuk	1	3	4	8	0.33
	6	LEE Mingyu	-	-	-	-	0.00
	8	PARK Sangha	1	2	1	4	0.33
	9	KWAK Seungsuk	-	-	2	2	0.00
	10	BU Yongchan	-	-	-	-	0.00
	11	CHOI Minho	-	-	-	-	0.00
	12	JEON Kwangin	1	2	-	3	0.33
	13	PARK Chulwoo	1	-	3	4	0.33
	17	SEO Jaeduck	-	1	2	3	0.00
	19	JEONG Minsu	-	-	-	-	0.00
	Team Totals			4	9	14	27

Scoring Service	No	Name	Aces	Faults	Serve Hits	Total Attempts	Avg by Set
	1	SONG Myunggeun	-	-	-	-	0.00
	2	HAN Sunsoo	1	1	14	16	0.33
	4	SHIN Yungsuk	2	2	17	21	0.67
	6	LEE Mingyu	-	-	-	-	0.00
	8	PARK Sangha	-	2	7	9	0.00
	9	KWAK Seungsuk	-	2	7	9	0.00
	10	BU Yongchan	-	-	-	-	0.00
	11	CHOI Minho	-	-	2	2	0.00
	12	JEON Kwangin	1	4	4	9	0.33
	13	PARK Chulwoo	-	3	2	5	0.00
	17	SEO Jaeduck	-	2	3	5	0.00
	19	JEONG Minsu	-	-	-	-	0.00
	Team Totals			4	16	56	76

Team	Opponent Errors & Team Faults	30
-------------	--	----





Cumulative Statistics by Skills


스킬별 누적통계

KOR - Republic of Korea

AFTER 1 MATCH

Non-Scoring Dig	No	Name	Digs	Faults	Receptions	Total Attempts	Avg by Set	
	1	SONG Myunggeun	-	-	-	-	0.00	
	2	HAN Sunsoo	3	-	3	6	1.00	
	4	SHIN Yungsuk	-	-	4	4	0.00	
	6	LEE Mingyu	-	-	-	-	0.00	
	8	PARK Sangha	-	-	-	-	0.00	
	9	KWAK Seungsuk	1	1	10	12	0.33	
	10	BU Yongchan	-	1	1	2	0.00	
	11	CHOI Minho	-	-	-	-	0.00	
	12	JEON Kwangin	1	1	3	5	0.33	
	13	PARK Chulwoo	-	-	3	3	0.00	
	17	SEO Jaeduck	-	-	3	3	0.00	
	19	JEONG Minsu	-	-	2	2	0.00	
	Team Totals			5	3	29	37	1.67

Non-Scoring Set	No	Name	Running Sets	Faults	Still Sets	Total Attempts	Avg by Set	
	1	SONG Myunggeun	-	-	-	-	0.00	
	2	HAN Sunsoo	29	-	24	53	9.67	
	4	SHIN Yungsuk	-	-	2	2	0.00	
	6	LEE Mingyu	-	-	6	6	0.00	
	8	PARK Sangha	2	-	3	5	0.67	
	9	KWAK Seungsuk	-	-	2	2	0.00	
	10	BU Yongchan	1	-	1	2	0.33	
	11	CHOI Minho	1	-	-	1	0.33	
	12	JEON Kwangin	2	-	-	2	0.67	
	13	PARK Chulwoo	-	-	-	-	0.00	
	17	SEO Jaeduck	-	-	-	-	0.00	
	19	JEONG Minsu	-	-	1	1	0.00	
	Team Totals			35		39	74	11.67

Non-Scoring Reception	No	Name	Excellents	Faults	Serve Receptions	Total Attempts	Succ %	
	1	SONG Myunggeun	-	-	-	-	0.00	
	2	HAN Sunsoo	-	-	-	-	0.00	
	4	SHIN Yungsuk	-	-	1	1	0.00	
	6	LEE Mingyu	-	-	-	-	0.00	
	8	PARK Sangha	-	-	-	-	0.00	
	9	KWAK Seungsuk	6	-	8	14	42.86	
	10	BU Yongchan	2	-	-	2	100.00	
	11	CHOI Minho	-	-	-	-	0.00	
	12	JEON Kwangin	5	-	4	9	55.56	
	13	PARK Chulwoo	-	-	-	-	0.00	
	17	SEO Jaeduck	-	-	-	-	0.00	
	19	JEONG Minsu	14	1	6	21	66.67	
	Team Totals			27	1	19	47	57.45

LEGEND			
Avg	Eff%	Succ%	
Average	Efficiency	Success %	

Timing and Results provided by Tissot





Cumulative Statistics by Skills


스킬별 누적통계

KUW - Kuwait

AFTER 1 MATCH

Scoring Spike	No	Name	Spikes	Faults	Shots	Total Attempts	Eff %
	1	MANSOUR Abdullah	9	2	8	19	36.84
	2	BAHAROH Mousa	-	-	-	-	0.00
	4	ALKHAREEF Abdulaziz	-	-	-	-	0.00
	5	SAYAH Ali	-	-	-	-	0.00
	6	ABDULMAJIEID Sultan	9	5	9	23	17.39
	7	ALSALIM Amer	7	3	4	14	28.57
	11	ALBANNA Mohammad	4	-	-	4	100.00
	13	DASHTI Naser	-	-	-	-	0.00
	14	ALI Abdullah	-	-	-	-	0.00
	15	ALKAZIMI Zaid	1	-	-	1	100.00
	17	ALOTAIBI Abdulrahman	10	1	6	17	52.94
	18	SALEEM Abdulaziz	-	-	-	-	0.00
	Team Totals			40	11	27	78

Scoring Block	No	Name	Kill Blocks	Faults	Rebounds	Total Attempts	Avg by Set
	1	MANSOUR Abdullah	-	1	-	1	0.00
	2	BAHAROH Mousa	-	-	-	-	0.00
	4	ALKHAREEF Abdulaziz	-	-	-	-	0.00
	5	SAYAH Ali	-	-	-	-	0.00
	6	ABDULMAJIEID Sultan	2	1	-	3	0.67
	7	ALSALIM Amer	3	4	7	14	1.00
	11	ALBANNA Mohammad	1	1	3	5	0.33
	13	DASHTI Naser	-	-	-	-	0.00
	14	ALI Abdullah	-	-	-	-	0.00
	15	ALKAZIMI Zaid	-	-	1	1	0.00
	17	ALOTAIBI Abdulrahman	2	3	2	7	0.67
	18	SALEEM Abdulaziz	-	-	-	-	0.00
	Team Totals			8	10	13	31

Scoring Service	No	Name	Aces	Faults	Serve Hits	Total Attempts	Avg by Set
	1	MANSOUR Abdullah	-	1	15	16	0.00
	2	BAHAROH Mousa	-	-	-	-	0.00
	4	ALKHAREEF Abdulaziz	-	-	-	-	0.00
	5	SAYAH Ali	-	-	-	-	0.00
	6	ABDULMAJIEID Sultan	1	2	12	15	0.33
	7	ALSALIM Amer	3	-	10	13	1.00
	11	ALBANNA Mohammad	-	2	5	7	0.00
	13	DASHTI Naser	-	-	-	-	0.00
	14	ALI Abdullah	-	-	-	-	0.00
	15	ALKAZIMI Zaid	-	2	10	12	0.00
	17	ALOTAIBI Abdulrahman	1	1	10	12	0.33
	18	SALEEM Abdulaziz	-	-	-	-	0.00
	Team Totals			5	8	62	75

Team	Opponent Errors & Team Faults	22	1
-------------	--	----	---





Cumulative Statistics by Skills


스킬별 누적통계

KUW - Kuwait

AFTER 1 MATCH

Non-Scoring Dig	No	Name	Digs	Faults	Receptions	Total Attempts	Avg by Set
	1	MANSOUR Abdullah	2	1	5	8	0.67
	2	BAHAROH Mousa	-	-	-	-	0.00
	4	ALKHAREEF Abdulaziz	-	-	-	-	0.00
	5	SAYAH Ali	-	-	-	-	0.00
	6	ABDULMAJIIID Sultan	-	1	7	8	0.00
	7	ALSALIM Amer	-	-	1	1	0.00
	11	ALBANNA Mohammad	-	-	2	2	0.00
	13	DASHTI Naser	-	-	-	-	0.00
	14	ALI Abdullah	-	-	-	-	0.00
	15	ALKAZIMI Zaid	-	3	6	9	0.00
	17	ALOTAIBI Abdulrahman	-	-	5	5	0.00
	18	SALEEM Abdulaziz	-	5	7	12	0.00
	Team Totals			2	10	33	45

Non-Scoring Set	No	Name	Running Sets	Faults	Still Sets	Total Attempts	Avg by Set
	1	MANSOUR Abdullah	1	-	1	2	0.33
	2	BAHAROH Mousa	-	-	-	-	0.00
	4	ALKHAREEF Abdulaziz	-	-	-	-	0.00
	5	SAYAH Ali	-	-	-	-	0.00
	6	ABDULMAJIIID Sultan	-	-	1	1	0.00
	7	ALSALIM Amer	-	-	3	3	0.00
	11	ALBANNA Mohammad	1	-	-	1	0.33
	13	DASHTI Naser	-	-	-	-	0.00
	14	ALI Abdullah	-	-	-	-	0.00
	15	ALKAZIMI Zaid	32	1	30	63	10.67
	17	ALOTAIBI Abdulrahman	-	-	2	2	0.00
	18	SALEEM Abdulaziz	1	-	1	2	0.33
	Team Totals			35	1	38	74

Non-Scoring Reception	No	Name	Excellents	Faults	Serve Receptions	Total Attempts	Succ %
	1	MANSOUR Abdullah	8	-	10	18	44.44
	2	BAHAROH Mousa	-	-	-	-	0.00
	4	ALKHAREEF Abdulaziz	-	-	-	-	0.00
	5	SAYAH Ali	-	-	-	-	0.00
	6	ABDULMAJIIID Sultan	-	-	-	-	0.00
	7	ALSALIM Amer	-	-	-	-	0.00
	11	ALBANNA Mohammad	-	-	-	-	0.00
	13	DASHTI Naser	-	-	-	-	0.00
	14	ALI Abdullah	-	-	-	-	0.00
	15	ALKAZIMI Zaid	-	-	-	-	0.00
	17	ALOTAIBI Abdulrahman	10	-	8	18	55.56
	18	SALEEM Abdulaziz	6	-	3	9	66.67
	Team Totals			24		21	45

LEGEND			
Avg	Eff%	Succ%	
Average	Efficiency	Success %	

Timing and Results provided by Tissot





Cumulative Statistics by Skills


스킬별 누적통계

PAK - Pakistan

AFTER 1 MATCH

Scoring Spike	No	Name	Spikes	Faults	Shots	Total Attempts	Eff %	
	1	RASOOL Mohib	6	1	6	13	38.46	
	3	RAZA Mubashir	3	1	2	6	33.33	
	4	NAQVI Syed Shujah Abbas	6	1	3	10	50.00	
	5	NADEEM Asif	1	-	1	2	50.00	
	6	ALI Akhtar	-	-	-	-	0.00	
	7	KHAN Muhammad Ismail	1	2	3	6	0.00	
	8	KHAN Aimal	4	3	5	12	8.33	
	9	KHAN Nasir	3	2	6	11	9.09	
	10	AHMED Naseer	13	4	6	23	39.13	
	12	SULTAN Imran	-	-	-	-	0.00	
	15	JEHAN Murad	1	1	2	4	0.00	
	17	IDREES Muhammad	-	-	-	-	0.00	
	Team Totals			38	15	34	87	26.44

Scoring Block	No	Name	Kill Blocks	Faults	Rebounds	Total Attempts	Avg by Set	
	1	RASOOL Mohib	2	1	1	4	0.67	
	3	RAZA Mubashir	-	1	2	3	0.00	
	4	NAQVI Syed Shujah Abbas	-	2	1	3	0.00	
	5	NADEEM Asif	-	2	2	4	0.00	
	6	ALI Akhtar	-	-	-	-	0.00	
	7	KHAN Muhammad Ismail	-	2	2	4	0.00	
	8	KHAN Aimal	-	-	-	-	0.00	
	9	KHAN Nasir	-	3	2	5	0.00	
	10	AHMED Naseer	-	1	1	2	0.00	
	12	SULTAN Imran	-	-	-	-	0.00	
	15	JEHAN Murad	1	1	-	2	0.33	
	17	IDREES Muhammad	-	1	-	1	0.00	
	Team Totals			3	14	11	28	1.00

Scoring Service	No	Name	Aces	Faults	Serve Hits	Total Attempts	Avg by Set	
	1	RASOOL Mohib	-	2	7	9	0.00	
	3	RAZA Mubashir	-	1	5	6	0.00	
	4	NAQVI Syed Shujah Abbas	-	2	4	6	0.00	
	5	NADEEM Asif	-	1	7	8	0.00	
	6	ALI Akhtar	-	-	1	1	0.00	
	7	KHAN Muhammad Ismail	-	1	3	4	0.00	
	8	KHAN Aimal	-	2	2	4	0.00	
	9	KHAN Nasir	-	-	8	8	0.00	
	10	AHMED Naseer	-	3	6	9	0.00	
	12	SULTAN Imran	-	-	-	-	0.00	
	15	JEHAN Murad	-	2	1	3	0.00	
	17	IDREES Muhammad	-	1	-	1	0.00	
	Team Totals				15	44	59	0.00

Team	Opponent Errors & Team Faults	18
-------------	--	----





Cumulative Statistics by Skills


스킬별 누적통계

PAK - Pakistan

AFTER 1 MATCH

Non-Scoring Dig	No	Name	Digs	Faults	Receptions	Total Attempts	Avg by Set
	1	RASOOL Mohib	-	1	-	1	0.00
	3	RAZA Mubashir	1	1	2	4	0.33
	4	NAQVI Syed Shujah Abbas	-	-	1	1	0.00
	5	NADEEM Asif	-	1	4	5	0.00
	6	ALI Akhtar	-	-	-	-	0.00
	7	KHAN Muhammad Ismail	-	-	3	3	0.00
	8	KHAN Aimal	-	-	2	2	0.00
	9	KHAN Nasir	-	1	4	5	0.00
	10	AHMED Naseer	-	-	3	3	0.00
	12	SULTAN Imran	2	4	6	12	0.67
	15	JEHAN Murad	-	2	1	3	0.00
	17	IDREES Muhammad	-	1	-	1	0.00
	Team Totals			3	11	26	40

Non-Scoring Set	No	Name	Running Sets	Faults	Still Sets	Total Attempts	Avg by Set
	1	RASOOL Mohib	-	-	1	1	0.00
	3	RAZA Mubashir	-	-	1	1	0.00
	4	NAQVI Syed Shujah Abbas	1	-	1	2	0.33
	5	NADEEM Asif	29	-	35	64	9.67
	6	ALI Akhtar	2	-	4	6	0.67
	7	KHAN Muhammad Ismail	-	-	-	-	0.00
	8	KHAN Aimal	-	-	1	1	0.00
	9	KHAN Nasir	-	-	-	-	0.00
	10	AHMED Naseer	2	-	-	2	0.67
	12	SULTAN Imran	-	-	1	1	0.00
	15	JEHAN Murad	-	-	1	1	0.00
	17	IDREES Muhammad	-	-	1	1	0.00
	Team Totals			34	-	46	80

Non-Scoring Reception	No	Name	Excellents	Faults	Serve Receptions	Total Attempts	Succ %
	1	RASOOL Mohib	-	-	-	-	0.00
	3	RAZA Mubashir	4	2	8	14	28.57
	4	NAQVI Syed Shujah Abbas	1	-	-	1	100.00
	5	NADEEM Asif	-	-	-	-	0.00
	6	ALI Akhtar	-	-	-	-	0.00
	7	KHAN Muhammad Ismail	10	2	8	20	50.00
	8	KHAN Aimal	-	-	-	-	0.00
	9	KHAN Nasir	6	1	8	15	40.00
	10	AHMED Naseer	-	-	-	-	0.00
	12	SULTAN Imran	8	-	5	13	61.54
	15	JEHAN Murad	3	-	-	3	100.00
	17	IDREES Muhammad	-	-	-	-	0.00
	Team Totals			32	5	29	66

LEGEND			
Avg	Eff%	Succ%	
Average	Efficiency	Success %	

Timing and Results provided by Tissot



Match No.: 2

Start List

출전선수 목록

KOR vs KAZ

P1

First Referee: WANG Ning (CHN)

Second Referee: HO Tat Ming Samuel (HKG)

KOR - Republic Of Korea Uniform colour:

No.	C/L	Name	Shirt Name	Height m / ft in	Weight kg / lbs	Highest Reach		Date of Birth	Tournament Totals					
						Spike cm	Block cm		Spike	Block	Serve	Total	%	
1		SONG Myunggeun	song myunggeun	1.95/6'5"	85/187	315	305	12 MAR 1993						
2	C	HAN Sunsoo	han sunsoo	1.89/6'2"	80/176	310	297	16 DEC 1985						
4		SHIN Yungsuk	shin youngsuk	1.98/6'6"	92/203	335	325	4 OCT 1986						
6		LEE Mingyu	lee mingyu	1.94/6'4"	78/172	310	300	3 DEC 1992						
8		PARK Sangha	park sangha	1.97/6'6"	89/196	327	315	4 APR 1986						
9		KWAK Seungsuk	kwak seungsuk	1.90/6'3"	80/176	325	320	23 MAR 1988						
10	L	BU Yongchan	bu yongchan	1.75/5'9"	70/154	290	284	30 NOV 1989						
11		CHOI Minho	choi minho	1.95/6'5"	85/187	330	315	28 APR 1988						
12		JEON Kwangin	jeon kwangin	1.94/6'4"	83/183	310	300	18 SEP 1991						
13		PARK Chulwoo	park chulwoo	1.99/6'6"	91/201	332	319	25 JUL 1985						
17		SEO Jaeduck	seo jaeduck	1.94/6'4"	95/209	315	305	21 JUL 1989						
19	L	JEONG Minsu	jeong minsu	1.78/5'10"	75/165	270	250	5 OCT 1991						
Coach		PARK Kiwon (KOR)			Assistant Coach		IM Dohun (KOR)							

KAZ - Kazakhstan Uniform colour:

No.	C/L	Name	Shirt Name	Height m / ft in	Weight kg / lbs	Highest Reach		Date of Birth	Tournament Totals					
						Spike cm	Block cm		Spike	Block	Serve	Total	%	
2		KUZNETSOV Anton	Kuznetsov	2.03/6'8"	90/198	345	335	25 SEP 1989						
3		YUDIN Anton	Yudin	2.10/6'11"	101/223	350	340	13 MAY 1982						
4		STOLNIKOVA Alexandr	Stolnikov	1.97/6'6"	92/203	340	330	17 JUL 1988						
5		KUZNETSOV Sergey	Kuznetsov	1.97/6'6"	93/205	330	320	26 OCT 1993						
6	L	BAIBEKOV Kairat	Baibekov	1.85/6'1"	80/176	317	296	28 MAR 1983						
7	C	GORBATKOV Dmitriy	Gorbatkov	1.97/6'6"	106/234	330	320	21 SEP 1981						
8		GABDULIN Kanat	Gabdulin	1.94/6'4"	82/181	330	320	4 MAR 1985						
9		IMANGALIYEV Marat	Imangaliyev	1.96/6'5"	87/192	330	320	17 MAR 1980						
12		KADIRKHANOV Nodirkhan	Kadirkhanov	2.01/6'7"	85/187	350	340	6 SEP 1991						
17		RADKEVICH Sergey	Radkevich	1.90/6'3"	81/179	345	330	12 APR 1986						
18		VORIVODIN Vitaliy	Vorivodin	1.93/6'4"	103/227	339	330	31 JUL 1990						
19		MAMEDOV Maxim	Mamedov	2.02/6'8"	88/194	345	330	19 JUL 1987						
Coach		PATRAKOV Andrey (KAZ)			Assistant Coach		TKACENKO Valerij (LAT)							

LEGEND	
%	Percent of total team scoring
C	Team Captain
L	Libero Player

Timing and Results provided by Tissot



Match No.: 1

Start List

출전선수 목록

PAK vs KUW

P1

First Referee: FIROUZI Ebrahim (IRI)

Second Referee: UALKHANOV Doszhan (KAZ)

PAK - Pakistan Uniform colour:

No.	C/L	Name	Shirt Name	Height m / ft in	Weight kg / lbs	Highest Reach		Date of Birth	Tournament Totals					
						Spike cm	Block cm		Spike	Block	Serve	Total	%	
1		RASOOL Mohib	mohib	2.01/6'7"	86/190	336	333	24 DEC 1989						
3		RAZA Mubashir	mubashir	1.90/6'3"	74/163	311	368	1 JAN 1992						
4		NAQVI Syed Shujah Abbas	shujah	1.99/6'6"	75/165	328	311	5 FEB 1990						
5		NADEEM Asif	asif	1.89/6'2"	80/176	320	300	10 AUG 1990						
6		ALI Akhtar	akhtar	1.90/6'3"	75/165	300	300	9 APR 1987						
7		KHAN Muhammad Ismail	ismail	1.90/6'3"	85/187	310	305	12 DEC 1986						
8		KHAN Aimal	aimal	2.05/6'9"	73/161	322	325	10 AUG 1990						
9		KHAN Nasir	nasir	1.92/6'4"	80/176	305	300	12 MAY 1992						
10	C	AHMED Naseer	naseer	1.95/6'5"	82/181	310	305	1 APR 1984						
12	L	SULTAN Imran	imran	1.78/5'10"	65/143	270	260	20 FEB 1985						
15		JEHAN Murad	murad	2.01/6'7"	85/187	350	322	22 APR 1994						
17		IDREES Muhammad	idrees	2.01/6'7"	85/187	335	333	25 DEC 1994						
Coach			HUSSAIN Hassan Mazhar (PAK)			Assistant Coach			KAFAIT Ullah (PAK)					

KUW - Kuwait Uniform colour:

No.	C/L	Name	Shirt Name	Height m / ft in	Weight kg / lbs	Highest Reach		Date of Birth	Tournament Totals					
						Spike cm	Block cm		Spike	Block	Serve	Total	%	
1	C	MANSOUR Abdullah	Abdullah	1.92/6'4"	84/185	342	333	18 AUG 1982						
2		BAHAROH Mousa	Mousa	1.91/6'3"	90/198	320	316	9 FEB 1982						
4		ALKHAREEF Abdulaziz	Aziz	1.89/6'2"	75/165	326	320	12 JAN 1993						
5	L	SAYAH Ali	Ali Ramadan	1.77/5'10"	72/159	286	276	11 JAN 1993						
6		ABDULMAJIEID Sultan	Sultan	1.85/6'1"	75/165	330	322	30 SEP 1981						
7		ALSALIM Amer	Amer	1.91/6'3"	80/176	354	342	13 JAN 1984						
11		ALBANNA Mohammad	Mohammad	1.89/6'2"	80/176	350	338	29 JUL 1987						
13		DASHTI Naser	N. Dashti	1.98/6'6"	92/203	340	330	3 JUL 1992						
14		ALI Abdullah	A. Dashti	1.78/5'10"	75/165	305	292	2 JAN 1990						
15		ALKAZIMI Zaid	Zaid	1.76/5'9"	70/154	310	305	8 DEC 1978						
17		ALOTAIBI Abdulrahman	Alotaibi	1.83/6'0"	70/154	338	328	7 NOV 1985						
18	L	SALEEM Abdulaziz	Abdulaziz	1.72/5'8"	65/143	288	276	28 NOV 1988						
Coach			MALEVIC Radovan (CRO)			Assistant Coach			MERINGER Davor (CRO)					

LEGEND	
%	Percent of total team scoring
C	Team Captain
L	Libero Player

Timing and Results provided by Tissot



Match No.: 3

Start List

출전선수 목록

IND vs HKG

P1

First Referee: ALATEEQ Abdullatif Hamoud M (KSA)

Second Referee: FAHAD MOHAMMED Ismael (QAT)

IND - India Uniform colour:

No.	C/L	Name	Shirt Name	Height m / ft in	Weight kg / lbs	Highest Reach		Date of Birth	Tournament Totals					
						Spike cm	Block cm		Spike	Block	Serve	Total	%	
1		GOVINDARAJAN RAMAKRISHNAN Vaishnav	vaishu	2.05/6'9"	98/216	353	330	11 FEB 1991						
3		MANDEEP Singh	mandeep	2.00/6'7"	91/201	342	328	17 OCT 1989						
4	C	RANJIT Singh	ranjit	1.92/6'4"	90/198	325	316	19 JUL 1993						
6		CHARLES Jerome Vinith	jerome	1.98/6'6"	88/194	345	325	26 JUN 1992						
10		KHOIWAL Dilip	dilip	1.95/6'5"	78/172	344	321	16 AUG 1991						
12		NAVJIT Singh	navjit	2.05/6'9"	95/209	340	328	1 JUL 1991						
13		PRABAGARAN	Prabha	1.93/6'4"	75/165	348	320	3 NOV 1988						
14	L	SIVASUBRAMANIAN Kanagaraj	kanakaraj	1.78/5'10"	75/165	305	285	7 MAY 1991						
16		MOHAN Ukkrapandian	ukkra	1.91/6'3"	82/181	325	315	15 MAY 1989						
17		GURINDER Singh	gurinder	1.95/6'5"	92/203	339	323	5 JUN 1989						
18		MANIDURAI Naveen Raja Jacob	naveen	1.89/6'2"	87/192	333	318	10 JAN 1989						
19		KATARIYA Lavmeet	lavmeet	1.94/6'4"	88/194	351	323	7 SEP 1993						
Coach			GARUDAPURAM ESSNIPADI Sridharan (IND)			Assistant Coach			RAMASAMY Kamaraj (IND)					

HKG - Hong Kong, China Uniform colour:

No.	C/L	Name	Shirt Name	Height m / ft in	Weight kg / lbs	Highest Reach		Date of Birth	Tournament Totals					
						Spike cm	Block cm		Spike	Block	Serve	Total	%	
4		YIK Chi Hin	c h yik	1.95/6'5"	83/183	330	315	26 AUG 1991						
5	C	KWONG Ngai Shing Jacky	n s kwong	1.85/6'1"	94/207	310	300	16 DEC 1982						
7		LAM Chun Man	c m lam	1.84/6'0"	75/165	320	310	11 FEB 1985						
8		LEE Man Sing	m s lee	1.86/6'1"	78/172	325	315	30 JAN 1989						
9		CHUNG Wai Sze	w s chung	1.86/6'1"	80/176	315	305	4 SEP 1991						
11		SIU Cheong Hung	c h siu	1.91/6'3"	78/172	330	320	26 JAN 1993						
12		WU Lok Kan	l k wu	1.95/6'5"	83/183	335	320	22 JAN 1994						
13	L	NG Kin Pong Jonathan	k p ng	1.67/5'6"	60/132	280	270	8 JUL 1987						
14		KWOK Chung Kan	c k kwok	1.67/5'6"	66/146	285	280	5 JUL 1986						
15		LUK Chun Ho	c h luk	1.88/6'2"	83/183	320	310	19 NOV 1991						
18		YAU Tze Ching	t c yau	1.94/6'4"	75/165	325	320	19 JUN 1994						
20		CHAN Alex Chi Wai	c w chan	1.95/6'5"	85/187	340	330	18 APR 1993						
Coach			POON Wai King (HKG)			Assistant Coach			LO Yiu Man (HKG)					

LEGEND	
%	Percent of total team scoring
C	Team Captain
L	Libero Player

Timing and Results provided by Tissot



SAT 20 SEP 2014
Start Time: 15:01 / End Time: 16:19

Match No.: 2

Match Results

경기 결과

Match Duration: 1h 18m
Spectators: 4000

P2

KOR vs KAZ
3 0

Teams	Sets	1	2	3	Total
KOR	3	25	25	25	75
KAZ	0	16	21	23	60
	Playing Time	21m	23m	27m	1h 11m

First Referee: WANG Ning (CHN)

Second Referee: HO Tat Ming Samuel (HKG)

KOR - Republic of Korea

No	C/L	Name	1	2	3	4	5	Pts
1		SONG Myunggeun						
2	C	HAN Sunsoo	5	5	5			1
4		SHIN Yungsuk	3	3	3			7
6		LEE Mingyu		2				
8		PARK Sangha	6	6	6			3
9		KWAK Seungsuk	1	1	1			6
10	L	BU Yongchan	L	L	L			
11		CHOI Minho			9			
12		JEON Kwangin	4	4	4			12
13		PARK Chulwoo	2	2	2			9
17		SEO Jaeduck		13	13			7
19	L	JEONG Minsu	L	L	L			

KAZ - Kazakhstan

No	C/L	Name	1	2	3	4	5	Pts
2		KUZNETSOV Anton						
3		YUDIN Anton	4	3	4			5
4		STOLNIKOV Alexandr	2					
5		KUZNETSOV Sergey						
6	L	BAIBEKOV Kairat	L	L	L			
7	C	GORBATKOV Dmitriy	9	5				1
8		GABDULIN Kanat	4	1	2			
9		IMANGALIYEV Marat	6	7	6			7
12		KADIRKHANOV Nodirkhan	1	6	1			5
17		RADKEVICH Sergey		19	5			6
18		VORIVODIN Vitaliy	3	2	3			10
19		MAMEDOV Maxim	5	4				3

TEAM AND PLAYER PERFORMANCES

Won	Total Atts	No Name	Scoring Skills	Won	Total Atts	No Name
37	75	Total Team		26	73	Total Team
10	22	12 JEON Kwangin	Spike	9	20	18 VORIVODIN Vitaliy
8	15	13 PARK Chulwoo		5	12	17 RADKEVICH Sergey
7	16	17 SEO Jaeduck		5	18	9 IMANGALIYEV Marat
4	27	Total Team	Block	10	33	Total Team
1	4	13 PARK Chulwoo		3	6	12 KADIRKHANOV Nodirkhan
1	8	4 SHIN Yungsuk		2	8	3 YUDIN Anton
1	4	8 PARK Sangha	2	7	9 IMANGALIYEV Marat	
4	76	Total Team	Serve	1	59	Total Team
2	21	4 SHIN Yungsuk		1	13	3 YUDIN Anton
1	16	2 HAN Sunsoo				
1	9	12 JEON Kwangin				
30		Total Team	Opp Error	23		Total Team
75	178	Total Team	Total	60	165	Total Team
12	34	12 JEON Kwangin	Best Scorer	10	40	18 VORIVODIN Vitaliy
105 km/h		12 JEON Kwangin	Fastest Serve	103 km/h		12 KADIRKHANOV Nodirkhan

LEGEND

Atts Attempts
L Libero player
n Starting line-up where n = starting position on court (i.e. positions 1 to 6)
Opp Opponent

C Team Captain
L Substitute libero
nn Substitute where nn = jersey number of out going player
Pts Points scored

Timing and Results provided by Tissot



SAT 20 SEP 2014
Start Time: 12:31 / End Time: 13:53

Match No.: 1

Match Results

경기 결과

Match Duration: 1h 22m
Spectators: 1000

P2

PAK vs KUW
0 3

Teams	Sets	1	2	3	Total
PAK	0	22	21	16	59
KUW	3	25	25	25	75
	Playing Time	26m	27m	23m	1h 16m

First Referee: FIROUZI Ebrahim (IRI)

Second Referee: UALKHANOV Doszhan (KAZ)

PAK - Pakistan

No	C/L	Name	1	2	3	4	5	Pts
1		RASOOL Mohib	3	3	3			8
3		RAZA Mubashir	5	5				3
4		NAQVI Syed Shujah Abbas	6	6	6			6
5		NADEEM Asif	1	1	1			1
6		ALI Akhtar			5			
7		KHAN Muhammad Ismail		3	5			1
8		KHAN Aimal			10			4
9		KHAN Nasir	2		2			3
10	C	AHMED Naseer	4	4	4			13
12	L	SULTAN Imran	L	L	L			
15		JEHAN Murad	5	5	9			2
17		IDREES Muhammad			4			

KUW - Kuwait

No	C/L	Name	1	2	3	4	5	Pts
1	C	MANSOUR Abdullah	2	3	2			9
2		BAHAROH Mousa						
4		ALKHAREEF Abdulaziz						
5	L	SAYAH Ali						
6		ABDULMAJIEID Sultan	4	5	4			12
7		ALSALIM Amer	3	4	3			13
11		ALBANNA Mohammad	6	1	6			5
13		DASHTI Naser	15	15				
14		ALI Abdullah						
15		ALKAZIMI Zaid	1	2	1			1
17		ALOTAIBI Abdulrahman	5	6	5			13
18	L	SALEEM Abdulaziz	L	L	L			

TEAM AND PLAYER PERFORMANCES

Won	Total Atts	No Name	Scoring Skills	Won	Total Atts	No Name
38	87	Total Team		40	78	Total Team
13	23	10 AHMED Naseer	Spike	10	17	17 ALOTAIBI Abdulrahman
6	13	1 RASOOL Mohib		9	19	1 MANSOUR Abdullah
6	10	4 NAQVI Syed Shujah Abbas		9	23	6 ABDULMAJIEID Sultan
3	28	Total Team	Block	8	31	Total Team
2	4	1 RASOOL Mohib		3	14	7 ALSALIM Amer
1	2	15 JEHAN Murad		2	3	6 ABDULMAJIEID Sultan
	59	Total Team	Serve	2	7	17 ALOTAIBI Abdulrahman
				5	75	Total Team
				3	13	7 ALSALIM Amer
18		Total Team	Opp Error	1	12	17 ALOTAIBI Abdulrahman
59	174	Total Team		1	15	6 ABDULMAJIEID Sultan
				22		Total Team
13	34	10 AHMED Naseer	Total	75	184	Total Team
92 km/h		9 KHAN Nasir	Best Scorer	13	41	7 ALSALIM Amer
			Fastest Serve	87 km/h		15 ALKAZIMI Zaid

LEGEND

Atts Attempts
L Libero player
n Starting line-up where n = starting position on court (i.e. positions 1 to 6)
Opp Opponent

C Team Captain
L Substitute libero
nn Substitute where nn = jersey number of out going player
Pts Points scored

Timing and Results provided by Tissot



SAT 20 SEP 2014
Start Time: 16:30 / End Time: 18:08

Match No.: 3

Match Results

경기 결과

Match Duration: 1h 38m
Spectators: 210

P2

IND vs HKG

3 1

Teams	Sets	1	2	3	4	Total
IND	3	23	25	25	25	98
HKG	1	25	18	16	21	80
Playing Time		23m	22m	21m	23m	1h 29m

First Referee: ALATEEQ Abdullatif Hamoud M (KSA)

Second Referee: FAHAD MOHAMMED Ismael (QAT)

IND - India

No	C/L	Name	1	2	3	4	5	Pts
1		GOVINDARAJAN RAMAKRISHNAN Vaishnav	4	3	4	3		13
3		MANDEEP Singh	18					
4	C	RANJIT Singh		16	2	1		3
6		CHARLES Jerome Vinith						
10		KHOIWAL Dilip	13					
12		NAVJIT Singh	1	6	1	6		7
13		PRABAGARAN	3	2	3	2		15
14	L	SIVASUBRAMANIAN Kanagaraj	L	L	L	L		
16		MOHAN Ukkrapandian	2	1	12	4		2
17		GURINDER Singh	5	4	5	4		15
18		MANIDURAI Naveen Raja Jacob	6	5	6	5		12
19		KATARIYA Lavmeet	1			12		4

HKG - Hong Kong, China

No	C/L	Name	1	2	3	4	5	Pts
4		YIK Chi Hin						
5	C	KWONG Ngai Shing Jacky		9				
7		LAM Chun Man	5	6	5	6		9
8		LEE Man Sing	6	1	6	1		8
9		CHUNG Wai Sze	1	2	1	2		2
11		SIU Cheong Hung	2	3	2	3		12
12		WU Lok Kan			18	4		1
13	L	NG Kin Pong Jonathan	L	L	L	L		
14		KWOK Chung Kan	8	18	8	8		
15		LUK Chun Ho						
18		YAU Tze Ching	3	4	3			4
20		CHAN Alex Chi Wai	4	5	4	5		24

TEAM AND PLAYER PERFORMANCES

Won	Total Atts	No	Name
53	104	Total Team	
14	30	17	GURINDER Singh
12	22	13	PRABAGARAN
10	22	18	MANIDURAI Naveen Raja Jacob
14	57	Total Team	
5	10	1	GOVINDARAJAN RAMAKRISHNAN Vaishnav
2	11	4	RANJIT Singh
2	9	13	PRABAGARAN
4	97	Total Team	
1	14	13	PRABAGARAN
1	11	16	MOHAN Ukkrapandian
1	12	18	MANIDURAI Naveen Raja Jacob
27		Total Team	
98	258	Total Team	
15	45	13	PRABAGARAN
99 km/h		18	MANIDURAI Naveen Raja Jacob

Scoring Skills	Won	Total Atts	No	Name
Spike	52	130	Total Team	
	23	55	20	CHAN Alex Chi Wai
	9	18	7	LAM Chun Man
Block	8	29	11	SIU Cheong Hung
	5	39	Total Team	
	2	5	11	SIU Cheong Hung
Serve	2	6	9	CHUNG Wai Sze
	1	12	8	LEE Man Sing
	3	81	Total Team	
Opp Error	2	16	11	SIU Cheong Hung
	1	15	20	CHAN Alex Chi Wai
	20		Total Team	
Total	80	250	Total Team	
Best Scorer	24	74	20	CHAN Alex Chi Wai
Fastest Serve	101 km/h		20	CHAN Alex Chi Wai

LEGEND

Atts Attempts
L Libero player
n Starting line-up where n = starting position on court (i.e. positions 1 to 6)
Opp Opponent

C Team Captain
L Substitute libero
nn Substitute where nn = jersey number of out going player
Pts Points scored

Timing and Results provided by Tissot



Match No.: 2

Match Statistics

경기 통계

Match Duration: 1h 18m
Spectators: 4000

P3


KOR vs KAZ
3 0

Teams	Sets	1	2	3	Total
KOR	3	25	25	25	75
KAZ	0	16	21	23	60
	Playing Time	21m	23m	27m	1h 11m


First Referee: WANG Ning (CHN)

Second Referee: HO Tat Ming Samuel (HKG)


KOR - Republic of Korea

Scoring Spike

Limit 15.00%

Rk	No	Name	Spikes	Faults	Shots	Total Attempts	Eff %
1	17	SEO Jaeduck	7	2	7	16	31.25
2	13	PARK Chulwoo	8	4	3	15	26.67
3	12	JEON Kwangin	10	6	6	22	18.18
	4	SHIN Yungsuk	4	3	3	10	
	9	KWAK Seungsuk	6	2	-	8	
	8	PARK Sangha	2	-	2	4	
	1	SONG Myunggeun	-	-	-	-	
	2	HAN Sunsoo	-	-	-	-	
	6	LEE Mingyu	-	-	-	-	
	10	BU Yongchan	-	-	-	-	
	11	CHOI Minho	-	-	-	-	
	19	JEONG Minsu	-	-	-	-	
Team Totals			37	17	21	75	26.67

Scoring Block


Rk	No	Name	Kill Blocks	Faults	Rebounds	Total Attempts	Avg by Set
1	4	SHIN Yungsuk	1	3	4	8	0.33
1	13	PARK Chulwoo	1	-	3	4	0.33
1	8	PARK Sangha	1	2	1	4	0.33
1	12	JEON Kwangin	1	2	-	3	0.33
5	2	HAN Sunsoo	-	1	2	3	0.00
5	17	SEO Jaeduck	-	1	2	3	0.00
5	9	KWAK Seungsuk	-	-	2	2	0.00
	1	SONG Myunggeun	-	-	-	-	
	6	LEE Mingyu	-	-	-	-	
	10	BU Yongchan	-	-	-	-	
	11	CHOI Minho	-	-	-	-	
	19	JEONG Minsu	-	-	-	-	
Team Totals			4	9	14	27	1.33

Scoring Service


Rk	No	Name	Aces	Faults	Serve Hits	Total Attempts	Avg by Set
1	4	SHIN Yungsuk	2	2	17	21	0.67
2	2	HAN Sunsoo	1	1	14	16	0.33
2	12	JEON Kwangin	1	4	4	9	0.33
4	8	PARK Sangha	-	2	7	9	0.00
4	9	KWAK Seungsuk	-	2	7	9	0.00
4	17	SEO Jaeduck	-	2	3	5	0.00
4	13	PARK Chulwoo	-	3	2	5	0.00
4	11	CHOI Minho	-	-	2	2	0.00
	1	SONG Myunggeun	-	-	-	-	
	6	LEE Mingyu	-	-	-	-	
	10	BU Yongchan	-	-	-	-	
	19	JEONG Minsu	-	-	-	-	
Team Totals			4	16	56	76	1.33

Team

Opponent Errors & Team Faults	30
-------------------------------	----

Timing and Results provided by Tissot



Match No.: 2

Match Statistics

경기 통계

Match Duration: 1h 18m
Spectators: 4000

P3


KOR vs KAZ
3 0

Teams	Sets	1	2	3	Total
KOR	3	25	25	25	75
KAZ	0	16	21	23	60
	Playing Time	21m	23m	27m	1h 11m


First Referee: WANG Ning (CHN)

Second Referee: HO Tat Ming Samuel (HKG)

KOR - Republic of Korea

Non-Scoring Dig


Rk	No	Name	Digs	Faults	Receptions	Total Attempts	Avg by Set
1	2	HAN Sunsoo	3	-	3	6	1.00
2	9	KWAK Seungsuk	1	1	10	12	0.33
2	12	JEON Kwangin	1	1	3	5	0.33
4	4	SHIN Yungsuk	-	-	4	4	0.00
4	13	PARK Chulwoo	-	-	3	3	0.00
4	17	SEO Jaeduck	-	-	3	3	0.00
4	19	JEONG Minsu	-	-	2	2	0.00
4	10	BU Yongchan	-	1	1	2	0.00
	1	SONG Myunggeun	-	-	-	-	-
	6	LEE Mingyu	-	-	-	-	-
	8	PARK Sangha	-	-	-	-	-
	11	CHOI Minho	-	-	-	-	-
Team Totals			5	3	29	37	1.67

Non-Scoring Set


Rk	No	Name	Running Sets	Faults	Still Sets	Total Attempts	Avg by Set
1	2	HAN Sunsoo	29	-	24	53	9.67
2	8	PARK Sangha	2	-	3	5	0.67
2	12	JEON Kwangin	2	-	-	2	0.67
4	10	BU Yongchan	1	-	1	2	0.33
4	11	CHOI Minho	1	-	-	1	0.33
6	6	LEE Mingyu	-	-	6	6	0.00
6	4	SHIN Yungsuk	-	-	2	2	0.00
6	9	KWAK Seungsuk	-	-	2	2	0.00
6	19	JEONG Minsu	-	-	1	1	0.00
	1	SONG Myunggeun	-	-	-	-	-
	13	PARK Chulwoo	-	-	-	-	-
	17	SEO Jaeduck	-	-	-	-	-
Team Totals			35		39	74	11.67

Non-Scoring Reception

Limit
25.00%

Rk	No	Name	Excellents	Faults	Serve Receptions	Total Attempts	Succ %
1	19	JEONG Minsu	14	1	6	21	66.67
2	9	KWAK Seungsuk	6	-	8	14	42.86
	12	JEON Kwangin	5	-	4	9	
	10	BU Yongchan	2	-	-	2	
	4	SHIN Yungsuk	-	-	1	1	
	1	SONG Myunggeun	-	-	-	-	
	2	HAN Sunsoo	-	-	-	-	
	6	LEE Mingyu	-	-	-	-	
	8	PARK Sangha	-	-	-	-	
	11	CHOI Minho	-	-	-	-	
	13	PARK Chulwoo	-	-	-	-	
	17	SEO Jaeduck	-	-	-	-	
Team Totals			27	1	19	47	57.45



Match No.: 2

Match Statistics

경기 통계

Match Duration: 1h 18m
Spectators: 4000

P3


KOR vs KAZ
3 0

Teams	Sets	1	2	3	Total
KOR	3	25	25	25	75
KAZ	0	16	21	23	60
	Playing Time	21m	23m	27m	1h 11m


First Referee: WANG Ning (CHN)

Second Referee: HO Tat Ming Samuel (HKG)


KAZ - Kazakhstan

Scoring Spike

Limit 15.00%

Rk	No	Name	Spikes	Faults	Shots	Total Attempts	Eff %
1	18	VORIVODIN Vitaliy	9	3	8	20	30.00
2	17	RADKEVICH Sergey	5	2	5	12	25.00
	9	IMANGALIYEV Marat	5	7	6	18	
	19	MAMEDOV Maxim	3	4	1	8	
	3	YUDIN Anton	2	-	5	7	
	12	KADIRKHANOV Nodirkhan	2	2	1	5	
	7	GORBATKOV Dmitriy	-	1	2	3	
	2	KUZNETSOV Anton	-	-	-	-	
	4	STOLNIKOV Alexandr	-	-	-	-	
	5	KUZNETSOV Sergey	-	-	-	-	
	6	BAIBEKOV Kairat	-	-	-	-	
	8	GABDULIN Kanat	-	-	-	-	
Team Totals			26	19	28	73	9.59

Scoring Block


Rk	No	Name	Kill Blocks	Faults	Rebounds	Total Attempts	Avg by Set
1	12	KADIRKHANOV Nodirkhan	3	2	1	6	1.00
2	3	YUDIN Anton	2	2	4	8	0.67
2	9	IMANGALIYEV Marat	2	2	3	7	0.67
4	18	VORIVODIN Vitaliy	1	4	-	5	0.33
4	17	RADKEVICH Sergey	1	-	2	3	0.33
4	7	GORBATKOV Dmitriy	1	-	-	1	0.33
7	19	MAMEDOV Maxim	-	-	2	2	0.00
7	8	GABDULIN Kanat	-	1	-	1	0.00
	2	KUZNETSOV Anton	-	-	-	-	
	4	STOLNIKOV Alexandr	-	-	-	-	
	5	KUZNETSOV Sergey	-	-	-	-	
	6	BAIBEKOV Kairat	-	-	-	-	
Team Totals			10	11	12	33	3.33

Scoring Service


Rk	No	Name	Aces	Faults	Serve Hits	Total Attempts	Avg by Set
1	3	YUDIN Anton	1	4	8	13	0.33
2	18	VORIVODIN Vitaliy	-	2	13	15	0.00
2	8	GABDULIN Kanat	-	1	8	9	0.00
2	12	KADIRKHANOV Nodirkhan	-	4	4	8	0.00
2	9	IMANGALIYEV Marat	-	-	6	6	0.00
2	19	MAMEDOV Maxim	-	1	3	4	0.00
2	17	RADKEVICH Sergey	-	1	2	3	0.00
2	7	GORBATKOV Dmitriy	-	-	1	1	0.00
	2	KUZNETSOV Anton	-	-	-	-	
	4	STOLNIKOV Alexandr	-	-	-	-	
	5	KUZNETSOV Sergey	-	-	-	-	
	6	BAIBEKOV Kairat	-	-	-	-	
Team Totals			1	13	45	59	0.33

Team
Opponent Errors & Team Faults

23	1
----	---

Timing and Results provided by Tissot



Match No.: 2

Match Statistics

경기 통계

Match Duration: 1h 18m
Spectators: 4000

P3


KOR vs KAZ
3 0

Teams	Sets	1	2	3	Total
KOR	3	25	25	25	75
KAZ	0	16	21	23	60
	Playing Time	21m	23m	27m	1h 11m


First Referee: WANG Ning (CHN)

Second Referee: HO Tat Ming Samuel (HKG)

KAZ - Kazakhstan

Non-Scoring Dig


Rk	No	Name	Digs	Faults	Receptions	Total Attempts	Avg by Set
1	18	VORIVODIN Vitaliy	1	3	7	11	0.33
1	8	GABDULIN Kanat	1	2	7	10	0.33
1	6	BAIBEKOV Kairat	1	3	3	7	0.33
4	9	IMANGALIYEV Marat	-	3	1	4	0.00
4	7	GORBATKOV Dmitriy	-	1	2	3	0.00
4	17	RADKEVICH Sergey	-	-	2	2	0.00
4	3	YUDIN Anton	-	-	1	1	0.00
4	19	MAMEDOV Maxim	-	1	-	1	0.00
	2	KUZNETSOV Anton	-	-	-	-	-
	4	STOLNIKOV Alexandr	-	-	-	-	-
	5	KUZNETSOV Sergey	-	-	-	-	-
	12	KADIRKHANOV Nodirkhan	-	-	-	-	-
Team Totals			3	13	23	39	1.00

Non-Scoring Set


Rk	No	Name	Running Sets	Faults	Still Sets	Total Attempts	Avg by Set
1	8	GABDULIN Kanat	21	1	33	55	7.00
2	7	GORBATKOV Dmitriy	1	-	-	1	0.33
2	19	MAMEDOV Maxim	1	-	-	1	0.33
4	17	RADKEVICH Sergey	-	-	3	3	0.00
4	18	VORIVODIN Vitaliy	-	-	3	3	0.00
4	6	BAIBEKOV Kairat	-	-	2	2	0.00
4	9	IMANGALIYEV Marat	-	-	2	2	0.00
4	3	YUDIN Anton	-	-	1	1	0.00
4	12	KADIRKHANOV Nodirkhan	-	-	1	1	0.00
	2	KUZNETSOV Anton	-	-	-	-	-
	4	STOLNIKOV Alexandr	-	-	-	-	-
	5	KUZNETSOV Sergey	-	-	-	-	-
Team Totals			23	1	45	69	7.67

Non-Scoring Reception

Limit
25.00%

Rk	No	Name	Excellents	Faults	Serve Receptions	Total Attempts	Succ %
1	9	IMANGALIYEV Marat	7	1	4	12	58.33
2	18	VORIVODIN Vitaliy	8	2	4	14	57.14
3	6	BAIBEKOV Kairat	8	-	8	16	50.00
	7	GORBATKOV Dmitriy	1	1	7	9	-
	8	GABDULIN Kanat	-	-	1	1	-
	2	KUZNETSOV Anton	-	-	-	-	-
	3	YUDIN Anton	-	-	-	-	-
	4	STOLNIKOV Alexandr	-	-	-	-	-
	5	KUZNETSOV Sergey	-	-	-	-	-
	12	KADIRKHANOV Nodirkhan	-	-	-	-	-
	17	RADKEVICH Sergey	-	-	-	-	-
	19	MAMEDOV Maxim	-	-	-	-	-
Team Totals			24	4	24	52	46.15

LEGEND		Eff%		Rk		Succ%	
Avg	Average	Eff%	Efficiency	Rk	Rank	Succ%	Success %

Timing and Results provided by Tissot



Match No.: 1

Match Statistics

경기 통계

Match Duration: 1h 22m
Spectators: 1000

P3


PAK vs KUW
0 3

Teams	Sets	1	2	3	Total
PAK	0	22	21	16	59
KUW	3	25	25	25	75
	Playing Time	26m	27m	23m	1h 16m


First Referee: FIROUZI Ebrahim (IRI)

Second Referee: UALKHANOV Doszhan (KAZ)


PAK - Pakistan

Scoring Spike

Limit
15.00%

Rk	No	Name	Spikes	Faults	Shots	Total Attempts	Eff %
1	10	AHMED Naseer	13	4	6	23	39.13
	1	RASOOL Mohib	6	1	6	13	
	8	KHAN Aimal	4	3	5	12	
	9	KHAN Nasir	3	2	6	11	
	4	NAQVI Syed Shujah Abbas	6	1	3	10	
	3	RAZA Mubashir	3	1	2	6	
	7	KHAN Muhammad Ismail	1	2	3	6	
	15	JEHAN Murad	1	1	2	4	
	5	NADEEM Asif	1	-	1	2	
	6	ALI Akhtar	-	-	-	-	
	12	SULTAN Imran	-	-	-	-	
	17	IDREES Muhammad	-	-	-	-	
Team Totals			38	15	34	87	26.44

Scoring Block


Rk	No	Name	Kill Blocks	Faults	Rebounds	Total Attempts	Avg by Set
1	1	RASOOL Mohib	2	1	1	4	0.67
2	15	JEHAN Murad	1	1	-	2	0.33
3	9	KHAN Nasir	-	3	2	5	0.00
3	5	NADEEM Asif	-	2	2	4	0.00
3	7	KHAN Muhammad Ismail	-	2	2	4	0.00
3	3	RAZA Mubashir	-	1	2	3	0.00
3	4	NAQVI Syed Shujah Abbas	-	2	1	3	0.00
3	10	AHMED Naseer	-	1	1	2	0.00
3	17	IDREES Muhammad	-	1	-	1	0.00
	6	ALI Akhtar	-	-	-	-	
	8	KHAN Aimal	-	-	-	-	
	12	SULTAN Imran	-	-	-	-	
Team Totals			3	14	11	28	1.00

Scoring Service


Rk	No	Name	Aces	Faults	Serve Hits	Total Attempts	Avg by Set
1	1	RASOOL Mohib	-	2	7	9	0.00
1	10	AHMED Naseer	-	3	6	9	0.00
1	9	KHAN Nasir	-	-	8	8	0.00
1	5	NADEEM Asif	-	1	7	8	0.00
1	3	RAZA Mubashir	-	1	5	6	0.00
1	4	NAQVI Syed Shujah Abbas	-	2	4	6	0.00
1	7	KHAN Muhammad Ismail	-	1	3	4	0.00
1	8	KHAN Aimal	-	2	2	4	0.00
1	15	JEHAN Murad	-	2	1	3	0.00
1	6	ALI Akhtar	-	-	1	1	0.00
1	17	IDREES Muhammad	-	1	-	1	0.00
	12	SULTAN Imran	-	-	-	-	
Team Totals				15	44	59	0.00

Team
Opponent Errors & Team Faults

18

Timing and Results provided by Tissot



Match No.: 1

Match Statistics

경기 통계

Match Duration: 1h 22m
Spectators: 1000

P3


PAK vs KUW
0 3


Teams	Sets	1	2	3	Total
PAK	0	22	21	16	59
KUW	3	25	25	25	75
	Playing Time	26m	27m	23m	1h 16m


First Referee: FIROUZI Ebrahim (IRI)

Second Referee: UALKHANOV Doszhan (KAZ)

PAK - Pakistan

Non-Scoring Dig	Rk	No	Name	Digs	Faults	Receptions	Total Attempts	Avg by Set	
	1	12	SULTAN Imran	2	4	6	12	0.67	
	2	3	RAZA Mubashir	1	1	2	4	0.33	
	3	5	NADEEM Asif	-	1	4	5	0.00	
	3	9	KHAN Nasir	-	1	4	5	0.00	
	3	7	KHAN Muhammad Ismail	-	-	3	3	0.00	
	3	10	AHMED Naseer	-	-	3	3	0.00	
	3	15	JEHAN Murad	-	2	1	3	0.00	
	3	8	KHAN Aimal	-	-	2	2	0.00	
	3	4	NAQVI Syed Shujah Abbas	-	-	1	1	0.00	
	3	1	RASOOL Mohib	-	1	-	1	0.00	
	3	17	IDREES Muhammad	-	1	-	1	0.00	
		6	ALI Akhtar	-	-	-	-	-	-
	Team Totals				3	11	26	40	1.00

Non-Scoring Set	Rk	No	Name	Running Sets	Faults	Still Sets	Total Attempts	Avg by Set	
	1	5	NADEEM Asif	29	-	35	64	9.67	
	2	6	ALI Akhtar	2	-	4	6	0.67	
	2	10	AHMED Naseer	2	-	-	2	0.67	
	4	4	NAQVI Syed Shujah Abbas	1	-	1	2	0.33	
	5	1	RASOOL Mohib	-	-	1	1	0.00	
	5	3	RAZA Mubashir	-	-	1	1	0.00	
	5	8	KHAN Aimal	-	-	1	1	0.00	
	5	12	SULTAN Imran	-	-	1	1	0.00	
	5	15	JEHAN Murad	-	-	1	1	0.00	
	5	17	IDREES Muhammad	-	-	1	1	0.00	
		7	KHAN Muhammad Ismail	-	-	-	-	-	-
		9	KHAN Nasir	-	-	-	-	-	-
	Team Totals				34		46	80	11.33

Non-Scoring Reception	Rk	No	Name	Excellents	Faults	Serve Receptions	Total Attempts	Succ %	
	1	7	KHAN Muhammad Ismail	10	2	8	20	50.00	
		9	KHAN Nasir	6	1	8	15		
		3	RAZA Mubashir	4	2	8	14		
		12	SULTAN Imran	8	-	5	13		
		15	JEHAN Murad	3	-	-	3		
		4	NAQVI Syed Shujah Abbas	1	-	-	1		
		1	RASOOL Mohib	-	-	-	-		
		5	NADEEM Asif	-	-	-	-		
		6	ALI Akhtar	-	-	-	-		
		8	KHAN Aimal	-	-	-	-		
		10	AHMED Naseer	-	-	-	-		
		17	IDREES Muhammad	-	-	-	-		
	Limit								
25.00%	Team Totals				32	5	29	66	48.48



Match No.: 1

Match Statistics

경기 통계

Match Duration: 1h 22m
Spectators: 1000

P3


PAK vs KUW
0 3

Teams	Sets	1	2	3	Total
PAK	0	22	21	16	59
KUW	3	25	25	25	75
	Playing Time	26m	27m	23m	1h 16m


First Referee: FIROUZI Ebrahim (IRI)

Second Referee: UALKHANOV Doszhan (KAZ)


KUW - Kuwait

Scoring Spike

Limit
15.00%

Rk	No	Name	Spikes	Faults	Shots	Total Attempts	Eff %
1	17	ALOTAIBI Abdulrahman	10	1	6	17	52.94
2	1	MANSOUR Abdullah	9	2	8	19	36.84
3	7	ALSALIM Amer	7	3	4	14	28.57
4	6	ABDULMAJIEID Sultan	9	5	9	23	17.39
	11	ALBANNA Mohammad	4	-	-	4	
	15	ALKAZIMI Zaid	1	-	-	1	
	2	BAHAROH Mousa	-	-	-	-	
	4	ALKHAREEF Abdulaziz	-	-	-	-	
	5	SAYAH Ali	-	-	-	-	
	13	DASHTI Naser	-	-	-	-	
	14	ALI Abdullah	-	-	-	-	
	18	SALEEM Abdulaziz	-	-	-	-	
Team Totals			40	11	27	78	37.18

Scoring Block


Rk	No	Name	Kill Blocks	Faults	Rebounds	Total Attempts	Avg by Set
1	7	ALSALIM Amer	3	4	7	14	1.00
2	17	ALOTAIBI Abdulrahman	2	3	2	7	0.67
2	6	ABDULMAJIEID Sultan	2	1	-	3	0.67
4	11	ALBANNA Mohammad	1	1	3	5	0.33
5	15	ALKAZIMI Zaid	-	-	1	1	0.00
5	1	MANSOUR Abdullah	-	1	-	1	0.00
	2	BAHAROH Mousa	-	-	-	-	
	4	ALKHAREEF Abdulaziz	-	-	-	-	
	5	SAYAH Ali	-	-	-	-	
	13	DASHTI Naser	-	-	-	-	
	14	ALI Abdullah	-	-	-	-	
	18	SALEEM Abdulaziz	-	-	-	-	
Team Totals			8	10	13	31	2.67

Scoring Service


Rk	No	Name	Aces	Faults	Serve Hits	Total Attempts	Avg by Set
1	7	ALSALIM Amer	3	-	10	13	1.00
2	6	ABDULMAJIEID Sultan	1	2	12	15	0.33
2	17	ALOTAIBI Abdulrahman	1	1	10	12	0.33
4	1	MANSOUR Abdullah	-	1	15	16	0.00
4	15	ALKAZIMI Zaid	-	2	10	12	0.00
4	11	ALBANNA Mohammad	-	2	5	7	0.00
	2	BAHAROH Mousa	-	-	-	-	
	4	ALKHAREEF Abdulaziz	-	-	-	-	
	5	SAYAH Ali	-	-	-	-	
	13	DASHTI Naser	-	-	-	-	
	14	ALI Abdullah	-	-	-	-	
	18	SALEEM Abdulaziz	-	-	-	-	
Team Totals			5	8	62	75	1.67

Team
Opponent Errors & Team Faults

22	1
----	---



Match No.: 1

Match Statistics

경기 통계

Match Duration: 1h 22m
Spectators: 1000

P3


PAK vs KUW
0 3

Teams	Sets	1	2	3	Total
PAK	0	22	21	16	59
KUW	3	25	25	25	75
	Playing Time	26m	27m	23m	1h 16m


First Referee: FIROUZI Ebrahim (IRI)

Second Referee: UALKHANOV Doszhan (KAZ)


KUW - Kuwait

Non-Scoring Dig


Rk	No	Name	Digs	Faults	Receptions	Total Attempts	Avg by Set
1	1	MANSOUR Abdullah	2	1	5	8	0.67
2	18	SALEEM Abdulaziz	-	5	7	12	0.00
2	15	ALKAZIMI Zaid	-	3	6	9	0.00
2	6	ABDULMAJIEID Sultan	-	1	7	8	0.00
2	17	ALOTAIBI Abdulrahman	-	-	5	5	0.00
2	11	ALBANNA Mohammad	-	-	2	2	0.00
2	7	ALSALIM Amer	-	-	1	1	0.00
	2	BAHAROH Mousa	-	-	-	-	-
	4	ALKHAREEF Abdulaziz	-	-	-	-	-
	5	SAYAH Ali	-	-	-	-	-
	13	DASHTI Naser	-	-	-	-	-
	14	ALI Abdullah	-	-	-	-	-
Team Totals			2	10	33	45	0.67

Non-Scoring Set


Rk	No	Name	Running Sets	Faults	Still Sets	Total Attempts	Avg by Set
1	15	ALKAZIMI Zaid	32	1	30	63	10.67
2	1	MANSOUR Abdullah	1	-	1	2	0.33
2	18	SALEEM Abdulaziz	1	-	1	2	0.33
2	11	ALBANNA Mohammad	1	-	-	1	0.33
5	7	ALSALIM Amer	-	-	3	3	0.00
5	17	ALOTAIBI Abdulrahman	-	-	2	2	0.00
5	6	ABDULMAJIEID Sultan	-	-	1	1	0.00
	2	BAHAROH Mousa	-	-	-	-	-
	4	ALKHAREEF Abdulaziz	-	-	-	-	-
	5	SAYAH Ali	-	-	-	-	-
	13	DASHTI Naser	-	-	-	-	-
	14	ALI Abdullah	-	-	-	-	-
Team Totals			35	1	38	74	11.67

Non-Scoring Reception

Limit
25.00%

Rk	No	Name	Excellents	Faults	Serve Receptions	Total Attempts	Succ %
1	17	ALOTAIBI Abdulrahman	10	-	8	18	55.56
2	1	MANSOUR Abdullah	8	-	10	18	44.44
	18	SALEEM Abdulaziz	6	-	3	9	-
	2	BAHAROH Mousa	-	-	-	-	-
	4	ALKHAREEF Abdulaziz	-	-	-	-	-
	5	SAYAH Ali	-	-	-	-	-
	6	ABDULMAJIEID Sultan	-	-	-	-	-
	7	ALSALIM Amer	-	-	-	-	-
	11	ALBANNA Mohammad	-	-	-	-	-
	13	DASHTI Naser	-	-	-	-	-
	14	ALI Abdullah	-	-	-	-	-
	15	ALKAZIMI Zaid	-	-	-	-	-
Team Totals			24		21	45	53.33

LEGEND		Eff%		Rk		Succ%	
Avg	Average	Eff%	Efficiency	Rk	Rank	Succ%	Success %

Timing and Results provided by Tissot



SAT 20 SEP 2014

Start Time: 16:30 / End Time: 18:08

Match No.: 3

Match Statistics

경기 통계

Match Duration: 1h 38m

Spectators: 210

P3

IND vs HKG

3 1

Teams	Sets	1	2	3	4	Total
IND	3	23	25	25	25	98
HKG	1	25	18	16	21	80
	Playing Time	23m	22m	21m	23m	1h 29m

First Referee: ALATEEQ Abdullatif Hamoud M (KSA)


Second Referee: FAHAD MOHAMMED Ismael (QAT)

IND - India


Scoring Spike

Limit
15.00%

Rk	No	Name	Spikes	Faults	Shots	Total Attempts	Eff %
1	18	MANIDURAI Naveen Raja Jacob	10	2	10	22	36.36
1	13	PRABAGARAN	12	4	6	22	36.36
3	17	GURINDER Singh	14	4	12	30	33.33
	1	GOVINDARAJAN RAMAKRISHNAN Vaishnav	8	-	4	12	
	12	NAVJIT Singh	5	1	6	12	
	19	KATARIYA Lavmeet	3	1	-	4	
	16	MOHAN Ukkrapandian	1	-	-	1	
	4	RANJIT Singh	-	1	-	1	
	3	MANDEEP Singh	-	-	-	-	
	6	CHARLES Jerome Vinith	-	-	-	-	
	10	KHOIWAL Dilip	-	-	-	-	
	14	SIVASUBRAMANIAN Kanagaraj	-	-	-	-	
Team Totals			53	13	38	104	38.46

Scoring Block


Rk	No	Name	Kill Blocks	Faults	Rebounds	Total Attempts	Avg by Set
1	1	GOVINDARAJAN RAMAKRISHNAN Vaishnav	5	3	2	10	1.25
2	4	RANJIT Singh	2	4	5	11	0.50
2	13	PRABAGARAN	2	4	3	9	0.50
2	12	NAVJIT Singh	2	4	1	7	0.50
5	17	GURINDER Singh	1	2	5	8	0.25
5	18	MANIDURAI Naveen Raja Jacob	1	2	4	7	0.25
5	19	KATARIYA Lavmeet	1	-	-	1	0.25
8	16	MOHAN Ukkrapandian	-	1	2	3	0.00
8	14	SIVASUBRAMANIAN Kanagaraj	-	-	1	1	0.00
	3	MANDEEP Singh	-	-	-	-	
	6	CHARLES Jerome Vinith	-	-	-	-	
	10	KHOIWAL Dilip	-	-	-	-	
Team Totals			14	20	23	57	3.50

Scoring Service


Rk	No	Name	Aces	Faults	Serve Hits	Total Attempts	Avg by Set
1	13	PRABAGARAN	1	-	13	14	0.25
1	18	MANIDURAI Naveen Raja Jacob	1	1	10	12	0.25
1	4	RANJIT Singh	1	2	9	12	0.25
1	16	MOHAN Ukkrapandian	1	-	10	11	0.25
5	1	GOVINDARAJAN RAMAKRISHNAN Vaishnav	-	1	16	17	0.00
5	17	GURINDER Singh	-	1	14	15	0.00
5	12	NAVJIT Singh	-	1	12	13	0.00
5	19	KATARIYA Lavmeet	-	-	2	2	0.00
5	10	KHOIWAL Dilip	-	1	-	1	0.00
	3	MANDEEP Singh	-	-	-	-	
	6	CHARLES Jerome Vinith	-	-	-	-	
	14	SIVASUBRAMANIAN Kanagaraj	-	-	-	-	
Team Totals			4	7	86	97	1.00

Team
Opponent Errors & Team Faults

27	2
----	---

Timing and Results provided by Tissot



SAT 20 SEP 2014
Start Time: 16:30 / End Time: 18:08

Match No.: 3

Match Statistics

경기 통계

Match Duration: 1h 38m
Spectators: 210

P3

IND vs HKG


3 1


Teams	Sets	1	2	3	4	Total
IND	3	23	25	25	25	98
HKG	1	25	18	16	21	80
Playing Time		23m	22m	21m	23m	1h 29m


First Referee: ALATEEQ Abdullatif Hamoud M (KSA)

Second Referee: FAHAD MOHAMMED Ismael (QAT)

IND - India

Non-Scoring Dig	Rk	No	Name	Digs	Faults	Receptions	Total Attempts	Avg by Set	
	1	14	SIVASUBRAMANIAN Kanagaraj	1	6	12	19	0.25	
	1	18	MANIDURAI Naveen Raja Jacob	1	1	12	14	0.25	
	1	13	PRABAGARAN	1	3	5	9	0.25	
	1	17	GURINDER Singh	1	-	7	8	0.25	
	5	1	GOVINDARAJAN RAMAKRISHNAN Vaishnav	-	3	1	4	0.00	
	5	10	KHOIWAL Dilip	-	-	2	2	0.00	
	5	16	MOHAN Ukkrapandian	-	-	2	2	0.00	
	5	12	NAVJIT Singh	-	1	1	2	0.00	
	5	4	RANJIT Singh	-	-	1	1	0.00	
		3	MANDEEP Singh	-	-	-	-	-	
		6	CHARLES Jerome Vinith	-	-	-	-	-	
		19	KATARIYA Lavmeet	-	-	-	-	-	
	Team Totals				4	14	43	61	1.00

Non-Scoring Set	Rk	No	Name	Running Sets	Faults	Still Sets	Total Attempts	Avg by Set	
	1	4	RANJIT Singh	26	1	28	55	6.50	
	2	16	MOHAN Ukkrapandian	19	-	17	36	4.75	
	3	14	SIVASUBRAMANIAN Kanagaraj	1	-	1	2	0.25	
	3	1	GOVINDARAJAN RAMAKRISHNAN Vaishnav	1	-	-	1	0.25	
	3	13	PRABAGARAN	1	-	-	1	0.25	
	3	17	GURINDER Singh	1	-	-	1	0.25	
	7	12	NAVJIT Singh	-	-	1	1	0.00	
	7	18	MANIDURAI Naveen Raja Jacob	-	-	1	1	0.00	
		3	MANDEEP Singh	-	-	-	-	-	
		6	CHARLES Jerome Vinith	-	-	-	-	-	
		10	KHOIWAL Dilip	-	-	-	-	-	
		19	KATARIYA Lavmeet	-	-	-	-	-	
	Team Totals				49	1	48	98	12.25

Non-Scoring Reception	Rk	No	Name	Excellents	Faults	Serve Receptions	Total Attempts	Succ %	
	1	18	MANIDURAI Naveen Raja Jacob	11	-	12	23	47.83	
	2	14	SIVASUBRAMANIAN Kanagaraj	8	4	5	17	47.06	
	3	13	PRABAGARAN	10	-	14	24	41.67	
		10	KHOIWAL Dilip	1	-	1	2	-	
		1	GOVINDARAJAN RAMAKRISHNAN Vaishnav	-	-	-	-	-	
		3	MANDEEP Singh	-	-	-	-	-	
		4	RANJIT Singh	-	-	-	-	-	
		6	CHARLES Jerome Vinith	-	-	-	-	-	
		12	NAVJIT Singh	-	-	-	-	-	
		16	MOHAN Ukkrapandian	-	-	-	-	-	
		17	GURINDER Singh	-	-	-	-	-	
		19	KATARIYA Lavmeet	-	-	-	-	-	
	Team Totals				30	4	32	66	45.45
	Limit								25.00%

Timing and Results provided by Tissot



SAT 20 SEP 2014

Start Time: 16:30 / End Time: 18:08

Match No.: 3

Match Statistics

경기 통계

Match Duration: 1h 38m
Spectators: 210

P3

IND vs HKG


3 1


Teams	Sets	1	2	3	4	Total
IND	3	23	25	25	25	98
HKG	1	25	18	16	21	80
	Playing Time	23m	22m	21m	23m	1h 29m


First Referee: ALATEEQ Abdullatif Hamoud M (KSA)

Second Referee: FAHAD MOHAMMED Ismael (QAT)

HKG - Hong Kong, China

Scoring Spike	Rk	No	Name	Spikes	Faults	Shots	Total Attempts	Eff %	
	1	7	LAM Chun Man	9	2	7	18	38.89	
	2	11	SIU Cheong Hung	8	2	19	29	20.69	
	3	20	CHAN Alex Chi Wai	23	14	18	55	16.36	
		8	LEE Man Sing	7	2	5	14		
		18	YAU Tze Ching	4	5	2	11		
		9	CHUNG Wai Sze	-	1	1	2		
		12	WU Lok Kan	1	-	-	1		
		4	YIK Chi Hin	-	-	-	-		
		5	KWONG Ngai Shing Jacky	-	-	-	-		
		13	NG Kin Pong Jonathan	-	-	-	-		
		14	KWOK Chung Kan	-	-	-	-		
		15	LUK Chun Ho	-	-	-	-		
	Limit								
	15.00%								
		Team Totals			52	26	52	130	20.00

Scoring Block	Rk	No	Name	Kill Blocks	Faults	Rebounds	Total Attempts	Avg by Set	
	1	9	CHUNG Wai Sze	2	2	2	6	0.50	
	1	11	SIU Cheong Hung	2	1	2	5	0.50	
	3	8	LEE Man Sing	1	8	3	12	0.25	
	4	18	YAU Tze Ching	-	2	4	6	0.00	
	4	20	CHAN Alex Chi Wai	-	1	3	4	0.00	
	4	12	WU Lok Kan	-	2	2	4	0.00	
	4	7	LAM Chun Man	-	1	1	2	0.00	
		4	YIK Chi Hin	-	-	-	-		
		5	KWONG Ngai Shing Jacky	-	-	-	-		
		13	NG Kin Pong Jonathan	-	-	-	-		
		14	KWOK Chung Kan	-	-	-	-		
		15	LUK Chun Ho	-	-	-	-		
		Team Totals			5	17	17	39	1.25

Scoring Service	Rk	No	Name	Aces	Faults	Serve Hits	Total Attempts	Avg by Set	
	1	11	SIU Cheong Hung	2	1	13	16	0.50	
	2	20	CHAN Alex Chi Wai	1	5	9	15	0.25	
	3	7	LAM Chun Man	-	-	13	13	0.00	
	3	9	CHUNG Wai Sze	-	3	10	13	0.00	
	3	18	YAU Tze Ching	-	1	8	9	0.00	
	3	8	LEE Man Sing	-	-	5	5	0.00	
	3	14	KWOK Chung Kan	-	-	5	5	0.00	
	3	12	WU Lok Kan	-	-	4	4	0.00	
	3	5	KWONG Ngai Shing Jacky	-	-	1	1	0.00	
		4	YIK Chi Hin	-	-	-	-		
		13	NG Kin Pong Jonathan	-	-	-	-		
		15	LUK Chun Ho	-	-	-	-		
		Team Totals			3	10	68	81	0.75

Team	Opponent Errors & Team Faults	20	2

Timing and Results provided by Tissot



SAT 20 SEP 2014

Start Time: 16:30 / End Time: 18:08

Match No.: 3

Match Statistics

경기 통계

Match Duration: 1h 38m

Spectators: 210

P3

IND vs HKG


3 1


Teams	Sets	1	2	3	4	Total
IND	3	23	25	25	25	98
HKG	1	25	18	16	21	80
Playing Time		23m	22m	21m	23m	1h 29m


First Referee: ALATEEQ Abdullatif Hamoud M (KSA)

Second Referee: FAHAD MOHAMMED Ismael (QAT)

HKG - Hong Kong, China

Non-Scoring Dig	Rk	No	Name	Digs	Faults	Receptions	Total Attempts	Avg by Set	
	1	11	SIU Cheong Hung	4	-	3	7	1.00	
	2	13	NG Kin Pong Jonathan	2	4	8	14	0.50	
	3	20	CHAN Alex Chi Wai	1	-	8	9	0.25	
	3	14	KWOK Chung Kan	1	2	1	4	0.25	
	5	9	CHUNG Wai Sze	-	4	7	11	0.00	
	5	7	LAM Chun Man	-	1	9	10	0.00	
	5	12	WU Lok Kan	-	-	2	2	0.00	
	5	5	KWONG Ngai Shing Jacky	-	1	-	1	0.00	
	5	8	LEE Man Sing	-	1	-	1	0.00	
		4	YIK Chi Hin	-	-	-	-	-	
		15	LUK Chun Ho	-	-	-	-	-	
		18	YAU Tze Ching	-	-	-	-	-	
	Team Totals				8	13	38	59	2.00

Non-Scoring Set	Rk	No	Name	Running Sets	Faults	Still Sets	Total Attempts	Avg by Set	
	1	9	CHUNG Wai Sze	40	-	56	96	10.00	
	2	11	SIU Cheong Hung	4	-	1	5	1.00	
	3	5	KWONG Ngai Shing Jacky	3	-	6	9	0.75	
	3	13	NG Kin Pong Jonathan	3	-	4	7	0.75	
	5	18	YAU Tze Ching	1	-	-	1	0.25	
	6	7	LAM Chun Man	-	-	2	2	0.00	
	6	14	KWOK Chung Kan	-	-	2	2	0.00	
	6	8	LEE Man Sing	-	-	1	1	0.00	
		4	YIK Chi Hin	-	-	-	-	-	
		12	WU Lok Kan	-	-	-	-	-	
		15	LUK Chun Ho	-	-	-	-	-	
		20	CHAN Alex Chi Wai	-	-	-	-	-	
	Team Totals				51		72	123	12.75

Non-Scoring Reception	Rk	No	Name	Excellents	Faults	Serve Receptions	Total Attempts	Succ %	
	1	11	SIU Cheong Hung	21	1	14	36	58.33	
	2	13	NG Kin Pong Jonathan	16	2	10	28	57.14	
		7	LAM Chun Man	10	1	5	16		
		14	KWOK Chung Kan	4	-	4	8		
		4	YIK Chi Hin	-	-	-	-		
		5	KWONG Ngai Shing Jacky	-	-	-	-		
		8	LEE Man Sing	-	-	-	-		
		9	CHUNG Wai Sze	-	-	-	-		
		12	WU Lok Kan	-	-	-	-		
		15	LUK Chun Ho	-	-	-	-		
		18	YAU Tze Ching	-	-	-	-		
		20	CHAN Alex Chi Wai	-	-	-	-		
	Team Totals				51	4	33	88	57.95

LEGEND		Eff%		Rk		Succ%	
Avg	Average	Eff%	Efficiency	Rk	Rank	Succ%	Success %

Timing and Results provided by Tissot

Results Table - Preliminary Round

결과표 - 조별리그

As of SAT 20 SEP 2014 at 18:17

P4

Pool A				Points per Set					Total Points	Match Duration	Spectators
Match	Date	Teams	Sets	1	2	3	4	5			
2	20 SEP 2014	KOR vs KAZ	3 - 0	25 - 16	25 - 21	25 - 23			75 - 60	1h 18m	4.000
4	21 SEP 2014	TPE vs QAT									
10	23 SEP 2014	KAZ vs QAT									
15	24 SEP 2014	KOR vs TPE									
19	26 SEP 2014	TPE vs KAZ									
24	27 SEP 2014	KOR vs QAT									

Pool B				Points per Set					Total Points	Match Duration	Spectators
Match	Date	Teams	Sets	1	2	3	4	5			
1	20 SEP 2014	PAK vs KUW	0 - 3	22 - 25	21 - 25	16 - 25			59 - 75	1h 24m	1.000
5	21 SEP 2014	JPN vs KSA									
7	22 SEP 2014	KUW vs KSA									
11	23 SEP 2014	PAK vs JPN									
16	25 SEP 2014	JPN vs KUW									
21	26 SEP 2014	KSA vs PAK									

Pool C				Points per Set					Total Points	Match Duration	Spectators
Match	Date	Teams	Sets	1	2	3	4	5			
3	20 SEP 2014	IND vs HKG	3 - 1	23 - 25	25 - 18	25 - 16	25 - 21		98 - 80	1h 39m	210
8	22 SEP 2014	MDV vs HKG									
13	24 SEP 2014	IND vs MDV									
17	25 SEP 2014	HKG vs IRI									
20	26 SEP 2014	IRI vs IND									
23	27 SEP 2014	IRI vs MDV									

Pool D				Points per Set					Total Points	Match Duration	Spectators
Match	Date	Teams	Sets	1	2	3	4	5			
6	21 SEP 2014	MYA vs CHN									
9	22 SEP 2014	THA vs TKM									
12	23 SEP 2014	CHN vs TKM									
14	24 SEP 2014	MYA vs THA									
18	25 SEP 2014	THA vs CHN									
22	27 SEP 2014	TKM vs MYA									

Statistics of	Average match duration	Average spectators	Total spectators
Preliminary Round	12m	237	5.210

Pool A																		
Rank	Team	Ranking Points	Matches			Results Details						Sets			Points			
			Played	Won	Lost	3-0	3-1	3-2	2-3	1-3	0-3	Won	Lost	Ratio	Won	Lost	Ratio	
1	KOR	3	1	1	0	1							3	0	MAX	75	60	1.250
2	KAZ	0	1	0	1								0	3	0.000	60	75	0.800
	QAT																	
	TPE																	

Pool B																		
Rank	Team	Ranking Points	Matches			Results Details						Sets			Points			
			Played	Won	Lost	3-0	3-1	3-2	2-3	1-3	0-3	Won	Lost	Ratio	Won	Lost	Ratio	
1	KUW	3	1	1	0	1							3	0	MAX	75	59	1.271
2	PAK	0	1	0	1								0	3	0.000	59	75	0.787
	JPN																	
	KSA																	

Pool C																		
Rank	Team	Ranking Points	Matches			Results Details						Sets			Points			
			Played	Won	Lost	3-0	3-1	3-2	2-3	1-3	0-3	Won	Lost	Ratio	Won	Lost	Ratio	
1	IND	3	1	1	0		1						3	1	3.000	98	80	1.225
2	HKG	0	1	0	1								1	3	0.333	80	98	0.816
	IRI																	
	MDV																	

Timing and Results provided by Tissot



Results Table - Preliminary Round

결과표 - 조별리그

As of SAT 20 SEP 2014 at 18:17

Pool D																	
Rank	Team	Ranking Points	Matches			Results Details						Sets			Points		
			Played	Won	Lost	3-0	3-1	3-2	2-3	1-3	0-3	Won	Lost	Ratio	Won	Lost	Ratio
	THA																
	CHN																
	TKM																
	MYA																

LEGEND

MAX Ratio with no points or sets lost **Ratio** Ratio of points or sets won/lost

Timing and Results provided by Tissot



Players Ranking by Skills

스킬별 선수 순위

As of SAT 20 SEP 2014 at 18:46

P5

BEST SCORERS

Rk	No	Name	NOC	Spike	Block	Serve	Total
1	20	CHAN Alex Chi Wai	HKG	23	-	1	24
2	13	PRABAGARAN	IND	12	2	1	15
2	17	GURINDER Singh	IND	14	1	-	15
4	1	GOVINDARAJAN RAMAKRISHNAN Vaishnav	IND	8	5	-	13
4	17	ALOTAIBI Abdulrahman	KUW	10	2	1	13
4	7	ALSALIM Amer	KUW	7	3	3	13
4	10	AHMED Naseer	PAK	13	-	-	13
8	11	SIU Cheong Hung	HKG	8	2	2	12
8	18	MANIDURAI Naveen Raja Jacob	IND	10	1	1	12
8	12	JEON Kwangin	KOR	10	1	1	12
8	6	ABDULMAJIED Sultan	KUW	9	2	1	12
12	18	VORIVODIN Vitaliy	KAZ	9	1	-	10
13	7	LAM Chun Man	HKG	9	-	-	9
13	13	PARK Chulwoo	KOR	8	1	-	9
13	1	MANSOUR Abdullah	KUW	9	-	-	9
16	8	LEE Man Sing	HKG	7	1	-	8
16	1	RASOOL Mohib	PAK	6	2	-	8
18	12	NAVJIT Singh	IND	5	2	-	7
18	9	IMANGALIYEV Marat	KAZ	5	2	-	7
18	17	SEO Jaeduck	KOR	7	-	-	7
18	4	SHIN Yungsuk	KOR	4	1	2	7
22	17	RADKEVICH Sergey	KAZ	5	1	-	6
22	9	KWAK Seungsuk	KOR	6	-	-	6
22	4	NAQVI Syed Shujah Abbas	PAK	6	-	-	6
25	12	KADIRKHANOV Nodirkhan	KAZ	2	3	-	5
25	3	YUDIN Anton	KAZ	2	2	1	5
25	11	ALBANNA Mohammad	KUW	4	1	-	5
28	18	YAU Tze Ching	HKG	4	-	-	4
28	19	KATARIYA Lavmeet	IND	3	1	-	4
28	8	KHAN Aimal	PAK	4	-	-	4
31	4	RANJIT Singh	IND	-	2	1	3
31	19	MAMEDOV Maxim	KAZ	3	-	-	3
31	8	PARK Sangha	KOR	2	1	-	3
31	3	RAZA Mubashir	PAK	3	-	-	3
31	9	KHAN Nasir	PAK	3	-	-	3
36	9	CHUNG Wai Sze	HKG	-	2	-	2
36	16	MOHAN Ukkrapandian	IND	1	-	1	2
36	15	JEHAN Murad	PAK	1	1	-	2
39	12	WU Lok Kan	HKG	1	-	-	1
39	7	GORBATKOV Dmitriy	KAZ	-	1	-	1
39	2	HAN Sunsoo	KOR	-	-	1	1
39	15	ALKAZIMI Zaid	KUW	1	-	-	1
39	5	NADEEM Asif	PAK	1	-	-	1
39	7	KHAN Muhammad Ismail	PAK	1	-	-	1
Tournament Totals				246	44	17	447




Players Ranking by Skills

스킬별 선수 순위


As of SAT 20 SEP 2014 at 18:46

P5


BEST SPIKERS

Scoring Spike	Rk	No	Name	NOC	Spikes	Faults	Shots	Total Attempts	Eff %
	1	17	ALOTAIBI Abdulrahman	KUW	10	1	6	17	52.94
	2	10	AHMED Naseer	PAK	13	4	6	23	39.13
	3	1	MANSOUR Abdullah	KUW	9	2	8	19	36.84
	4	18	MANIDURAI Naveen Raja Jacob	IND	10	2	10	22	36.36
	5	13	PRABAGARAN	IND	12	4	6	22	36.36
	6	17	GURINDER Singh	IND	14	4	12	30	33.33
	7	17	SEO Jaeduck	KOR	7	2	7	16	31.25
	8	18	VORIVODIN Vitaliy	KAZ	9	3	8	20	30.00
	9	7	ALSALIM Amer	KUW	7	3	4	14	28.57
	10	13	PARK Chulwoo	KOR	8	4	3	15	26.67
Limit									
15.00%									
Tournament Totals					246	101	200	547	26.51

BEST BLOCKERS

Scoring Block	Rk	No	Name	NOC	Kill Blocks	Faults	Rebounds	Total Attempts	Avg by Set
	1	1	GOVINDARAJAN RAMAKRISHNAN Vaishnav	IND	5	3	2	10	1.25
	2	7	ALSALIM Amer	KUW	3	4	7	14	1.00
	2	12	KADIRKHANOV Nodirkhan	KAZ	3	2	1	6	1.00
	4	3	YUDIN Anton	KAZ	2	2	4	8	0.67
	4	9	IMANGALIYEV Marat	KAZ	2	2	3	7	0.67
	4	17	ALOTAIBI Abdulrahman	KUW	2	3	2	7	0.67
	4	1	RASOOL Mohib	PAK	2	1	1	4	0.67
	4	6	ABDULMAJIEID Sultan	KUW	2	1	-	3	0.67
	9	4	RANJIT Singh	IND	2	4	5	11	0.50
	9	13	PRABAGARAN	IND	2	4	3	9	0.50
Tournament Totals					44	81	90	215	4.40

BEST SERVERS

Scoring Service	Rk	No	Name	NOC	Aces	Faults	Serve Hits	Total Attempts	Avg by Set
	1	7	ALSALIM Amer	KUW	3	-	10	13	1.00
	2	4	SHIN Yungsuk	KOR	2	2	17	21	0.67
	3	11	SIU Cheong Hung	HKG	2	1	13	16	0.50
	4	2	HAN Sunsoo	KOR	1	1	14	16	0.33
	4	6	ABDULMAJIEID Sultan	KUW	1	2	12	15	0.33
	4	3	YUDIN Anton	KAZ	1	4	8	13	0.33
	4	17	ALOTAIBI Abdulrahman	KUW	1	1	10	12	0.33
	4	12	JEON Kwangin	KOR	1	4	4	9	0.33
	9	20	CHAN Alex Chi Wai	HKG	1	5	9	15	0.25
	9	13	PRABAGARAN	IND	1	-	13	14	0.25
Tournament Totals					17	69	361	447	1.70




Players Ranking by Skills

스킬별 선수 순위


As of SAT 20 SEP 2014 at 18:46

P5


BEST DIGGERS

Non-Scoring Diggers		Rk	No	Name	NOC	Digs	Faults	Receptions	Total Attempts	Avg by Set
	1	11	SIU Cheong Hung	HKG	4	-	3	7	1.00	
	1	2	HAN Sunsoo	KOR	3	-	3	6	1.00	
	3	12	SULTAN Imran	PAK	2	4	6	12	0.67	
	3	1	MANSOUR Abdullah	KUW	2	1	5	8	0.67	
	5	13	NG Kin Pong Jonathan	HKG	2	4	8	14	0.50	
	6	9	KWAK Seungsuk	KOR	1	1	10	12	0.33	
	6	18	VORIVODIN Vitaliy	KAZ	1	3	7	11	0.33	
	6	8	GABDULIN Kanat	KAZ	1	2	7	10	0.33	
	6	6	BAIBEKOV Kairat	KAZ	1	3	3	7	0.33	
	6	12	JEON Kwangin	KOR	1	1	3	5	0.33	
	Tournament Totals						25	64	192	281

BEST SETTERS

Non-Scoring Set		Rk	No	Name	NOC	Running Sets	Faults	Still Sets	Total Attempts	Avg by Set
	1	15	ALKAZIMI Zaid	KUW	32	1	30	63	10.67	
	2	9	CHUNG Wai Sze	HKG	40	-	56	96	10.00	
	3	5	NADEEM Asif	PAK	29	-	35	64	9.67	
	3	2	HAN Sunsoo	KOR	29	-	24	53	9.67	
	5	8	GABDULIN Kanat	KAZ	21	1	33	55	7.00	
	6	4	RANJIT Singh	IND	26	1	28	55	6.50	
	7	16	MOHAN Ukkrapandian	IND	19	-	17	36	4.75	
	8	11	SIU Cheong Hung	HKG	4	-	1	5	1.00	
	9	5	KWONG Ngai Shing Jacky	HKG	3	-	6	9	0.75	
	9	13	NG Kin Pong Jonathan	HKG	3	-	4	7	0.75	
Tournament Totals						227	3	288	518	22.70

BEST RECEIVERS

Non-Scoring Receivers		Rk	No	Name	NOC	Excellents	Faults	Serve Receptions	Total Attempts	Succ %
	1	19	JEONG Minsu	KOR	14	1	6	21	66.67	
	2	11	SIU Cheong Hung	HKG	21	1	14	36	58.33	
	3	13	NG Kin Pong Jonathan	HKG	16	2	10	28	57.14	
	3	18	VORIVODIN Vitaliy	KAZ	8	2	4	14	57.14	
	5	17	ALOTAIBI Abdulrahman	KUW	10	-	8	18	55.56	
	6	7	KHAN Muhammad Ismail	PAK	10	2	8	20	50.00	
	6	6	BAIBEKOV Kairat	KAZ	8	-	8	16	50.00	
	8	18	MANIDURAI Naveen Raja Jacob	IND	11	-	12	23	47.83	
	9	14	SIVASUBRAMANIAN Kanagaraj	IND	8	4	5	17	47.06	
	10	1	MANSOUR Abdullah	KUW	8	-	10	18	44.44	
Tournament Totals						188	18	158	364	51.65

Limit

25.00%





Players Ranking by Skills

스킬별 선수 순위

As of SAT 20 SEP 2014 at 18:46

P5

BEST LIBEROS

Non-Scoring Liberos	Rk	No	Name	NOC	Excellents	Faults	In Play	Total Attempts	Avg by Set
	1	19	JEONG Minsu	KOR	14	1	8	23	4.67
	2	13	NG Kin Pong Jonathan	HKG	18	6	18	42	4.50
	3	12	SULTAN Imran	PAK	10	4	11	25	3.33
	4	6	BAIBEKOV Kairat	KAZ	9	3	11	23	3.00
	5	14	SIVASUBRAMANIAN Kanagaraj	IND	9	10	17	36	2.25
	6	18	SALEEM Abdulaziz	KUW	6	5	10	21	2.00
	7	10	BU Yongchan	KOR	2	1	1	4	0.67

NOTES

Only players whose teams advanced to the quarterfinals are ranked.

Best scorers - 50 players are listed, except where ties would extend the list beyond 50 in which case the tied players are not listed.

Skills - 10 players are listed per skill, except where ties would extend the list beyond 10 in which case the tied players are not listed.

LEGEND		Eff%		Rk		Succ%	
Avg	Average	Eff%	Efficiency	Rk	Rank	Succ%	Success %

Timing and Results provided by Tissot





Teams Ranking by Skills


스킬별 팀 순위

As of SAT 20 SEP 2014 at 18:46

P6

Scoring Spike	Rk	Name	Spikes	Faults	Shots	Total Attempts	Eff %
	1	IND - India	53	13	38	104	38.46
	2	KUW - Kuwait	40	11	27	78	37.18
	3	KOR - Republic of Korea	37	17	21	75	26.67
	4	PAK - Pakistan	38	15	34	87	26.44
	5	HKG - Hong Kong, China	52	26	52	130	20.00
	6	KAZ - Kazakhstan	26	19	28	73	9.59
	Tournament Totals			246	101	200	547

Scoring Block	Rk	Name	Kill Blocks	Faults	Rebounds	Total Attempts	Avg by Set
	1	IND - India	14	20	23	57	3.50
	2	KAZ - Kazakhstan	10	11	12	33	3.33
	3	KUW - Kuwait	8	10	13	31	2.67
	4	KOR - Republic of Korea	4	9	14	27	1.33
	5	HKG - Hong Kong, China	5	17	17	39	1.25
	6	PAK - Pakistan	3	14	11	28	1.00
	Tournament Totals			44	81	90	215

Scoring Service	Rk	Name	Aces	Faults	Serve Hits	Total Attempts	Avg by Set
	1	KUW - Kuwait	5	8	62	75	1.67
	2	KOR - Republic of Korea	4	16	56	76	1.33
	3	IND - India	4	7	86	97	1.00
	4	HKG - Hong Kong, China	3	10	68	81	0.75
	5	KAZ - Kazakhstan	1	13	45	59	0.33
	6	PAK - Pakistan	-	15	44	59	0.00
	Tournament Totals			17	69	361	447




Teams Ranking by Skills


스킬별 팀 순위

As of SAT 20 SEP 2014 at 18:46

P6

Non-Scoring Dig


Rk	Name	Digs	Faults	Receptions	Total Attempts	Avg by Set
1	HKG - Hong Kong, China	8	13	38	59	2.00
2	KOR - Republic of Korea	5	3	29	37	1.67
3	IND - India	4	14	43	61	1.00
3	PAK - Pakistan	3	11	26	40	1.00
3	KAZ - Kazakhstan	3	13	23	39	1.00
6	KUW - Kuwait	2	10	33	45	0.67
Tournament Totals		25	64	192	281	2.50

Non-Scoring Set


Rk	Name	Running Sets	Faults	Still Sets	Total Attempts	Avg by Set
1	HKG - Hong Kong, China	51	-	72	123	12.75
2	IND - India	49	1	48	98	12.25
3	KOR - Republic of Korea	35	-	39	74	11.67
3	KUW - Kuwait	35	1	38	74	11.67
5	PAK - Pakistan	34	-	46	80	11.33
6	KAZ - Kazakhstan	23	1	45	69	7.67
Tournament Totals		227	3	288	518	22.70

Non-Scoring Reception


Rk	Name	Excellents	Faults	Serve Receptions	Total Attempts	Succ %
1	HKG - Hong Kong, China	51	4	33	88	57.95
2	KOR - Republic of Korea	27	1	19	47	57.45
3	KUW - Kuwait	24	-	21	45	53.33
4	PAK - Pakistan	32	5	29	66	48.48
5	KAZ - Kazakhstan	24	4	24	52	46.15
6	IND - India	30	4	32	66	45.45
Tournament Totals		188	18	158	364	51.65

LEGEND			
Avg	Eff%	Rk	Succ%
Average	Efficiency	Rank	Success %

Timing and Results provided by Tissot