



Match No.: 14

Start List

출전선수 목록

CHN vs TPE

P1

First Referee: JEON Younga (KOR)

Second Referee: ALATEEQ Abdullatif Hamoud M (KSA)

CHN - China Uniform colour:

No.	C/L	Name	Shirt Name	Height m / ft in	Weight kg / lbs	Highest Reach		Date of Birth	Tournament Totals						
						Spike cm	Block cm		Spike	Block	Serve	Total	%		
1		QIAO Ting	QIAO T.	1.89/6'2"	66/146	315	315	2 MAR 1992	8	1	1	10	5.75		
2		YAO di	YAO D.	1.82/6'0"	65/143	306	298	15 AUG 1992		1	6	7	4.02		
3		YIN Na	YIN N.	1.82/6'0"	65/143	313	300	3 FEB 1988	6	2	3	11	6.32		
4	L	WANG Qian	Q. WANG	1.74/5'9"	60/132	290	285	14 MAR 1989							
5	C	DING Xia	DING X.	1.80/5'11"	61/134	305	300	13 JAN 1990	3		1	4	2.30		
6		YAN Ni	YAN N.	1.92/6'4"	74/163	317	306	2 MAR 1987	17	7	4	28	16.09		
8		ZHANG Changning	ZHANG C.N.	1.93/6'4"	80/176	315	303	6 NOV 1995	31	6	9	46	26.44		
9		LI Jing	LI J.	1.86/6'1"	73/161	310	295	9 AUG 1991	12	2	5	19	10.92		
10		ZHANG Xiaoya	ZHANG X.Y.	1.89/6'2"	60/132	310	300	4 OCT 1992	15	3		18	10.34		
11		LIU Yanhan	LIU Y.H.	1.88/6'2"	75/165	315	305	19 JAN 1993	17		5	22	12.64		
12	L	HUANG Liuyan	HUANG L.Y.	1.78/5'10"	66/146	297	290	13 JUN 1994							
13		WANG Qi	Q. WANG	1.87/6'2"	70/154	305	300	22 SEP 1993	4	2	3	9	5.17		
Coach				XU Jiande (CHN)				Assistant Coach				CHEN Youquan (CHN)			

Results in these
Competition

Phase	Opponent	Sets	Points per Set
Preliminary Round	KAZ	3 - 0	25-14, 25-11, 25-14
Preliminary Round	HKG	3 - 0	25-10, 25-12, 25-7
Preliminary Round	MDV	3 - 0	25-7, 25-7, 25-6

TPE - Chinese Taipei Uniform colour:

No.	C/L	Name	Shirt Name	Height m / ft in	Weight kg / lbs	Highest Reach		Date of Birth	Tournament Totals						
						Spike cm	Block cm		Spike	Block	Serve	Total	%		
3		CHANG Yu Chia	CHANG Y.C.	1.72/5'8"	70/154	275	265	27 JAN 1996	1		5	6	3.37		
5		CHEN Yi Ju	CHEN Y.J.	1.74/5'9"	64/141	277	275	21 DEC 1989	20	3	2	25	14.04		
6		HO Yen Chih	HO Y.C.	1.71/5'7"	63/139	280	270	26 NOV 1987	2			2	1.12		
8		YANG Yi Chen	YANG Y.C.	1.66/5'5"	62/137	262	258	4 APR 1992	4		5	9	5.06		
9		CHANG Li Wen	CHANG L.W.	1.76/5'9"	65/143	285	275	27 FEB 1995	5		3	8	4.49		
11	C	CHEN Wan Ting	CHEN W.T.	1.78/5'10"	67/148	290	280	25 NOV 1990	34		13	47	26.40		
12	L	YANG Meng Hua	YANG M. H.	1.70/5'7"	68/150	270	262	15 AUG 1991							
13		WEN I Tzu	WEN I.T.	1.75/5'9"	64/141	281	273	31 OCT 1991	9	1		10	5.62		
15		LEE Tzu Ying	LEE T.Y.	1.74/5'9"	71/157	274	265	4 JUL 1994	23	1	4	28	15.73		
16		TSENG Wan Ling	TSENT W.L.	1.70/5'7"	63/139	290	277	13 MAY 1996	9	1	3	13	7.30		
17		CHANG Chen Yin	CHANG C.Y.	1.80/5'11"	65/143	288	275	28 MAR 1991	11	2	10	23	12.92		
18		CHEN Tzu Ya	CHEN T.Y.	1.77/5'10"	64/141	278	268	26 AUG 1997	5		2	7	3.93		
Coach				HUANG Chih Nan (TPE)				Assistant Coach				LIN Ming Hui (TPE)			

Results in these
Competition

Phase	Opponent	Sets	Points per Set
Preliminary Round	HKG	3 - 0	25-10, 25-12, 25-19
Preliminary Round	MDV	3 - 0	25-3, 25-11, 25-7
Preliminary Round	KAZ	3 - 0	25-17, 25-14, 25-18

LEGEND			
%	Percent of total team scoring	C	Team Captain
		L	Libero Player

Timing and Results provided by Tissot



Match No.: 15

Start List

출전선수 목록

HKG vs MDV

P1

First Referee: KHATRI Raj Singh (IND)

Second Referee: ALI F B Th F Alsaid (KUW)

HKG - Hong Kong, China Uniform colour:

No.	C/L	Name	Shirt Name	Height m / ft in	Weight kg / lbs	Highest Reach		Date of Birth	Tournament Totals				
						Spike cm	Block cm		Spike	Block	Serve	Total	%
1		LAM Mei	m. lam	1.72/5'8"	62/137	276	259	6 DEC 1985	11	1	1	13	14.44
4		FONG Sze Man	s.m. fong	1.75/5'9"	67/148	279	267	30 JAN 1990	2			2	2.22
5		TSANG Sze Nga	s.n. tsang	1.74/5'9"	58/128	286	273	7 MAY 1987	6		2	8	8.89
7	C	YEUNG Sau Mei	s.m. yeung	1.83/6'0"	55/121	294	276	30 AUG 1985	25	4	4	33	36.67
8		KOO Yung Yung	y.y. koo	1.78/5'10"	68/150	285	270	22 AUG 1995	2	1		3	3.33
9		LO Ka Yan	k.y. lo	1.75/5'9"	63/139	276	266	25 JUN 1989	1		1	2	2.22
10		FUNG Tsz Yan	t.y. fung	1.77/5'10"	67/148	274	266	13 JUL 1994					
11		LEE Pui Shan	p.s. lee	1.64/5'5"	63/139	266	256	17 SEP 1987	3			3	3.33
12		LAW Ho Fung Thyllis	h.f. law	1.69/5'7"	68/150	269	261	10 MAY 1995	6			6	6.67
14		LAM Yee Ting	y.t. lam	1.67/5'6"	59/130	273	255	26 DEC 1990	5	2	1	8	8.89
16	L	TSUI Ka Yee	k.y. tsui	1.65/5'5"	50/110	270	260	30 JUL 1986					
18		IP Hoi Lun Helen	h.l. ip	1.75/5'9"	69/152	281	268	24 OCT 1990	8	4		12	13.33
Coach			LI Yuk Hing (HKG)			Assistant Coach			CHEUNG Chi Wai (HKG)				

Results in these
Competition

Phase	Opponent	Sets	Points per Set
Preliminary Round	TPE	0 - 3	10-25, 12-25, 19-25
Preliminary Round	KAZ	1 - 3	25-23, 17-25, 16-25, 22-25
Preliminary Round	CHN	0 - 3	10-25, 12-25, 7-25

MDV - Maldives Uniform colour:

No.	C/L	Name	Shirt Name	Height m / ft in	Weight kg / lbs	Highest Reach		Date of Birth	Tournament Totals				
						Spike cm	Block cm		Spike	Block	Serve	Total	%
2		AZEEFA Mariyam	AZEEFA	1.64/5'5"	57/126	265	255	1 FEB 1994	9	1	1	11	47.83
3		HALEEM Mariyam	MARIYAM	1.57/5'2"	50/110	247	238	17 NOV 1984					
4		AREESHA Aminath	AREESHA	1.55/5'1"	48/106	255	244	24 JUN 1998					
6		RASHIDHA Hawwa	HAWWA	1.73/5'8"	69/152	268	256	25 NOV 1992	5	1	2	8	34.78
7		ADAM Shaufa	SHAUFA	1.66/5'5"	52/115	262	252	2 JUN 1994					
8		SAMA Haleemath	SAMA	1.61/5'3"	69/152	254	243	14 JUL 1990					
9		ZAREER Fathimath Joozan	JOOZAN	1.57/5'2"	53/117	247	238	21 AUG 1995					
10		MAJIDHA Aishath	MAJIDHA	1.67/5'6"	61/134	253	245	14 MAR 1993	4			4	17.39
11	L	HASSAN Mueena	MUEENA	1.62/5'4"	48/106	251	240	30 AUG 1987					
13	C	IBRAHIM Nasra	NASRA	1.54/5'1"	63/139	234	229	8 JUN 1981					
15		MOOSA Fathimath Zeeniya	ZEENIYA	1.61/5'3"	62/137	254	243	15 SEP 1991					
16		IBRAHIM Khadheeja	KADHEEJA	1.74/5'9"	69/152	265	256	22 DEC 1987					
Coach			JALEEL Ibrahim (MDV)			Assistant Coach			RASAHEED Aishath Neelam (MDV)				

Results in these
Competition

Phase	Opponent	Sets	Points per Set
Preliminary Round	TPE	0 - 3	3-25, 11-25, 7-25
Preliminary Round	KAZ	0 - 3	6-25, 10-25, 10-25
Preliminary Round	CHN	0 - 3	7-25, 7-25, 6-25

LEGEND			
%	Percent of total team scoring	C	Team Captain
L	Libero Player		

Timing and Results provided by Tissot



Match No.: 16

Start List

출전선수 목록

KOR vs JPN

P1

First Referee: PIMTHONGKHONBURI Sasiprapa (THA)

Second Referee: WANG Ziling (CHN)

KOR - Republic Of Korea Uniform colour:

No.	C/L	Name	Shirt Name	Height m / ft in	Weight kg / lbs	Highest Reach		Date of Birth	Tournament Totals				
						Spike cm	Block cm		Spike	Block	Serve	Total	%
3		LEE Hyohee	lee hyohee	1.73/5'8"	60/132	280	271	9 SEP 1980	2		5	7	6.31
4		KIM Heejin	kim heejin	1.85/6'1"	77/170	300	295	29 APR 1991	7	2	1	10	9.01
5	L	KIM Haeran	kim haeran	1.68/5'6"	60/132	280	270	16 MAR 1984					
7		LEE Jaeyeong	lee jaeyeong	1.79/5'10"	66/146	282	263	15 OCT 1996					
8		NAM Jieyoun	nam jieyoun	1.72/5'8"	63/139	285	273	25 MAY 1983					
9		LEE Dayeong	lee dayeong	1.79/5'10"	63/139	282	263	15 OCT 1996	1		1	2	1.80
10	C	KIM Yeonkoug	kim yeonkoug	1.92/6'4"	73/161	307	299	26 FEB 1988	22	4	1	27	24.32
12		HAN Songyi	han songyi	1.86/6'1"	65/143	305	295	5 SEP 1984		2		2	1.80
13		PARK Jeongah	park jeongah	1.85/6'1"	68/150	300	290	26 MAR 1993	19		5	24	21.62
14		YANG Hyojin	yang hyojin	1.80/5'11"	72/159	287	280	14 DEC 1989	13	7	1	21	18.92
16		BAE Yoona	bae yoona	1.80/5'11"	67/148	303	294	30 NOV 1989	10	2	1	13	11.71
19		BAEK Mokhwa	baek mokhwa	1.77/5'10"	61/134	280	277	30 AUG 1989	5			5	4.50
Coach			LEE Sungoo (KOR)			Assistant Coach			EO Changsun (KOR)				

Results in these
Competition

Phase	Opponent	Sets	Points per Set
Preliminary Round	IND	3 - 0	25-5, 25-12, 25-13
Preliminary Round	THA	3 - 0	25-21, 25-20, 25-21

JPN - Japan Uniform colour:

No.	C/L	Name	Shirt Name	Height m / ft in	Weight kg / lbs	Highest Reach		Date of Birth	Tournament Totals				
						Spike cm	Block cm		Spike	Block	Serve	Total	%
1	C	SUZUKI Yuko	suzuki	1.71/5'7"	60/132	292	286	12 AUG 1989			1	1	0.88
2		TASHIRO Kanami	tashiro	1.73/5'8"	67/148	280	273	25 MAR 1991	1		2	3	2.63
3		NOMOTO Rika	nomoto	1.80/5'11"	70/154	310	290	21 SEP 1991					
4		SHIMAMURA Haruyo	shimamura	1.82/6'0"	79/174	299	285	4 MAR 1992	10	5	1	16	14.04
5		HORIKAWA Mari	horikawa	1.83/6'0"	68/150	302	288	3 MAY 1992	7	1	3	11	9.65
6	L	TORIGOE Miku	torigoe	1.63/5'4"	56/123	280	265	16 OCT 1992					
7		TAKAHASHI Saori	takahashi	1.77/5'10"	68/150	296	285	9 DEC 1992	17	2	1	20	17.54
8		OTAKE Riho	ohtake	1.83/6'0"	68/150	306	296	23 DEC 1993	6	5		11	9.65
9		MURANAGA Nao	muranaga	1.77/5'10"	67/148	305	280	26 DEC 1993	14		1	15	13.16
10		ITOH Nozomi	itoh	1.78/5'10"	73/161	307	280	16 FEB 1995	8	6	1	15	13.16
11		INOUE Arisa	INOUE	1.80/5'11"	67/148	297	287	8 MAY 1995	13	1	1	15	13.16
12		SAKAMOTO Nanaka	sakamoto	1.75/5'9"	63/139	297	268	6 SEP 1996	6		1	7	6.14
Coach			ABO Kiyoshi (JPN)			Assistant Coach			SAEGUSA Daichi (JPN)				

Results in these
Competition

Phase	Opponent	Sets	Points per Set
Preliminary Round	THA	1 - 3	27-25, 18-25, 19-25, 21-25
Preliminary Round	IND	3 - 0	25-6, 25-11, 25-12

LEGEND			
%	Percent of total team scoring	C	Team Captain
		L	Libero Player

Timing and Results provided by Tissot



Match No.: 14

Match Results

경기 결과

Match Duration: 1h 21m
Spectators: 490

P2

CHN vs TPE

3 0

Teams	Sets	1	2	3	Total
CHN	3	25	26	25	76
TPE	0	17	24	22	63
	Playing Time	20m	28m	27m	1h 15m

First Referee: JEON Younga (KOR)

Second Referee: ALATEEQ Abdullatif Hamoud M (KSA)

CHN - China								
No	C/L	Name	1	2	3	4	5	Pts
1		QIAO Ting			10			2
2		YAO di			5			1
3		YIN Na	2	2	2			4
4	L	WANG Qian	L	L	L			
5	C	DING Xia	5	5	2			1
6		YAN Ni	1	1	1			14
8		ZHANG Changning	3	3	3			14
9		LI Jing			11			6
10		ZHANG Xiaoya	4	4	4			2
11		LIU Yanhan	6	6	6			14
12	L	HUANG Liuyan						
13		WANG Qi			6			

TPE - Chinese Taipei								
No	C/L	Name	1	2	3	4	5	Pts
3		CHANG Yu Chia						
5		CHEN Yi Ju	6	6	6			
6		HO Yen Chih						
8		YANG Yi Chen	1	1	1			3
9		CHANG Li Wen						
11	C	CHEN Wan Ting	4	4	4			14
12	L	YANG Meng Hua	L	L	L			
13		WEN I Tzu	3	3	3			4
15		LEE Tzu Ying	5	5	5			10
16		TSENG Wan Ling			5			
17		CHANG Chen Yin	2	2	2			10
18		CHEN Tzu Ya						

TEAM AND PLAYER PERFORMANCES

Won	Total Atts	No	Name
43	109	Total Team	
13	35	8	ZHANG Changning
10	24	11	LIU Yanhan
7	15	6	YAN Ni
13	51	Total Team	
6	15	6	YAN Ni
4	8	11	LIU Yanhan
1	1	9	LI Jing
2	74	Total Team	
1	16	3	YIN Na
1	10	6	YAN Ni
18		Total Team	
76	234	Total Team	
14	40	6	YAN Ni
64 km/h		5	DING Xia

Scoring Skills
Spike
Block
Serve
Opp Error
Total
Best Scorer
Fastest Serve

Won	Total Atts	No	Name
35	115	Total Team	
11	35	11	CHEN Wan Ting
10	32	15	LEE Tzu Ying
9	25	17	CHANG Chen Yin
4	23	Total Team	
3	4	11	CHEN Wan Ting
1	8	13	WEN I Tzu
2	65	Total Team	
1	16	17	CHANG Chen Yin
1	12	8	YANG Yi Chen
22		Total Team	
63	203	Total Team	
14	47	11	CHEN Wan Ting
66 km/h		15	LEE Tzu Ying

LEGEND

Atts Attempts
L Libero player
n Starting line-up where n = starting position on court (i.e. positions 1 to 6)
Opp Opponent

C Team Captain
L Substitute libero
nn Substitute where nn = jersey number of out going player
Pts Points scored

Timing and Results provided by Tissot



Match No.: 15

Match Results

경기 결과

Match Duration: 1h 00m
Spectators: 520

P2

HKG vs MDV

3 0

Teams	Sets	1	2	3	Total
HKG	3	25	25	25	75
MDV	0	5	11	10	26
	Playing Time	16m	20m	18m	54m

First Referee: KHATRI Raj Singh (IND)

Second Referee: ALI F B Th F Alsaid (KUW)

HKG - Hong Kong, China								
No	C/L	Name	1	2	3	4	5	Pts
1		LAM Mei	2	2				4
4		FONG Sze Man		14	14			3
5		TSANG Sze Nga	3	3	3			4
7	C	YEUNG Sau Mei	4	4	4			11
8		KOO Yung Yung		18	18			
9		LO Ka Yan		1				3
10		FUNG Tsz Yan		7	7			2
11		LEE Pui Shan		12	2			2
12		LAW Ho Fung Thyllis	5	5	5			14
14		LAM Yee Ting	1	1	1			2
16	L	TSUI Ka Yee	L	L	L			
18		IP Hoi Lun Helen	6	6	6			6

MDV - Maldives								
No	C/L	Name	1	2	3	4	5	Pts
2		AZEEFA Mariyam	6	5	1			6
3		HALEEM Mariyam		16				
4		AREESHA Aminath						
6		RASHIDHA Hawwa	3	2	4			3
7		ADAM Shaufa	4	3	5			
8		SAMA Haleemath			16			
9		ZAREER Fathimath Joozan	13	1	13			
10		MAJIDHA Aishath	5	4	6			
11	L	HASSAN Mueena	L	L	L			
13	C	IBRAHIM Nasra	2	9	3			1
15		MOOSA Fathimath Zeeniya		2				
16		IBRAHIM Khadheeja	1	6	2			1

TEAM AND PLAYER PERFORMANCES

Won	Total Atts	No Name
34	67	Total Team
10	15	12 LAW Ho Fung Thyllis
7	11	7 YEUNG Sau Mei
5	9	18 IP Hoi Lun Helen
7	23	Total Team
3	5	7 YEUNG Sau Mei
2	4	10 FUNG Tsz Yan
1	4	18 IP Hoi Lun Helen
10	74	Total Team
4	12	12 LAW Ho Fung Thyllis
2	18	5 TSANG Sze Nga
1	7	1 LAM Mei
24		Total Team
75	164	Total Team
14	29	12 LAW Ho Fung Thyllis
62 km/h		5 TSANG Sze Nga

Scoring Skills
Spike
Block
Serve
Opp Error
Total
Best Scorer
Fastest Serve

Won	Total Atts	No Name
9	75	Total Team
5	25	2 AZEEFA Mariyam
3	23	6 RASHIDHA Hawwa
1	4	16 IBRAHIM Khadheeja
1	10	Total Team
1	2	2 AZEEFA Mariyam
1	27	Total Team
1	4	13 IBRAHIM Nasra
15		Total Team
26	112	Total Team
6	29	2 AZEEFA Mariyam
66 km/h		2 AZEEFA Mariyam

LEGEND

Atts Attempts
L Libero player
n Starting line-up where n = starting position on court (i.e. positions 1 to 6)
Opp Opponent

C Team Captain
L Substitute libero
nn Substitute where nn = jersey number of out going player
Pts Points scored

Timing and Results provided by Tissot



Match No.: 16

Match Results

경기 결과

Match Duration: 1h 18m
Spectators: 1900

P2

KOR vs JPN

3 0

Teams	Sets	1	2	3	Total
KOR	3	25	25	25	75
JPN	0	17	16	18	51
	Playing Time	23m	24m	25m	1h 12m

First Referee: PIMTHONGKHONBURI Sasiprapa (THA)

Second Referee: WANG Ziling (CHN)

KOR - Republic of Korea

No	C/L	Name	1	2	3	4	5	Pts
3		LEE Hyohee	3	3				2
4		KIM Heejin	2	2	2			8
5	L	KIM Haeran	L	L	L			
7		LEE Jaeyeong						
8		NAM Jieyoun		13	13			
9		LEE Dayeong		3	3			4
10	C	KIM Yeonkoug	4	4	4			26
12		HAN Songyi	6	6				5
13		PARK Jeongah	1	1	1			8
14		YANG Hyojin	5	5	5			2
16		BAE Yoona			6			4
19		BAEK Mokhwa		14	10			1

JPN - Japan

No	C/L	Name	1	2	3	4	5	Pts
1	C	SUZUKI Yuko		7				
2		TASHIRO Kanami	1	1	1			2
3		NOMOTO Rika		2	5			
4		SHIMAMURA Haruyo		2	2			5
5		HORIKAWA Mari	4		4			1
6	L	TORIGOE Miku	L	L	L			
7		TAKAHASHI Saori	3	4	3			6
8		OTAKE Riho	5	5	5			6
9		MURANAGA Nao	10	6	6			4
10		ITOH Nozomi	4	2				4
11		INOUE Arisa	6	3	7			3
12		SAKAMOTO Nanaka						

TEAM AND PLAYER PERFORMANCES

Won	Total Atts	No Name	Scoring Skills	Won	Total Atts	No Name
46	101	Total Team		23	91	Total Team
20	36	10 KIM Yeonkoug	Spike	6	17	7 TAKAHASHI Saori
8	15	4 KIM Heejin		5	12	8 OTAKE Riho
7	14	13 PARK Jeongah		3	13	9 MURANAGA Nao
8	36	Total Team	Block	4	32	Total Team
4	11	12 HAN Songyi		2	6	4 SHIMAMURA Haruyo
3	6	10 KIM Yeonkoug		1	2	2 TASHIRO Kanami
1	1	9 LEE Dayeong	1	11	8 OTAKE Riho	
6	73	Total Team	Serve	4	53	Total Team
3	8	10 KIM Yeonkoug		1	7	4 SHIMAMURA Haruyo
2	11	3 LEE Hyohee		1	12	9 MURANAGA Nao
1	14	13 PARK Jeongah	1	4	10 ITOH Nozomi	
15		Total Team	Opp Error	20		Total Team
75	210	Total Team	Total	51	176	Total Team
26	50	10 KIM Yeonkoug	Best Scorer	6	28	7 TAKAHASHI Saori
85 km/h		10 KIM Yeonkoug	Fastest Serve	62 km/h		5 HORIKAWA Mari

LEGEND

Atts Attempts
L Libero player
n Starting line-up where n = starting position on court (i.e. positions 1 to 6)
Opp Opponent

C Team Captain
L Substitute libero
nn Substitute where nn = jersey number of out going player
Pts Points scored

Timing and Results provided by Tissot



THU 25 SEP 2014

Start Time: 14:00 / End Time: 15:21

Match No.: 14

Match Statistics

경기 통계

Match Duration: 1h 21m

Spectators: 490

P3

CHN vs TPE


3 0

Teams	Sets	1	2	3	Total
CHN	3	25	26	25	76
TPE	0	17	24	22	63
	Playing Time	20m	28m	27m	1h 15m


First Referee: JEON Younga (KOR)

Second Referee: ALATEEQ Abdullatif Hamoud M (KSA)


CHN - China

Scoring Spike

Limit
15.00%

Rk	No	Name	Spikes	Faults	Shots	Total Attempts	Eff %
1	11	LIU Yanhan	10	5	9	24	20.83
2	8	ZHANG Changning	13	7	15	35	17.14
	6	YAN Ni	7	1	7	15	
	3	YIN Na	2	-	9	11	
	9	LI Jing	5	-	4	9	
	10	ZHANG Xiaoya	2	2	4	8	
	1	QIAO Ting	2	1	1	4	
	5	DING Xia	1	-	1	2	
	2	YAO di	1	-	-	1	
	4	WANG Qian	-	-	-	-	
	12	HUANG Liuyan	-	-	-	-	
	13	WANG Qi	-	-	-	-	
Team Totals			43	16	50	109	24.77

Scoring Block


Rk	No	Name	Kill Blocks	Faults	Rebounds	Total Attempts	Avg by Set
1	6	YAN Ni	6	-	9	15	2.00
2	11	LIU Yanhan	4	3	1	8	1.33
3	8	ZHANG Changning	1	4	3	8	0.33
3	3	YIN Na	1	1	3	5	0.33
3	9	LI Jing	1	-	-	1	0.33
6	5	DING Xia	-	2	3	5	0.00
6	10	ZHANG Xiaoya	-	2	3	5	0.00
6	1	QIAO Ting	-	1	2	3	0.00
6	2	YAO di	-	-	1	1	0.00
	4	WANG Qian	-	-	-	-	
	12	HUANG Liuyan	-	-	-	-	
	13	WANG Qi	-	-	-	-	
Team Totals			13	13	25	51	4.33

Scoring Service


Rk	No	Name	Aces	Faults	Serve Hits	Total Attempts	Avg by Set
1	3	YIN Na	1	-	15	16	0.33
1	6	YAN Ni	1	1	8	10	0.33
3	5	DING Xia	-	1	11	12	0.00
3	10	ZHANG Xiaoya	-	1	9	10	0.00
3	8	ZHANG Changning	-	3	7	10	0.00
3	2	YAO di	-	-	7	7	0.00
3	11	LIU Yanhan	-	1	3	4	0.00
3	1	QIAO Ting	-	-	2	2	0.00
3	9	LI Jing	-	-	2	2	0.00
3	13	WANG Qi	-	-	1	1	0.00
	4	WANG Qian	-	-	-	-	
	12	HUANG Liuyan	-	-	-	-	
Team Totals			2	7	65	74	0.67

Team
Opponent Errors & Team Faults

18	1
----	---

Timing and Results provided by Tissot



THU 25 SEP 2014

Start Time: 14:00 / End Time: 15:21

Match No.: 14

Match Statistics

경기 통계

Match Duration: 1h 21m

Spectators: 490

P3

CHN vs TPE


3 0

Teams	Sets	1	2	3	Total
CHN	3	25	26	25	76
TPE	0	17	24	22	63
	Playing Time	20m	28m	27m	1h 15m


First Referee: JEON Younga (KOR)

Second Referee: ALATEEQ Abdullatif Hamoud M (KSA)

CHN - China

Non-Scoring Dig


Rk	No	Name	Digs	Faults	Receptions	Total Attempts	Avg by Set
1	4	WANG Qian	11	4	8	23	3.67
2	8	ZHANG Changning	3	1	8	12	1.00
3	3	YIN Na	2	2	10	14	0.67
4	6	YAN Ni	1	1	4	6	0.33
4	5	DING Xia	1	-	2	3	0.33
6	11	LIU Yanhan	-	2	6	8	0.00
6	1	QIAO Ting	-	-	2	2	0.00
6	2	YAO di	-	-	2	2	0.00
6	10	ZHANG Xiaoya	-	-	2	2	0.00
6	9	LI Jing	-	-	1	1	0.00
	12	HUANG Liuyan	-	-	-	-	-
	13	WANG Qi	-	-	-	-	-
Team Totals			18	10	45	73	6.00

Non-Scoring Set


Rk	No	Name	Running Sets	Faults	Still Sets	Total Attempts	Avg by Set
1	5	DING Xia	28	1	39	68	9.33
2	2	YAO di	6	-	12	18	2.00
3	4	WANG Qian	1	-	6	7	0.33
3	3	YIN Na	1	-	2	3	0.33
3	6	YAN Ni	1	1	1	3	0.33
6	8	ZHANG Changning	-	-	1	1	0.00
	1	QIAO Ting	-	-	-	-	-
	9	LI Jing	-	-	-	-	-
	10	ZHANG Xiaoya	-	-	-	-	-
	11	LIU Yanhan	-	-	-	-	-
	12	HUANG Liuyan	-	-	-	-	-
	13	WANG Qi	-	-	-	-	-
Team Totals			37	2	61	100	12.33

Non-Scoring Reception

Limit
25.00%

Rk	No	Name	Excellents	Faults	Serve Receptions	Total Attempts	Succ %
1	4	WANG Qian	7	1	9	17	41.18
2	3	YIN Na	4	1	13	18	22.22
	8	ZHANG Changning	-	1	9	10	-
	11	LIU Yanhan	1	-	8	9	-
	1	QIAO Ting	-	-	-	-	-
	2	YAO di	-	-	-	-	-
	5	DING Xia	-	-	-	-	-
	6	YAN Ni	-	-	-	-	-
	9	LI Jing	-	-	-	-	-
	10	ZHANG Xiaoya	-	-	-	-	-
	12	HUANG Liuyan	-	-	-	-	-
	13	WANG Qi	-	-	-	-	-
Team Totals			12	3	39	54	22.22



THU 25 SEP 2014

Start Time: 14:00 / End Time: 15:21

Match No.: 14

Match Statistics

경기 통계

Match Duration: 1h 21m

Spectators: 490

P3

CHN vs TPE


3 0


Teams	Sets	1	2	3	Total
CHN	3	25	26	25	76
TPE	0	17	24	22	63
	Playing Time	20m	28m	27m	1h 15m


First Referee: JEON Younga (KOR)

Second Referee: ALATEEQ Abdullatif Hamoud M (KSA)

TPE - Chinese Taipei

Scoring Spike	Rk	No	Name	Spikes	Faults	Shots	Total Attempts	Eff %	
	1	15	LEE Tzu Ying	10	4	18	32	18.75	
	2	11	CHEN Wan Ting	11	5	19	35	17.14	
	3	17	CHANG Chen Yin	9	5	11	25	16.00	
		5	CHEN Yi Ju	-	3	6	9		
		13	WEN I Tzu	3	2	3	8		
		8	YANG Yi Chen	2	1	2	5		
		16	TSENG Wan Ling	-	-	1	1		
		3	CHANG Yu Chia	-	-	-	-		
		6	HO Yen Chih	-	-	-	-		
		9	CHANG Li Wen	-	-	-	-		
		12	YANG Meng Hua	-	-	-	-		
		18	CHEN Tzu Ya	-	-	-	-		
	Limit								
	15.00%								
	Team Totals				35	20	60	115	13.04

Scoring Block	Rk	No	Name	Kill Blocks	Faults	Rebounds	Total Attempts	Avg by Set	
	1	11	CHEN Wan Ting	3	1	-	4	1.00	
	2	13	WEN I Tzu	1	3	4	8	0.33	
	3	15	LEE Tzu Ying	-	-	3	3	0.00	
	3	5	CHEN Yi Ju	-	2	1	3	0.00	
	3	16	TSENG Wan Ling	-	-	2	2	0.00	
	3	17	CHANG Chen Yin	-	1	1	2	0.00	
	3	8	YANG Yi Chen	-	-	1	1	0.00	
		3	CHANG Yu Chia	-	-	-	-		
		6	HO Yen Chih	-	-	-	-		
		9	CHANG Li Wen	-	-	-	-		
		12	YANG Meng Hua	-	-	-	-		
		18	CHEN Tzu Ya	-	-	-	-		
	Team Totals				4	7	12	23	1.33

Scoring Service	Rk	No	Name	Aces	Faults	Serve Hits	Total Attempts	Avg by Set	
	1	17	CHANG Chen Yin	1	1	14	16	0.33	
	1	8	YANG Yi Chen	1	2	9	12	0.33	
	3	15	LEE Tzu Ying	-	-	14	14	0.00	
	3	13	WEN I Tzu	-	2	8	10	0.00	
	3	11	CHEN Wan Ting	-	1	7	8	0.00	
	3	5	CHEN Yi Ju	-	2	2	4	0.00	
	3	16	TSENG Wan Ling	-	1	-	1	0.00	
		3	CHANG Yu Chia	-	-	-	-		
		6	HO Yen Chih	-	-	-	-		
		9	CHANG Li Wen	-	-	-	-		
		12	YANG Meng Hua	-	-	-	-		
		18	CHEN Tzu Ya	-	-	-	-		
	Team Totals				2	9	54	65	0.67

Team	Opponent Errors & Team Faults	22	1
------	-------------------------------	----	---

Timing and Results provided by Tissot



THU 25 SEP 2014

Start Time: 14:00 / End Time: 15:21

Match No.: 14

Match Statistics

경기 통계

Match Duration: 1h 21m

Spectators: 490

P3

CHN vs TPE


3 0


Teams	Sets	1	2	3	Total
CHN	3	25	26	25	76
TPE	0	17	24	22	63
	Playing Time	20m	28m	27m	1h 15m


First Referee: JEON Younga (KOR)

Second Referee: ALATEEQ Abdullatif Hamoud M (KSA)

TPE - Chinese Taipei

Non-Scoring Dig	Rk	No	Name	Digs	Faults	Receptions	Total Attempts	Avg by Set	
	1	12	YANG Meng Hua	7	4	19	30	2.33	
	2	17	CHANG Chen Yin	4	-	5	9	1.33	
	3	8	YANG Yi Chen	3	1	5	9	1.00	
	4	15	LEE Tzu Ying	2	1	8	11	0.67	
	4	11	CHEN Wan Ting	2	1	5	8	0.67	
	6	13	WEN I Tzu	1	1	2	4	0.33	
	7	5	CHEN Yi Ju	-	-	1	1	0.00	
	7	16	TSENG Wan Ling	-	-	1	1	0.00	
		3	CHANG Yu Chia	-	-	-	-	-	
		6	HO Yen Chih	-	-	-	-	-	
		9	CHANG Li Wen	-	-	-	-	-	
		18	CHEN Tzu Ya	-	-	-	-	-	
	Team Totals				19	8	46	73	6.33

Non-Scoring Set	Rk	No	Name	Running Sets	Faults	Still Sets	Total Attempts	Avg by Set	
	1	8	YANG Yi Chen	25	1	59	85	8.33	
	2	12	YANG Meng Hua	3	-	7	10	1.00	
	3	13	WEN I Tzu	2	-	-	2	0.67	
	4	11	CHEN Wan Ting	1	-	1	2	0.33	
	5	17	CHANG Chen Yin	-	-	5	5	0.00	
	5	15	LEE Tzu Ying	-	-	2	2	0.00	
	5	5	CHEN Yi Ju	-	-	1	1	0.00	
	5	16	TSENG Wan Ling	-	-	1	1	0.00	
		3	CHANG Yu Chia	-	-	-	-	-	
		6	HO Yen Chih	-	-	-	-	-	
		9	CHANG Li Wen	-	-	-	-	-	
		18	CHEN Tzu Ya	-	-	-	-	-	
	Team Totals				31	1	76	108	10.33

Non-Scoring Reception	Rk	No	Name	Excellents	Faults	Serve Receptions	Total Attempts	Succ %	
	1	12	YANG Meng Hua	5	-	11	16	31.25	
	2	17	CHANG Chen Yin	5	1	16	22	22.73	
	3	15	LEE Tzu Ying	5	1	22	28	17.86	
		3	CHANG Yu Chia	-	-	-	-	-	
		5	CHEN Yi Ju	-	-	-	-	-	
		6	HO Yen Chih	-	-	-	-	-	
		8	YANG Yi Chen	-	-	-	-	-	
		9	CHANG Li Wen	-	-	-	-	-	
		11	CHEN Wan Ting	-	-	-	-	-	
		13	WEN I Tzu	-	-	-	-	-	
		16	TSENG Wan Ling	-	-	-	-	-	
		18	CHEN Tzu Ya	-	-	-	-	-	
	Team Totals				15	2	49	66	22.73

LEGEND		Eff%		Rk		Succ%	
Avg	Average	Eff%	Efficiency	Rk	Rank	Succ%	Success %

Timing and Results provided by Tissot



THU 25 SEP 2014

Start Time: 16:30 / End Time: 17:30

Match No.: 15

Match Statistics

경기 통계

Match Duration: 1h 00m

Spectators: 520

P3

HKG vs MDV


3 0

Teams	Sets	1	2	3	Total
HKG	3	25	25	25	75
MDV	0	5	11	10	26
	Playing Time	16m	20m	18m	54m


First Referee: KHATRI Raj Singh (IND)

Second Referee: ALI F B Th F Alsaid (KUW)


HKG - Hong Kong, China

Scoring Spike

Limit
15.00%

Rk	No	Name	Spikes	Faults	Shots	Total Attempts	Eff %
1	12	LAW Ho Fung Thyllis	10	-	5	15	66.67
2	7	YEUNG Sau Mei	7	1	3	11	54.55
	18	IP Hoi Lun Helen	5	1	3	9	
	1	LAM Mei	3	-	5	8	
	4	FONG Sze Man	2	3	3	8	
	11	LEE Pui Shan	1	-	4	5	
	9	LO Ka Yan	3	1	1	5	
	5	TSANG Sze Nga	2	1	1	4	
	14	LAM Yee Ting	1	-	-	1	
	8	KOO Yung Yung	-	1	-	1	
	10	FUNG Tsz Yan	-	-	-	-	
	16	TSUI Ka Yee	-	-	-	-	
Team Totals			34	8	25	67	38.81

Scoring Block


Rk	No	Name	Kill Blocks	Faults	Rebounds	Total Attempts	Avg by Set
1	7	YEUNG Sau Mei	3	-	2	5	1.00
2	10	FUNG Tsz Yan	2	1	1	4	0.67
3	4	FONG Sze Man	1	2	2	5	0.33
3	18	IP Hoi Lun Helen	1	-	3	4	0.33
5	5	TSANG Sze Nga	-	1	1	2	0.00
5	12	LAW Ho Fung Thyllis	-	1	1	2	0.00
5	8	KOO Yung Yung	-	1	-	1	0.00
	1	LAM Mei	-	-	-	-	
	9	LO Ka Yan	-	-	-	-	
	11	LEE Pui Shan	-	-	-	-	
	14	LAM Yee Ting	-	-	-	-	
	16	TSUI Ka Yee	-	-	-	-	
Team Totals			7	6	10	23	2.33

Scoring Service


Rk	No	Name	Aces	Faults	Serve Hits	Total Attempts	Avg by Set
1	12	LAW Ho Fung Thyllis	4	-	8	12	1.33
2	5	TSANG Sze Nga	2	2	14	18	0.67
3	7	YEUNG Sau Mei	1	1	11	13	0.33
3	1	LAM Mei	1	-	6	7	0.33
3	11	LEE Pui Shan	1	-	5	6	0.33
3	14	LAM Yee Ting	1	1	2	4	0.33
7	4	FONG Sze Man	-	-	7	7	0.00
7	10	FUNG Tsz Yan	-	1	2	3	0.00
7	18	IP Hoi Lun Helen	-	1	1	2	0.00
7	8	KOO Yung Yung	-	-	1	1	0.00
7	9	LO Ka Yan	-	1	-	1	0.00
	16	TSUI Ka Yee	-	-	-	-	
Team Totals			10	7	57	74	3.33

Team

Opponent Errors & Team Faults	24
-------------------------------	----

Timing and Results provided by Tissot



THU 25 SEP 2014

Start Time: 16:30 / End Time: 17:30

Match No.: 15

Match Statistics

경기 통계

Match Duration: 1h 00m

Spectators: 520

P3

HKG vs MDV


3 0

Teams	Sets	1	2	3	Total
HKG	3	25	25	25	75
MDV	0	5	11	10	26
	Playing Time	16m	20m	18m	54m


First Referee: KHATRI Raj Singh (IND)

Second Referee: ALI F B Th F Alsaid (KUW)

HKG - Hong Kong, China

Non-Scoring Dig


Rk	No	Name	Digs	Faults	Receptions	Total Attempts	Avg by Set
1	16	TSUI Ka Yee	4	-	10	14	1.33
2	1	LAM Mei	1	-	6	7	0.33
2	9	LO Ka Yan	1	-	-	1	0.33
4	12	LAW Ho Fung Thyllis	-	-	10	10	0.00
4	7	YEUNG Sau Mei	-	1	3	4	0.00
4	5	TSANG Sze Nga	-	-	3	3	0.00
4	11	LEE Pui Shan	-	-	3	3	0.00
4	18	IP Hoi Lun Helen	-	-	2	2	0.00
4	4	FONG Sze Man	-	-	1	1	0.00
4	14	LAM Yee Ting	-	-	1	1	0.00
	8	KOO Yung Yung	-	-	-	-	-
	10	FUNG Tsz Yan	-	-	-	-	-
Team Totals			6	1	39	46	2.00

Non-Scoring Set


Rk	No	Name	Running Sets	Faults	Still Sets	Total Attempts	Avg by Set
1	14	LAM Yee Ting	17	-	13	30	5.67
2	10	FUNG Tsz Yan	7	1	10	18	2.33
3	4	FONG Sze Man	1	-	1	2	0.33
3	5	TSANG Sze Nga	1	-	-	1	0.33
5	16	TSUI Ka Yee	-	-	4	4	0.00
5	11	LEE Pui Shan	-	-	2	2	0.00
5	12	LAW Ho Fung Thyllis	-	1	1	2	0.00
5	7	YEUNG Sau Mei	-	-	1	1	0.00
5	18	IP Hoi Lun Helen	-	-	1	1	0.00
	1	LAM Mei	-	-	-	-	-
	8	KOO Yung Yung	-	-	-	-	-
	9	LO Ka Yan	-	-	-	-	-
Team Totals			26	2	33	61	8.67

Non-Scoring Reception

Limit
25.00%

Rk	No	Name	Excellents	Faults	Serve Receptions	Total Attempts	Succ %
1	16	TSUI Ka Yee	6	-	8	14	42.86
	4	FONG Sze Man	-	-	2	2	-
	7	YEUNG Sau Mei	1	-	1	2	-
	11	LEE Pui Shan	-	1	1	2	-
	1	LAM Mei	1	-	-	1	-
	9	LO Ka Yan	1	-	-	1	-
	5	TSANG Sze Nga	-	-	-	-	-
	8	KOO Yung Yung	-	-	-	-	-
	10	FUNG Tsz Yan	-	-	-	-	-
	12	LAW Ho Fung Thyllis	-	-	-	-	-
	14	LAM Yee Ting	-	-	-	-	-
	18	IP Hoi Lun Helen	-	-	-	-	-
Team Totals			9	1	12	22	40.91



THU 25 SEP 2014

Start Time: 16:30 / End Time: 17:30

Match No.: 15

Match Statistics

경기 통계

Match Duration: 1h 00m

Spectators: 520

P3

HKG vs MDV


3 0

Teams	Sets	1	2	3	Total
HKG	3	25	25	25	75
MDV	0	5	11	10	26
	Playing Time	16m	20m	18m	54m


First Referee: KHATRI Raj Singh (IND)

Second Referee: ALI F B Th F Alsaid (KUW)


MDV - Maldives

Scoring Spike

Limit
15.00%

Rk	No	Name	Spikes	Faults	Shots	Total Attempts	Eff %
	2	AZEEFA Mariyam	5	8	12	25	
	6	RASHIDHA Hawwa	3	6	14	23	
	10	MAJIDHA Aishath	-	8	11	19	
	16	IBRAHIM Khadheeja	1	-	3	4	
	7	ADAM Shaufa	-	1	1	2	
	13	IBRAHIM Nasra	-	-	1	1	
	9	ZAREER Fathimath Joozan	-	1	-	1	
	3	HALEEM Mariyam	-	-	-	-	
	4	AREESHA Aminath	-	-	-	-	
	8	SAMA Haleemath	-	-	-	-	
	11	HASSAN Mueena	-	-	-	-	
	15	MOOSA Fathimath Zeeniya	-	-	-	-	
Team Totals			9	24	42	75	

Scoring Block


Rk	No	Name	Kill Blocks	Faults	Rebounds	Total Attempts	Avg by Set
1	2	AZEEFA Mariyam	1	-	1	2	0.33
2	7	ADAM Shaufa	-	-	3	3	0.00
2	6	RASHIDHA Hawwa	-	1	1	2	0.00
2	16	IBRAHIM Khadheeja	-	1	1	2	0.00
2	10	MAJIDHA Aishath	-	-	1	1	0.00
	3	HALEEM Mariyam	-	-	-	-	
	4	AREESHA Aminath	-	-	-	-	
	8	SAMA Haleemath	-	-	-	-	
	9	ZAREER Fathimath Joozan	-	-	-	-	
	11	HASSAN Mueena	-	-	-	-	
	13	IBRAHIM Nasra	-	-	-	-	
	15	MOOSA Fathimath Zeeniya	-	-	-	-	
Team Totals			1	2	7	10	0.33

Scoring Service


Rk	No	Name	Aces	Faults	Serve Hits	Total Attempts	Avg by Set
1	13	IBRAHIM Nasra	1	-	3	4	0.33
2	10	MAJIDHA Aishath	-	1	6	7	0.00
2	7	ADAM Shaufa	-	-	5	5	0.00
2	6	RASHIDHA Hawwa	-	1	3	4	0.00
2	2	AZEEFA Mariyam	-	-	2	2	0.00
2	16	IBRAHIM Khadheeja	-	1	1	2	0.00
2	15	MOOSA Fathimath Zeeniya	-	-	1	1	0.00
2	8	SAMA Haleemath	-	1	-	1	0.00
2	9	ZAREER Fathimath Joozan	-	1	-	1	0.00
	3	HALEEM Mariyam	-	-	-	-	
	4	AREESHA Aminath	-	-	-	-	
	11	HASSAN Mueena	-	-	-	-	
Team Totals			1	5	21	27	0.33

Team
Opponent Errors & Team Faults

15

Timing and Results provided by Tissot



THU 25 SEP 2014

Start Time: 16:30 / End Time: 17:30

Match No.: 15

Match Statistics

경기 통계

Match Duration: 1h 00m

Spectators: 520

P3

HKG vs MDV


3 0


Teams	Sets	1	2	3	Total
HKG	3	25	25	25	75
MDV	0	5	11	10	26
	Playing Time	16m	20m	18m	54m


First Referee: KHATRI Raj Singh (IND)

Second Referee: ALI F B Th F Alsaid (KUW)

MDV - Maldives

Non-Scoring Dig	Rk	No	Name	Digs	Faults	Receptions	Total Attempts	Avg by Set	
	1	7	ADAM Shaufa	1	1	1	3	0.33	
	2	10	MAJIDHA Aishath	-	3	8	11	0.00	
	2	11	HASSAN Mueena	-	1	5	6	0.00	
	2	6	RASHIDHA Hawwa	-	2	4	6	0.00	
	2	9	ZAREER Fathimath Joozan	-	2	3	5	0.00	
	2	2	AZEEFA Mariyam	-	-	4	4	0.00	
	2	13	IBRAHIM Nasra	-	3	1	4	0.00	
	2	16	IBRAHIM Khadheeja	-	-	2	2	0.00	
	2	15	MOOSA Fathimath Zeeniya	-	1	1	2	0.00	
		3	HALEEM Mariyam	-	-	-	-	-	-
		4	AREESHA Aminath	-	-	-	-	-	-
		8	SAMA Haleemath	-	-	-	-	-	-
	Team Totals			1	13	29	43	0.33	

Non-Scoring Set	Rk	No	Name	Running Sets	Faults	Still Sets	Total Attempts	Avg by Set	
	1	13	IBRAHIM Nasra	5	-	30	35	1.67	
	2	9	ZAREER Fathimath Joozan	3	1	16	20	1.00	
	3	10	MAJIDHA Aishath	-	-	4	4	0.00	
	3	7	ADAM Shaufa	-	1	3	4	0.00	
	3	16	IBRAHIM Khadheeja	-	-	3	3	0.00	
	3	2	AZEEFA Mariyam	-	-	2	2	0.00	
	3	11	HASSAN Mueena	-	-	2	2	0.00	
	3	6	RASHIDHA Hawwa	-	-	1	1	0.00	
	3	8	SAMA Haleemath	-	-	1	1	0.00	
		3	HALEEM Mariyam	-	-	-	-	-	-
		4	AREESHA Aminath	-	-	-	-	-	-
		15	MOOSA Fathimath Zeeniya	-	-	-	-	-	-
	Team Totals			8	2	62	72	2.67	

Non-Scoring Reception	Rk	No	Name	Excellents	Faults	Serve Receptions	Total Attempts	Succ %
	1	6	RASHIDHA Hawwa	9	4	9	22	40.91
	2	2	AZEEFA Mariyam	3	2	8	13	23.08
	3	11	HASSAN Mueena	2	4	11	17	11.76
		10	MAJIDHA Aishath	-	-	4	4	-
		3	HALEEM Mariyam	-	-	3	3	-
		8	SAMA Haleemath	-	-	2	2	-
		13	IBRAHIM Nasra	-	-	1	1	-
		16	IBRAHIM Khadheeja	-	-	1	1	-
		4	AREESHA Aminath	-	-	-	-	-
		7	ADAM Shaufa	-	-	-	-	-
		9	ZAREER Fathimath Joozan	-	-	-	-	-
		15	MOOSA Fathimath Zeeniya	-	-	-	-	-
	Team Totals			14	10	39	63	22.22

LEGEND	
Avg	Average
Eff%	Efficiency
Rk	Rank
Succ%	Success %

Timing and Results provided by Tissot



THU 25 SEP 2014
Start Time: 19:30 / End Time: 20:48

Match No.: 16

Match Statistics

경기 통계

Match Duration: 1h 18m
Spectators: 1900

P3

KOR vs JPN

3 0

Teams	Sets	1	2	3	Total
KOR	3	25	25	25	75
JPN	0	17	16	18	51
	Playing Time	23m	24m	25m	1h 12m

First Referee: PIMTHONGKHONBURI Sasiprapa (THA)


Second Referee: WANG Ziling (CHN)

KOR - Republic of Korea


Scoring Spike

Limit
15.00%

Rk	No	Name	Spikes	Faults	Shots	Total Attempts	Eff %
1	10	KIM Yeonkoug	20	2	14	36	50.00
	4	KIM Heejin	8	3	4	15	
	14	YANG Hyojin	2	3	10	15	
	13	PARK Jeongah	7	2	5	14	
	16	BAE Yoona	4	-	3	7	
	19	BAEK Mokhwa	1	3	3	7	
	12	HAN Songyi	1	1	2	4	
	9	LEE Dayeong	3	-	-	3	
	3	LEE Hyohee	-	-	-	-	
	5	KIM Haeran	-	-	-	-	
	7	LEE Jaeyeong	-	-	-	-	
	8	NAM Jieyoun	-	-	-	-	
Team Totals			46	14	41	101	31.68

Scoring Block


Rk	No	Name	Kill Blocks	Faults	Rebounds	Total Attempts	Avg by Set
1	12	HAN Songyi	4	2	5	11	1.33
2	10	KIM Yeonkoug	3	-	3	6	1.00
3	9	LEE Dayeong	1	-	-	1	0.33
4	14	YANG Hyojin	-	4	3	7	0.00
4	4	KIM Heejin	-	1	3	4	0.00
4	13	PARK Jeongah	-	2	1	3	0.00
4	16	BAE Yoona	-	-	2	2	0.00
4	19	BAEK Mokhwa	-	-	2	2	0.00
	3	LEE Hyohee	-	-	-	-	
	5	KIM Haeran	-	-	-	-	
	7	LEE Jaeyeong	-	-	-	-	
	8	NAM Jieyoun	-	-	-	-	
Team Totals			8	9	19	36	2.67

Scoring Service


Rk	No	Name	Aces	Faults	Serve Hits	Total Attempts	Avg by Set
1	10	KIM Yeonkoug	3	2	3	8	1.00
2	3	LEE Hyohee	2	-	9	11	0.67
3	13	PARK Jeongah	1	-	13	14	0.33
4	4	KIM Heejin	-	2	10	12	0.00
4	14	YANG Hyojin	-	-	8	8	0.00
4	9	LEE Dayeong	-	1	7	8	0.00
4	12	HAN Songyi	-	-	7	7	0.00
4	16	BAE Yoona	-	-	3	3	0.00
4	19	BAEK Mokhwa	-	1	1	2	0.00
	5	KIM Haeran	-	-	-	-	
	7	LEE Jaeyeong	-	-	-	-	
	8	NAM Jieyoun	-	-	-	-	
Team Totals			6	6	61	73	2.00

Team

Opponent Errors & Team Faults	15
-------------------------------	----

Timing and Results provided by Tissot



THU 25 SEP 2014

Start Time: 19:30 / End Time: 20:48

Match No.: 16

Match Statistics

경기 통계

Match Duration: 1h 18m

Spectators: 1900

P3

KOR vs JPN


3 0


Teams	Sets	1	2	3	Total
KOR	3	25	25	25	75
JPN	0	17	16	18	51
	Playing Time	23m	24m	25m	1h 12m


First Referee: PIMTHONGKHONBURI Sasiprapa (THA)

Second Referee: WANG Ziling (CHN)

KOR - Republic of Korea

Non-Scoring Dig	Rk	No	Name	Digs	Faults	Receptions	Total Attempts	Avg by Set
	1	5	KIM Haeran	4	3	13	20	1.33
	2	10	KIM Yeonkoug	2	1	9	12	0.67
	3	13	PARK Jeongah	1	1	3	5	0.33
	3	9	LEE Dayeong	1	1	2	4	0.33
	3	8	NAM Jieyoun	1	-	2	3	0.33
	6	12	HAN Songyi	-	-	8	8	0.00
	6	4	KIM Heejin	-	-	7	7	0.00
	6	14	YANG Hyojin	-	-	7	7	0.00
	6	16	BAE Yoona	-	-	3	3	0.00
	6	3	LEE Hyohee	-	-	2	2	0.00
	6	19	BAEK Mokhwa	-	-	2	2	0.00
		7	LEE Jaeyeong	-	-	-	-	-
		Team Totals			9	6	58	73

Non-Scoring Set	Rk	No	Name	Running Sets	Faults	Still Sets	Total Attempts	Avg by Set
	1	9	LEE Dayeong	16	3	22	41	5.33
	2	3	LEE Hyohee	12	1	19	32	4.00
	3	13	PARK Jeongah	4	-	4	8	1.33
	4	16	BAE Yoona	3	-	-	3	1.00
	5	14	YANG Hyojin	2	-	4	6	0.67
	5	5	KIM Haeran	2	-	3	5	0.67
	7	4	KIM Heejin	1	-	-	1	0.33
	7	10	KIM Yeonkoug	1	-	-	1	0.33
	9	8	NAM Jieyoun	-	-	1	1	0.00
	9	12	HAN Songyi	-	-	1	1	0.00
		7	LEE Jaeyeong	-	-	-	-	-
		19	BAEK Mokhwa	-	-	-	-	-
		Team Totals			41	4	54	99

Non-Scoring Reception	Rk	No	Name	Excellents	Faults	Serve Receptions	Total Attempts	Succ %	
	1	12	HAN Songyi	7	2	8	17	41.18	
		5	KIM Haeran	6	1	3	10		
		10	KIM Yeonkoug	2	-	4	6		
		16	BAE Yoona	1	1	4	6		
		8	NAM Jieyoun	4	-	1	5		
		19	BAEK Mokhwa	1	-	1	2		
		13	PARK Jeongah	1	-	-	1		
		3	LEE Hyohee	-	-	-	-		
		4	KIM Heejin	-	-	-	-		
		7	LEE Jaeyeong	-	-	-	-		
		9	LEE Dayeong	-	-	-	-		
		14	YANG Hyojin	-	-	-	-		
	Limit								
	25.00%								
	Team Totals			22	4	21	47	46.81	

Timing and Results provided by Tissot



THU 25 SEP 2014

Start Time: 19:30 / End Time: 20:48

Match No.: 16

Match Statistics

경기 통계

Match Duration: 1h 18m

Spectators: 1900

P3

KOR vs JPN

3 0

Teams	Sets	1	2	3	Total
KOR	3	25	25	25	75
JPN	0	17	16	18	51
	Playing Time	23m	24m	25m	1h 12m

First Referee: PIMTHONGKHONBURI Sasiprapa (THA)


Second Referee: WANG Ziling (CHN)

JPN - Japan

Scoring Spike

Limit
15.00%

Rk	No	Name	Spikes	Faults	Shots	Total Attempts	Eff %
1	7	TAKAHASHI Saori	6	4	7	17	11.76
	11	INOUE Arisa	3	4	9	16	
	9	MURANAGA Nao	3	1	9	13	
	8	OTAKE Riho	5	-	7	12	
	4	SHIMAMURA Haruyo	2	3	5	10	
	10	ITOH Nozomi	3	3	2	8	
	3	NOMOTO Rika	-	2	4	6	
	5	HORIKAWA Mari	-	2	3	5	
	2	TASHIRO Kanami	1	-	3	4	
	1	SUZUKI Yuko	-	-	-	-	
	6	TORIGOE Miku	-	-	-	-	
	12	SAKAMOTO Nanaka	-	-	-	-	
Team Totals			23	19	49	91	4.40

Scoring Block


Rk	No	Name	Kill Blocks	Faults	Rebounds	Total Attempts	Avg by Set
1	4	SHIMAMURA Haruyo	2	2	2	6	0.67
2	8	OTAKE Riho	1	2	8	11	0.33
2	2	TASHIRO Kanami	1	-	1	2	0.33
4	7	TAKAHASHI Saori	-	3	3	6	0.00
4	10	ITOH Nozomi	-	1	3	4	0.00
4	5	HORIKAWA Mari	-	-	1	1	0.00
4	11	INOUE Arisa	-	-	1	1	0.00
4	3	NOMOTO Rika	-	1	-	1	0.00
	1	SUZUKI Yuko	-	-	-	-	
	6	TORIGOE Miku	-	-	-	-	
	9	MURANAGA Nao	-	-	-	-	
	12	SAKAMOTO Nanaka	-	-	-	-	
Team Totals			4	9	19	32	1.33

Scoring Service


Rk	No	Name	Aces	Faults	Serve Hits	Total Attempts	Avg by Set
1	9	MURANAGA Nao	1	-	11	12	0.33
1	4	SHIMAMURA Haruyo	1	-	6	7	0.33
1	10	ITOH Nozomi	1	-	3	4	0.33
1	5	HORIKAWA Mari	1	1	1	3	0.33
5	2	TASHIRO Kanami	-	1	8	9	0.00
5	11	INOUE Arisa	-	1	5	6	0.00
5	7	TAKAHASHI Saori	-	-	5	5	0.00
5	8	OTAKE Riho	-	1	4	5	0.00
5	1	SUZUKI Yuko	-	-	1	1	0.00
5	3	NOMOTO Rika	-	-	1	1	0.00
	6	TORIGOE Miku	-	-	-	-	
	12	SAKAMOTO Nanaka	-	-	-	-	
Team Totals			4	4	45	53	1.33

Team
Opponent Errors & Team Faults

20

Timing and Results provided by Tissot



THU 25 SEP 2014

Start Time: 19:30 / End Time: 20:48

Match No.: 16

Match Statistics

경기 통계

Match Duration: 1h 18m

Spectators: 1900

P3

KOR vs JPN


3 0


Teams	Sets	1	2	3	Total
KOR	3	25	25	25	75
JPN	0	17	16	18	51
	Playing Time	23m	24m	25m	1h 12m


First Referee: PIMTHONGKHONBURI Sasiprapa (THA)

Second Referee: WANG Ziling (CHN)

JPN - Japan

Non-Scoring Dig	Rk	No	Name	Digs	Faults	Receptions	Total Attempts	Avg by Set
	1	6	TORIGOE Miku	7	7	3	17	2.33
	2	9	MURANAGA Nao	3	2	9	14	1.00
	2	11	INOUE Arisa	3	2	4	9	1.00
	4	10	ITOH Nozomi	1	1	1	3	0.33
	5	7	TAKAHASHI Saori	-	1	8	9	0.00
	5	8	OTAKE Riho	-	-	4	4	0.00
	5	1	SUZUKI Yuko	-	-	2	2	0.00
	5	3	NOMOTO Rika	-	-	2	2	0.00
	5	5	HORIKAWA Mari	-	-	2	2	0.00
	5	4	SHIMAMURA Haruyo	-	1	1	2	0.00
	5	2	TASHIRO Kanami	-	2	-	2	0.00
		12	SAKAMOTO Nanaka	-	-	-	-	-
	Team Totals			14	16	36	66	4.67

Non-Scoring Set	Rk	No	Name	Running Sets	Faults	Still Sets	Total Attempts	Avg by Set
	1	2	TASHIRO Kanami	19	-	52	71	6.33
	2	6	TORIGOE Miku	2	-	8	10	0.67
	3	9	MURANAGA Nao	1	-	2	3	0.33
	4	11	INOUE Arisa	-	-	2	2	0.00
	4	1	SUZUKI Yuko	-	-	1	1	0.00
		3	NOMOTO Rika	-	-	-	-	-
		4	SHIMAMURA Haruyo	-	-	-	-	-
		5	HORIKAWA Mari	-	-	-	-	-
		7	TAKAHASHI Saori	-	-	-	-	-
		8	OTAKE Riho	-	-	-	-	-
		10	ITOH Nozomi	-	-	-	-	-
		12	SAKAMOTO Nanaka	-	-	-	-	-
	Team Totals			22		65	87	7.33

Non-Scoring Reception	Rk	No	Name	Excellents	Faults	Serve Receptions	Total Attempts	Succ %
	1	9	MURANAGA Nao	6	1	7	14	42.86
	2	11	INOUE Arisa	6	1	9	16	37.50
	3	7	TAKAHASHI Saori	3	1	15	19	15.79
		6	TORIGOE Miku	8	1	1	10	
		8	OTAKE Riho	-	1	1	2	
		3	NOMOTO Rika	-	1	-	1	
		1	SUZUKI Yuko	-	-	-	-	
		2	TASHIRO Kanami	-	-	-	-	
		4	SHIMAMURA Haruyo	-	-	-	-	
		5	HORIKAWA Mari	-	-	-	-	
		10	ITOH Nozomi	-	-	-	-	
		12	SAKAMOTO Nanaka	-	-	-	-	
	Team Totals			23	6	33	62	37.10

LEGEND		Eff%		Rk		Succ%	
Avg	Average	Eff%	Efficiency	Rk	Rank	Succ%	Success %

Timing and Results provided by Tissot



Results Table - Preliminary Round

결과표 - 조별리그

As of THU 25 SEP 2014 at 21:01

P4

Pool A				Points per Set					Total Points	Match Duration	Spectators
Match	Date	Teams	Sets	1	2	3	4	5			
1	20 SEP 2014	KOR vs IND	3 - 0	25 - 5	25 - 12	25 - 13			75 - 30	1h 03m	2,500
3	21 SEP 2014	THA vs JPN	3 - 1	25 - 27	25 - 18	25 - 19	25 - 21		100 - 85	1h 54m	4,000
5	22 SEP 2014	IND vs JPN	0 - 3	6 - 25	11 - 25	12 - 25			29 - 75	1h 02m	245
10	23 SEP 2014	KOR vs THA	3 - 0	25 - 21	25 - 20	25 - 21			75 - 62	1h 25m	3,500
11	24 SEP 2014	THA vs IND	3 - 0	25 - 19	25 - 12	25 - 11			75 - 42	1h 08m	190
16	25 SEP 2014	KOR vs JPN	3 - 0	25 - 17	25 - 16	25 - 18			75 - 51	1h 18m	1,900

Pool B				Points per Set					Total Points	Match Duration	Spectators
Match	Date	Teams	Sets	1	2	3	4	5			
2	20 SEP 2014	TPE vs HKG	3 - 0	25 - 10	25 - 12	25 - 19			75 - 41	1h 07m	220
4	21 SEP 2014	KAZ vs CHN	0 - 3	14 - 25	11 - 25	14 - 25			39 - 75	1h 09m	1,000
6	22 SEP 2014	HKG vs KAZ	1 - 3	25 - 23	17 - 25	16 - 25	22 - 25		80 - 98	1h 48m	270
7	22 SEP 2014	MDV vs TPE	0 - 3	3 - 25	11 - 25	7 - 25			21 - 75	53m	190
8	23 SEP 2014	CHN vs HKG	3 - 0	25 - 10	25 - 12	25 - 7			75 - 29	1h 01m	1,000
9	23 SEP 2014	KAZ vs MDV	3 - 0	25 - 6	25 - 10	25 - 10			75 - 26	59m	1,500
12	24 SEP 2014	MDV vs CHN	0 - 3	7 - 25	7 - 25	6 - 25			20 - 75	54m	176
13	24 SEP 2014	TPE vs KAZ	3 - 0	25 - 17	25 - 14	25 - 18			75 - 49	1h 13m	155
14	25 SEP 2014	CHN vs TPE	3 - 0	25 - 17	26 - 24	25 - 22			76 - 63	1h 21m	490
15	25 SEP 2014	HKG vs MDV	3 - 0	25 - 5	25 - 11	25 - 10			75 - 26	1h 00m	520

Statistics of	Average match duration	Average spectators	Total spectators
Preliminary Round	1h 12m	1.116	17,856

Pool A																	
Rank	Team	Ranking Points	Matches			Results Details						Sets			Points		
			Played	Won	Lost	3-0	3-1	3-2	2-3	1-3	0-3	Won	Lost	Ratio	Won	Lost	Ratio
1	KOR	9	3	3	0	3						9	0	MAX	225	143	1.573
2	THA	6	3	2	1	1	1					6	4	1.500	237	202	1.173
3	JPN	3	3	1	2	1				1	1	4	6	0.667	211	204	1.034
4	IND	0	3	0	3						3	0	9	0.000	101	225	0.449

Pool B																	
Rank	Team	Ranking Points	Matches			Results Details						Sets			Points		
			Played	Won	Lost	3-0	3-1	3-2	2-3	1-3	0-3	Won	Lost	Ratio	Won	Lost	Ratio
1	CHN	12	4	4	0	4						12	0	MAX	301	151	1.993
2	TPE	9	4	3	1	3					1	9	3	3.000	288	187	1.540
3	KAZ	6	4	2	2	1	1				2	6	7	0.857	261	256	1.020
4	HKG	3	4	1	3	1				1	2	4	9	0.444	225	274	0.821
5	MDV	0	4	0	4						4	0	12	0.000	93	300	0.310

LEGEND	
MAX	Ratio with no points or sets lost
Ratio	Ratio of points or sets won/lost

Timing and Results provided by Tissot



Results Table - Final Round


결과표 - 최종 라운드

As of THU 25 SEP 2014 at 21:01

P4

17	Quarter-final Qualification	26 SEP	IND vs MDV																	
19	Quarterfinals	27 SEP	CHN vs																	
18	Quarterfinals	27 SEP	KOR vs HKG																	
20	Quarterfinals	27 SEP	THA vs KAZ																	
21	Quarterfinals	27 SEP	TPE vs JPN																	
22	Semifinal 5th-8th	30 SEP																		
23	Semifinal 1st-4th	30 SEP																		
24	Semifinal 5th-8th	30 SEP																		
25	Semifinal 1st-4th	30 SEP																		
28	Bronze Medal Match	2 OCT																		
26	Classification 7-8	2 OCT																		
27	Classification 5-6	2 OCT																		
29		2 OCT																		

Statistics of	Average match duration	Average spectators	Total spectators
Preliminary Round	1h 12m	1.116	17.856
Final Round			
Tournament	1h 12m	1.116	17.856







Cumulative Statistics by Skills


스킬별 누적통계

CHN - China

AFTER 4 MATCHES

Scoring Spike	No	Name	Spikes	Faults	Shots	Total Attempts	Eff %
	1	QIAO Ting	10	1	6	17	52.94
	2	YAO di	1	1	-	2	0.00
	3	YIN Na	8	-	18	26	30.77
	4	WANG Qian	-	-	-	-	0.00
	5	DING Xia	4	1	2	7	42.86
	6	YAN Ni	24	1	14	39	58.97
	8	ZHANG Changning	44	12	29	85	37.65
	9	LI Jing	17	-	14	31	54.84
	10	ZHANG Xiaoya	17	3	8	28	50.00
	11	LIU Yanhan	27	8	16	51	37.25
	12	HUANG Liuyan	-	-	-	-	0.00
	13	WANG Qi	4	1	7	12	25.00
	Team Totals			156	28	114	298

Scoring Block	No	Name	Kill Blocks	Faults	Rebounds	Total Attempts	Avg by Set
	1	QIAO Ting	1	4	7	12	0.08
	2	YAO di	1	3	2	6	0.08
	3	YIN Na	3	1	10	14	0.25
	4	WANG Qian	-	-	-	-	0.00
	5	DING Xia	-	4	6	10	0.00
	6	YAN Ni	13	4	14	31	1.08
	8	ZHANG Changning	7	8	7	22	0.58
	9	LI Jing	3	1	4	8	0.25
	10	ZHANG Xiaoya	3	3	9	15	0.25
	11	LIU Yanhan	4	6	3	13	0.33
	12	HUANG Liuyan	-	-	-	-	0.00
	13	WANG Qi	2	1	1	4	0.17
	Team Totals			37	35	63	135

Scoring Service	No	Name	Aces	Faults	Serve Hits	Total Attempts	Avg by Set
	1	QIAO Ting	1	1	11	13	0.08
	2	YAO di	6	1	22	29	0.50
	3	YIN Na	4	-	38	42	0.33
	4	WANG Qian	-	-	-	-	0.00
	5	DING Xia	1	3	22	26	0.08
	6	YAN Ni	5	4	35	44	0.42
	8	ZHANG Changning	9	7	35	51	0.75
	9	LI Jing	5	1	9	15	0.42
	10	ZHANG Xiaoya	-	2	32	34	0.00
	11	LIU Yanhan	5	6	15	26	0.42
	12	HUANG Liuyan	-	-	-	-	0.00
	13	WANG Qi	3	1	13	17	0.25
	Team Totals			39	26	232	297

Team	Opponent Errors & Team Faults	69	1
-------------	--	----	---





Cumulative Statistics by Skills


스킬별 누적통계

CHN - China

AFTER 4 MATCHES

Non-Scoring Dig	No	Name	Digs	Faults	Receptions	Total Attempts	Avg by Set
	1	QIAO Ting	-	-	6	6	0.00
	2	YAO di	-	2	5	7	0.00
	3	YIN Na	5	2	25	32	0.42
	4	WANG Qian	15	5	22	42	1.25
	5	DING Xia	1	2	11	14	0.08
	6	YAN Ni	1	2	6	9	0.08
	8	ZHANG Changning	4	2	19	25	0.33
	9	LI Jing	2	1	11	14	0.17
	10	ZHANG Xiaoya	-	2	7	9	0.00
	11	LIU Yanhan	1	5	16	22	0.08
	12	HUANG Liuyan	4	-	11	15	0.33
	13	WANG Qi	2	1	11	14	0.17
	Team Totals			35	24	150	209

Non-Scoring Set	No	Name	Running Sets	Faults	Still Sets	Total Attempts	Avg by Set
	1	QIAO Ting	-	-	1	1	0.00
	2	YAO di	44	-	39	83	3.67
	3	YIN Na	4	-	5	9	0.33
	4	WANG Qian	2	-	7	9	0.17
	5	DING Xia	87	2	65	154	7.25
	6	YAN Ni	2	1	3	6	0.17
	8	ZHANG Changning	1	-	3	4	0.08
	9	LI Jing	-	-	2	2	0.00
	10	ZHANG Xiaoya	-	-	-	-	0.00
	11	LIU Yanhan	-	-	2	2	0.00
	12	HUANG Liuyan	1	-	3	4	0.08
	13	WANG Qi	-	-	1	1	0.00
	Team Totals			141	3	131	275

Non-Scoring Reception	No	Name	Excellents	Faults	Serve Receptions	Total Attempts	Succ %
	1	QIAO Ting	-	-	-	-	0.00
	2	YAO di	-	-	-	-	0.00
	3	YIN Na	14	1	17	32	43.75
	4	WANG Qian	16	3	24	43	37.21
	5	DING Xia	-	-	-	-	0.00
	6	YAN Ni	-	-	-	-	0.00
	8	ZHANG Changning	4	2	15	21	19.05
	9	LI Jing	1	1	1	3	33.33
	10	ZHANG Xiaoya	-	-	-	-	0.00
	11	LIU Yanhan	1	-	10	11	9.09
	12	HUANG Liuyan	4	-	8	12	33.33
	13	WANG Qi	2	-	5	7	28.57
	Team Totals			42	7	80	129

LEGEND			
Avg	Eff%	Succ%	
Average	Efficiency	Success %	


Timing and Results provided by Tissot


Cumulative Statistics by Skills


스킬별 누적통계

HKG - Hong Kong, China

AFTER 4 MATCHES

Scoring Spike	No	Name	Spikes	Faults	Shots	Total Attempts	Eff %	
	1	LAM Mei	14	9	28	51	9.80	
	4	FONG Sze Man	4	7	19	30	0.00	
	5	TSANG Sze Nga	8	8	15	31	0.00	
	7	YEUNG Sau Mei	32	18	35	85	16.47	
	8	KOO Yung Yung	2	5	10	17	0.00	
	9	LO Ka Yan	4	5	7	16	0.00	
	10	FUNG Tsz Yan	-	1	1	2	0.00	
	11	LEE Pui Shan	4	-	8	12	33.33	
	12	LAW Ho Fung Thyllis	16	12	37	65	6.15	
	14	LAM Yee Ting	6	4	12	22	9.09	
	16	TSUI Ka Yee	-	-	-	-	0.00	
	18	IP Hoi Lun Helen	13	3	16	32	31.25	
	Team Totals			103	72	188	363	8.54

Scoring Block	No	Name	Kill Blocks	Faults	Rebounds	Total Attempts	Avg by Set	
	1	LAM Mei	1	-	8	9	0.08	
	4	FONG Sze Man	1	6	5	12	0.08	
	5	TSANG Sze Nga	-	7	4	11	0.00	
	7	YEUNG Sau Mei	7	4	5	16	0.54	
	8	KOO Yung Yung	1	4	2	7	0.08	
	9	LO Ka Yan	-	2	-	2	0.00	
	10	FUNG Tsz Yan	2	1	1	4	0.15	
	11	LEE Pui Shan	-	-	1	1	0.00	
	12	LAW Ho Fung Thyllis	-	6	5	11	0.00	
	14	LAM Yee Ting	2	3	10	15	0.15	
	16	TSUI Ka Yee	-	-	-	-	0.00	
	18	IP Hoi Lun Helen	5	5	9	19	0.38	
	Team Totals			19	38	50	107	1.46

Scoring Service	No	Name	Aces	Faults	Serve Hits	Total Attempts	Avg by Set	
	1	LAM Mei	2	6	32	40	0.15	
	4	FONG Sze Man	-	1	10	11	0.00	
	5	TSANG Sze Nga	4	7	35	46	0.31	
	7	YEUNG Sau Mei	5	4	28	37	0.38	
	8	KOO Yung Yung	-	1	4	5	0.00	
	9	LO Ka Yan	1	3	8	12	0.08	
	10	FUNG Tsz Yan	-	1	4	5	0.00	
	11	LEE Pui Shan	1	-	8	9	0.08	
	12	LAW Ho Fung Thyllis	4	4	18	26	0.31	
	14	LAM Yee Ting	2	3	19	24	0.15	
	16	TSUI Ka Yee	-	-	-	-	0.00	
	18	IP Hoi Lun Helen	-	3	10	13	0.00	
	Team Totals			19	33	176	228	1.46

Team	Opponent Errors & Team Faults	84	3
-------------	--	----	---





Cumulative Statistics by Skills


스킬별 누적통계

HKG - Hong Kong, China

AFTER 4 MATCHES

Non-Scoring Dig	No	Name	Digs	Faults	Receptions	Total Attempts	Avg by Set
	1	LAM Mei	6	7	26	39	0.46
	4	FONG Sze Man	-	-	5	5	0.00
	5	TSANG Sze Nga	-	3	7	10	0.00
	7	YEUNG Sau Mei	2	6	22	30	0.15
	8	KOO Yung Yung	-	-	-	-	0.00
	9	LO Ka Yan	2	1	7	10	0.15
	10	FUNG Tsz Yan	1	3	5	9	0.08
	11	LEE Pui Shan	1	2	13	16	0.08
	12	LAW Ho Fung Thyllis	4	4	26	34	0.31
	14	LAM Yee Ting	3	9	12	24	0.23
	16	TSUI Ka Yee	11	12	48	71	0.85
	18	IP Hoi Lun Helen	-	-	9	9	0.00
	Team Totals			30	47	180	257

Non-Scoring Set	No	Name	Running Sets	Faults	Still Sets	Total Attempts	Avg by Set
	1	LAM Mei	-	-	6	6	0.00
	4	FONG Sze Man	1	1	5	7	0.08
	5	TSANG Sze Nga	1	-	5	6	0.08
	7	YEUNG Sau Mei	1	-	7	8	0.08
	8	KOO Yung Yung	-	-	1	1	0.00
	9	LO Ka Yan	-	-	2	2	0.00
	10	FUNG Tsz Yan	13	3	34	50	1.00
	11	LEE Pui Shan	-	-	4	4	0.00
	12	LAW Ho Fung Thyllis	-	1	5	6	0.00
	14	LAM Yee Ting	63	1	140	204	4.85
	16	TSUI Ka Yee	4	-	32	36	0.31
	18	IP Hoi Lun Helen	1	-	5	6	0.08
	Team Totals			84	6	246	336

Non-Scoring Reception	No	Name	Excellents	Faults	Serve Receptions	Total Attempts	Succ %
	1	LAM Mei	7	4	27	38	18.42
	4	FONG Sze Man	2	1	6	9	22.22
	5	TSANG Sze Nga	-	-	-	-	0.00
	7	YEUNG Sau Mei	4	5	16	25	16.00
	8	KOO Yung Yung	-	-	-	-	0.00
	9	LO Ka Yan	2	1	6	9	22.22
	10	FUNG Tsz Yan	-	-	-	-	0.00
	11	LEE Pui Shan	3	6	12	21	14.29
	12	LAW Ho Fung Thyllis	14	10	31	55	25.45
	14	LAM Yee Ting	-	1	-	1	0.00
	16	TSUI Ka Yee	26	9	36	71	36.62
	18	IP Hoi Lun Helen	-	-	-	-	0.00
	Team Totals			58	37	134	229

LEGEND			
Avg	Eff%	Succ%	
Average	Efficiency	Success %	

Timing and Results provided by Tissot





Cumulative Statistics by Skills


스킬별 누적통계

JPN - Japan

AFTER 3 MATCHES

Scoring Spike	No	Name	Spikes	Faults	Shots	Total Attempts	Eff %
	1	SUZUKI Yuko	-	-	-	-	0.00
	2	TASHIRO Kanami	2	-	4	6	33.33
	3	NOMOTO Rika	-	2	4	6	0.00
	4	SHIMAMURA Haruyo	12	8	18	38	10.53
	5	HORIKAWA Mari	7	4	10	21	14.29
	6	TORIGOE Miku	-	-	-	-	0.00
	7	TAKAHASHI Saori	23	10	20	53	24.53
	8	OTAKE Riho	11	1	18	30	33.33
	9	MURANAGA Nao	17	3	23	43	32.56
	10	ITOH Nozomi	11	7	23	41	9.76
	11	INOUE Arisa	16	11	27	54	9.26
	12	SAKAMOTO Nanaka	6	4	18	28	7.14
Team Totals			105	50	165	320	17.19

Scoring Block	No	Name	Kill Blocks	Faults	Rebounds	Total Attempts	Avg by Set
	1	SUZUKI Yuko	-	-	2	2	0.00
	2	TASHIRO Kanami	1	5	5	11	0.10
	3	NOMOTO Rika	-	1	-	1	0.00
	4	SHIMAMURA Haruyo	7	6	15	28	0.70
	5	HORIKAWA Mari	1	2	2	5	0.10
	6	TORIGOE Miku	-	-	-	-	0.00
	7	TAKAHASHI Saori	2	6	8	16	0.20
	8	OTAKE Riho	6	5	12	23	0.60
	9	MURANAGA Nao	-	2	1	3	0.00
	10	ITOH Nozomi	6	6	9	21	0.60
	11	INOUE Arisa	1	-	3	4	0.10
	12	SAKAMOTO Nanaka	-	-	5	5	0.00
Team Totals			24	33	62	119	2.40

Scoring Service	No	Name	Aces	Faults	Serve Hits	Total Attempts	Avg by Set
	1	SUZUKI Yuko	1	1	7	9	0.10
	2	TASHIRO Kanami	2	1	29	32	0.20
	3	NOMOTO Rika	-	1	3	4	0.00
	4	SHIMAMURA Haruyo	2	1	17	20	0.20
	5	HORIKAWA Mari	4	2	21	27	0.40
	6	TORIGOE Miku	-	-	-	-	0.00
	7	TAKAHASHI Saori	1	2	23	26	0.10
	8	OTAKE Riho	-	4	17	21	0.00
	9	MURANAGA Nao	2	1	21	24	0.20
	10	ITOH Nozomi	2	2	14	18	0.20
	11	INOUE Arisa	1	2	13	16	0.10
	12	SAKAMOTO Nanaka	1	2	10	13	0.10
Team Totals			16	19	175	210	1.60

Team	Opponent Errors & Team Faults	66	
-------------	--	----	--





Cumulative Statistics by Skills


스킬별 누적통계

JPN - Japan

AFTER 3 MATCHES

Non-Scoring Dig	No	Name	Digs	Faults	Receptions	Total Attempts	Avg by Set
	1	SUZUKI Yuko	1	1	5	7	0.10
	2	TASHIRO Kanami	3	5	12	20	0.30
	3	NOMOTO Rika	-	-	3	3	0.00
	4	SHIMAMURA Haruyo	1	1	5	7	0.10
	5	HORIKAWA Mari	-	2	7	9	0.00
	6	TORIGOE Miku	11	11	37	59	1.10
	7	TAKAHASHI Saori	4	3	23	30	0.40
	8	OTAKE Riho	1	-	7	8	0.10
	9	MURANAGA Nao	3	3	22	28	0.30
	10	ITOH Nozomi	1	3	14	18	0.10
	11	INOUE Arisa	3	9	19	31	0.30
	12	SAKAMOTO Nanaka	-	-	6	6	0.00
Team Totals			28	38	160	226	2.80

Non-Scoring Set	No	Name	Running Sets	Faults	Still Sets	Total Attempts	Avg by Set
	1	SUZUKI Yuko	15	-	27	42	1.50
	2	TASHIRO Kanami	68	1	145	214	6.80
	3	NOMOTO Rika	-	-	-	-	0.00
	4	SHIMAMURA Haruyo	-	-	4	4	0.00
	5	HORIKAWA Mari	2	-	1	3	0.20
	6	TORIGOE Miku	5	-	22	27	0.50
	7	TAKAHASHI Saori	1	-	1	2	0.10
	8	OTAKE Riho	-	-	2	2	0.00
	9	MURANAGA Nao	3	-	2	5	0.30
	10	ITOH Nozomi	-	-	1	1	0.00
	11	INOUE Arisa	-	-	4	4	0.00
	12	SAKAMOTO Nanaka	1	-	-	1	0.10
Team Totals			95	1	209	305	9.50

Non-Scoring Reception	No	Name	Excellents	Faults	Serve Receptions	Total Attempts	Succ %
	1	SUZUKI Yuko	-	-	-	-	0.00
	2	TASHIRO Kanami	-	-	-	-	0.00
	3	NOMOTO Rika	-	1	1	2	0.00
	4	SHIMAMURA Haruyo	-	-	2	2	0.00
	5	HORIKAWA Mari	-	-	-	-	0.00
	6	TORIGOE Miku	24	1	12	37	64.86
	7	TAKAHASHI Saori	15	3	35	53	28.30
	8	OTAKE Riho	1	1	1	3	33.33
	9	MURANAGA Nao	11	2	19	32	34.38
	10	ITOH Nozomi	-	-	-	-	0.00
	11	INOUE Arisa	9	1	17	27	33.33
	12	SAKAMOTO Nanaka	4	-	7	11	36.36
Team Totals			64	9	94	167	38.32

LEGEND			
Avg	Eff%	Succ%	
Average	Efficiency	Success %	

Timing and Results provided by Tissot





Cumulative Statistics by Skills


스킬별 누적통계

MDV - Maldives

AFTER 4 MATCHES

Scoring Spike	No	Name	Spikes	Faults	Shots	Total Attempts	Eff %	
	2	AZEEFA Mariyam	14	16	34	64	0.00	
	3	HALEEM Mariyam	-	-	1	1	0.00	
	4	AREESHA Aminath	-	-	-	-	0.00	
	6	RASHIDHA Hawwa	8	18	43	69	0.00	
	7	ADAM Shaufa	-	1	3	4	0.00	
	8	SAMA Haleemath	-	-	-	-	0.00	
	9	ZAREER Fathimath Joozan	-	1	1	2	0.00	
	10	MAJIDHA Aishath	4	21	36	61	0.00	
	11	HASSAN Mueena	-	-	-	-	0.00	
	13	IBRAHIM Nasra	-	-	1	1	0.00	
	15	MOOSA Fathimath Zeeniya	-	1	1	2	0.00	
	16	IBRAHIM Khadheeja	1	3	3	7	0.00	
	Team Totals			27	61	123	211	

Scoring Block	No	Name	Kill Blocks	Faults	Rebounds	Total Attempts	Avg by Set	
	2	AZEEFA Mariyam	2	3	1	6	0.17	
	3	HALEEM Mariyam	-	-	-	-	0.00	
	4	AREESHA Aminath	-	-	-	-	0.00	
	6	RASHIDHA Hawwa	1	3	1	5	0.08	
	7	ADAM Shaufa	-	6	7	13	0.00	
	8	SAMA Haleemath	-	-	-	-	0.00	
	9	ZAREER Fathimath Joozan	-	-	-	-	0.00	
	10	MAJIDHA Aishath	-	1	2	3	0.00	
	11	HASSAN Mueena	-	-	-	-	0.00	
	13	IBRAHIM Nasra	-	2	-	2	0.00	
	15	MOOSA Fathimath Zeeniya	-	-	-	-	0.00	
	16	IBRAHIM Khadheeja	-	5	2	7	0.00	
	Team Totals			3	20	13	36	0.25

Scoring Service	No	Name	Aces	Faults	Serve Hits	Total Attempts	Avg by Set	
	2	AZEEFA Mariyam	1	3	7	11	0.08	
	3	HALEEM Mariyam	-	-	1	1	0.00	
	4	AREESHA Aminath	-	-	-	-	0.00	
	6	RASHIDHA Hawwa	2	4	13	19	0.17	
	7	ADAM Shaufa	-	3	13	16	0.00	
	8	SAMA Haleemath	-	1	-	1	0.00	
	9	ZAREER Fathimath Joozan	-	1	-	1	0.00	
	10	MAJIDHA Aishath	-	3	13	16	0.00	
	11	HASSAN Mueena	-	-	-	-	0.00	
	13	IBRAHIM Nasra	1	2	16	19	0.08	
	15	MOOSA Fathimath Zeeniya	-	-	2	2	0.00	
	16	IBRAHIM Khadheeja	-	3	8	11	0.00	
	Team Totals			4	20	73	97	0.33

Team	Opponent Errors & Team Faults	59	4
-------------	--	----	---





Cumulative Statistics by Skills


스킬별 누적통계

MDV - Maldives

AFTER 4 MATCHES

Non-Scoring Dig	No	Name	Digs	Faults	Receptions	Total Attempts	Avg by Set
	2	AZEEFA Mariyam	-	5	10	15	0.00
	3	HALEEM Mariyam	-	2	1	3	0.00
	4	AREESHA Aminath	-	-	1	1	0.00
	6	RASHIDHA Hawwa	-	6	17	23	0.00
	7	ADAM Shaufa	1	1	5	7	0.08
	8	SAMA Haleemath	-	-	-	-	0.00
	9	ZAREER Fathimath Joozan	-	2	3	5	0.00
	10	MAJIDHA Aishath	-	9	21	30	0.00
	11	HASSAN Mueena	1	12	17	30	0.08
	13	IBRAHIM Nasra	2	12	8	22	0.17
	15	MOOSA Fathimath Zeeniya	-	2	4	6	0.00
	16	IBRAHIM Khadheeja	-	4	4	8	0.00
Team Totals			4	55	91	150	0.33

Non-Scoring Set	No	Name	Running Sets	Faults	Still Sets	Total Attempts	Avg by Set
	2	AZEEFA Mariyam	-	-	6	6	0.00
	3	HALEEM Mariyam	-	-	-	-	0.00
	4	AREESHA Aminath	-	-	-	-	0.00
	6	RASHIDHA Hawwa	-	-	5	5	0.00
	7	ADAM Shaufa	1	2	10	13	0.08
	8	SAMA Haleemath	-	-	1	1	0.00
	9	ZAREER Fathimath Joozan	4	1	20	25	0.33
	10	MAJIDHA Aishath	2	-	13	15	0.17
	11	HASSAN Mueena	-	2	10	12	0.00
	13	IBRAHIM Nasra	16	3	110	129	1.33
	15	MOOSA Fathimath Zeeniya	-	-	1	1	0.00
	16	IBRAHIM Khadheeja	1	-	9	10	0.08
Team Totals			24	8	185	217	2.00

Non-Scoring Reception	No	Name	Excellents	Faults	Serve Receptions	Total Attempts	Succ %
	2	AZEEFA Mariyam	7	14	35	56	12.50
	3	HALEEM Mariyam	-	1	9	10	0.00
	4	AREESHA Aminath	-	1	4	5	0.00
	6	RASHIDHA Hawwa	12	19	45	76	15.79
	7	ADAM Shaufa	-	-	-	-	0.00
	8	SAMA Haleemath	-	-	2	2	0.00
	9	ZAREER Fathimath Joozan	-	-	-	-	0.00
	10	MAJIDHA Aishath	1	11	6	18	5.56
	11	HASSAN Mueena	6	18	26	50	12.00
	13	IBRAHIM Nasra	-	1	1	2	0.00
	15	MOOSA Fathimath Zeeniya	2	1	7	10	20.00
	16	IBRAHIM Khadheeja	-	-	1	1	0.00
Team Totals			28	66	136	230	12.17

LEGEND			
Avg	Eff%	Succ%	
Average	Efficiency	Success %	

Timing and Results provided by Tissot





Cumulative Statistics by Skills


스킬별 누적통계

TPE - Chinese Taipei

AFTER 4 MATCHES

Scoring Spike	No	Name	Spikes	Faults	Shots	Total Attempts	Eff %	
	3	CHANG Yu Chia	1	-	-	1	100.00	
	5	CHEN Yi Ju	20	6	18	44	31.82	
	6	HO Yen Chih	2	-	3	5	40.00	
	8	YANG Yi Chen	6	1	2	9	55.56	
	9	CHANG Li Wen	5	2	1	8	37.50	
	11	CHEN Wan Ting	45	9	32	86	41.86	
	12	YANG Meng Hua	-	-	-	-	0.00	
	13	WEN I Tzu	12	2	8	22	45.45	
	15	LEE Tzu Ying	33	10	36	79	29.11	
	16	TSENG Wan Ling	9	-	4	13	69.23	
	17	CHANG Chen Yin	20	10	33	63	15.87	
	18	CHEN Tzu Ya	5	1	4	10	40.00	
	Team Totals			158	41	141	340	34.41

Scoring Block	No	Name	Kill Blocks	Faults	Rebounds	Total Attempts	Avg by Set	
	3	CHANG Yu Chia	-	-	-	-	0.00	
	5	CHEN Yi Ju	3	5	15	23	0.25	
	6	HO Yen Chih	-	-	-	-	0.00	
	8	YANG Yi Chen	-	2	7	9	0.00	
	9	CHANG Li Wen	-	-	-	-	0.00	
	11	CHEN Wan Ting	3	2	4	9	0.25	
	12	YANG Meng Hua	-	-	-	-	0.00	
	13	WEN I Tzu	2	5	6	13	0.17	
	15	LEE Tzu Ying	1	1	5	7	0.08	
	16	TSENG Wan Ling	1	2	4	7	0.08	
	17	CHANG Chen Yin	2	2	5	9	0.17	
	18	CHEN Tzu Ya	-	-	-	-	0.00	
	Team Totals			12	19	46	77	1.00

Scoring Service	No	Name	Aces	Faults	Serve Hits	Total Attempts	Avg by Set	
	3	CHANG Yu Chia	5	2	14	21	0.42	
	5	CHEN Yi Ju	2	6	15	23	0.17	
	6	HO Yen Chih	-	2	-	2	0.00	
	8	YANG Yi Chen	6	5	27	38	0.50	
	9	CHANG Li Wen	3	-	1	4	0.25	
	11	CHEN Wan Ting	13	3	41	57	1.08	
	12	YANG Meng Hua	-	-	-	-	0.00	
	13	WEN I Tzu	-	4	29	33	0.00	
	15	LEE Tzu Ying	4	2	30	36	0.33	
	16	TSENG Wan Ling	3	3	5	11	0.25	
	17	CHANG Chen Yin	11	7	30	48	0.92	
	18	CHEN Tzu Ya	2	4	10	16	0.17	
	Team Totals			49	38	202	289	4.08

Team	Opponent Errors & Team Faults	69	3
-------------	--	----	---





Cumulative Statistics by Skills


스킬별 누적통계

TPE - Chinese Taipei

AFTER 4 MATCHES

Non-Scoring Dig	No	Name	Digs	Faults	Receptions	Total Attempts	Avg by Set	
	3	CHANG Yu Chia	-	-	3	3	0.00	
	5	CHEN Yi Ju	1	-	13	14	0.08	
	6	HO Yen Chih	-	-	2	2	0.00	
	8	YANG Yi Chen	5	3	13	21	0.42	
	9	CHANG Li Wen	1	3	1	5	0.08	
	11	CHEN Wan Ting	4	2	21	27	0.33	
	12	YANG Meng Hua	19	7	52	78	1.58	
	13	WEN I Tzu	3	2	8	13	0.25	
	15	LEE Tzu Ying	9	3	24	36	0.75	
	16	TSENG Wan Ling	-	-	3	3	0.00	
	17	CHANG Chen Yin	8	1	26	35	0.67	
	18	CHEN Tzu Ya	-	1	8	9	0.00	
	Team Totals			50	22	174	246	4.17

Non-Scoring Set	No	Name	Running Sets	Faults	Still Sets	Total Attempts	Avg by Set	
	3	CHANG Yu Chia	19	3	17	39	1.58	
	5	CHEN Yi Ju	2	-	3	5	0.17	
	6	HO Yen Chih	1	-	1	2	0.08	
	8	YANG Yi Chen	103	5	121	229	8.58	
	9	CHANG Li Wen	1	-	1	2	0.08	
	11	CHEN Wan Ting	3	-	8	11	0.25	
	12	YANG Meng Hua	12	1	13	26	1.00	
	13	WEN I Tzu	2	-	1	3	0.17	
	15	LEE Tzu Ying	-	-	2	2	0.00	
	16	TSENG Wan Ling	-	-	2	2	0.00	
	17	CHANG Chen Yin	-	-	8	8	0.00	
	18	CHEN Tzu Ya	1	-	1	2	0.08	
	Team Totals			144	9	178	331	12.00

Non-Scoring Reception	No	Name	Excellents	Faults	Serve Receptions	Total Attempts	Succ %	
	3	CHANG Yu Chia	-	-	-	-	0.00	
	5	CHEN Yi Ju	-	-	-	-	0.00	
	6	HO Yen Chih	-	-	2	2	0.00	
	8	YANG Yi Chen	-	-	-	-	0.00	
	9	CHANG Li Wen	-	1	1	2	0.00	
	11	CHEN Wan Ting	-	-	-	-	0.00	
	12	YANG Meng Hua	14	3	21	38	36.84	
	13	WEN I Tzu	1	-	-	1	100.00	
	15	LEE Tzu Ying	16	3	47	66	24.24	
	16	TSENG Wan Ling	-	-	1	1	0.00	
	17	CHANG Chen Yin	8	1	24	33	24.24	
	18	CHEN Tzu Ya	3	1	7	11	27.27	
	Team Totals			42	9	103	154	27.27

LEGEND			
Avg	Eff%	Succ%	
Average	Efficiency	Success %	

Timing and Results provided by Tissot





Cumulative Statistics by Skills


스킬별 누적통계

KOR - Republic of Korea

AFTER 2 MATCHES

Scoring Spike	No	Name	Spikes	Faults	Shots	Total Attempts	Eff %
	3	LEE Hyohee	2	-	1	3	66.67
	4	KIM Heejin	7	5	9	21	9.52
	5	KIM Haeran	-	-	-	-	0.00
	7	LEE Jaeyeong	-	-	-	-	0.00
	8	NAM Jieyoun	-	-	-	-	0.00
	9	LEE Dayeong	1	1	1	3	0.00
	10	KIM Yeonkoug	22	2	18	42	47.62
	12	HAN Songyi	-	-	1	1	0.00
	13	PARK Jeongah	19	2	24	45	37.78
	14	YANG Hyojin	13	2	11	26	42.31
16	BAE Yoona	10	2	4	16	50.00	
19	BAEK Mokhwa	5	-	4	9	55.56	
Team Totals			79	14	73	166	39.16

Scoring Block	No	Name	Kill Blocks	Faults	Rebounds	Total Attempts	Avg by Set
	3	LEE Hyohee	-	6	2	8	0.00
	4	KIM Heejin	2	3	5	10	0.33
	5	KIM Haeran	-	-	-	-	0.00
	7	LEE Jaeyeong	-	-	-	-	0.00
	8	NAM Jieyoun	-	-	-	-	0.00
	9	LEE Dayeong	-	-	-	-	0.00
	10	KIM Yeonkoug	4	1	3	8	0.67
	12	HAN Songyi	2	6	4	12	0.33
	13	PARK Jeongah	-	5	5	10	0.00
	14	YANG Hyojin	7	6	5	18	1.17
16	BAE Yoona	2	1	1	4	0.33	
19	BAEK Mokhwa	-	-	1	1	0.00	
Team Totals			17	28	26	71	2.83

Scoring Service	No	Name	Aces	Faults	Serve Hits	Total Attempts	Avg by Set
	3	LEE Hyohee	5	-	38	43	0.83
	4	KIM Heejin	1	2	14	17	0.17
	5	KIM Haeran	-	-	-	-	0.00
	7	LEE Jaeyeong	-	-	-	-	0.00
	8	NAM Jieyoun	-	-	5	5	0.00
	9	LEE Dayeong	1	1	5	7	0.17
	10	KIM Yeonkoug	1	2	7	10	0.17
	12	HAN Songyi	-	2	9	11	0.00
	13	PARK Jeongah	5	1	12	18	0.83
	14	YANG Hyojin	1	4	16	21	0.17
16	BAE Yoona	1	1	8	10	0.17	
19	BAEK Mokhwa	-	1	3	4	0.00	
Team Totals			15	14	117	146	2.50

Team	Opponent Errors & Team Faults	39	
-------------	--	----	--





Cumulative Statistics by Skills


스킬별 누적통계

KOR - Republic of Korea

AFTER 2 MATCHES

Non-Scoring Dig	No	Name	Digs	Faults	Receptions	Total Attempts	Avg by Set
	3	LEE Hyohee	-	4	11	15	0.00
	4	KIM Heejin	-	1	3	4	0.00
	5	KIM Haeran	5	4	21	30	0.83
	7	LEE Jaeyeong	-	-	-	-	0.00
	8	NAM Jieyoun	1	1	4	6	0.17
	9	LEE Dayeong	-	-	2	2	0.00
	10	KIM Yeonkoug	-	3	9	12	0.00
	12	HAN Songyi	4	3	5	12	0.67
	13	PARK Jeongah	1	-	13	14	0.17
	14	YANG Hyojin	-	-	4	4	0.00
	16	BAE Yoona	2	1	6	9	0.33
19	BAEK Mokhwa	3	-	3	6	0.50	
Team Totals			16	17	81	114	2.67

Non-Scoring Set	No	Name	Running Sets	Faults	Still Sets	Total Attempts	Avg by Set
	3	LEE Hyohee	48	-	54	102	8.00
	4	KIM Heejin	1	-	-	1	0.17
	5	KIM Haeran	4	-	4	8	0.67
	7	LEE Jaeyeong	-	-	-	-	0.00
	8	NAM Jieyoun	1	-	3	4	0.17
	9	LEE Dayeong	11	-	12	23	1.83
	10	KIM Yeonkoug	-	-	-	-	0.00
	12	HAN Songyi	2	-	3	5	0.33
	13	PARK Jeongah	-	-	1	1	0.00
	14	YANG Hyojin	2	-	2	4	0.33
	16	BAE Yoona	-	-	-	-	0.00
19	BAEK Mokhwa	1	-	1	2	0.17	
Team Totals			70	-	80	150	11.67

Non-Scoring Reception	No	Name	Excellents	Faults	Serve Receptions	Total Attempts	Succ %
	3	LEE Hyohee	-	-	-	-	0.00
	4	KIM Heejin	-	-	-	-	0.00
	5	KIM Haeran	12	1	9	22	54.55
	7	LEE Jaeyeong	-	-	-	-	0.00
	8	NAM Jieyoun	2	1	4	7	28.57
	9	LEE Dayeong	-	-	-	-	0.00
	10	KIM Yeonkoug	16	-	5	21	76.19
	12	HAN Songyi	4	-	12	16	25.00
	13	PARK Jeongah	3	-	1	4	75.00
	14	YANG Hyojin	1	-	-	1	100.00
	16	BAE Yoona	2	-	1	3	66.67
19	BAEK Mokhwa	1	-	1	2	50.00	
Team Totals			41	2	33	76	53.95

LEGEND			
Avg	Eff%	Succ%	
Average	Efficiency	Success %	

Timing and Results provided by Tissot