

FIVBTM



VOLLEYBALL
MEN'S WORLD
CHAMPIONSHIP
POLAND 2014

Daily Bulletin No.15

Match: 93 **Date:** 16.09.2014 **Spectators:** 1'630
City: KATOWICE
Hall: SPODEK
Match duration: Start: 20:25 End: 21:57 Total: 1:32

Teams	Sets	1	2	3	4	5	Total
FRA	3	25	26	25			76
GER	0	15	24	22			61
Set duration		0:23	0:30	0:26			1:19

Referees: DUDEK Piotr (POL) & ZENOVICH Andrey (RUS)

FRA • France		1	2	3	4	5	Pts
2	L Grebennikov Jenia		L	L	L		
4	Rouzier Antonin	■	■	■			16
6	Toniutti Benjamin	■	■	■			2
7	Tillie Kevin	■	■	■			8
9	Ngapeth Earvin	■	■	■			20
10	Le Roux Kevin	■	■	■			5
14	Le Goff Nicolas	■	■	■			4
15	Tuia Samuele						
16	Marechal Nicolas				□		
17	Lafitte Franck						
18	Jaumel Yoann		□	□			
21	Sidibe Mory						

Coach: Tillie Laurent
Assistant: Josserand Arnaud

GER • Germany		1	2	3	4	5	Pts
2	L Steuerwald Markus		L	L	L		
3	Schwarz Sebastian		□				
5	Kühner Sebastian			□	□		
6	Kaliberda Denys	■	■	■			11
7	Westphal Dirk	■	■	■			6
8	Böhme Marcus	■	■	■			6
9	Grozer György	■	■	■			14
10	Schöps Jochen		□				
11	Kampa Lukas	■	■	■			3
12	L Tille Ferdinand		L				
15	Broshog Tim	■	■				2
16	Günthör Max			□	■		2

Coach: Mr. Vital HEYNEN (BEL)
Assistant: Mr. Stefan HÜBNER (GER)

TEAMS AND PLAYERS PERFORMANCES

Won Pts	Total Atts	No Name	Scoring Skills	Won Pts	Total Atts	No Name
46	89	Total Team		34	85	Total Team
16	33	9 Ngapeth Earvin	Spike	12	29	9 Grozer György
16	28	4 Rouzier Antonin		11	22	6 Kaliberda Denys
8	14	7 Tillie Kevin		5	17	7 Westphal Dirk
5	48	Total Team	Block	10	71	Total Team
3	11	10 Le Roux Kevin		3	22	8 Böhme Marcus
1	2	6 Toniutti Benjamin		2	9	11 Kampa Lukas
1	11	9 Ngapeth Earvin	Serve	2	11	9 Grozer György
4	75	Total Team		0	62	Total Team
3	15	9 Ngapeth Earvin				
1	16	10 Le Roux Kevin	Opp. error	17		Total Team
21		Total Team		61	218	Total Team
76	212	Total Team				
20	59	9 Ngapeth Earvin	Best Scorer	14	50	9 Grozer György

■ Starting line-up Pts = Points scored [nn] = Captain
□ Substitute Atts = Attempts L = Libero
Opp = Opponent



FIVB Men's Volleyball World Championship 2014

Pool H

Match: 94 **Date:** 16.09.2014 **Spectators:** 12'100
City: LODZ
Hall: ATLAS ARENA
Match duration: Start: 20:25 End: 23:00 Total: 2:35

Teams	Sets	1	2	3	4	5	Total
POL	3	25	22	14	25	17	103
BRA	2	22	25	25	18	15	105
Set duration		0:30	0:31	0:25	0:28	0:22	2:16

Referees: SHAHMIRI Mohammad (IRI) & VEREECKE Philippe (FRA)

POL • Poland		1	2	3	4	5	Pts
1	Nowakowski Piotr	■	■	■			5
2	Winiarski Michal	■	■				2
3	Konarski Dawid	□	□	□	□	□	4
5	Zagumny Pawel	□	□	□	□		
7	Klos Karol	■	■	■	■	■	13
10	Wlazly Mariusz	■	■	■	■	■	31
11	Drzyzga Fabian	■	■	■	■	■	3
13	Kubiak Michal	■	■	■	■	■	5
17 L	Zatorski Pawel	L	L	L	L	L	
18	Mozdzonek Marcin			■	■		
20	Mika Mateusz		□	■	■	■	13
21	Buszek Rafal			□			

BRA • Brazil		1	2	3	4	5	Pts
1	Rezende Bruno Mossa	■	■	■	■	■	3
3	Carbonera Eder						
4	De Souza Wallace	□	□	□	□	□	4
5	Dos Santos Jr. Sidnei	■	■	■	■	■	6
6	Vissotto Neves Leandro	■	■	■	■	■	16
10	Lucarelli Santos De Souza Ricardo	■	■	■	■	■	16
11 L	Silva Felipe Lourenço	L	L	L		L	
12	Fonteles Luiz Felipe Marques	■	■	■	■	■	17
16	Saatkamp Lucas	■	■	■	■	■	15
18	Borges Almeida Silva Mauricio						
19 L	Da Silva Pedreira Junior Mario	L	L	L	L	L	
20	Vieira De Oliveira Raphael	□	□	□	□	□	

Coach: ANTIGA Stephane (FRA)
Assistant: BLAIN Philippe (FRA)

Coach: Bernardo Rezende (BRA)
Assistant: Roberley Leonaldo (BRA)

TEAMS AND PLAYERS PERFORMANCES

Won Pts	Total Atts	No Name	Scoring Skills	Won Pts	Total Atts	No Name
57	113	Total Team		55	107	Total Team
29	46	10 Wlazly Mariusz	Spike	14	26	6 Vissotto Neves Leandro
11	19	20 Mika Mateusz		13	27	12 Fonteles Luiz Felipe
6	9	7 Klos Karol		12	22	10 Lucarelli Santos De Souza
13	57	Total Team	Block	15	62	Total Team
7	14	7 Klos Karol		4	8	10 Lucarelli Santos De Souza
3	7	13 Kubiak Michal		3	13	16 Saatkamp Lucas
1	6	20 Mika Mateusz		3	6	12 Fonteles Luiz Felipe
6	102	Total Team	Serve	7	105	Total Team
2	7	3 Konarski Dawid		3	18	16 Saatkamp Lucas
2	10	11 Drzyzga Fabian		2	17	6 Vissotto Neves Leandro
1	13	20 Mika Mateusz		1	19	5 Dos Santos Jr. Sidnei
27		Total Team	Opp. error	28		Total Team
103	272	Total Team	Total	105	274	Total Team
31	80	10 Wlazly Mariusz	Best Scorer	17	51	12 Fonteles Luiz Felipe

■ Starting line-up Pts = Points scored [nn] = Captain
□ Substitute Atts = Attempts L = Libero
Opp = Opponent



FIVB Men's Volleyball World Championship 2014 Pool G

Match: 95 **Date:** 17.09.2014 **Spectators:** 1'845
City: KATOWICE
Hall: SPODEK
Match duration: Start: 20:25 End: 21:56 Total: 1:31

Teams	Sets	1	2	3	4	5	Total
GER	3	25	25	25			75
IRI	0	15	21	19			55
Set duration		0:22	0:25	0:31			1:18

Referees: MOKRY Juraj (SVK) & CHOLAKIAN Rolando (ARG)

GER • Germany		1	2	3	4	5	Pts
1	Fromm Christian					□	1
2	L Steuerwald Markus	L	L	L			
3	Schwarz Sebastian	■	■				2
5	Kühner Sebastian			□			
6	Kaliberda Denys	■	■	■			7
7	Westphal Dirk			□	■		1
8	Böhme Marcus	■	■	■			8
9	Grozer György	■	■	■			23
10	Schöps Jochen					□	2
11	Kampa Lukas	■	■	■			4
15	Broshog Tim						
16	Günthör Max	■	■	■			5

Coach: Mr. Vital HEYNEN (BEL)
Assistant: Mr. Stefan HÜBNER (GER)

IRI • Iran		1	2	3	4	5	Pts
1	Mahmoudi Shahram					□	1
2	Ebadipour Ghara H. Milad				□		1
4	Marouflakrani Mir Saeid	■	■	■			
5	Ghaemi Farhad	■	■	■			7
6	Mousavi Eraghi Seyed Mohammad	■	■	■			7
7	Fayazi Damnabi Pourya						
8	L Zarif Ahangaran V. Farhad	L	L	L			
9	Gholami Adel	■	■				3
10	Ghafour Amir	■	■	■			9
12	Mirzajanpour M. Mojtaba	■	■	■			7
13	Mahdavi Mehdi			□	□		
15	Tashakori Armin				□	■	3

Coach: KOVAC Slobodan (SRB)
Assistant: PRAKLJACIC Slobodan (SRB)

TEAMS AND PLAYERS PERFORMANCES

Won Pts	Total Atts	No Name	Scoring Skills	Won Pts	Total Atts	No Name
33	70	Total Team		30	78	Total Team
18	28	9 Grozer György	Spike	9	26	10 Ghafour Amir
6	9	8 Böhme Marcus		6	18	12 Mirzajanpour M. Mojtaba
3	13	6 Kaliberda Denys		4	8	6 Mousavi Eraghi Seyed
12	56	Total Team	Block	6	54	Total Team
4	11	11 Kampa Lukas		3	12	6 Mousavi Eraghi Seyed
3	15	16 Günthör Max		2	12	5 Ghaemi Farhad
2	6	6 Kaliberda Denys	1	6	12 Mirzajanpour M. Mojtaba	
8	73	Total Team	Serve	2	57	Total Team
4	19	9 Grozer György		2	12	5 Ghaemi Farhad
2	4	10 Schöps Jochen				
2	11	6 Kaliberda Denys				
22		Total Team	Opp. error	17		Total Team
75	199	Total Team	Total	55	189	Total Team
23	55	9 Grozer György	Best Scorer	9	40	10 Ghafour Amir

■ Starting line-up Pts = Points scored □nn = Captain
□ Substitute Atts = Attempts L = Libero
Opp = Opponent



FIVB Men's Volleyball World Championship 2014

Pool H

Match: 96 **Date:** 17.09.2014 **Spectators:** 2'600
City: LODZ
Hall: ATLAS ARENA
Match duration: Start: 20:25 End: 21:57 Total: 1:32

Teams	Sets	1	2	3	4	5	Total
BRA	3	25	25	25			75
RUS	0	22	20	21			63
Set duration		0:26	0:26	0:27			1:19

Referees: SHAABAN Nasr (EGY) & LABASTA Milan (CZE)

BRA • Brazil		1	2	3	4	5	Pts
1	Rezende Bruno Mossa	■	■	■			1
3	Carbonera Eder						
4	De Souza Wallace	■	■	■			14
5	Dos Santos Jr. Sidnei	■	■	■			8
6	Vissotto Neves Leandro	□	□	□			1
8	Endres Murilo	■	■	■			6
10	Lucarelli Santos De Souza Ricardo	■	■	■			15
12	Fonteles Luiz Felipe Marques		□	□			
16	Saatkamp Lucas	■	■	■			7
18	Borges Almeida Silva Mauricio						
19	L Da Silva Pedreira Junior Mario	L	L	L			
20	Vieira De Oliveira Raphael	□	□	□			

Coach: Bernardo Rezende (BRA)
Assistant: Roberley Leonaldo (BRA)

RUS • Russia		1	2	3	4	5	Pts
2	Makarov Sergey						
3	Apalikov Nikolay	■	■				2
5	Grankin Sergey	■	■	■			
7	Pavlov Nikolay	■	■	■			12
8	Biriukov Denis						
9	Spiridonov Alexey	■	■	■			7
10	Savin Sergey						
13	Muserskiy Dmitriy	■	■	■			11
14	Volvich Artem		□	■			3
15	Ilinykh Dmitriy	■	■	■			9
20	L Ermakov Artem	L	L	L			
21	L Golubev Valentin		L	L			

Coach: Voronkov Andrey (RUS)
Assistant: Busato Sergio (ITA)

TEAMS AND PLAYERS PERFORMANCES

Won Pts	Total Atts	No Name	Scoring Skills	Won Pts	Total Atts	No Name
43	76	Total Team		38	74	Total Team
14	27	10 Lucarelli Santos De Souza	Spike	10	23	7 Pavlov Nikolay
12	22	4 De Souza Wallace		9	20	15 Ilinykh Dmitriy
6	12	16 Saatkamp Lucas		7	10	9 Spiridonov Alexey
4	33	Total Team		4	27	Total Team
2	5	5 Dos Santos Jr. Sidnei	Block	3	9	13 Muserskiy Dmitriy
1	12	16 Saatkamp Lucas		1	5	7 Pavlov Nikolay
1	6	8 Endres Murilo				
5	74	Total Team		2	64	Total Team
2	9	4 De Souza Wallace	Serve	1	15	7 Pavlov Nikolay
1	10	8 Endres Murilo		1	10	13 Muserskiy Dmitriy
1	13	5 Dos Santos Jr. Sidnei				
23		Total Team	Opp. error	19		Total Team
75	183	Total Team	Total	63	165	Total Team
15	41	10 Lucarelli Santos De Souza	Best Scorer	12	43	7 Pavlov Nikolay

■ Starting line-up Pts = Points scored [nn] = Captain
□ Substitute Atts = Attempts L = Libero
Opp = Opponent

Match: 94 Date: 16.09.2014 Spectators: 12'100

City: LODZ


Hall: ATLAS ARENA

Match duration: Start: 20:25 End: 23:00 Total: 2:35

Teams	Sets	1	2	3	4	5	Total
POL	3	25	22	14	25	17	103
BRA	2	22	25	25	18	15	105
Set duration		0:30	0:31	0:25	0:28	0:22	2:16




POL • Poland



Spike

Succ. %
Limit: 15.00%

Rk	No	Name	Spikes	Faults	Shots	Total Attempts	Note
1	10	Wlazly Mariusz	29	5	12	46	63.04
2	20	Mika Mateusz	11	5	3	19	57.89
-	13	Kubiak Michal	2	4	9	15	
-	7	Klos Karol	6	-	3	9	
-	1	Nowakowski Piotr	5	2	-	7	
-	2	Winiarski Michal	1	3	3	7	
-	3	Konarski Dawid	2	1	2	5	
-	21	Buszek Rafal	-	-	2	2	
-	18	Mozdzonek Marcin	-	1	1	2	
-	11	Drzyzga Fabian	1	-	-	1	
-	5	Zagumny Pawel	-	-	-	-	
-	17	Zatorski Pawel	-	-	-	-	
Others			-	-	-	-	
Total Team			57	21	35	113	50.44



Block

Avg. by set

Rk	No	Name	Kill Blocks	Faults	Rebounds	Total Attempts	Note
1	7	Klos Karol	7	4	3	14	1.40
2	13	Kubiak Michal	3	3	1	7	0.60
3	20	Mika Mateusz	1	2	3	6	0.20
3	10	Wlazly Mariusz	1	5	7	13	0.20
3	2	Winiarski Michal	1	1	-	2	0.20
-	5	Zagumny Pawel	-	-	-	-	
-	17	Zatorski Pawel	-	-	-	-	
-	18	Mozdzonek Marcin	-	-	1	1	
-	21	Buszek Rafal	-	-	-	-	
-	3	Konarski Dawid	-	1	1	2	
-	1	Nowakowski Piotr	-	4	1	5	
-	11	Drzyzga Fabian	-	7	-	7	
Others			-	-	-	-	
Total Team			13	27	17	57	2.60

Match: 94 Date: 16.09.2014 Spectators: 12'100

City: LODZ

Hall: ATLAS ARENA


Match duration: Start: 20:25 End: 23:00 Total: 2:35

Teams	Sets	1	2	3	4	5	Total
POL	3	25	22	14	25	17	103
BRA	2	22	25	25	18	15	105
Set duration		0:30	0:31	0:25	0:28	0:22	2:16




POL • Poland

Rk	No	Name	Aces	Faults	Serve Hits	Total Attempts	Note
1	3	Konarski Dawid	2	-	5	7	0.40
1	11	Drzyzga Fabian	2	3	5	10	0.40
3	20	Mika Mateusz	1	2	10	13	0.20
3	10	Wlazly Mariusz	1	6	14	21	0.20
-	5	Zagumny Pawel	-	-	-	-	
-	17	Zatorski Pawel	-	-	-	-	
-	18	Mozdzonek Marcin	-	-	13	13	
-	21	Buszek Rafal	-	-	-	-	
-	7	Klos Karol	-	1	10	11	
-	13	Kubiak Michal	-	2	12	14	
-	1	Nowakowski Piotr	-	2	8	10	
-	2	Winiarski Michal	-	2	1	3	
Others			-	-	-	-	
Total Team			6	18	78	102	1.20



Team	Opponent errors & Team faults	Aces	Faults	Total Attempts
		27	1	28

Rk	No	Name	Digs	Faults	Receptions	Total Attempts	Note
1	17	Zatorski Pawel	12	2	6	20	2.40
2	11	Drzyzga Fabian	3	-	6	9	0.60
2	10	Wlazly Mariusz	3	1	4	8	0.60
2	13	Kubiak Michal	3	2	5	10	0.60
5	18	Mozdzonek Marcin	2	-	1	3	0.40
5	7	Klos Karol	2	1	-	3	0.40
7	1	Nowakowski Piotr	1	-	3	4	0.20
7	20	Mika Mateusz	1	-	2	3	0.20
7	21	Buszek Rafal	1	-	-	1	0.20
7	3	Konarski Dawid	1	1	3	5	0.20
-	2	Winiarski Michal	-	-	1	1	
-	5	Zagumny Pawel	-	2	-	2	
Others			-	22	-	22	
Total Team			29	31	31	91	5.80



Match: 94 Date: 16.09.2014 Spectators: 12'100

City: LODZ


Hall: ATLAS ARENA

Match duration: Start: 20:25 End: 23:00 Total: 2:35

Teams	Sets	1	2	3	4	5	Total
POL	3	25	22	14	25	17	103
BRA	2	22	25	25	18	15	105
Set duration		0:30	0:31	0:25	0:28	0:22	2:16




POL • Poland



Set

Avg. by set

Rk	No	Name	Running Sets	Faults	Still Sets	Total Attempts	Note
1	11	Drzyzga Fabian	32	-	44	76	6.40
2	5	Zagumny Pawel	5	-	6	11	1.00
3	13	Kubiak Michal	1	-	2	3	0.20
-	1	Nowakowski Piotr	-	-	-	-	
-	2	Winiarski Michal	-	-	3	3	
-	3	Konarski Dawid	-	-	-	-	
-	7	Klos Karol	-	-	1	1	
-	10	Wlazly Mariusz	-	-	-	-	
-	17	Zatorski Pawel	-	-	1	1	
-	18	Mozdzonek Marcin	-	-	-	-	
-	20	Mika Mateusz	-	-	-	-	
-	21	Buszek Rafal	-	-	-	-	
Others			-	-	-	-	
Total Team			38	-	57	95	7.60



Reception

Eff. %
Limit: 25.00%

Rk	No	Name	Excellents	Faults	Serve Receptions	Total Attempts	Note
1	13	Kubiak Michal	18	2	25	45	35.56
-	17	Zatorski Pawel	4	2	11	17	
-	20	Mika Mateusz	5	2	8	15	
-	2	Winiarski Michal	3	1	1	5	
-	21	Buszek Rafal	-	-	4	4	
-	7	Klos Karol	2	-	-	2	
-	1	Nowakowski Piotr	-	-	-	-	
-	3	Konarski Dawid	-	-	-	-	
-	5	Zagumny Pawel	-	-	-	-	
-	10	Wlazly Mariusz	-	-	-	-	
-	11	Drzyzga Fabian	-	-	-	-	
-	18	Mozdzonek Marcin	-	-	-	-	
Others			-	-	-	-	
Total Team			32	7	49	88	28.41

Match: 94 Date: 16.09.2014 Spectators: 12'100

City: LODZ


Hall: ATLAS ARENA

Match duration: Start: 20:25 End: 23:00 Total: 2:35

Teams	Sets	1	2	3	4	5	Total
POL	3	25	22	14	25	17	103
BRA	2	22	25	25	18	15	105
Set duration		0:30	0:31	0:25	0:28	0:22	2:16




BRA • Brazil



Spike

Succ. %
Limit: 15.00%

Rk	No	Name	Spikes	Faults	Shots	Total Attempts	Note
1	10	Lucarelli Santos De Souza Ricardo	12	3	7	22	54.55
2	6	Vissotto Neves Leandro	14	5	7	26	53.85
3	12	Fonteles Luiz Felipe Marques	13	5	9	27	48.15
-	16	Saatkamp Lucas	9	3	3	15	
-	4	De Souza Wallace	3	-	5	8	
-	5	Dos Santos Jr. Sidnei	3	2	1	6	
-	1	Rezende Bruno Mossa	1	-	2	3	
-	3	Carbonera Eder	-	-	-	-	
-	11	Silva Felipe Lourenço	-	-	-	-	
-	18	Borges Almeida Silva Mauricio	-	-	-	-	
-	19	Da Silva Pedreira Junior Mario	-	-	-	-	
-	20	Vieira De Oliveira Raphael	-	-	-	-	
Others			-	-	-	-	
Total Team			55	18	34	107	51.40



Block

Avg. by set

Rk	No	Name	Kill Blocks	Faults	Rebounds	Total Attempts	Note
1	10	Lucarelli Santos De Souza Ricardo	4	1	3	8	0.80
2	16	Saatkamp Lucas	3	6	4	13	0.60
2	12	Fonteles Luiz Felipe Marques	3	3	-	6	0.60
4	1	Rezende Bruno Mossa	2	3	4	9	0.40
4	5	Dos Santos Jr. Sidnei	2	7	7	16	0.40
6	4	De Souza Wallace	1	1	1	3	0.20
-	3	Carbonera Eder	-	-	-	-	
-	11	Silva Felipe Lourenço	-	-	-	-	
-	18	Borges Almeida Silva Mauricio	-	-	-	-	
-	19	Da Silva Pedreira Junior Mario	-	-	-	-	
-	20	Vieira De Oliveira Raphael	-	-	-	-	
-	6	Vissotto Neves Leandro	-	5	2	7	
Others			-	-	-	-	
Total Team			15	26	21	62	3.00

Match: 94 Date: 16.09.2014 Spectators: 12'100

City: LODZ

Hall: ATLAS ARENA


Match duration: Start: 20:25 End: 23:00 Total: 2:35

Teams	Sets	1	2	3	4	5	Total
POL	3	25	22	14	25	17	103
BRA	2	22	25	25	18	15	105
Set duration		0:30	0:31	0:25	0:28	0:22	2:16



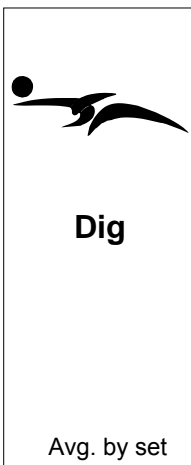
BRA • Brazil

Rk	No	Name	Aces	Faults	Serve Hits	Total Attempts	Note
1	16	Saatkamp Lucas	3	2	13	18	0.60
2	6	Vissotto Neves Leandro	2	4	11	17	0.40
3	5	Dos Santos Jr. Sidnei	1	-	18	19	0.20
3	12	Fonteles Luiz Felipe Marques	1	5	12	18	0.20
-	3	Carbonera Eder	-	-	-	-	
-	4	De Souza Wallace	-	-	-	-	
-	11	Silva Felipe Lourenço	-	-	-	-	
-	18	Borges Almeida Silva Mauricio	-	-	-	-	
-	19	Da Silva Pedreira Junior Mario	-	-	-	-	
-	20	Vieira De Oliveira Raphael	-	-	4	4	
-	1	Rezende Bruno Mossa	-	1	13	14	
-	10	Lucarelli Santos De Souza Ricardo	-	5	10	15	
Others			-	-	-	-	
Total Team			7	17	81	105	1.40



Team	Opponent errors & Team faults	Aces	Faults	Total Attempts
		28	-	28

Rk	No	Name	Digs	Faults	Receptions	Total Attempts	Note
1	10	Lucarelli Santos De Souza Ricardo	9	2	4	15	1.80
2	12	Fonteles Luiz Felipe Marques	5	5	2	12	1.00
3	19	Da Silva Pedreira Junior Mario	4	-	5	9	0.80
4	6	Vissotto Neves Leandro	3	-	3	6	0.60
4	1	Rezende Bruno Mossa	3	6	7	16	0.60
6	5	Dos Santos Jr. Sidnei	2	-	1	3	0.40
7	16	Saatkamp Lucas	1	-	-	1	0.20
7	20	Vieira De Oliveira Raphael	1	1	2	4	0.20
7	11	Silva Felipe Lourenço	1	3	2	6	0.20
-	3	Carbonera Eder	-	-	-	-	
-	4	De Souza Wallace	-	-	1	1	
-	18	Borges Almeida Silva Mauricio	-	-	-	-	
Others			-	18	-	18	
Total Team			29	35	27	91	5.80




Match: 94 Date: 16.09.2014 Spectators: 12'100
 City: LODZ
 Hall: ATLAS ARENA
 Match duration: Start: 20:25 End: 23:00 Total: 2:35

Teams	Sets	1	2	3	4	5	Total
POL	3	25	22	14	25	17	103
BRA	2	22	25	25	18	15	105
Set duration		0:30	0:31	0:25	0:28	0:22	2:16




BRA • Brazil



Set

Avg. by set

Rk	No	Name	Running Sets	Faults	Still Sets	Total Attempts	Note
1	1	Rezende Bruno Mossa	25	1	50	76	5.00
2	20	Vieira De Oliveira Raphael	7	-	8	15	1.40
-	3	Carbonera Eder	-	-	-	-	-
-	4	De Souza Wallace	-	-	-	-	-
-	5	Dos Santos Jr. Sidnei	-	-	-	-	-
-	6	Vissotto Neves Leandro	-	-	-	-	-
-	10	Lucarelli Santos De Souza Ricardo	-	-	1	1	-
-	11	Silva Felipe Lourenço	-	-	2	2	-
-	16	Saatkamp Lucas	-	-	-	-	-
-	18	Borges Almeida Silva Mauricio	-	-	-	-	-
-	19	Da Silva Pedreira Junior Mario	-	-	2	2	-
-	12	Fonteles Luiz Felipe Marques	-	1	2	3	-
Others			-	-	-	-	-
Total Team			32	2	65	99	6.40



Reception

Eff. %
Limit: 25.00%


Rk	No	Name	Excellents	Faults	Serve Receptions	Total Attempts	Note
1	19	Da Silva Pedreira Junior Mario	16	1	13	30	50.00
2	10	Lucarelli Santos De Souza Ricardo	10	2	14	26	30.77
3	12	Fonteles Luiz Felipe Marques	6	2	18	26	15.38
-	16	Saatkamp Lucas	-	-	2	2	-
-	1	Rezende Bruno Mossa	-	-	-	-	-
-	3	Carbonera Eder	-	-	-	-	-
-	4	De Souza Wallace	-	-	-	-	-
-	5	Dos Santos Jr. Sidnei	-	-	-	-	-
-	6	Vissotto Neves Leandro	-	-	-	-	-
-	11	Silva Felipe Lourenço	-	-	-	-	-
-	18	Borges Almeida Silva Mauricio	-	-	-	-	-
-	20	Vieira De Oliveira Raphael	-	-	-	-	-
Others			-	-	-	-	-
Total Team			32	5	47	84	32.14

Match: 95 Date: 17.09.2014 Spectators: 1'845
 City: KATOWICE
 Hall: SPODEK
 Match duration: Start: 20:25 End: 21:56 Total: 1:31

Teams	Sets	1	2	3	4	5	Total
GER	3	25	25	25			75
IRI	0	15	21	19			55
Set duration		0:22	0:25	0:31			1:18




GER • Germany



Spike

Succ. %
Limit: 15.00%

Rk	No	Name	Spikes	Faults	Shots	Total Attempts	Note
1	9	Grozer György	18	4	6	28	64.29
2	6	Kaliberda Denys	3	3	7	13	23.08
-	8	Böhme Marcus	6	-	3	9	
-	16	Günthör Max	2	-	4	6	
-	3	Schwarz Sebastian	2	2	2	6	
-	7	Westphal Dirk	1	-	4	5	
-	1	Fromm Christian	1	-	2	3	
-	2	Steuerwald Markus	-	-	-	-	
-	5	Kühner Sebastian	-	-	-	-	
-	10	Schöps Jochen	-	-	-	-	
-	11	Kampa Lukas	-	-	-	-	
-	15	Broshog Tim	-	-	-	-	
Others			-	-	-	-	
Total Team			33	9	28	70	47.14



Block

Avg. by set

Rk	No	Name	Kill Blocks	Faults	Rebounds	Total Attempts	Note
1	11	Kampa Lukas	4	4	3	11	1.33
2	16	Günthör Max	3	8	4	15	1.00
3	6	Kaliberda Denys	2	2	2	6	0.67
3	8	Böhme Marcus	2	7	1	10	0.67
5	9	Grozer György	1	3	4	8	0.33
-	1	Fromm Christian	-	-	1	1	
-	2	Steuerwald Markus	-	-	-	-	
-	5	Kühner Sebastian	-	-	-	-	
-	10	Schöps Jochen	-	-	-	-	
-	15	Broshog Tim	-	-	-	-	
-	7	Westphal Dirk	-	1	2	3	
-	3	Schwarz Sebastian	-	1	1	2	
Others			-	-	-	-	
Total Team			12	26	18	56	4.00


Match: 95 Date: 17.09.2014 Spectators: 1'845
 City: KATOWICE
 Hall: SPODEK
 Match duration: Start: 20:25 End: 21:56 Total: 1:31

Teams	Sets	1	2	3	4	5	Total
GER	3	25	25	25			75
IRI	0	15	21	19			55
Set duration		0:22	0:25	0:31			1:18



GER • Germany

Rk	No	Name	Aces	Faults	Serve Hits	Total Attempts	Note
1	9	Grozer György	4	4	11	19	1.33
2	10	Schöps Jochen	2	-	2	4	0.67
2	6	Kaliberda Denys	2	3	6	11	0.67
-	1	Fromm Christian	-	-	1	1	
-	2	Steuerwald Markus	-	-	-	-	
-	3	Schwarz Sebastian	-	-	4	4	
-	7	Westphal Dirk	-	-	5	5	
-	11	Kampa Lukas	-	-	14	14	
-	15	Broshog Tim	-	-	-	-	
-	8	Böhme Marcus	-	1	8	9	
-	16	Günthör Max	-	1	4	5	
-	5	Kühner Sebastian	-	1	-	1	
Others			-	-	-	-	
Total Team			8	10	55	73	2.67




Serve

Avg. by set

Team	Opponent errors & Team faults	Aces	Faults	Total Attempts
	22	1	23	

Rk	No	Name	Digs	Faults	Receptions	Total Attempts	Note
1	2	Steuerwald Markus	12	-	9	21	4.00
2	6	Kaliberda Denys	6	1	3	10	2.00
3	11	Kampa Lukas	5	1	4	10	1.67
4	9	Grozer György	3	2	3	8	1.00
5	7	Westphal Dirk	2	2	1	5	0.67
-	1	Fromm Christian	-	-	-	-	
-	5	Kühner Sebastian	-	-	-	-	
-	8	Böhme Marcus	-	-	-	-	
-	10	Schöps Jochen	-	-	-	-	
-	15	Broshog Tim	-	-	-	-	
-	16	Günthör Max	-	1	3	4	
-	3	Schwarz Sebastian	-	1	-	1	
Others			-	-	-	-	
Total Team			28	8	23	59	9.33



Dig

Avg. by set



Match: 95 Date: 17.09.2014 Spectators: 1'845

City: KATOWICE


Hall: SPODEK

Match duration: Start: 20:25 End: 21:56 Total: 1:31

Teams	Sets	1	2	3	4	5	Total
GER	3	25	25	25			75
IRI	0	15	21	19			55
Set duration		0:22	0:25	0:31			1:18




GER • Germany



Set

Avg. by set

Rk	No	Name	Running Sets	Faults	Still Sets	Total Attempts	Note
1	11	Kampa Lukas	33	-	22	55	11.00
-	1	Fromm Christian	-	-	-	-	
-	2	Steuerwald Markus	-	-	-	-	
-	3	Schwarz Sebastian	-	-	-	-	
-	5	Kühner Sebastian	-	-	-	-	
-	6	Kaliberda Denys	-	-	-	-	
-	7	Westphal Dirk	-	-	-	-	
-	8	Böhme Marcus	-	-	-	-	
-	9	Grozer György	-	-	-	-	
-	10	Schöps Jochen	-	-	-	-	
-	15	Broshog Tim	-	-	-	-	
-	16	Günthör Max	-	-	-	-	
Others			-	-	-	-	
Total Team			33	-	22	55	11.00



Reception

Eff. %
Limit: 25.00%


Rk	No	Name	Excellents	Faults	Serve Receptions	Total Attempts	Note
1	6	Kaliberda Denys	9	-	8	17	52.94
-	2	Steuerwald Markus	5	-	5	10	
-	3	Schwarz Sebastian	4	1	4	9	
-	7	Westphal Dirk	6	-	1	7	
-	1	Fromm Christian	-	-	1	1	
-	5	Kühner Sebastian	-	-	-	-	
-	8	Böhme Marcus	-	-	-	-	
-	9	Grozer György	-	-	-	-	
-	10	Schöps Jochen	-	-	-	-	
-	11	Kampa Lukas	-	-	-	-	
-	15	Broshog Tim	-	-	-	-	
-	16	Günthör Max	-	-	-	-	
Others			-	-	-	-	
Total Team			24	1	19	44	52.27

Match: 95 Date: 17.09.2014 Spectators: 1'845
 City: KATOWICE
 Hall: SPODEK
 Match duration: Start: 20:25 End: 21:56 Total: 1:31

Teams	Sets	1	2	3	4	5	Total
GER	3	25	25	25			75
IRI	0	15	21	19			55
Set duration		0:22	0:25	0:31			1:18




IRI • Iran



Spike

Succ. %
Limit: 15.00%

Rk	No	Name	Spikes	Faults	Shots	Total Attempts	Note
1	10	Ghafour Amir	9	4	13	26	34.62
2	12	Mirzajanpour M. Mojtaba	6	4	8	18	33.33
-	5	Ghaemi Farhad	3	2	4	9	
-	6	Mousavi Eraghi Seyed Mohammad	4	3	1	8	
-	9	Gholami Adel	3	-	2	5	
-	15	Tashakori Armin	3	1	1	5	
-	2	Ebadipour Ghara H. Milad	1	1	1	3	
-	1	Mahmoudi Shahram	1	2	-	3	
-	4	Marouflakrani Mir Saeid	-	-	1	1	
-	7	Fayazi Damnabi Pourya	-	-	-	-	
-	8	Zarif Ahangaran V. Farhad	-	-	-	-	
-	13	Mahdavi Mehdi	-	-	-	-	
Others			-	-	-	-	
Total Team			30	17	31	78	38.46



Block

Avg. by set

Rk	No	Name	Kill Blocks	Faults	Rebounds	Total Attempts	Note
1	6	Mousavi Eraghi Seyed Mohammad	3	6	3	12	1.00
2	5	Ghaemi Farhad	2	5	5	12	0.67
3	12	Mirzajanpour M. Mojtaba	1	5	-	6	0.33
-	1	Mahmoudi Shahram	-	-	-	-	
-	2	Ebadipour Ghara H. Milad	-	-	-	-	
-	7	Fayazi Damnabi Pourya	-	-	-	-	
-	8	Zarif Ahangaran V. Farhad	-	-	-	-	
-	13	Mahdavi Mehdi	-	-	-	-	
-	15	Tashakori Armin	-	1	3	4	
-	10	Ghafour Amir	-	2	5	7	
-	9	Gholami Adel	-	5	4	9	
-	4	Marouflakrani Mir Saeid	-	3	1	4	
Others			-	-	-	-	
Total Team			6	27	21	54	2.00


Match: 95 Date: 17.09.2014 Spectators: 1'845
 City: KATOWICE
 Hall: SPODEK
 Match duration: Start: 20:25 End: 21:56 Total: 1:31

Teams	Sets	1	2	3	4	5	Total
GER	3	25	25	25			75
IRI	0	15	21	19			55
Set duration		0:22	0:25	0:31			1:18



IRI • Iran

Rk	No	Name	Aces	Faults	Serve Hits	Total Attempts	Note
1	5	Ghaemi Farhad	2	3	7	12	0.67
-	1	Mahmoudi Shahram	-	-	-	-	
-	4	Marouflakrani Mir Saeid	-	-	11	11	
-	7	Fayazi Damnabi Pourya	-	-	-	-	
-	8	Zarif Ahangaran V. Farhad	-	-	-	-	
-	12	Mirzajanpour M. Mojtaba	-	-	5	5	
-	13	Mahdavi Mehdi	-	-	-	-	
-	15	Tashakori Armin	-	-	5	5	
-	9	Gholami Adel	-	2	5	7	
-	10	Ghafour Amir	-	3	4	7	
-	2	Ebadipour Ghara H. Milad	-	1	1	2	
-	6	Mousavi Eraghi Seyed Mohammad	-	4	4	8	
Others			-	-	-	-	
Total Team			2	13	42	57	0.67




Serve

Avg. by set

Team	Opponent errors & Team faults	Aces	Faults	Total Attempts
		17	-	17

Rk	No	Name	Digs	Faults	Receptions	Total Attempts	Note
1	8	Zarif Ahangaran V. Farhad	12	1	2	15	4.00
2	4	Marouflakrani Mir Saeid	6	1	10	17	2.00
3	5	Ghaemi Farhad	4	4	3	11	1.33
4	10	Ghafour Amir	3	1	4	8	1.00
5	12	Mirzajanpour M. Mojtaba	2	2	3	7	0.67
6	2	Ebadipour Ghara H. Milad	1	-	-	1	0.33
6	6	Mousavi Eraghi Seyed Mohammad	1	-	1	2	0.33
6	15	Tashakori Armin	1	-	-	1	0.33
-	1	Mahmoudi Shahram	-	-	-	-	
-	7	Fayazi Damnabi Pourya	-	-	-	-	
-	13	Mahdavi Mehdi	-	-	-	-	
-	9	Gholami Adel	-	1	2	3	
Others			-	-	-	-	
Total Team			30	10	25	65	10.00



Dig

Avg. by set



Match: 95 Date: 17.09.2014 Spectators: 1'845

City: KATOWICE


Hall: SPODEK

Match duration: Start: 20:25 End: 21:56 Total: 1:31

Teams	Sets	1	2	3	4	5	Total
GER	3	25	25	25			75
IRI	0	15	21	19			55
Set duration		0:22	0:25	0:31			1:18




IRI • Iran



Set

Avg. by set

Rk	No	Name	Running Sets	Faults	Still Sets	Total Attempts	Note
1	4	Marouflakrani Mir Saeid	23	-	27	50	7.67
2	13	Mahdavi Mehdi	3	-	5	8	1.00
-	1	Mahmoudi Shahram	-	-	-	-	
-	2	Ebadipour Ghara H. Milad	-	-	-	-	
-	5	Ghaemi Farhad	-	-	-	-	
-	6	Mousavi Eraghi Seyed Mohammad	-	-	-	-	
-	7	Fayazi Damnabi Pourya	-	-	-	-	
-	8	Zarif Ahangaran V. Farhad	-	-	-	-	
-	9	Gholami Adel	-	-	-	-	
-	10	Ghafour Amir	-	-	-	-	
-	12	Mirzajanpour M. Mojtaba	-	-	-	-	
-	15	Tashakori Armin	-	-	-	-	
Others			-	-	-	-	
Total Team			26	-	32	58	8.67



Reception

Eff. %
Limit: 25.00%


Rk	No	Name	Excellents	Faults	Serve Receptions	Total Attempts	Note
1	5	Ghaemi Farhad	15	2	11	28	46.43
2	8	Zarif Ahangaran V. Farhad	9	3	13	25	24.00
-	12	Mirzajanpour M. Mojtaba	2	2	3	7	
-	2	Ebadipour Ghara H. Milad	1	1	-	2	
-	6	Mousavi Eraghi Seyed Mohammad	-	-	1	1	
-	1	Mahmoudi Shahram	-	-	-	-	
-	4	Marouflakrani Mir Saeid	-	-	-	-	
-	7	Fayazi Damnabi Pourya	-	-	-	-	
-	9	Gholami Adel	-	-	-	-	
-	10	Ghafour Amir	-	-	-	-	
-	13	Mahdavi Mehdi	-	-	-	-	
-	15	Tashakori Armin	-	-	-	-	
Others			-	-	-	-	
Total Team			27	8	28	63	30.16

Match: 96 Date: 17.09.2014 Spectators: 2'600
 City: LODZ
 Hall: ATLAS ARENA
 Match duration: Start: 20:25 End: 21:57 Total: 1:32

Teams	Sets	1	2	3	4	5	Total
BRA	3	25	25	25			75
RUS	0	22	20	21			63
Set duration		0:26	0:26	0:27			1:19




BRA • Brazil



Spike

Succ. %
Limit: 15.00%

Rk	No	Name	Spikes	Faults	Shots	Total Attempts	Note
1	4	De Souza Wallace	12	2	8	22	54.55
2	10	Lucarelli Santos De Souza Ricardo	14	3	10	27	51.85
3	16	Saatkamp Lucas	6	-	6	12	50.00
-	5	Dos Santos Jr. Sidnei	5	-	1	6	
-	8	Endres Murilo	4	-	1	5	
-	1	Rezende Bruno Mossa	1	-	1	2	
-	6	Vissotto Neves Leandro	1	1	-	2	
-	3	Carbonera Eder	-	-	-	-	
-	12	Fonteles Luiz Felipe Marques	-	-	-	-	
-	18	Borges Almeida Silva Mauricio	-	-	-	-	
-	19	Da Silva Pedreira Junior Mario	-	-	-	-	
-	20	Vieira De Oliveira Raphael	-	-	-	-	
Others			-	-	-	-	
Total Team			43	6	27	76	56.58



Block

Avg. by set

Rk	No	Name	Kill Blocks	Faults	Rebounds	Total Attempts	Note
1	5	Dos Santos Jr. Sidnei	2	3	-	5	0.67
2	16	Saatkamp Lucas	1	8	3	12	0.33
2	8	Endres Murilo	1	5	-	6	0.33
-	3	Carbonera Eder	-	-	-	-	
-	6	Vissotto Neves Leandro	-	-	1	1	
-	12	Fonteles Luiz Felipe Marques	-	-	-	-	
-	18	Borges Almeida Silva Mauricio	-	-	-	-	
-	19	Da Silva Pedreira Junior Mario	-	-	-	-	
-	20	Vieira De Oliveira Raphael	-	-	-	-	
-	1	Rezende Bruno Mossa	-	1	3	4	
-	4	De Souza Wallace	-	1	2	3	
-	10	Lucarelli Santos De Souza Ricardo	-	1	1	2	
Others			-	-	-	-	
Total Team			4	19	10	33	1.33

Match: 96 Date: 17.09.2014 Spectators: 2'600

City: LODZ


Hall: ATLAS ARENA

Match duration: Start: 20:25 End: 21:57 Total: 1:32

Teams	Sets	1	2	3	4	5	Total
BRA	3	25	25	25			75
RUS	0	22	20	21			63
Set duration		0:26	0:26	0:27			1:19



BRA • Brazil




Serve

Avg. by set

Rk	No	Name	Aces	Faults	Serve Hits	Total Attempts	Note
1	4	De Souza Wallace	2	2	5	9	0.67
2	8	Endres Murilo	1	-	9	10	0.33
2	5	Dos Santos Jr. Sidnei	1	1	11	13	0.33
2	10	Lucarelli Santos De Souza Ricardo	1	4	7	12	0.33
-	3	Carbonera Eder	-	-	-	-	
-	6	Vissotto Neves Leandro	-	-	-	-	
-	18	Borges Almeida Silva Mauricio	-	-	-	-	
-	19	Da Silva Pedreira Junior Mario	-	-	-	-	
-	20	Vieira De Oliveira Raphael	-	-	5	5	
-	12	Fonteles Luiz Felipe Marques	-	1	3	4	
-	1	Rezende Bruno Mossa	-	3	8	11	
-	16	Saatkamp Lucas	-	3	7	10	
Others			-	-	-	-	
Total Team			5	14	55	74	1.67

Team

Opponent errors & Team faults	23	-	23
-------------------------------	----	---	----



Dig

Avg. by set


Rk	No	Name	Digs	Faults	Receptions	Total Attempts	Note
1	19	Da Silva Pedreira Junior Mario	6	1	5	12	2.00
2	10	Lucarelli Santos De Souza Ricardo	5	2	2	9	1.67
3	4	De Souza Wallace	4	-	3	7	1.33
4	16	Saatkamp Lucas	3	-	1	4	1.00
4	8	Endres Murilo	3	1	5	9	1.00
6	1	Rezende Bruno Mossa	1	-	7	8	0.33
-	3	Carbonera Eder	-	-	-	-	
-	5	Dos Santos Jr. Sidnei	-	-	1	1	
-	6	Vissotto Neves Leandro	-	-	-	-	
-	12	Fonteles Luiz Felipe Marques	-	-	-	-	
-	18	Borges Almeida Silva Mauricio	-	-	-	-	
-	20	Vieira De Oliveira Raphael	-	-	2	2	
Others			-	19	-	19	
Total Team			22	23	26	71	7.33

Match: 96 Date: 17.09.2014 Spectators: 2'600
 City: LODZ
 Hall: ATLAS ARENA
 Match duration: Start: 20:25 End: 21:57 Total: 1:32

Teams	Sets	1	2	3	4	5	Total
BRA	3	25	25	25			75
RUS	0	22	20	21			63
Set duration		0:26	0:26	0:27			1:19




BRA • Brazil



Set

Avg. by set

Rk	No	Name	Running Sets	Faults	Still Sets	Total Attempts	Note
1	1	Rezende Bruno Mossa	22	-	35	57	7.33
2	20	Vieira De Oliveira Raphael	2	-	4	6	0.67
-	3	Carbonera Eder	-	-	-	-	
-	4	De Souza Wallace	-	-	2	2	
-	5	Dos Santos Jr. Sidnei	-	-	-	-	
-	6	Vissotto Neves Leandro	-	-	-	-	
-	8	Endres Murilo	-	-	1	1	
-	10	Lucarelli Santos De Souza Ricardo	-	-	-	-	
-	12	Fonteles Luiz Felipe Marques	-	-	-	-	
-	16	Saatkamp Lucas	-	-	-	-	
-	18	Borges Almeida Silva Mauricio	-	-	-	-	
-	19	Da Silva Pedreira Junior Mario	-	-	1	1	
Others			-	-	-	-	
Total Team			24	-	43	67	8.00



Reception

Eff. %
Limit: 25.00%


Rk	No	Name	Excellents	Faults	Serve Receptions	Total Attempts	Note
1	8	Endres Murilo	11	-	8	19	57.89
2	19	Da Silva Pedreira Junior Mario	10	-	8	18	55.56
-	10	Lucarelli Santos De Souza Ricardo	3	1	7	11	
-	16	Saatkamp Lucas	-	-	2	2	
-	5	Dos Santos Jr. Sidnei	1	-	-	1	
-	1	Rezende Bruno Mossa	-	-	-	-	
-	3	Carbonera Eder	-	-	-	-	
-	4	De Souza Wallace	-	-	-	-	
-	6	Vissotto Neves Leandro	-	-	-	-	
-	12	Fonteles Luiz Felipe Marques	-	-	-	-	
-	18	Borges Almeida Silva Mauricio	-	-	-	-	
-	20	Vieira De Oliveira Raphael	-	-	-	-	
Others			-	-	-	-	
Total Team			25	1	25	51	47.06

Match: 96 Date: 17.09.2014 Spectators: 2'600
 City: LODZ
 Hall: ATLAS ARENA
 Match duration: Start: 20:25 End: 21:57 Total: 1:32

Teams	Sets	1	2	3	4	5	Total
BRA	3	25	25	25			75
RUS	0	22	20	21			63
Set duration		0:26	0:26	0:27			1:19




RUS • Russia



Spike

Succ. %
Limit: 15.00%

Rk	No	Name	Spikes	Faults	Shots	Total Attempts	Note
1	15	Ilinykh Dmitriy	9	2	9	20	45.00
2	7	Pavlov Nikolay	10	2	11	23	43.48
-	13	Muserskiy Dmitriy	7	2	2	11	
-	9	Spiridonov Alexey	7	1	2	10	
-	14	Volvich Artem	3	2	1	6	
-	3	Apalikov Nikolay	2	-	-	2	
-	5	Grankin Sergey	-	-	2	2	
-	2	Makarov Sergey	-	-	-	-	
-	8	Biriukov Denis	-	-	-	-	
-	10	Savin Sergey	-	-	-	-	
-	20	Ermakov Artem	-	-	-	-	
-	21	Golubev Valentin	-	-	-	-	
Others			-	-	-	-	
Total Team			38	9	27	74	51.35



Block

Avg. by set


Rk	No	Name	Kill Blocks	Faults	Rebounds	Total Attempts	Note
1	13	Muserskiy Dmitriy	3	3	3	9	1.00
2	7	Pavlov Nikolay	1	4	-	5	0.33
-	2	Makarov Sergey	-	-	-	-	
-	3	Apalikov Nikolay	-	-	-	-	
-	8	Biriukov Denis	-	-	-	-	
-	10	Savin Sergey	-	-	-	-	
-	20	Ermakov Artem	-	-	-	-	
-	21	Golubev Valentin	-	-	-	-	
-	5	Grankin Sergey	-	3	3	6	
-	9	Spiridonov Alexey	-	2	1	3	
-	15	Ilinykh Dmitriy	-	2	1	3	
-	14	Volvich Artem	-	1	-	1	
Others			-	-	-	-	
Total Team			4	15	8	27	1.33

Match: 96 Date: 17.09.2014 Spectators: 2'600
 City: LODZ
 Hall: ATLAS ARENA
 Match duration: Start: 20:25 End: 21:57 Total: 1:32

Teams	Sets	1	2	3	4	5	Total
BRA	3	25	25	25			75
RUS	0	22	20	21			63
Set duration		0:26	0:26	0:27			1:19



RUS • Russia




Serve

Avg. by set

Rk	No	Name	Aces	Faults	Serve Hits	Total Attempts	Note
1	7	Pavlov Nikolay	1	-	14	15	0.33
1	13	Muserskiy Dmitriy	1	6	3	10	0.33
-	2	Makarov Sergey	-	-	-	-	
-	5	Grankin Sergey	-	-	10	10	
-	8	Biriukov Denis	-	-	-	-	
-	10	Savin Sergey	-	-	-	-	
-	14	Volvich Artem	-	-	3	3	
-	20	Ermakov Artem	-	-	-	-	
-	21	Golubev Valentin	-	-	-	-	
-	9	Spiridonov Alexey	-	1	7	8	
-	15	Ilinykh Dmitriy	-	3	7	10	
-	3	Apalikov Nikolay	-	3	5	8	
Others			-	-	-	-	
Total Team			2	13	49	64	0.67

Team

Opponent errors & Team faults	19	-	19
-------------------------------	----	---	----



Dig

Avg. by set


Rk	No	Name	Digs	Faults	Receptions	Total Attempts	Note
1	20	Ermakov Artem	4	-	-	4	1.33
1	9	Spiridonov Alexey	4	1	5	10	1.33
1	5	Grankin Sergey	4	1	3	8	1.33
4	7	Pavlov Nikolay	2	-	3	5	0.67
5	3	Apalikov Nikolay	1	-	1	2	0.33
5	13	Muserskiy Dmitriy	1	-	-	1	0.33
5	21	Golubev Valentin	1	2	5	8	0.33
-	2	Makarov Sergey	-	-	-	-	
-	8	Biriukov Denis	-	-	-	-	
-	10	Savin Sergey	-	-	-	-	
-	14	Volvich Artem	-	-	-	-	
-	15	Ilinykh Dmitriy	-	1	3	4	
Others			-	26	-	26	
Total Team			17	31	20	68	5.67

Match: 96 Date: 17.09.2014 Spectators: 2'600
 City: LODZ
 Hall: ATLAS ARENA
 Match duration: Start: 20:25 End: 21:57 Total: 1:32

Teams	Sets	1	2	3	4	5	Total
BRA	3	25	25	25			75
RUS	0	22	20	21			63
Set duration		0:26	0:26	0:27			1:19




RUS • Russia



Set

Avg. by set

Rk	No	Name	Running Sets	Faults	Still Sets	Total Attempts	Note
1	5	Grankin Sergey	32	2	29	63	10.67
-	2	Makarov Sergey	-	-	-	-	
-	3	Apalikov Nikolay	-	-	-	-	
-	7	Pavlov Nikolay	-	-	1	1	
-	8	Biriukov Denis	-	-	-	-	
-	9	Spiridonov Alexey	-	-	-	-	
-	10	Savin Sergey	-	-	-	-	
-	13	Muserskiy Dmitriy	-	-	2	2	
-	14	Volvich Artem	-	-	1	1	
-	15	Ilinykh Dmitriy	-	-	-	-	
-	20	Ermakov Artem	-	-	-	-	
-	21	Golubev Valentin	-	-	-	-	
Others			-	-	-	-	
Total Team			32	2	33	67	10.67



Reception

Eff. %
Limit: 25.00%

Rk	No	Name	Excellents	Faults	Serve Receptions	Total Attempts	Note
1	20	Ermakov Artem	13	1	13	27	44.44
2	15	Ilinykh Dmitriy	8	1	8	17	41.18
-	9	Spiridonov Alexey	5	-	5	10	
-	5	Grankin Sergey	-	-	1	1	
-	2	Makarov Sergey	-	-	-	-	
-	7	Pavlov Nikolay	-	-	-	-	
-	8	Biriukov Denis	-	-	-	-	
-	10	Savin Sergey	-	-	-	-	
-	13	Muserskiy Dmitriy	-	-	-	-	
-	14	Volvich Artem	-	-	-	-	
-	21	Golubev Valentin	1	2	1	4	
-	3	Apalikov Nikolay	-	1	-	1	
Others			-	-	-	-	
Total Team			27	5	28	60	36.67



FIVBTM

FÉDÉRATION INTERNATIONALE
DE VOLLEYBALL