

FIVBTM



VOLLEYBALL
MEN'S WORLD
CHAMPIONSHIP
POLAND 2014

Daily Bulletin No.1G

FIVB Men's Volleyball World Championship 2014

Pool E

Match: 77 **Date:** 13.09.2014 **Spectators:** 12'050
City: LODZ
Hall: ATLAS ARENA
Match duration: Start: 20:25 End: 23:11 Total: 2:46

Teams	Sets	1	2	3	4	5	Total
POL	3	25	25	24	19	16	109
IRI	2	17	16	26	25	14	98
Set duration		0:26	0:27	0:38	0:32	0:24	2:27

Referees: MACIAS Luis (MEX) & LODERUS Frans (NED)

POL • Poland		1	2	3	4	5	Pts
1	Nowakowski Piotr	■	■	■	■		5
2	Winiarski Michal	■	■	■			11
3	Konarski Dawid	□	□	□		□	1
5	Zagumny Pawel	■	■	■	■	□	3
7	Klos Karol	■	■	■	■	■	9
10	Wlazly Mariusz	■	■	■	■	■	28
11	Drzyzga Fabian				□	■	
13	Kubiak Michal	■	■	■	■	■	14
17	L Zatorski Pawel	L	L	L	L	L	
18	Mozdzonek Marcin				□	■	2
20	Mika Mateusz			□	■	■	9
21	Buszek Rafal						

Coach: ANTIGA Stephane (FRA)
Assistant: BLAIN Philippe (FRA)

IRI • Iran		1	2	3	4	5	Pts
1	Mahmoudi Shahram	□	□				3
2	Ebadipour Ghara H. Milad		□	□			
4	Marouflakrani Mir Saeid	■	■	■	■	■	1
5	Ghaemi Farhad	■	■	■	■	■	9
6	Mousavi Eraghi Seyed Mohammad	■	■	■	■	■	15
7	Fayazi Damnabi Pourya						
8	L Zarif Ahangaran V. Farhad	L	L	L	L	L	
9	Gholami Adel	■	■	■	■	■	11
10	Ghafour Amir	■	■	■	■	■	11
12	Mirzajanpour M. Mojtaba	■	■	■	■	■	15
13	Mahdavi Mehdi	□	□	□	□		
15	Tashakori Armin	□	□	□	□		1

Coach: KOVAC Slobodan (SRB)
Assistant: PRAKLJACIC Slobodan (SRB)

TEAMS AND PLAYERS PERFORMANCES

Won Pts	Total Atts	No Name	Scoring Skills	Won Pts	Total Atts	No Name
61	125	Total Team		54	128	Total Team
24	45	10 Wlazly Mariusz	Spike	13	30	12 Mirzajanpour M. Mojtaba
13	32	13 Kubiak Michal		11	16	9 Gholami Adel
9	15	20 Mika Mateusz		10	20	6 Mousavi Eraghi Seyed
14	79	Total Team	Block	9	89	Total Team
5	18	7 Klos Karol		5	27	6 Mousavi Eraghi Seyed
3	15	1 Nowakowski Piotr		2	17	10 Ghafour Amir
2	8	10 Wlazly Mariusz	1	7	5 Ghaemi Farhad	
7	109	Total Team	Serve	3	98	Total Team
3	16	2 Winiarski Michal		1	10	15 Tashakori Armin
2	19	10 Wlazly Mariusz		1	17	5 Ghaemi Farhad
1	19	7 Klos Karol	1	13	12 Mirzajanpour M. Mojtaba	
27		Total Team	Opp. error	32		Total Team
109	313	Total Team	Total	98	315	Total Team
28	72	10 Wlazly Mariusz	Best Scorer	15	56	6 Mousavi Eraghi Seyed

■ Starting line-up Pts = Points scored [nn] = Captain
□ Substitute Atts = Attempts L = Libero
Opp = Opponent



Match: 78 **Date:** 13.09.2014 **Spectators:** 5'350
City: BYDGOSZCZ
Hall: LUCZNICZKA
Match duration: Start: 16:40 End: 18:56 Total: 2:16

Teams	Sets	1	2	3	4	5	Total
ARG	3	17	25	30	25		97
ITA	1	25	21	28	21		95
Set duration		0:22	0:30	0:37	0:31		2:00

Referees: Shin MURANAKA (JPN) & Taras ILKIW (CAN)

ARG • Argentina		1	2	3	4	5	Pts
1	Darraidou Santiago						2
2	Filardi Javier	■					1
5	Uriarte Nicolás						
7	Conte Facundo	■	■	■	■		20
9	Quiroga Rodrigo	■	■	■	■		17
10	Gonzalez José Luis	■	■	■	■		9
11	Solé Sebastian	■	■	■			3
14	Crer Pablo					■	6
15	De Cecco Luciano	■	■	■	■		2
16	Ramos Martin	■	■	■	■		10
20	Toro Alejandro						
21	L Closter Sebastián	L	L	L	L		

Coach: VELASCO Julio (ARG)
Assistant: ALVAREZ Julian (ARG)

ITA • Italy		1	2	3	4	5	Pts
2	Kovar Jiri		■	■	■		6
3	Parodi Simone	■	■	■	■		6
4	Vettori Luca	■	■	■	■		7
7	L Rossini Salvatore	L	L	L	L		
10	Lanza Filippo	■	■	■	■		13
11	Buti Simone	■	■	■	■		9
13	Travica Dragan	■	■	■			2
14	Piano Matteo						
15	Birarelli Emanuele	■	■	■	■		7
16	Baranowicz Michele		■	■	■		
18	Sabbi Giulio		■	■	■		15
20	L Colaci Massimo	L		L	L		

Coach: BERRUTO Mauro (ITA)
Assistant: BROGIONI Andrea (ITA)

TEAMS AND PLAYERS PERFORMANCES

Won Pts	Total Atts	No Name	Scoring Skills	Won Pts	Total Atts	No Name
52	112	Total Team		52	106	Total Team
16	25	9 Quiroga Rodrigo	Spike	12	19	18 Sabbi Giulio
12	32	7 Conte Facundo		12	23	10 Lanza Filippo
9	23	10 Gonzalez José Luis		8	14	11 Buti Simone
7	51	Total Team	Block	8	56	Total Team
3	9	14 Crer Pablo		2	4	2 Kovar Jiri
2	10	7 Conte Facundo		2	12	15 Birarelli Emanuele
1	13	16 Ramos Martin	1	1	4 Vettori Luca	
11	96	Total Team	Serve	5	96	Total Team
6	27	7 Conte Facundo		2	9	18 Sabbi Giulio
2	5	14 Crer Pablo		1	10	13 Travica Dragan
2	19	15 De Cecco Luciano	1	7	3 Parodi Simone	
27		Total Team	Opp. error	30		Total Team
97	259	Total Team	Total	95	258	Total Team
20	69	7 Conte Facundo	Best Scorer	15	31	18 Sabbi Giulio

■ Starting line-up Pts = Points scored [nn] = Captain
 □ Substitute Atts = Attempts L = Libero
 Opp = Opponent



Match: 79 **Date:** 13.09.2014 **Spectators:** 4'800
City: KATOWICE
Hall: SPODEK
Match duration: Start: 16:40 End: 18:24 Total: 1:44

Teams	Sets	1	2	3	4	5	Total
BRA	3	25	25	29			79
CAN	0	19	23	27			69
Set duration		0:24	0:29	0:38			1:31

Referees: SHAABAN Nasr (EGY) & SHAHMIRI Mohammad (IRI)

BRA • Brazil		1	2	3	4	5	Pts
1	Rezende Bruno Mossa	■	■	■			4
3	Carbonera Eder						
4	De Souza Wallace	■	■	■			8
5	Dos Santos Jr. Sidnei	■	■	■			7
6	Vissotto Neves Leandro	□	□	□			3
8	Endres Murilo	■	■	■			7
10	Lucarelli Santos De Souza Ricardo	■	■	■			12
11	L Silva Felipe Lourenço	L	L	L			
12	Fonteles Luiz Felipe Marques	□	□	□			1
16	Saatkamp Lucas	■	■	■			15
19	L Da Silva Pedreira Junior Mario	L	L	L			
20	Vieira De Oliveira Raphael	□	□	□			

Coach: Bernardo Rezende (BRA)
Assistant: Roberley Leonaldo (BRA)

CAN • Canada		1	2	3	4	5	Pts
1	Sanders Tyler	■	■	□			1
2	Perrin John Gordon	■		■			5
3	L Lewis Daniel	L	L	L			
6	Duff Justin	■					
7	Soonias Dallas		□	□			
8	Simac Adam	■	■	■			6
9	Schneider Dustin		□	■			1
10	Van Lankvelt Toontje		□	□			
12	Schmitt Gavin	■	■	■			18
15	Winters Frederic	□	■	■			3
17	Vigrass Graham		■	■			5
18	Hoag Nicholas	■	■				7

Coach: Glenn Hoag
Assistant: Vincent Pichette

TEAMS AND PLAYERS PERFORMANCES

Won Pts	Total Atts	No Name	Scoring Skills	Won Pts	Total Atts	No Name
46	98	Total Team		39	92	Total Team
14	23	16 Saatkamp Lucas	Spike	16	36	12 Schmitt Gavin
10	19	10 Lucarelli Santos De Souza		6	9	8 Simac Adam
7	19	8 Endres Murilo		6	15	18 Hoag Nicholas
7	61	Total Team	Block	6	65	Total Team
3	8	4 De Souza Wallace		3	16	17 Vigrass Graham
2	15	5 Dos Santos Jr. Sidnei		1	3	18 Hoag Nicholas
1	18	16 Saatkamp Lucas	1	6	1 Sanders Tyler	
4	78	Total Team	Serve	1	70	Total Team
1	11	4 De Souza Wallace		1	15	12 Schmitt Gavin
1	17	1 Rezende Bruno Mossa				
1	13	10 Lucarelli Santos De Souza				
22		Total Team	Opp. error	23		Total Team
79	237	Total Team	Total	69	227	Total Team
15	52	16 Saatkamp Lucas	Best Scorer	18	56	12 Schmitt Gavin

■ Starting line-up Pts = Points scored [nn] = Captain
□ Substitute Atts = Attempts L = Libero
Opp = Opponent

Match: 80 **Date:** 13.09.2014 **Spectators:** 2'784
City: WROCLAW
Hall: HALA STULECIA
Match duration: Start: 16:40 End: 19:08 Total: 2:28

Teams	Sets	1	2	3	4	5	Total
FIN	2	25	22	23	25	14	109
CHN	3	22	25	25	20	16	108
Set duration		0:26	0:27	0:29	0:28	0:19	2:09

Referees: LABASTA Milan (CZE) & ALBRIGHT Paul (USA)

FIN • Finland		1	2	3	4	5	Pts
2	Tervaportti Eemi	■	■	■	■	■	3
3	Esko Mikko					□	
4	L Kerminen Lauri	L	L	L	L	L	
5	Siltala Antti	□					
6	Seppänen Niklas	□	□	□	□		
10	Sivula Urpo				■	■	15
12	Kunnari Olli	■	■	■	■	■	12
13	Oivanen Mikko	■	■	■	■	■	13
14	Shumov Konstantin	□	□	□	■	■	5
15	Oivanen Matti	■	■	■		□	5
16	Ojansivu Olli-Pekka	■	■	■			13
18	Lehtonen Jukka	■	■	■	■	■	11

Coach: SAMMELVUO Tuomas (FIN)
Assistant: GIOLITO Nicola (ITA)

CHN • China		1	2	3	4	5	Pts
3	Yuan Zhi	■	■	■	■	□	11
6	Liang Chunlong					□	2
7	Zhong Weijun	■	■	■	■	■	21
8	Cui Jianjun	□	■	■	■	■	5
9	Jiao Shuai	■	■	■	■	■	1
11	Geng Xin	■	■	■	■	■	14
12	L Kong Fanwei				L		
13	Kou Zhichao	□	□		□	■	5
14	Xu Jingtao	■	■	■	■		7
15	Li Runming	□	□	□	□	■	1
16	L Ren Qi	L	L	L	L	L	
18	Ji Daoshuai	■			□		3

Coach: XIE Guochen
Assistant: YANG Liqun

TEAMS AND PLAYERS PERFORMANCES

Won Pts	Total Atts	No Name	Scoring Skills	Won Pts	Total Atts	No Name
65	118	Total Team		57	125	Total Team
15	22	10 Sivula Urpo	Spike	20	46	7 Zhong Weijun
12	22	13 Oivanen Mikko		10	14	11 Geng Xin
11	25	16 Ojansivu Olli-Pekka		9	27	3 Yuan Zhi
7	83	Total Team	Block	9	75	Total Team
2	18	15 Oivanen Matti		4	24	11 Geng Xin
2	6	16 Ojansivu Olli-Pekka		2	16	14 Xu Jingtao
1	10	12 Kunnari Olli		2	13	8 Cui Jianjun
5	110	Total Team	Serve	4	107	Total Team
2	17	18 Lehtonen Jukka		2	18	3 Yuan Zhi
2	21	12 Kunnari Olli		1	9	15 Li Runming
1	24	2 Tervaportti Eemi		1	4	6 Liang Chunlong
32		Total Team	Opp. error	38		Total Team
109	311	Total Team		Total	108	307
15	30	10 Sivula Urpo	Best Scorer	21	64	7 Zhong Weijun

■ Starting line-up Pts = Points scored [nn] = Captain
□ Substitute Atts = Attempts L = Libero
Opp = Opponent



Match: 81 **Date:** 13.09.2014 **Spectators:** 9'400
City: LODZ
Hall: ATLAS ARENA
Match duration: Start: 16:40 End: 18:39 Total: 1:59

Teams	Sets	1	2	3	4	5	Total
SRB	1	27	23	23	20		93
FRA	3	25	25	25	25		100
Set duration		0:27	0:26	0:28	0:22		1:43

Referees: ALI Jaafar (BRN) & BOUDAYA Taoufik (TUN)

SRB • Serbia		1	2	3	4	5	Pts
1	Kovacevic Nikola	■	■	■	■		14
2	Kovacevic Uros		□		□		
3	Ivovic Marko						
4	Petric Nemanja	□	□	□			
5	Petkovic Vlado						
7	Stankovic Dragan	□					
9	Jovovic Nikola	■	■	■	■		2
10	Nikic Milos	■	■	■	■		10
14	Atanasijevic Aleksandar	■	■	■	■		19
18	Podrascanin Marko	■	■	■	■		10
19	L Rosic Nikola	L	L	L	L		
20	Lisinac Srecko	■	■	■	■		14

Coach: KOLAKOVIC Igor (SRB)
Assistant: KOZIC Strahinja (SRB)

FRA • France		1	2	3	4	5	Pts
2	L Grebennikov Jenia	L	L	L	L		
4	Rouzier Antonin	■	■	■	■		22
6	Toniutti Benjamin	■	■	■	■		3
7	Tillie Kevin	■	■	■	■		13
9	Ngapeth Earvin	■	■	■	■		18
10	Le Roux Kevin	■	■		□		4
14	Le Goff Nicolas	■	■	■	■		7
15	Tuia Samuele						
16	Marechal Nicolas	□		□			
17	Lafitte Franck		□	■	■		4
18	Jaumel Yoann	□	□		□		
21	Sidibe Mory	□					1

Coach: Tillie Laurent
Assistant: Josserand Arnaud

TEAMS AND PLAYERS PERFORMANCES

Won Pts	Total Atts	No Name	Scoring Skills	Won Pts	Total Atts	No Name
54	112	Total Team		64	114	Total Team
18	41	14 Atanasijevic Aleksandar	Spike	20	37	4 Rouzier Antonin
11	18	20 Lisinac Srecko		16	30	9 Ngapeth Earvin
9	25	1 Kovacevic Nikola		13	23	7 Tillie Kevin
11	85	Total Team	Block	6	74	Total Team
3	7	1 Kovacevic Nikola		2	13	10 Le Roux Kevin
3	26	20 Lisinac Srecko		1	9	6 Toniutti Benjamin
3	28	18 Podrascanin Marko	1	7	4 Rouzier Antonin	
4	94	Total Team	Serve	2	99	Total Team
2	16	1 Kovacevic Nikola		1	17	9 Ngapeth Earvin
1	13	9 Jovovic Nikola		1	14	4 Rouzier Antonin
1	15	10 Nikic Milos				
24		Total Team	Opp. error	28		Total Team
93	291	Total Team	Total	100	287	Total Team
19	58	14 Atanasijevic Aleksandar	Best Scorer	22	58	4 Rouzier Antonin

■ Starting line-up Pts = Points scored [nn] = Captain
□ Substitute Atts = Attempts L = Libero
Opp = Opponent



Match: 82 **Date:** 13.09.2014 **Spectators:** 3'900
City: BYDGOSZCZ
Hall: LUCZNICZKA
Match duration: Start: 20:25 End: 22:00 Total: 1:35

Teams	Sets	1	2	3	4	5	Total
AUS	0	15	19	20			54
USA	3	25	25	25			75
Set duration		0:23	0:30	0:29			1:22

Referees: Andrey ZENOVICH (RUS) & Paulo TURCI (BRA)

AUS • Australia		1	2	3	4	5	Pts
1	Zingel Aidan	■	■	■			7
3	Roberts Nathan		□				
5	Passier Travis	■	■				1
6	Edgar Thomas	■	■	■	■		13
7	Peacock Harrison	□		□			
9	White Adam	■		□			1
11 L	Perry Luke	L	L	L			
12	Mote Nehemiah		□	■			5
14	Sukochev Grigory	■	■	■			2
15	Douglas-Powell Thomas Ewen	■	■	■			4
16	Smith Luke	□	■	■			2
17	Carroll Paul	□		□			

Coach: Uriarte, Jon Emili (ARG)
Assistant: Illott, Daniel John (AUS)

USA • USA		1	2	3	4	5	Pts
1	Anderson Matthew	■	■	■			12
3	Sander Taylor	■	■	■			11
4	Lee David	■	■	■			6
6	Lotman Paul	■	■	■			9
7	Shoji Kawika						
10	Ciarelli Antonio						
11	Christenson Micah	■	■	■			2
15	Clark Carson						
17	Holt Maxwell	■	■	■			9
18	Muagututia Garrett						
20	Smith David						
22 L	Shoji Erik	L	L	L			

Coach: Speraw, John (USA)
Assistant: Fuerbringer, Matthew (USA)

TEAMS AND PLAYERS PERFORMANCES

Won Pts	Total Atts	No Name	Scoring Skills	Won Pts	Total Atts	No Name
28	74	Total Team		35	69	Total Team
13	32	6 Edgar Thomas	Spike	9	21	1 Anderson Matthew
4	4	12 Mote Nehemiah		7	9	17 Holt Maxwell
3	8	1 Zingel Aidan		7	17	3 Sander Taylor
6	34	Total Team	Block	6	32	Total Team
4	12	1 Zingel Aidan		2	7	3 Sander Taylor
1	3	14 Sukochev Grigory		1	1	6 Lotman Paul
1	5	12 Mote Nehemiah		1	9	4 Lee David
1	55	Total Team	Serve	8	74	Total Team
1	9	15 Douglas-Powell Thomas		2	11	3 Sander Taylor
19		Total Team	Opp. error	2	13	6 Lotman Paul
54	163	Total Team	Total	2	11	1 Anderson Matthew
13	43	6 Edgar Thomas	Best Scorer	26		Total Team
				75	175	Total Team
				12	38	1 Anderson Matthew

■ Starting line-up Pts = Points scored [nn] = Captain
□ Substitute Atts = Attempts L = Libero
Opp = Opponent



Match: 83 **Date:** 13.09.2014 **Spectators:** 3'800
City: KATOWICE
Hall: SPODEK
Match duration: Start: 20:25 End: 22:06 Total: 1:41

Teams	Sets	1	2	3	4	5	Total
GER	0	17	18	24			59
RUS	3	25	25	26			76
Set duration		0:27	0:26	0:35			1:28

Referees: SANTI Simone (ITA) & DUDEK Piotr (POL)

GER • Germany		1	2	3	4	5	Pts
1	Fromm Christian	☐		☐			1
3	Schwarz Sebastian	■	■	■			3
5	Kühner Sebastian		☐				
6	Kaliberda Denys	■	■	■			9
7	Westphal Dirk	☐	☐				1
8	Böhme Marcus	■	■	■			5
9	Grozer György	■	■	■			10
10	Schöps Jochen	☐		☐			1
11	Kampa Lukas	■	■	■			
12	L Tille Ferdinand	L	L	L			
15	Broshog Tim			☐	■		4
16	Günthör Max	■	■	☐			1

Coach: Mr. Vital HEYNEN (BEL)
Assistant: Mr. Stefan HÜBNER (GER)

RUS • Russia		1	2	3	4	5	Pts
2	Makarov Sergey			☐	☐		
3	Apalikov Nikolay	■	■	■			8
5	Grankin Sergey	■	■	■			3
8	Biriukov Denis						
9	Spiridonov Alexey	■	■	■			9
10	Savin Sergey						
13	Muserskiy Dmitriy	■	■	■			10
14	Volvich Artem			☐	☐		
15	Ilinykh Dmitriy	■	■	■			11
18	Moroz Pavel	■	■	■			13
20	L Ermakov Artem						
21	L Golubev Valentin	L	L	L			

Coach: Voronkov Andrey (RUS)
Assistant: Busato Sergio (ITA)

TEAMS AND PLAYERS PERFORMANCES

Won Pts	Total Atts	No Name	Scoring Skills	Won Pts	Total Atts	No Name
25	74	Total Team		41	71	Total Team
7	19	6 Kaliberda Denys	Spike	12	22	18 Moroz Pavel
7	27	9 Grozer György		9	23	15 Ilinykh Dmitriy
3	4	15 Broshog Tim		8	11	9 Spiridonov Alexey
7	53	Total Team	Block	10	54	Total Team
3	17	8 Böhme Marcus		3	14	3 Apalikov Nikolay
2	7	6 Kaliberda Denys		2	8	5 Grankin Sergey
1	3	9 Grozer György	Serve	2	15	13 Muserskiy Dmitriy
3	61	Total Team		3	74	Total Team
2	12	9 Grozer György		2	14	13 Muserskiy Dmitriy
1	3	7 Westphal Dirk	Opp. error	1	16	15 Ilinykh Dmitriy
24		Total Team		22		Total Team
59	188	Total Team		Total	76	199
10	42	9 Grozer György	Best Scorer	13	36	18 Moroz Pavel

■ Starting line-up Pts = Points scored [nn] = Captain
☐ Substitute Atts = Attempts L = Libero
Opp = Opponent



Match: 84 **Date:** 13.09.2014 **Spectators:** 2'640
City: WROCLAW
Hall: HALA STULECIA
Match duration: Start: 20:25 End: 22:09 Total: 1:44

Teams	Sets	1	2	3	4	5	Total
CUB	3	25	25	30			80
BUL	0	23	18	28			69
Set duration		0:30	0:26	0:35			1:31

Referees: CHOLAKIAN Rolando (ARG) & VEREECKE Philippe (FRA)

CUB • Cuba		1	2	3	4	5	Pts
2	Romero Valdes Inovel	<input type="checkbox"/>	<input type="checkbox"/>	<input type="checkbox"/>			
3	Calvo Manzano Ricardo Norberto				<input type="checkbox"/>		
4	Jimenez Scull Javier Ernesto	<input checked="" type="checkbox"/>	<input checked="" type="checkbox"/>	<input checked="" type="checkbox"/>			9
5	Macias Infante Leandro	<input checked="" type="checkbox"/>	<input checked="" type="checkbox"/>	<input checked="" type="checkbox"/>			
6	L Gutierrez Torna Keibel	L	L	L			
<input checked="" type="checkbox"/> 8	Cepeda Abreu Rolando				<input type="checkbox"/>		4
9	Osoria Rodriguez Livan	<input checked="" type="checkbox"/>	<input checked="" type="checkbox"/>	<input checked="" type="checkbox"/>			8
12	Alfonso Gavilan Abrahan	<input type="checkbox"/>	<input type="checkbox"/>	<input type="checkbox"/>			
13	Fiel Rodriguez David	<input type="checkbox"/>					
16	Mesa Sandoval Isbel	<input checked="" type="checkbox"/>	<input checked="" type="checkbox"/>	<input checked="" type="checkbox"/>			7
17	Chapman Pineiro Felix Emilio	<input checked="" type="checkbox"/>	<input checked="" type="checkbox"/>	<input checked="" type="checkbox"/>			6
20	Uriarte Mestre Osmany Santiago	<input checked="" type="checkbox"/>	<input checked="" type="checkbox"/>	<input checked="" type="checkbox"/>			19

Coach: Rodolfo Sanchez (CUB)
Assistant: Victor Garcia Campos (CUB)

BUL • Bulgaria		1	2	3	4	5	Pts
3	Zhekov Andrey	<input checked="" type="checkbox"/>	<input checked="" type="checkbox"/>	<input checked="" type="checkbox"/>			5
4	Bozhilov Martin						
5	Gotsev Svetoslav	<input checked="" type="checkbox"/>	<input checked="" type="checkbox"/>	<input checked="" type="checkbox"/>			7
6	Milushev Danail	<input checked="" type="checkbox"/>	<input checked="" type="checkbox"/>	<input checked="" type="checkbox"/>			4
7	Gradinarov Miroslav	<input type="checkbox"/>	<input type="checkbox"/>	<input checked="" type="checkbox"/>			3
8	Skrimov Todor	<input checked="" type="checkbox"/>	<input type="checkbox"/>	<input type="checkbox"/>			3
9	Dimitrov Dobromir		<input type="checkbox"/>				
13	L Salparov Teodor	L	L	L			
14	Todorov Teodor	<input checked="" type="checkbox"/>	<input checked="" type="checkbox"/>	<input checked="" type="checkbox"/>			6
<input checked="" type="checkbox"/> 15	Aleksiev Todor	<input type="checkbox"/>	<input checked="" type="checkbox"/>	<input checked="" type="checkbox"/>			9
17	Penchev Nikolay	<input checked="" type="checkbox"/>	<input checked="" type="checkbox"/>	<input type="checkbox"/>			2
19	Sokolov Tsvetan		<input type="checkbox"/>	<input checked="" type="checkbox"/>			11

Coach: Plamen Konstantinov (BUL)
Assistant: Alessandro Piroli (ITA)

TEAMS AND PLAYERS PERFORMANCES

Won Pts	Total Atts	No Name	Scoring Skills	Won Pts	Total Atts	No Name
46	80	Total Team		42	90	Total Team
19	28	20 Uriarte Mestre Osmany	Spike	11	25	19 Sokolov Tsvetan
9	23	4 Jimenez Scull Javier		9	17	15 Aleksiev Todor
6	8	16 Mesa Sandoval Isbel		5	9	14 Todorov Teodor
5	57	Total Team	Block	7	55	Total Team
3	9	9 Osoria Rodriguez Livan		3	16	5 Gotsev Svetoslav
2	8	17 Chapman Pineiro Felix		2	13	3 Zhekov Andrey
2	79	Total Team	Serve	1	70	Total Team
1	9	16 Mesa Sandoval Isbel		1	8	8 Skrimov Todor
1	19	17 Chapman Pineiro Felix				
27		Total Team	Opp. error	19		Total Team
80	216	Total Team	Total	69	215	Total Team
19	46	20 Uriarte Mestre Osmany	Best Scorer	11	35	19 Sokolov Tsvetan

Starting line-up Pts = Points scored = Captain
 Substitute Atts = Attempts L = Libero
 Opp = Opponent

Match: 77 Date: 13.09.2014 Spectators: 12'050

City: LODZ


Hall: ATLAS ARENA

Match duration: Start: 20:25 End: 23:11 Total: 2:46

Teams	Sets	1	2	3	4	5	Total
POL	3	25	25	24	19	16	109
IRI	2	17	16	26	25	14	98
Set duration		0:26	0:27	0:38	0:32	0:24	2:27




POL • Poland



Spike

Succ. %
Limit: 15.00%

Rk	No	Name	Spikes	Faults	Shots	Total Attempts	Note
1	10	Wlazly Mariusz	24	7	14	45	53.33
2	13	Kubiak Michal	13	4	15	32	40.63
-	2	Winiarski Michal	8	2	6	16	
-	20	Mika Mateusz	9	3	3	15	
-	7	Klos Karol	3	1	2	6	
-	1	Nowakowski Piotr	1	-	3	4	
-	5	Zagumny Pawel	1	-	2	3	
-	18	Mozdzonek Marcin	1	2	-	3	
-	3	Konarski Dawid	1	-	-	1	
-	11	Drzyzga Fabian	-	-	-	-	
-	17	Zatorski Pawel	-	-	-	-	
-	21	Buszek Rafal	-	-	-	-	
Others			-	-	-	-	
Total Team			61	19	45	125	48.80



Block

Avg. by set

Rk	No	Name	Kill Blocks	Faults	Rebounds	Total Attempts	Note
1	7	Klos Karol	5	11	2	18	1.00
2	1	Nowakowski Piotr	3	10	2	15	0.60
3	10	Wlazly Mariusz	2	3	3	8	0.40
3	5	Zagumny Pawel	2	4	1	7	0.40
5	18	Mozdzonek Marcin	1	3	2	6	0.20
5	13	Kubiak Michal	1	9	4	14	0.20
-	17	Zatorski Pawel	-	-	-	-	
-	21	Buszek Rafal	-	-	-	-	
-	2	Winiarski Michal	-	2	2	4	
-	11	Drzyzga Fabian	-	1	1	2	
-	20	Mika Mateusz	-	3	1	4	
-	3	Konarski Dawid	-	1	-	1	
Others			-	-	-	-	
Total Team			14	47	18	79	2.80

Match: 77 Date: 13.09.2014 Spectators: 12'050

City: LODZ

Hall: ATLAS ARENA


Match duration: Start: 20:25 End: 23:11 Total: 2:46

Teams	Sets	1	2	3	4	5	Total
POL	3	25	25	24	19	16	109
IRI	2	17	16	26	25	14	98
Set duration		0:26	0:27	0:38	0:32	0:24	2:27




POL • Poland

Rk	No	Name	Aces	Faults	Serve Hits	Total Attempts	Note
1	2	Winiarski Michal	3	3	10	16	0.60
2	10	Wlazly Mariusz	2	5	12	19	0.40
3	7	Klos Karol	1	3	15	19	0.20
3	1	Nowakowski Piotr	1	2	9	12	0.20
-	3	Konarski Dawid	-	-	-	-	
-	5	Zagumny Pawel	-	-	12	12	
-	11	Drzyzga Fabian	-	-	4	4	
-	17	Zatorski Pawel	-	-	-	-	
-	18	Mozdzonek Marcin	-	-	4	4	
-	21	Buszek Rafal	-	-	-	-	
-	20	Mika Mateusz	-	1	7	8	
-	13	Kubiak Michal	-	3	12	15	
Others			-	-	-	-	
Total Team			7	17	85	109	1.40



Team	Opponent errors & Team faults	Aces	Faults	Total Attempts
		27	1	28

Rk	No	Name	Digs	Faults	Receptions	Total Attempts	Note
1	17	Zatorski Pawel	22	2	4	28	4.40
2	13	Kubiak Michal	20	3	1	24	4.00
3	5	Zagumny Pawel	10	-	-	10	2.00
4	10	Wlazly Mariusz	9	3	1	13	1.80
5	2	Winiarski Michal	8	-	1	9	1.60
6	11	Drzyzga Fabian	5	-	-	5	1.00
7	20	Mika Mateusz	4	-	-	4	0.80
7	7	Klos Karol	4	1	2	7	0.80
9	1	Nowakowski Piotr	3	1	1	5	0.60
10	18	Mozdzonek Marcin	2	-	-	2	0.40
-	3	Konarski Dawid	-	-	-	-	
-	21	Buszek Rafal	-	-	-	-	
Others			-	-	-	-	
Total Team			87	10	10	107	17.40



Match: 77 Date: 13.09.2014 Spectators: 12'050

City: LODZ


Hall: ATLAS ARENA

Match duration: Start: 20:25 End: 23:11 Total: 2:46

Teams	Sets	1	2	3	4	5	Total
POL	3	25	25	24	19	16	109
IRI	2	17	16	26	25	14	98
Set duration		0:26	0:27	0:38	0:32	0:24	2:27




POL • Poland



Set

Avg. by set

Rk	No	Name	Running Sets	Faults	Still Sets	Total Attempts	Note
1	5	Zagumny Pawel	38	1	36	75	7.60
2	11	Drzyzga Fabian	3	-	8	11	0.60
3	20	Mika Mateusz	1	-	-	1	0.20
-	1	Nowakowski Piotr	-	-	-	-	
-	2	Winiarski Michal	-	-	-	-	
-	3	Konarski Dawid	-	-	-	-	
-	7	Klos Karol	-	-	-	-	
-	10	Wlazly Mariusz	-	-	-	-	
-	13	Kubiak Michal	-	-	-	-	
-	17	Zatorski Pawel	-	-	-	-	
-	18	Mozdzonek Marcin	-	-	-	-	
-	21	Buszek Rafal	-	-	-	-	
Others			-	-	-	-	
Total Team			42	1	44	87	8.40



Reception

Eff. %
Limit: 25.00%

Rk	No	Name	Excellents	Faults	Serve Receptions	Total Attempts	Note
1	13	Kubiak Michal	20	1	20	41	46.34
-	2	Winiarski Michal	8	-	13	21	
-	17	Zatorski Pawel	7	-	8	15	
-	7	Klos Karol	1	-	-	1	
-	1	Nowakowski Piotr	-	-	-	-	
-	3	Konarski Dawid	-	-	-	-	
-	5	Zagumny Pawel	-	-	-	-	
-	10	Wlazly Mariusz	-	-	-	-	
-	11	Drzyzga Fabian	-	-	-	-	
-	18	Mozdzonek Marcin	-	-	-	-	
-	21	Buszek Rafal	-	-	-	-	
-	20	Mika Mateusz	-	2	5	7	
Others			-	-	-	-	
Total Team			36	3	46	85	38.82

Match: 77 Date: 13.09.2014 Spectators: 12'050

City: LODZ


Hall: ATLAS ARENA

Match duration: Start: 20:25 End: 23:11 Total: 2:46

Teams	Sets	1	2	3	4	5	Total
POL	3	25	25	24	19	16	109
IRI	2	17	16	26	25	14	98
Set duration		0:26	0:27	0:38	0:32	0:24	2:27




IRI • Iran



Spike

Succ. %
Limit: 15.00%

Rk	No	Name	Spikes	Faults	Shots	Total Attempts	Note
1	6	Mousavi Eraghi Seyed Mohammad	10	2	8	20	50.00
2	12	Mirzajanjpour M. Mojtaba	13	9	8	30	43.33
3	10	Ghafour Amir	9	5	14	28	32.14
-	9	Gholami Adel	11	2	3	16	
-	5	Ghaemi Farhad	7	3	6	16	
-	1	Mahmoudi Shahram	3	4	3	10	
-	4	Marouflakrani Mir Saeid	1	1	4	6	
-	2	Ebadipour Ghara H. Milad	-	-	2	2	
-	7	Fayazi Damnabi Pourya	-	-	-	-	
-	8	Zarif Ahangaran V. Farhad	-	-	-	-	
-	13	Mahdavi Mehdi	-	-	-	-	
-	15	Tashakori Armin	-	-	-	-	
Others			-	-	-	-	
Total Team			54	26	48	128	42.19



Block

Avg. by set

Rk	No	Name	Kill Blocks	Faults	Rebounds	Total Attempts	Note
1	6	Mousavi Eraghi Seyed Mohammad	5	18	4	27	1.00
2	10	Ghafour Amir	2	11	4	17	0.40
3	5	Ghaemi Farhad	1	3	3	7	0.20
3	12	Mirzajanjpour M. Mojtaba	1	6	4	11	0.20
-	1	Mahmoudi Shahram	-	-	-	-	
-	7	Fayazi Damnabi Pourya	-	-	-	-	
-	8	Zarif Ahangaran V. Farhad	-	-	-	-	
-	15	Tashakori Armin	-	-	-	-	
-	4	Marouflakrani Mir Saeid	-	7	3	10	
-	9	Gholami Adel	-	12	3	15	
-	2	Ebadipour Ghara H. Milad	-	1	-	1	
-	13	Mahdavi Mehdi	-	1	-	1	
Others			-	-	-	-	
Total Team			9	59	21	89	1.80

Match: 77 Date: 13.09.2014 Spectators: 12'050

City: LODZ

Hall: ATLAS ARENA


Match duration: Start: 20:25 End: 23:11 Total: 2:46

Teams	Sets	1	2	3	4	5	Total
POL	3	25	25	24	19	16	109
IRI	2	17	16	26	25	14	98
Set duration		0:26	0:27	0:38	0:32	0:24	2:27




IRI • Iran

Rk	No	Name	Aces	Faults	Serve Hits	Total Attempts	Note
1	15	Tashakori Armin	1	1	8	10	0.20
1	5	Ghaemi Farhad	1	2	14	17	0.20
1	12	Mirzajanpour M. Mojtaba	1	2	10	13	0.20
-	1	Mahmoudi Shahram	-	-	1	1	
-	2	Ebadipour Ghara H. Milad	-	-	2	2	
-	7	Fayazi Damnabi Pourya	-	-	-	-	
-	8	Zarif Ahangaran V. Farhad	-	-	-	-	
-	9	Gholami Adel	-	-	19	19	
-	13	Mahdavi Mehdi	-	-	1	1	
-	4	Marouflakrani Mir Saeid	-	1	11	12	
-	10	Ghafour Amir	-	4	10	14	
-	6	Mousavi Eraghi Seyed Mohammad	-	3	6	9	
Others			-	-	-	-	
Total Team			3	13	82	98	0.60

 <p>Serve</p>	Avg. by set						

Team	Opponent errors & Team faults	32	-	32
-------------	-------------------------------	----	---	----

Rk	No	Name	Digs	Faults	Receptions	Total Attempts	Note
1	8	Zarif Ahangaran V. Farhad	18	-	1	19	3.60
2	4	Marouflakrani Mir Saeid	14	-	1	15	2.80
3	5	Ghaemi Farhad	9	2	1	12	1.80
4	6	Mousavi Eraghi Seyed Mohammad	6	-	-	6	1.20
4	10	Ghafour Amir	6	-	2	8	1.20
6	2	Ebadipour Ghara H. Milad	4	-	-	4	0.80
6	9	Gholami Adel	4	-	-	4	0.80
8	12	Mirzajanpour M. Mojtaba	3	1	2	6	0.60
-	7	Fayazi Damnabi Pourya	-	-	-	-	
-	13	Mahdavi Mehdi	-	-	-	-	
-	15	Tashakori Armin	-	-	-	-	
-	1	Mahmoudi Shahram	-	1	-	1	
Others			-	-	-	-	
Total Team			64	4	7	75	12.80

 <p>Dig</p>	Avg. by set						

Match: 77 Date: 13.09.2014 Spectators: 12'050

City: LODZ


Hall: ATLAS ARENA

Match duration: Start: 20:25 End: 23:11 Total: 2:46

Teams	Sets	1	2	3	4	5	Total
POL	3	25	25	24	19	16	109
IRI	2	17	16	26	25	14	98
Set duration		0:26	0:27	0:38	0:32	0:24	2:27




IRI • Iran



Set

Avg. by set

Rk	No	Name	Running Sets	Faults	Still Sets	Total Attempts	Note
1	4	Marouflakrani Mir Saeid	31	-	65	96	6.20
2	13	Mahdavi Mehdi	3	-	2	5	0.60
-	1	Mahmoudi Shahram	-	-	-	-	
-	2	Ebadipour Ghara H. Milad	-	-	-	-	
-	5	Ghaemi Farhad	-	-	-	-	
-	6	Mousavi Eraghi Seyed Mohammad	-	-	-	-	
-	7	Fayazi Damnabi Pourya	-	-	-	-	
-	8	Zarif Ahangaran V. Farhad	-	-	-	-	
-	9	Gholami Adel	-	-	-	-	
-	10	Ghafour Amir	-	-	-	-	
-	12	Mirzajanpour M. Mojtaba	-	-	-	-	
-	15	Tashakori Armin	-	-	-	-	
Others			-	-	-	-	
Total Team			34	-	67	101	6.80



Reception

Eff. %
Limit: 25.00%


Rk	No	Name	Excellents	Faults	Serve Receptions	Total Attempts	Note
1	5	Ghaemi Farhad	19	1	26	46	39.13
-	8	Zarif Ahangaran V. Farhad	6	2	13	21	
-	12	Mirzajanpour M. Mojtaba	2	2	9	13	
-	2	Ebadipour Ghara H. Milad	3	1	5	9	
-	6	Mousavi Eraghi Seyed Mohammad	-	-	1	1	
-	10	Ghafour Amir	-	-	1	1	
-	1	Mahmoudi Shahram	-	-	-	-	
-	7	Fayazi Damnabi Pourya	-	-	-	-	
-	9	Gholami Adel	-	-	-	-	
-	13	Mahdavi Mehdi	-	-	-	-	
-	15	Tashakori Armin	-	-	-	-	
-	4	Marouflakrani Mir Saeid	-	1	-	1	
Others			-	-	-	-	
Total Team			30	7	55	92	25.00

Match: 78 Date: 13.09.2014 Spectators: 5'350
 City: BYDGOSZCZ
 Hall: LUCZNICZKA
 Match duration: Start: 16:40 End: 18:56 Total: 2:16

Teams	Sets	1	2	3	4	5	Total
ARG	3	17	25	30	25		97
ITA	1	25	21	28	21		95
Set duration		0:22	0:30	0:37	0:31		2:00




ARG • Argentina



Spike

Succ. %
Limit: 15.00%

Rk	No	Name	Spikes	Faults	Shots	Total Attempts	Note
1	9	Quiroga Rodrigo	16	4	5	25	64.00
2	10	Gonzalez José Luis	9	5	9	23	39.13
3	7	Conte Facundo	12	3	17	32	37.50
-	16	Ramos Martin	8	-	3	11	
-	1	Darraidou Santiago	2	2	3	7	
-	11	Solé Sebastian	3	2	2	7	
-	2	Filardi Javier	1	1	2	4	
-	14	Crer Pablo	1	-	1	2	
-	15	De Cecco Luciano	-	-	1	1	
-	5	Uriarte Nicolás	-	-	-	-	
-	20	Toro Alejandro	-	-	-	-	
-	21	Closter Sebastián	-	-	-	-	
Others			-	-	-	-	
Total Team			52	17	43	112	46.43



Block

Avg. by set

Rk	No	Name	Kill Blocks	Faults	Rebounds	Total Attempts	Note
1	14	Crer Pablo	3	2	4	9	0.75
2	7	Conte Facundo	2	6	2	10	0.50
3	16	Ramos Martin	1	8	4	13	0.25
3	9	Quiroga Rodrigo	1	5	1	7	0.25
-	1	Darraidou Santiago	-	-	-	-	
-	5	Uriarte Nicolás	-	-	-	-	
-	11	Solé Sebastian	-	-	1	1	
-	20	Toro Alejandro	-	-	-	-	
-	21	Closter Sebastián	-	-	-	-	
-	10	Gonzalez José Luis	-	1	6	7	
-	15	De Cecco Luciano	-	1	1	2	
-	2	Filardi Javier	-	2	-	2	
Others			-	-	-	-	
Total Team			7	25	19	51	1.75


Match: 78 Date: 13.09.2014 Spectators: 5'350
 City: BYDGOSZCZ
 Hall: LUCZNICZKA
 Match duration: Start: 16:40 End: 18:56 Total: 2:16

Teams	Sets	1	2	3	4	5	Total
ARG	3	17	25	30	25		97
ITA	1	25	21	28	21		95
Set duration		0:22	0:30	0:37	0:31		2:00



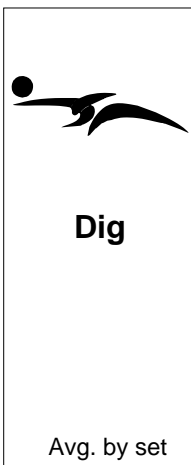
ARG • Argentina

Rk	No	Name	Aces	Faults	Serve Hits	Total Attempts	Note
1	7	Conte Facundo	6	3	18	27	1.50
2	14	Crer Pablo	2	-	3	5	0.50
2	15	De Cecco Luciano	2	2	15	19	0.50
4	16	Ramos Martin	1	4	15	20	0.25
-	1	Darraidou Santiago	-	-	1	1	
-	2	Filardi Javier	-	-	1	1	
-	11	Solé Sebastian	-	-	5	5	
-	20	Toro Alejandro	-	-	-	-	
-	21	Closter Sebastián	-	-	-	-	
-	9	Quiroga Rodrigo	-	2	8	10	
-	5	Uriarte Nicolás	-	1	1	2	
-	10	Gonzalez José Luis	-	5	1	6	
Others			-	-	-	-	
Total Team			11	17	68	96	2.75



Team	Opponent errors & Team faults	Aces	Faults	Total Attempts
		27	-	27

Rk	No	Name	Digs	Faults	Receptions	Total Attempts	Note
1	21	Closter Sebastián	15	3	3	21	3.75
2	15	De Cecco Luciano	12	1	-	13	3.00
3	16	Ramos Martin	4	-	2	6	1.00
3	10	Gonzalez José Luis	4	1	2	7	1.00
5	9	Quiroga Rodrigo	3	1	-	4	0.75
6	1	Darraidou Santiago	1	-	-	1	0.25
6	2	Filardi Javier	1	-	1	2	0.25
6	5	Uriarte Nicolás	1	-	-	1	0.25
6	14	Crer Pablo	1	-	-	1	0.25
6	7	Conte Facundo	1	3	1	5	0.25
-	11	Solé Sebastian	-	-	-	-	
-	20	Toro Alejandro	-	-	-	-	
Others			-	20	-	20	
Total Team			43	29	9	81	10.75




Match: 78 Date: 13.09.2014 Spectators: 5'350
 City: BYDGOSZCZ
 Hall: LUCZNICZKA
 Match duration: Start: 16:40 End: 18:56 Total: 2:16

Teams	Sets	1	2	3	4	5	Total
ARG	3	17	25	30	25		97
ITA	1	25	21	28	21		95
Set duration		0:22	0:30	0:37	0:31		2:00




ARG • Argentina



Set

Avg. by set

Rk	No	Name	Running Sets	Faults	Still Sets	Total Attempts	Note
1	15	De Cecco Luciano	27	1	47	75	6.75
-	1	Darraidou Santiago	-	-	-	-	
-	2	Filardi Javier	-	-	-	-	
-	5	Uriarte Nicolás	-	-	10	10	
-	7	Conte Facundo	-	-	4	4	
-	9	Quiroga Rodrigo	-	-	2	2	
-	10	Gonzalez José Luis	-	-	-	-	
-	11	Solé Sebastian	-	-	1	1	
-	14	Crer Pablo	-	-	-	-	
-	16	Ramos Martin	-	-	3	3	
-	20	Toro Alejandro	-	-	-	-	
-	21	Closter Sebastián	-	-	9	9	
Others			-	-	-	-	
Total Team			27	1	76	104	6.75



Reception

Eff. %
Limit: 25.00%


Rk	No	Name	Excellents	Faults	Serve Receptions	Total Attempts	Note
1	9	Quiroga Rodrigo	13	2	16	31	35.48
2	7	Conte Facundo	7	3	12	22	18.18
-	21	Closter Sebastián	12	-	6	18	
-	2	Filardi Javier	5	1	1	7	
-	15	De Cecco Luciano	-	-	1	1	
-	16	Ramos Martin	1	-	-	1	
-	1	Darraidou Santiago	-	-	-	-	
-	5	Uriarte Nicolás	-	-	-	-	
-	10	Gonzalez José Luis	-	-	-	-	
-	11	Solé Sebastian	-	-	-	-	
-	14	Crer Pablo	-	-	-	-	
-	20	Toro Alejandro	-	-	-	-	
Others			-	-	-	-	
Total Team			38	6	36	80	40.00

Match: 78 Date: 13.09.2014 Spectators: 5'350
 City: BYDGOSZCZ
 Hall: LUCZNICZKA
 Match duration: Start: 16:40 End: 18:56 Total: 2:16

Teams	Sets	1	2	3	4	5	Total
ARG	3	17	25	30	25		97
ITA	1	25	21	28	21		95
Set duration		0:22	0:30	0:37	0:31		2:00




ITA • Italy



Spike

Succ. %
Limit: 15.00%

Rk	No	Name	Spikes	Faults	Shots	Total Attempts	Note
1	18	Sabbi Giulio	12	3	4	19	63.16
2	10	Lanza Filippo	12	4	7	23	52.17
3	4	Vettori Luca	6	4	9	19	31.58
-	11	Buti Simone	8	1	5	14	
-	3	Parodi Simone	4	3	6	13	
-	2	Kovar Jiri	4	1	3	8	
-	15	Birarelli Emanuele	5	1	2	8	
-	13	Travica Dragan	1	-	1	2	
-	7	Rossini Salvatore	-	-	-	-	
-	14	Piano Matteo	-	-	-	-	
-	16	Baranowicz Michele	-	-	-	-	
-	20	Colaci Massimo	-	-	-	-	
Others			-	-	-	-	
Total Team			52	17	37	106	49.06



Block

Avg. by set

Rk	No	Name	Kill Blocks	Faults	Rebounds	Total Attempts	Note
1	2	Kovar Jiri	2	1	1	4	0.50
1	15	Birarelli Emanuele	2	7	3	12	0.50
3	4	Vettori Luca	1	-	-	1	0.25
3	11	Buti Simone	1	4	13	18	0.25
3	18	Sabbi Giulio	1	1	1	3	0.25
3	3	Parodi Simone	1	4	3	8	0.25
-	7	Rossini Salvatore	-	-	-	-	
-	14	Piano Matteo	-	-	-	-	
-	16	Baranowicz Michele	-	-	-	-	
-	20	Colaci Massimo	-	-	-	-	
-	10	Lanza Filippo	-	1	3	4	
-	13	Travica Dragan	-	2	4	6	
Others			-	-	-	-	
Total Team			8	20	28	56	2.00

Match: 78 Date: 13.09.2014 Spectators: 5'350
 City: BYDGOSZCZ
 Hall: LUCZNICZKA
 Match duration: Start: 16:40 End: 18:56 Total: 2:16

Teams	Sets	1	2	3	4	5	Total
ARG	3	17	25	30	25		97
ITA	1	25	21	28	21		95
Set duration		0:22	0:30	0:37	0:31		2:00



ITA • Italy

Rk	No	Name	Aces	Faults	Serve Hits	Total Attempts	Note
1	18	Sabbi Giulio	2	1	6	9	0.50
2	13	Travica Dragan	1	1	8	10	0.25
2	3	Parodi Simone	1	2	4	7	0.25
2	10	Lanza Filippo	1	4	8	13	0.25
-	7	Rossini Salvatore	-	-	-	-	
-	14	Piano Matteo	-	-	-	-	
-	15	Birarelli Emanuele	-	-	21	21	
-	20	Colaci Massimo	-	-	-	-	
-	2	Kovar Jiri	-	1	10	11	
-	11	Buti Simone	-	2	11	13	
-	16	Baranowicz Michele	-	2	5	7	
-	4	Vettori Luca	-	3	2	5	
Others			-	-	-	-	
Total Team			5	16	75	96	1.25

Team	Opponent errors & Team faults	Aces	Faults	Total Attempts
		30	-	30


Rk	No	Name	Digs	Faults	Receptions	Total Attempts	Note
1	2	Kovar Jiri	11	-	-	11	2.75
2	20	Colaci Massimo	7	-	-	7	1.75
3	10	Lanza Filippo	5	-	1	6	1.25
4	3	Parodi Simone	4	-	2	6	1.00
4	13	Travica Dragan	4	1	1	6	1.00
6	7	Rossini Salvatore	3	-	2	5	0.75
6	18	Sabbi Giulio	3	2	3	8	0.75
8	4	Vettori Luca	2	-	1	3	0.50
8	16	Baranowicz Michele	2	1	1	4	0.50
10	11	Buti Simone	1	-	2	3	0.25
10	15	Birarelli Emanuele	1	1	2	4	0.25
-	14	Piano Matteo	-	-	-	-	
Others			-	25	-	25	
Total Team			43	30	15	88	10.75

Match: 78 Date: 13.09.2014 Spectators: 5'350
 City: BYDGOSZCZ
 Hall: LUCZNICZKA
 Match duration: Start: 16:40 End: 18:56 Total: 2:16

Teams	Sets	1	2	3	4	5	Total
ARG	3	17	25	30	25		97
ITA	1	25	21	28	21		95
Set duration		0:22	0:30	0:37	0:31		2:00




ITA • Italy



Set

Avg. by set

Rk	No	Name	Running Sets	Faults	Still Sets	Total Attempts	Note
1	13	Travica Dragan	17	-	36	53	4.25
2	16	Baranowicz Michele	11	-	25	36	2.75
-	2	Kovar Jiri	-	-	1	1	
-	3	Parodi Simone	-	-	-	-	
-	4	Vettori Luca	-	-	1	1	
-	7	Rossini Salvatore	-	-	2	2	
-	10	Lanza Filippo	-	-	-	-	
-	11	Buti Simone	-	-	3	3	
-	14	Piano Matteo	-	-	-	-	
-	15	Birarelli Emanuele	-	-	2	2	
-	18	Sabbi Giulio	-	-	-	-	
-	20	Colaci Massimo	-	-	-	-	
Others			-	-	-	-	
Total Team			28	-	70	98	7.00



Reception

Eff. %
Limit: 25.00%

Rk	No	Name	Excellents	Faults	Serve Receptions	Total Attempts	Note
1	2	Kovar Jiri	10	6	9	25	16.00
-	3	Parodi Simone	11	3	4	18	
-	10	Lanza Filippo	6	3	9	18	
-	7	Rossini Salvatore	8	2	6	16	
-	11	Buti Simone	1	-	-	1	
-	15	Birarelli Emanuele	1	-	-	1	
-	4	Vettori Luca	-	-	-	-	
-	13	Travica Dragan	-	-	-	-	
-	14	Piano Matteo	-	-	-	-	
-	16	Baranowicz Michele	-	-	-	-	
-	18	Sabbi Giulio	-	-	-	-	
-	20	Colaci Massimo	-	-	-	-	
Others			-	-	-	-	
Total Team			37	14	28	79	29.11

Match: 79 Date: 13.09.2014 Spectators: 4'800

City: KATOWICE


Hall: SPODEK

Match duration: Start: 16:40 End: 18:24 Total: 1:44

Teams	Sets	1	2	3	4	5	Total
BRA	3	25	25	29			79
CAN	0	19	23	27			69
Set duration		0:24	0:29	0:38			1:31




BRA • Brazil



Spike

Succ. %
Limit: 15.00%

Rk	No	Name	Spikes	Faults	Shots	Total Attempts	Note
1	16	Saatkamp Lucas	14	3	6	23	60.87
2	10	Lucarelli Santos De Souza Ricardo	10	3	6	19	52.63
3	8	Endres Murilo	7	2	10	19	36.84
4	4	De Souza Wallace	4	3	10	17	23.53
-	5	Dos Santos Jr. Sidnei	5	3	3	11	
-	1	Rezende Bruno Mossa	3	-	2	5	
-	6	Vissotto Neves Leandro	3	1	-	4	
-	3	Carbonera Eder	-	-	-	-	
-	11	Silva Felipe Lourenço	-	-	-	-	
-	12	Fonteles Luiz Felipe Marques	-	-	-	-	
-	19	Da Silva Pedreira Junior Mario	-	-	-	-	
-	20	Vieira De Oliveira Raphael	-	-	-	-	
Others			-	-	-	-	
Total Team			46	15	37	98	46.94



Block

Avg. by set

Rk	No	Name	Kill Blocks	Faults	Rebounds	Total Attempts	Note
1	4	De Souza Wallace	3	3	2	8	1.00
2	5	Dos Santos Jr. Sidnei	2	8	5	15	0.67
3	16	Saatkamp Lucas	1	11	6	18	0.33
3	10	Lucarelli Santos De Souza Ricardo	1	7	1	9	0.33
-	3	Carbonera Eder	-	-	-	-	
-	6	Vissotto Neves Leandro	-	-	-	-	
-	11	Silva Felipe Lourenço	-	-	1	1	
-	12	Fonteles Luiz Felipe Marques	-	-	-	-	
-	19	Da Silva Pedreira Junior Mario	-	-	-	-	
-	20	Vieira De Oliveira Raphael	-	-	-	-	
-	1	Rezende Bruno Mossa	-	3	2	5	
-	8	Endres Murilo	-	4	1	5	
Others			-	-	-	-	
Total Team			7	36	18	61	2.33

Match: 79 Date: 13.09.2014 Spectators: 4'800
 City: KATOWICE
 Hall: SPODEK
 Match duration: Start: 16:40 End: 18:24 Total: 1:44

Teams	Sets	1	2	3	4	5	Total
BRA	3	25	25	29			79
CAN	0	19	23	27			69
Set duration		0:24	0:29	0:38			1:31



BRA • Brazil



Serve

Avg. by set

Rk	No	Name	Aces	Faults	Serve Hits	Total Attempts	Note
1	4	De Souza Wallace	1	1	9	11	0.33
1	1	Rezende Bruno Mossa	1	2	14	17	0.33
1	10	Lucarelli Santos De Souza Ricardo	1	3	9	13	0.33
1	12	Fonteles Luiz Felipe Marques	1	1	2	4	0.33
-	3	Carbonera Eder	-	-	-	-	
-	5	Dos Santos Jr. Sidnei	-	-	9	9	
-	6	Vissotto Neves Leandro	-	-	-	-	
-	8	Endres Murilo	-	-	8	8	
-	11	Silva Felipe Lourenço	-	-	-	-	
-	19	Da Silva Pedreira Junior Mario	-	-	-	-	
-	20	Vieira De Oliveira Raphael	-	-	5	5	
-	16	Saatkamp Lucas	-	5	6	11	
Others			-	-	-	-	
Total Team			4	12	62	78	1.33

Team

Opponent errors & Team faults	22	-	22
-------------------------------	----	---	----



Dig

Avg. by set

Rk	No	Name	Digs	Faults	Receptions	Total Attempts	Note
1	11	Silva Felipe Lourenço	12	1	-	13	4.00
2	1	Rezende Bruno Mossa	11	1	1	13	3.67
3	4	De Souza Wallace	10	-	-	10	3.33
4	19	Da Silva Pedreira Junior Mario	7	-	2	9	2.33
4	8	Endres Murilo	7	1	2	10	2.33
6	5	Dos Santos Jr. Sidnei	5	-	-	5	1.67
6	10	Lucarelli Santos De Souza Ricardo	5	-	1	6	1.67
8	20	Vieira De Oliveira Raphael	4	-	-	4	1.33
9	16	Saatkamp Lucas	2	-	-	2	0.67
10	6	Vissotto Neves Leandro	1	-	-	1	0.33
-	3	Carbonera Eder	-	-	-	-	
-	12	Fonteles Luiz Felipe Marques	-	-	-	-	
Others			-	-	-	-	
Total Team			64	3	6	73	21.33

Match: 79 Date: 13.09.2014 Spectators: 4'800

City: KATOWICE


Hall: SPODEK

Match duration: Start: 16:40 End: 18:24 Total: 1:44

Teams	Sets	1	2	3	4	5	Total
BRA	3	25	25	29			79
CAN	0	19	23	27			69
Set duration		0:24	0:29	0:38			1:31




BRA • Brazil



Set

Avg. by set

Rk	No	Name	Running Sets	Faults	Still Sets	Total Attempts	Note
1	1	Rezende Bruno Mossa	29	-	36	65	9.67
2	20	Vieira De Oliveira Raphael	2	-	5	7	0.67
-	3	Carbonera Eder	-	-	-	-	
-	4	De Souza Wallace	-	-	-	-	
-	5	Dos Santos Jr. Sidnei	-	-	-	-	
-	6	Vissotto Neves Leandro	-	-	-	-	
-	8	Endres Murilo	-	-	-	-	
-	10	Lucarelli Santos De Souza Ricardo	-	-	-	-	
-	11	Silva Felipe Lourenço	-	-	-	-	
-	12	Fonteles Luiz Felipe Marques	-	-	-	-	
-	16	Saatkamp Lucas	-	-	-	-	
-	19	Da Silva Pedreira Junior Mario	-	-	-	-	
Others			-	-	-	-	
Total Team			31	-	41	72	10.33



Reception

Eff. %
Limit: 25.00%


Rk	No	Name	Excellents	Faults	Serve Receptions	Total Attempts	Note
1	19	Da Silva Pedreira Junior Mario	15	2	17	34	38.24
2	8	Endres Murilo	8	1	12	21	33.33
-	10	Lucarelli Santos De Souza Ricardo	-	-	4	4	
-	1	Rezende Bruno Mossa	-	-	-	-	
-	3	Carbonera Eder	-	-	-	-	
-	4	De Souza Wallace	-	-	-	-	
-	5	Dos Santos Jr. Sidnei	-	-	-	-	
-	6	Vissotto Neves Leandro	-	-	-	-	
-	11	Silva Felipe Lourenço	-	-	-	-	
-	12	Fonteles Luiz Felipe Marques	-	-	-	-	
-	16	Saatkamp Lucas	-	-	-	-	
-	20	Vieira De Oliveira Raphael	-	-	-	-	
Others			-	-	-	-	
Total Team			23	3	33	59	33.90

Match: 79 Date: 13.09.2014 Spectators: 4'800
 City: KATOWICE
 Hall: SPODEK
 Match duration: Start: 16:40 End: 18:24 Total: 1:44

Teams	Sets	1	2	3	4	5	Total
BRA	3	25	25	29			79
CAN	0	19	23	27			69
Set duration		0:24	0:29	0:38			1:31




CAN • Canada



Spike

Succ. %
Limit: 15.00%

Rk	No	Name	Spikes	Faults	Shots	Total Attempts	Note
1	12	Schmitt Gavin	16	5	15	36	44.44
2	18	Hoag Nicholas	6	5	4	15	40.00
3	2	Perrin John Gordon	5	1	8	14	35.71
-	8	Simac Adam	6	-	3	9	
-	15	Winters Frederic	3	2	3	8	
-	17	Vigrass Graham	2	1	2	5	
-	6	Duff Justin	-	-	2	2	
-	9	Schneider Dustin	1	-	1	2	
-	10	Van Lankvelt Toontje	-	-	1	1	
-	1	Sanders Tyler	-	-	-	-	
-	3	Lewis Daniel	-	-	-	-	
-	7	Soonias Dallas	-	-	-	-	
Others			-	-	-	-	
Total Team			39	14	39	92	42.39



Block

Avg. by set


Rk	No	Name	Kill Blocks	Faults	Rebounds	Total Attempts	Note
1	17	Vigrass Graham	3	8	5	16	1.00
2	18	Hoag Nicholas	1	1	1	3	0.33
2	1	Sanders Tyler	1	3	2	6	0.33
2	12	Schmitt Gavin	1	3	1	5	0.33
-	3	Lewis Daniel	-	-	-	-	
-	7	Soonias Dallas	-	-	-	-	
-	10	Van Lankvelt Toontje	-	-	1	1	
-	9	Schneider Dustin	-	1	2	3	
-	2	Perrin John Gordon	-	1	1	2	
-	8	Simac Adam	-	9	6	15	
-	15	Winters Frederic	-	6	2	8	
-	6	Duff Justin	-	6	-	6	
Others			-	-	-	-	
Total Team			6	38	21	65	2.00

Match: 79 Date: 13.09.2014 Spectators: 4'800
 City: KATOWICE
 Hall: SPODEK
 Match duration: Start: 16:40 End: 18:24 Total: 1:44

Teams	Sets	1	2	3	4	5	Total
BRA	3	25	25	29			79
CAN	0	19	23	27			69
Set duration		0:24	0:29	0:38			1:31



CAN • Canada




Serve

Avg. by set

Rk	No	Name	Aces	Faults	Serve Hits	Total Attempts	Note
1	12	Schmitt Gavin	1	3	11	15	0.33
-	3	Lewis Daniel	-	-	-	-	
-	6	Duff Justin	-	-	3	3	
-	7	Soonias Dallas	-	-	-	-	
-	9	Schneider Dustin	-	-	3	3	
-	17	Vigrass Graham	-	-	7	7	
-	8	Simac Adam	-	1	11	12	
-	15	Winters Frederic	-	1	9	10	
-	2	Perrin John Gordon	-	1	6	7	
-	1	Sanders Tyler	-	2	4	6	
-	18	Hoag Nicholas	-	2	4	6	
-	10	Van Lankvelt Toontje	-	1	-	1	
Others			-	-	-	-	
Total Team			1	11	58	70	0.33

Team

Opponent errors & Team faults	23	-	23
-------------------------------	----	---	----



Dig

Avg. by set

Rk	No	Name	Digs	Faults	Receptions	Total Attempts	Note
1	3	Lewis Daniel	22	2	2	26	7.33
2	15	Winters Frederic	9	1	2	12	3.00
3	1	Sanders Tyler	6	1	-	7	2.00
4	12	Schmitt Gavin	5	1	-	6	1.67
5	2	Perrin John Gordon	4	-	-	4	1.33
6	9	Schneider Dustin	3	1	1	5	1.00
7	8	Simac Adam	2	2	-	4	0.67
8	17	Vigrass Graham	1	-	-	1	0.33
8	18	Hoag Nicholas	1	3	-	4	0.33
-	7	Soonias Dallas	-	-	-	-	
-	10	Van Lankvelt Toontje	-	-	-	-	
-	6	Duff Justin	-	1	-	1	
Others			-	-	-	-	
Total Team			53	12	5	70	17.67




Match: 79 Date: 13.09.2014 Spectators: 4'800
 City: KATOWICE
 Hall: SPODEK
 Match duration: Start: 16:40 End: 18:24 Total: 1:44

Teams	Sets	1	2	3	4	5	Total
BRA	3	25	25	29			79
CAN	0	19	23	27			69
Set duration		0:24	0:29	0:38			1:31




CAN • Canada



Set

Avg. by set

Rk	No	Name	Running Sets	Faults	Still Sets	Total Attempts	Note
1	9	Schneider Dustin	23	-	4	27	7.67
2	1	Sanders Tyler	22	-	22	44	7.33
-	2	Perrin John Gordon	-	-	-	-	
-	3	Lewis Daniel	-	-	-	-	
-	6	Duff Justin	-	-	-	-	
-	7	Soonias Dallas	-	-	-	-	
-	8	Simac Adam	-	-	-	-	
-	10	Van Lankvelt Toontje	-	-	-	-	
-	12	Schmitt Gavin	-	-	-	-	
-	15	Winters Frederic	-	-	-	-	
-	17	Vigrass Graham	-	-	-	-	
-	18	Hoag Nicholas	-	-	-	-	
Others			-	-	-	-	
Total Team			45	-	26	71	15.00



Reception

Eff. %
Limit: 25.00%


Rk	No	Name	Excellents	Faults	Serve Receptions	Total Attempts	Note
1	15	Winters Frederic	11	1	10	22	45.45
-	3	Lewis Daniel	9	2	5	16	
-	18	Hoag Nicholas	4	1	8	13	
-	2	Perrin John Gordon	8	-	4	12	
-	10	Van Lankvelt Toontje	2	-	-	2	
-	6	Duff Justin	-	-	1	1	
-	1	Sanders Tyler	-	-	-	-	
-	7	Soonias Dallas	-	-	-	-	
-	8	Simac Adam	-	-	-	-	
-	9	Schneider Dustin	-	-	-	-	
-	12	Schmitt Gavin	-	-	-	-	
-	17	Vigrass Graham	-	-	-	-	
Others			-	-	-	-	
Total Team			34	4	28	66	45.45

Match: 80 Date: 13.09.2014 Spectators: 2'784
 City: WROCLAW
 Hall: HALA STULECIA
 Match duration: Start: 16:40 End: 19:08 Total: 2:28

Teams	Sets	1	2	3	4	5	Total
FIN	2	25	22	23	25	14	109
CHN	3	22	25	25	20	16	108
Set duration		0:26	0:27	0:29	0:28	0:19	2:09




FIN • Finland



Spike

Succ. %
Limit: 15.00%

Rk	No	Name	Spikes	Faults	Shots	Total Attempts	Note
1	10	Sivula Urpo	15	4	3	22	68.18
2	13	Oivanen Mikko	12	2	8	22	54.55
3	16	Ojansivu Olli-Pekka	11	6	8	25	44.00
4	12	Kunnari Olli	9	2	14	25	36.00
-	18	Lehtonen Jukka	9	-	1	10	
-	14	Shumov Konstantin	4	-	1	5	
-	2	Tervaportti Eemi	2	2	1	5	
-	15	Oivanen Matti	3	-	-	3	
-	5	Siltala Antti	-	-	1	1	
-	3	Esko Mikko	-	-	-	-	
-	4	Kerminen Lauri	-	-	-	-	
-	6	Seppänen Niklas	-	-	-	-	
Others			-	-	-	-	
Total Team			65	16	37	118	55.08



Block

Avg. by set

Rk	No	Name	Kill Blocks	Faults	Rebounds	Total Attempts	Note
1	15	Oivanen Matti	2	9	7	18	0.40
1	16	Ojansivu Olli-Pekka	2	3	1	6	0.40
3	12	Kunnari Olli	1	5	4	10	0.20
3	14	Shumov Konstantin	1	11	5	17	0.20
3	13	Oivanen Mikko	1	6	1	8	0.20
-	3	Esko Mikko	-	-	-	-	
-	4	Kerminen Lauri	-	-	-	-	
-	5	Siltala Antti	-	-	-	-	
-	6	Seppänen Niklas	-	-	-	-	
-	2	Tervaportti Eemi	-	3	3	6	
-	18	Lehtonen Jukka	-	7	7	14	
-	10	Sivula Urpo	-	3	1	4	
Others			-	-	-	-	
Total Team			7	47	29	83	1.40


Match: 80 Date: 13.09.2014 Spectators: 2'784
 City: WROCLAW
 Hall: HALA STULECIA
 Match duration: Start: 16:40 End: 19:08 Total: 2:28

Teams	Sets	1	2	3	4	5	Total
FIN	2	25	22	23	25	14	109
CHN	3	22	25	25	20	16	108
Set duration		0:26	0:27	0:29	0:28	0:19	2:09




FIN • Finland

Rk	No	Name	Aces	Faults	Serve Hits	Total Attempts	Note
1	18	Lehtonen Jukka	2	-	15	17	0.40
1	12	Kunnari Olli	2	2	17	21	0.40
3	2	Tervaportti Eemi	1	3	20	24	0.20
-	3	Esko Mikko	-	-	1	1	
-	4	Kerminen Lauri	-	-	-	-	
-	5	Siltala Antti	-	-	-	-	
-	6	Seppänen Niklas	-	-	-	-	
-	14	Shumov Konstantin	-	-	8	8	
-	13	Oivanen Mikko	-	4	14	18	
-	10	Sivula Urpo	-	1	3	4	
-	16	Ojansivu Olli-Pekka	-	5	6	11	
-	15	Oivanen Matti	-	3	3	6	
Others			-	-	-	-	
Total Team			5	18	87	110	1.00



Team	Opponent errors & Team faults	Aces	Faults	Total Attempts
	Opponent errors & Team faults	32	-	32

Rk	No	Name	Digs	Faults	Receptions	Total Attempts	Note
1	4	Kerminen Lauri	15	2	4	21	3.00
2	12	Kunnari Olli	12	4	3	19	2.40
3	13	Oivanen Mikko	10	4	2	16	2.00
4	2	Tervaportti Eemi	6	6	2	14	1.20
5	16	Ojansivu Olli-Pekka	3	1	4	8	0.60
5	18	Lehtonen Jukka	3	1	3	7	0.60
5	10	Sivula Urpo	3	1	2	6	0.60
8	14	Shumov Konstantin	2	-	1	3	0.40
9	15	Oivanen Matti	1	-	-	1	0.20
-	3	Esko Mikko	-	-	-	-	
-	5	Siltala Antti	-	-	-	-	
-	6	Seppänen Niklas	-	-	-	-	
Others			-	-	-	-	
Total Team			55	19	21	95	11.00



Match: 80 Date: 13.09.2014 Spectators: 2'784

City: WROCLAW


Hall: HALA STULECIA

Match duration: Start: 16:40 End: 19:08 Total: 2:28

Teams	Sets	1	2	3	4	5	Total
FIN	2	25	22	23	25	14	109
CHN	3	22	25	25	20	16	108
Set duration		0:26	0:27	0:29	0:28	0:19	2:09




FIN • Finland



Set

Avg. by set

Rk	No	Name	Running Sets	Faults	Still Sets	Total Attempts	Note
1	2	Tervaportti Eemi	38	1	59	98	7.60
-	3	Esko Mikko	-	-	-	-	
-	4	Kerminen Lauri	-	-	-	-	
-	5	Siltala Antti	-	-	-	-	
-	6	Seppänen Niklas	-	-	-	-	
-	10	Sivula Urpo	-	-	-	-	
-	12	Kunnari Olli	-	-	-	-	
-	13	Oivanen Mikko	-	-	-	-	
-	14	Shumov Konstantin	-	-	-	-	
-	15	Oivanen Matti	-	-	-	-	
-	16	Ojansivu Olli-Pekka	-	-	-	-	
-	18	Lehtonen Jukka	-	-	-	-	
Others			-	-	-	-	
Total Team			38	1	59	98	7.60




Reception

Eff. %
Limit: 25.00%


Rk	No	Name	Excellents	Faults	Serve Receptions	Total Attempts	Note
1	4	Kerminen Lauri	13	1	11	25	48.00
2	12	Kunnari Olli	26	3	26	55	41.82
-	6	Seppänen Niklas	-	-	1	1	
-	14	Shumov Konstantin	-	-	1	1	
-	2	Tervaportti Eemi	-	-	-	-	
-	3	Esko Mikko	-	-	-	-	
-	5	Siltala Antti	-	-	-	-	
-	10	Sivula Urpo	-	-	-	-	
-	16	Ojansivu Olli-Pekka	-	-	-	-	
-	18	Lehtonen Jukka	-	-	-	-	
-	13	Oivanen Mikko	1	2	6	9	
-	15	Oivanen Matti	-	1	-	1	
Others			-	-	-	-	
Total Team			40	7	45	92	35.87

Match: 80 Date: 13.09.2014 Spectators: 2'784
 City: WROCLAW
 Hall: HALA STULECIA
 Match duration: Start: 16:40 End: 19:08 Total: 2:28

Teams	Sets	1	2	3	4	5	Total
FIN	2	25	22	23	25	14	109
CHN	3	22	25	25	20	16	108
Set duration		0:26	0:27	0:29	0:28	0:19	2:09




CHN • China



Spike

Succ. %
Limit: 15.00%

Rk	No	Name	Spikes	Faults	Shots	Total Attempts	Note
1	7	Zhong Weijun	20	7	19	46	43.48
2	3	Yuan Zhi	9	7	11	27	33.33
-	11	Geng Xin	10	2	2	14	
-	13	Kou Zhichao	5	2	4	11	
-	8	Cui Jianjun	3	2	5	10	
-	14	Xu Jingtao	5	-	2	7	
-	18	Ji Daoshuai	3	2	1	6	
-	6	Liang Chunlong	1	-	2	3	
-	9	Jiao Shuai	1	-	-	1	
-	12	Kong Fanwei	-	-	-	-	
-	15	Li Runming	-	-	-	-	
-	16	Ren Qi	-	-	-	-	
Others			-	-	-	-	
Total Team			57	22	46	125	45.60




Block

Avg. by set

Rk	No	Name	Kill Blocks	Faults	Rebounds	Total Attempts	Note
1	11	Geng Xin	4	13	7	24	0.80
2	14	Xu Jingtao	2	8	6	16	0.40
2	8	Cui Jianjun	2	8	3	13	0.40
4	7	Zhong Weijun	1	1	-	2	0.20
-	12	Kong Fanwei	-	-	-	-	
-	13	Kou Zhichao	-	-	-	-	
-	16	Ren Qi	-	-	-	-	
-	6	Liang Chunlong	-	2	2	4	
-	3	Yuan Zhi	-	2	1	3	
-	9	Jiao Shuai	-	4	1	5	
-	15	Li Runming	-	4	1	5	
-	18	Ji Daoshuai	-	3	-	3	
Others			-	-	-	-	
Total Team			9	45	21	75	1.80


Match: 80 Date: 13.09.2014 Spectators: 2'784
 City: WROCLAW
 Hall: HALA STULECIA
 Match duration: Start: 16:40 End: 19:08 Total: 2:28

Teams	Sets	1	2	3	4	5	Total
FIN	2	25	22	23	25	14	109
CHN	3	22	25	25	20	16	108
Set duration		0:26	0:27	0:29	0:28	0:19	2:09




CHN • China

Rk	No	Name	Aces	Faults	Serve Hits	Total Attempts	Note
1	3	Yuan Zhi	2	3	13	18	0.40
2	15	Li Runming	1	1	7	9	0.20
2	6	Liang Chunlong	1	1	2	4	0.20
-	9	Jiao Shuai	-	-	7	7	
-	11	Geng Xin	-	-	20	20	
-	12	Kong Fanwei	-	-	-	-	
-	16	Ren Qi	-	-	-	-	
-	8	Cui Jianjun	-	2	10	12	
-	14	Xu Jingtao	-	2	9	11	
-	7	Zhong Weijun	-	3	13	16	
-	13	Kou Zhichao	-	2	6	8	
-	18	Ji Daoshuai	-	1	1	2	
Others			-	-	-	-	
Total Team			4	15	88	107	0.80




Team	Opponent errors & Team faults	Aces	Faults	Total Attempts
		38	1	39

Rk	No	Name	Digs	Faults	Receptions	Total Attempts	Note
1	16	Ren Qi	12	3	4	19	2.40
2	8	Cui Jianjun	9	4	3	16	1.80
3	9	Jiao Shuai	8	2	-	10	1.60
3	7	Zhong Weijun	8	5	2	15	1.60
5	3	Yuan Zhi	6	1	3	10	1.20
6	14	Xu Jingtao	5	-	-	5	1.00
7	11	Geng Xin	4	2	1	7	0.80
8	15	Li Runming	3	-	1	4	0.60
8	18	Ji Daoshuai	3	-	-	3	0.60
8	12	Kong Fanwei	3	1	1	5	0.60
8	13	Kou Zhichao	3	1	1	5	0.60
12	6	Liang Chunlong	1	-	-	1	0.20
Others			-	-	-	-	
Total Team			65	19	16	100	13.00




Match: 80 Date: 13.09.2014 Spectators: 2'784
 City: WROCLAW
 Hall: HALA STULECIA
 Match duration: Start: 16:40 End: 19:08 Total: 2:28

Teams	Sets	1	2	3	4	5	Total
FIN	2	25	22	23	25	14	109
CHN	3	22	25	25	20	16	108
Set duration		0:26	0:27	0:29	0:28	0:19	2:09




CHN • China



Set

Avg. by set

Rk	No	Name	Running Sets	Faults	Still Sets	Total Attempts	Note
1	9	Jiao Shuai	22	-	31	53	4.40
2	15	Li Runming	21	-	27	48	4.20
-	3	Yuan Zhi	-	-	-	-	
-	6	Liang Chunlong	-	-	-	-	
-	7	Zhong Weijun	-	-	-	-	
-	8	Cui Jianjun	-	-	-	-	
-	11	Geng Xin	-	-	-	-	
-	12	Kong Fanwei	-	-	-	-	
-	13	Kou Zhichao	-	-	-	-	
-	14	Xu Jingtao	-	-	-	-	
-	16	Ren Qi	-	-	-	-	
-	18	Ji Daoshuai	-	-	-	-	
Others			-	-	-	-	
Total Team			43	-	58	101	8.60



Reception

Eff. %
Limit: 25.00%

Rk	No	Name	Excellents	Faults	Serve Receptions	Total Attempts	Note
1	16	Ren Qi	15	3	7	25	48.00
2	7	Zhong Weijun	12	1	10	23	47.83
3	8	Cui Jianjun	15	1	17	33	42.42
-	18	Ji Daoshuai	3	2	6	11	
-	3	Yuan Zhi	-	-	-	-	
-	6	Liang Chunlong	-	-	-	-	
-	9	Jiao Shuai	-	-	-	-	
-	11	Geng Xin	-	-	-	-	
-	12	Kong Fanwei	-	-	-	-	
-	13	Kou Zhichao	-	-	-	-	
-	14	Xu Jingtao	-	-	-	-	
-	15	Li Runming	-	-	-	-	
Others			-	-	-	-	
Total Team			45	7	40	92	41.30

Match: 81 Date: 13.09.2014 Spectators: 9'400
 City: LODZ
 Hall: ATLAS ARENA
 Match duration: Start: 16:40 End: 18:39 Total: 1:59

Teams	Sets	1	2	3	4	5	Total
SRB	1	27	23	23	20		93
FRA	3	25	25	25	25		100
Set duration		0:27	0:26	0:28	0:22		1:43



SRB • Serbia



Spike

Succ. %
Limit: 15.00%

Rk	No	Name	Spikes	Faults	Shots	Total Attempts	Note
1	20	Lisinac Srecko	11	1	6	18	61.11
2	14	Atanasijevic Aleksandar	18	6	17	41	43.90
3	1	Kovacevic Nikola	9	6	10	25	36.00
-	10	Nikic Milos	9	4	3	16	
-	18	Podrascanin Marko	7	-	3	10	
-	9	Jovovic Nikola	-	-	2	2	
-	2	Kovacevic Uros	-	-	-	-	
-	3	Ivovic Marko	-	-	-	-	
-	4	Petric Nemanja	-	-	-	-	
-	5	Petkovic Vlado	-	-	-	-	
-	7	Stankovic Dragan	-	-	-	-	
-	19	Rosic Nikola	-	-	-	-	
Others			-	-	-	-	
Total Team			54	17	41	112	48.21



Block

Avg. by set


Rk	No	Name	Kill Blocks	Faults	Rebounds	Total Attempts	Note
1	1	Kovacevic Nikola	3	3	1	7	0.75
1	20	Lisinac Srecko	3	16	7	26	0.75
1	18	Podrascanin Marko	3	22	3	28	0.75
4	14	Atanasijevic Aleksandar	1	1	2	4	0.25
4	9	Jovovic Nikola	1	7	1	9	0.25
-	2	Kovacevic Uros	-	-	-	-	
-	3	Ivovic Marko	-	-	-	-	
-	4	Petric Nemanja	-	-	-	-	
-	5	Petkovic Vlado	-	-	-	-	
-	7	Stankovic Dragan	-	-	-	-	
-	19	Rosic Nikola	-	-	-	-	
-	10	Nikic Milos	-	9	2	11	
Others			-	-	-	-	
Total Team			11	58	16	85	2.75

Match: 81 Date: 13.09.2014 Spectators: 9'400
 City: LODZ
 Hall: ATLAS ARENA
 Match duration: Start: 16:40 End: 18:39 Total: 1:59

Teams	Sets	1	2	3	4	5	Total
SRB	1	27	23	23	20		93
FRA	3	25	25	25	25		100
Set duration		0:27	0:26	0:28	0:22		1:43



SRB • Serbia




Serve

Avg. by set

Rk	No	Name	Aces	Faults	Serve Hits	Total Attempts	Note
1	1	Kovacevic Nikola	2	4	10	16	0.50
2	9	Jovovic Nikola	1	-	12	13	0.25
2	10	Nikic Milos	1	2	12	15	0.25
-	2	Kovacevic Uros	-	-	2	2	
-	3	Ivovic Marko	-	-	-	-	
-	4	Petric Nemanja	-	-	-	-	
-	5	Petkovic Vlado	-	-	-	-	
-	7	Stankovic Dragan	-	-	-	-	
-	19	Rosic Nikola	-	-	-	-	
-	20	Lisinac Srecko	-	1	19	20	
-	18	Podrascanin Marko	-	2	13	15	
-	14	Atanasijevic Aleksandar	-	4	9	13	
Others			-	-	-	-	
Total Team			4	13	77	94	1.00

Team

Opponent errors & Team faults	24	2	26
-------------------------------	----	---	----



Dig

Avg. by set

Rk	No	Name	Digs	Faults	Receptions	Total Attempts	Note
1	19	Rosic Nikola	15	-	1	16	3.75
2	10	Nikic Milos	9	1	2	12	2.25
3	1	Kovacevic Nikola	7	2	-	9	1.75
4	9	Jovovic Nikola	6	-	1	7	1.50
4	14	Atanasijevic Aleksandar	6	3	1	10	1.50
6	18	Podrascanin Marko	5	1	1	7	1.25
7	20	Lisinac Srecko	4	1	-	5	1.00
-	2	Kovacevic Uros	-	-	-	-	
-	3	Ivovic Marko	-	-	-	-	
-	4	Petric Nemanja	-	-	-	-	
-	5	Petkovic Vlado	-	-	-	-	
-	7	Stankovic Dragan	-	-	-	-	
Others			-	-	-	-	
Total Team			52	8	6	66	13.00

Match: 81 Date: 13.09.2014 Spectators: 9'400

City: LODZ


Hall: ATLAS ARENA

Match duration: Start: 16:40 End: 18:39 Total: 1:59

Teams	Sets	1	2	3	4	5	Total
SRB	1	27	23	23	20		93
FRA	3	25	25	25	25		100
Set duration		0:27	0:26	0:28	0:22		1:43




SRB • Serbia



Set

Avg. by set

Rk	No	Name	Running Sets	Faults	Still Sets	Total Attempts	Note
1	9	Jovovic Nikola	37	1	56	94	9.25
-	1	Kovacevic Nikola	-	-	-	-	
-	2	Kovacevic Uros	-	-	-	-	
-	3	Ivovic Marko	-	-	-	-	
-	4	Petric Nemanja	-	-	1	1	
-	5	Petkovic Vlado	-	-	-	-	
-	7	Stankovic Dragan	-	-	-	-	
-	10	Nikic Milos	-	-	-	-	
-	14	Atanasijevic Aleksandar	-	-	-	-	
-	18	Podrascanin Marko	-	-	-	-	
-	19	Rosic Nikola	-	-	-	-	
-	20	Lisinac Srecko	-	-	-	-	
Others			-	-	-	-	
Total Team			37	1	57	95	9.25



Reception

Eff. %
Limit: 25.00%


Rk	No	Name	Excellents	Faults	Serve Receptions	Total Attempts	Note
1	10	Nikic Milos	14	-	18	32	43.75
2	19	Rosic Nikola	12	1	22	35	31.43
-	1	Kovacevic Nikola	8	-	6	14	
-	9	Jovovic Nikola	-	-	1	1	
-	20	Lisinac Srecko	1	-	-	1	
-	2	Kovacevic Uros	-	-	-	-	
-	3	Ivovic Marko	-	-	-	-	
-	4	Petric Nemanja	-	-	-	-	
-	5	Petkovic Vlado	-	-	-	-	
-	7	Stankovic Dragan	-	-	-	-	
-	14	Atanasijevic Aleksandar	-	-	-	-	
-	18	Podrascanin Marko	-	-	-	-	
Others			-	-	-	-	
Total Team			35	1	47	83	40.96

Match: 81 Date: 13.09.2014 Spectators: 9'400
 City: LODZ
 Hall: ATLAS ARENA
 Match duration: Start: 16:40 End: 18:39 Total: 1:59

Teams	Sets	1	2	3	4	5	Total
SRB	1	27	23	23	20		93
FRA	3	25	25	25	25		100
Set duration		0:27	0:26	0:28	0:22		1:43




FRA • France



Spike

Succ. %
Limit: 15.00%

Rk	No	Name	Spikes	Faults	Shots	Total Attempts	Note
1	7	Tillie Kevin	13	3	7	23	56.52
2	4	Rouzier Antonin	20	9	8	37	54.05
3	9	Ngapeth Earvin	16	3	11	30	53.33
-	14	Le Goff Nicolas	6	1	2	9	
-	10	Le Roux Kevin	2	-	4	6	
-	17	Lafitte Franck	4	1	1	6	
-	6	Toniutti Benjamin	2	-	-	2	
-	21	Sidibe Mory	1	-	-	1	
-	2	Grebennikov Jenia	-	-	-	-	
-	15	Tuia Samuele	-	-	-	-	
-	16	Marechal Nicolas	-	-	-	-	
-	18	Jaumel Yoann	-	-	-	-	
Others			-	-	-	-	
Total Team			64	17	33	114	56.14



Block

Avg. by set


Rk	No	Name	Kill Blocks	Faults	Rebounds	Total Attempts	Note
1	10	Le Roux Kevin	2	10	1	13	0.50
2	6	Toniutti Benjamin	1	5	3	9	0.25
2	4	Rouzier Antonin	1	4	2	7	0.25
2	9	Ngapeth Earvin	1	3	1	5	0.25
2	14	Le Goff Nicolas	1	12	5	18	0.25
-	2	Grebennikov Jenia	-	-	-	-	
-	15	Tuia Samuele	-	-	-	-	
-	16	Marechal Nicolas	-	-	-	-	
-	18	Jaumel Yoann	-	-	-	-	
-	21	Sidibe Mory	-	-	-	-	
-	7	Tillie Kevin	-	5	3	8	
-	17	Lafitte Franck	-	13	1	14	
Others			-	-	-	-	
Total Team			6	52	16	74	1.50

Match: 81 Date: 13.09.2014 Spectators: 9'400
 City: LODZ
 Hall: ATLAS ARENA
 Match duration: Start: 16:40 End: 18:39 Total: 1:59

Teams	Sets	1	2	3	4	5	Total
SRB	1	27	23	23	20		93
FRA	3	25	25	25	25		100
Set duration		0:27	0:26	0:28	0:22		1:43



FRA • France




Serve

Avg. by set

Rk	No	Name	Aces	Faults	Serve Hits	Total Attempts	Note
1	9	Ngapeth Earvin	1	2	14	17	0.25
1	4	Rouzier Antonin	1	5	8	14	0.25
-	2	Grebennikov Jenia	-	-	-	-	
-	14	Le Goff Nicolas	-	-	11	11	
-	15	Tuia Samuele	-	-	-	-	
-	18	Jaumel Yoann	-	-	1	1	
-	21	Sidibe Mory	-	-	-	-	
-	7	Tillie Kevin	-	1	19	20	
-	6	Toniutti Benjamin	-	1	17	18	
-	17	Lafitte Franck	-	1	7	8	
-	16	Marechal Nicolas	-	1	2	3	
-	10	Le Roux Kevin	-	4	3	7	
Others			-	-	-	-	
Total Team			2	15	82	99	0.50

Team

Opponent errors & Team faults	28	-	28
-------------------------------	----	---	----



Dig

Avg. by set


Rk	No	Name	Digs	Faults	Receptions	Total Attempts	Note
1	9	Ngapeth Earvin	14	-	-	14	3.50
2	2	Grebennikov Jenia	10	2	4	16	2.50
3	7	Tillie Kevin	7	-	1	8	1.75
4	6	Toniutti Benjamin	6	1	1	8	1.50
4	4	Rouzier Antonin	6	2	-	8	1.50
6	10	Le Roux Kevin	4	-	-	4	1.00
7	17	Lafitte Franck	3	-	-	3	0.75
8	14	Le Goff Nicolas	2	-	-	2	0.50
9	21	Sidibe Mory	1	-	-	1	0.25
-	15	Tuia Samuele	-	-	-	-	
-	16	Marechal Nicolas	-	-	-	-	
-	18	Jaumel Yoann	-	-	-	-	
Others			-	-	-	-	
Total Team			53	5	6	64	13.25

Match: 81 Date: 13.09.2014 Spectators: 9'400
 City: LODZ
 Hall: ATLAS ARENA
 Match duration: Start: 16:40 End: 18:39 Total: 1:59

Teams	Sets	1	2	3	4	5	Total
SRB	1	27	23	23	20		93
FRA	3	25	25	25	25		100
Set duration		0:27	0:26	0:28	0:22		1:43




FRA • France



Set

Avg. by set

Rk	No	Name	Running Sets	Faults	Still Sets	Total Attempts	Note
1	6	Toniutti Benjamin	33	-	53	86	8.25
2	18	Jaumel Yoann	1	-	4	5	0.25
-	2	Grebennikov Jenia	-	-	-	-	
-	4	Rouzier Antonin	-	-	-	-	
-	7	Tillie Kevin	-	-	-	-	
-	9	Ngapeth Earvin	-	-	-	-	
-	10	Le Roux Kevin	-	-	-	-	
-	14	Le Goff Nicolas	-	-	-	-	
-	15	Tuia Samuele	-	-	-	-	
-	16	Marechal Nicolas	-	-	-	-	
-	17	Lafitte Franck	-	-	-	-	
-	21	Sidibe Mory	-	-	-	-	
Others			-	-	-	-	
Total Team			34	-	57	91	8.50



Reception

Eff. %
Limit: 25.00%


Rk	No	Name	Excellents	Faults	Serve Receptions	Total Attempts	Note
1	2	Grebennikov Jenia	12	1	9	22	50.00
2	9	Ngapeth Earvin	16	3	34	53	24.53
-	7	Tillie Kevin	2	-	3	5	
-	6	Toniutti Benjamin	-	-	1	1	
-	4	Rouzier Antonin	-	-	-	-	
-	10	Le Roux Kevin	-	-	-	-	
-	14	Le Goff Nicolas	-	-	-	-	
-	15	Tuia Samuele	-	-	-	-	
-	16	Marechal Nicolas	-	-	-	-	
-	17	Lafitte Franck	-	-	-	-	
-	18	Jaumel Yoann	-	-	-	-	
-	21	Sidibe Mory	-	-	-	-	
Others			-	-	-	-	
Total Team			30	4	47	81	32.10

Match: 82 Date: 13.09.2014 Spectators: 3'900
 City: BYDGOSZCZ
 Hall: LUCZNICZKA
 Match duration: Start: 20:25 End: 22:00 Total: 1:35

Teams	Sets	1	2	3	4	5	Total
AUS	0	15	19	20			54
USA	3	25	25	25			75
Set duration		0:23	0:30	0:29			1:22




AUS • Australia



Spike

Succ. %
Limit: 15.00%

Rk	No	Name	Spikes	Faults	Shots	Total Attempts	Note
1	6	Edgar Thomas	13	9	10	32	40.63
2	15	Douglas-Powell Thomas Ewen	3	3	7	13	23.08
-	1	Zingel Aidan	3	1	4	8	
-	9	White Adam	1	1	4	6	
-	16	Smith Luke	2	-	3	5	
-	12	Mote Nehemiah	4	-	-	4	
-	14	Sukochev Grigory	1	-	3	4	
-	5	Passier Travis	1	1	-	2	
-	3	Roberts Nathan	-	-	-	-	
-	7	Peacock Harrison	-	-	-	-	
-	11	Perry Luke	-	-	-	-	
-	17	Carroll Paul	-	-	-	-	
Others			-	-	-	-	
Total Team			28	15	31	74	37.84



Block

Avg. by set


Rk	No	Name	Kill Blocks	Faults	Rebounds	Total Attempts	Note
1	1	Zingel Aidan	4	3	5	12	1.33
2	14	Sukochev Grigory	1	-	2	3	0.33
2	12	Mote Nehemiah	1	3	1	5	0.33
-	3	Roberts Nathan	-	-	-	-	
-	7	Peacock Harrison	-	-	-	-	
-	11	Perry Luke	-	-	-	-	
-	17	Carroll Paul	-	-	-	-	
-	6	Edgar Thomas	-	1	2	3	
-	16	Smith Luke	-	1	1	2	
-	5	Passier Travis	-	3	1	4	
-	9	White Adam	-	3	-	3	
-	15	Douglas-Powell Thomas Ewen	-	2	-	2	
Others			-	-	-	-	
Total Team			6	16	12	34	2.00

Match: 82 Date: 13.09.2014 Spectators: 3'900
 City: BYDGOSZCZ
 Hall: LUCZNICZKA
 Match duration: Start: 20:25 End: 22:00 Total: 1:35

Teams	Sets	1	2	3	4	5	Total
AUS	0	15	19	20			54
USA	3	25	25	25			75
Set duration		0:23	0:30	0:29			1:22



AUS • Australia




Serve

Avg. by set

Rk	No	Name	Aces	Faults	Serve Hits	Total Attempts	Note
1	15	Douglas-Powell Thomas Ewen	1	4	4	9	0.33
-	3	Roberts Nathan	-	-	-	-	
-	7	Peacock Harrison	-	-	-	-	
-	11	Perry Luke	-	-	-	-	
-	12	Mote Nehemiah	-	-	3	3	
-	14	Sukochev Grigory	-	-	7	7	
-	17	Carroll Paul	-	-	1	1	
-	16	Smith Luke	-	2	10	12	
-	1	Zingel Aidan	-	2	8	10	
-	5	Passier Travis	-	1	2	3	
-	6	Edgar Thomas	-	3	5	8	
-	9	White Adam	-	1	1	2	
Others			-	-	-	-	
Total Team			1	13	41	55	0.33

Team

Opponent errors & Team faults	19	-	19
-------------------------------	----	---	----



Dig

Avg. by set


Rk	No	Name	Digs	Faults	Receptions	Total Attempts	Note
1	11	Perry Luke	9	1	2	12	3.00
2	6	Edgar Thomas	5	1	1	7	1.67
3	14	Sukochev Grigory	4	2	-	6	1.33
4	1	Zingel Aidan	2	-	1	3	0.67
4	9	White Adam	2	-	-	2	0.67
4	15	Douglas-Powell Thomas Ewen	2	-	-	2	0.67
4	16	Smith Luke	2	-	1	3	0.67
-	3	Roberts Nathan	-	-	-	-	
-	5	Passier Travis	-	-	-	-	
-	17	Carroll Paul	-	-	-	-	
-	7	Peacock Harrison	-	1	-	1	
-	12	Mote Nehemiah	-	1	-	1	
Others			-	12	-	12	
Total Team			26	18	5	49	8.67

Match: 82 Date: 13.09.2014 Spectators: 3'900
 City: BYDGOSZCZ
 Hall: LUCZNICZKA
 Match duration: Start: 20:25 End: 22:00 Total: 1:35

Teams	Sets	1	2	3	4	5	Total
AUS	0	15	19	20			54
USA	3	25	25	25			75
Set duration		0:23	0:30	0:29			1:22




AUS • Australia



Set

Avg. by set

Rk	No	Name	Running Sets	Faults	Still Sets	Total Attempts	Note
1	14	Sukochev Grigory	8	1	46	55	2.67
2	7	Peacock Harrison	1	1	-	2	0.33
-	1	Zingel Aidan	-	-	-	-	
-	3	Roberts Nathan	-	-	-	-	
-	5	Passier Travis	-	-	1	1	
-	6	Edgar Thomas	-	-	-	-	
-	9	White Adam	-	-	1	1	
-	11	Perry Luke	-	-	10	10	
-	12	Mote Nehemiah	-	-	-	-	
-	15	Douglas-Powell Thomas Ewen	-	-	1	1	
-	16	Smith Luke	-	-	1	1	
-	17	Carroll Paul	-	-	1	1	
Others			-	-	-	-	
Total Team			9	2	61	72	3.00



Reception

Eff. %
Limit: 25.00%


Rk	No	Name	Excellents	Faults	Serve Receptions	Total Attempts	Note
1	11	Perry Luke	7	1	7	15	40.00
2	15	Douglas-Powell Thomas Ewen	5	4	6	15	6.67
-	9	White Adam	4	2	8	14	
-	16	Smith Luke	5	3	6	14	
-	1	Zingel Aidan	-	-	-	-	
-	5	Passier Travis	-	-	-	-	
-	6	Edgar Thomas	-	-	-	-	
-	7	Peacock Harrison	-	-	-	-	
-	12	Mote Nehemiah	-	-	-	-	
-	14	Sukochev Grigory	-	-	-	-	
-	17	Carroll Paul	-	-	-	-	
-	3	Roberts Nathan	-	1	1	2	
Others			-	-	-	-	
Total Team			21	11	28	60	16.67

Match: 82 Date: 13.09.2014 Spectators: 3'900
 City: BYDGOSZCZ
 Hall: LUCZNICZKA
 Match duration: Start: 20:25 End: 22:00 Total: 1:35

Teams	Sets	1	2	3	4	5	Total
AUS	0	15	19	20			54
USA	3	25	25	25			75
Set duration		0:23	0:30	0:29			1:22




USA • USA



Spike

Succ. %
Limit: 15.00%

Rk	No	Name	Spikes	Faults	Shots	Total Attempts	Note
1	1	Anderson Matthew	9	4	8	21	42.86
1	6	Lotman Paul	6	3	5	14	42.86
3	3	Sander Taylor	7	3	7	17	41.18
-	17	Holt Maxwell	7	-	2	9	
-	4	Lee David	5	1	-	6	
-	11	Christenson Micah	1	-	1	2	
-	7	Shoji Kawika	-	-	-	-	
-	10	Ciarelli Antonio	-	-	-	-	
-	15	Clark Carson	-	-	-	-	
-	18	Muagututia Garrett	-	-	-	-	
-	20	Smith David	-	-	-	-	
-	22	Shoji Erik	-	-	-	-	
Others			-	-	-	-	
Total Team			35	11	23	69	50.72



Block

Avg. by set

Rk	No	Name	Kill Blocks	Faults	Rebounds	Total Attempts	Note
1	3	Sander Taylor	2	2	3	7	0.67
2	6	Lotman Paul	1	-	-	1	0.33
2	4	Lee David	1	3	5	9	0.33
2	17	Holt Maxwell	1	2	2	5	0.33
2	1	Anderson Matthew	1	4	1	6	0.33
-	7	Shoji Kawika	-	-	-	-	
-	10	Ciarelli Antonio	-	-	-	-	
-	11	Christenson Micah	-	-	4	4	
-	15	Clark Carson	-	-	-	-	
-	18	Muagututia Garrett	-	-	-	-	
-	20	Smith David	-	-	-	-	
-	22	Shoji Erik	-	-	-	-	
Others			-	-	-	-	
Total Team			6	11	15	32	2.00

Match: 82 Date: 13.09.2014 Spectators: 3'900
 City: BYDGOSZCZ
 Hall: LUCZNICZKA
 Match duration: Start: 20:25 End: 22:00 Total: 1:35

Teams	Sets	1	2	3	4	5	Total
AUS	0	15	19	20			54
USA	3	25	25	25			75
Set duration		0:23	0:30	0:29			1:22



USA • USA

Rk	No	Name	Aces	Faults	Serve Hits	Total Attempts	Note
1	3	Sander Taylor	2	1	8	11	0.67
1	6	Lotman Paul	2	3	8	13	0.67
1	1	Anderson Matthew	2	4	5	11	0.67
4	11	Christenson Micah	1	2	12	15	0.33
4	17	Holt Maxwell	1	4	7	12	0.33
-	4	Lee David	-	-	12	12	
-	7	Shoji Kawika	-	-	-	-	
-	10	Ciarelli Antonio	-	-	-	-	
-	15	Clark Carson	-	-	-	-	
-	18	Muagututia Garrett	-	-	-	-	
-	20	Smith David	-	-	-	-	
-	22	Shoji Erik	-	-	-	-	
Others			-	-	-	-	
Total Team			8	14	52	74	2.67

Team	Opponent errors & Team faults	Aces	Faults	Total Attempts
	Opponent errors & Team faults	26	-	26

Rk	No	Name	Digs	Faults	Receptions	Total Attempts	Note
1	1	Anderson Matthew	11	-	-	11	3.67
2	22	Shoji Erik	7	1	1	9	2.33
3	3	Sander Taylor	6	-	1	7	2.00
4	11	Christenson Micah	2	-	1	3	0.67
5	4	Lee David	1	-	-	1	0.33
5	6	Lotman Paul	1	-	2	3	0.33
-	7	Shoji Kawika	-	-	-	-	
-	10	Ciarelli Antonio	-	-	-	-	
-	15	Clark Carson	-	-	-	-	
-	17	Holt Maxwell	-	-	1	1	
-	18	Muagututia Garrett	-	-	-	-	
-	20	Smith David	-	-	-	-	
Others			-	15	-	15	
Total Team			28	16	6	50	9.33




Match: 82 Date: 13.09.2014 Spectators: 3'900
 City: BYDGOSZCZ
 Hall: LUCZNICZKA
 Match duration: Start: 20:25 End: 22:00 Total: 1:35

Teams	Sets	1	2	3	4	5	Total
AUS	0	15	19	20			54
USA	3	25	25	25			75
Set duration		0:23	0:30	0:29			1:22




USA • USA



Set

Avg. by set

Rk	No	Name	Running Sets	Faults	Still Sets	Total Attempts	Note
1	11	Christenson Micah	15	-	43	58	5.00
-	1	Anderson Matthew	-	-	1	1	
-	3	Sander Taylor	-	-	-	-	
-	4	Lee David	-	-	1	1	
-	6	Lotman Paul	-	-	-	-	
-	7	Shoji Kawika	-	-	-	-	
-	10	Ciarelli Antonio	-	-	-	-	
-	15	Clark Carson	-	-	-	-	
-	17	Holt Maxwell	-	-	1	1	
-	18	Muagututia Garrett	-	-	-	-	
-	20	Smith David	-	-	-	-	
-	22	Shoji Erik	-	-	2	2	
Others			-	-	-	-	
Total Team			15	-	48	63	5.00



Reception

Eff. %
Limit: 25.00%

Rk	No	Name	Excellents	Faults	Serve Receptions	Total Attempts	Note
1	3	Sander Taylor	7	2	5	14	35.71
-	6	Lotman Paul	6	-	4	10	
-	22	Shoji Erik	8	-	1	9	
-	1	Anderson Matthew	7	-	1	8	
-	17	Holt Maxwell	1	-	-	1	
-	4	Lee David	-	-	-	-	
-	7	Shoji Kawika	-	-	-	-	
-	10	Ciarelli Antonio	-	-	-	-	
-	11	Christenson Micah	-	-	-	-	
-	15	Clark Carson	-	-	-	-	
-	18	Muagututia Garrett	-	-	-	-	
-	20	Smith David	-	-	-	-	
Others			-	-	-	-	
Total Team			29	2	11	42	64.29

Match: 83 Date: 13.09.2014 Spectators: 3'800

City: KATOWICE


Hall: SPODEK

Match duration: Start: 20:25 End: 22:06 Total: 1:41

Teams	Sets	1	2	3	4	5	Total
GER	0	17	18	24			59
RUS	3	25	25	26			76
Set duration		0:27	0:26	0:35			1:28




GER • Germany



Spike

Succ. %
Limit: 15.00%

Rk	No	Name	Spikes	Faults	Shots	Total Attempts	Note
1	6	Kaliberda Denys	7	3	9	19	36.84
2	9	Grozer György	7	7	13	27	25.93
3	3	Schwarz Sebastian	3	5	6	14	21.43
-	15	Broshog Tim	3	-	1	4	
-	8	Böhme Marcus	2	1	1	4	
-	1	Fromm Christian	1	1	1	3	
-	16	Günthör Max	1	1	-	2	
-	10	Schöps Jochen	1	-	-	1	
-	5	Kühner Sebastian	-	-	-	-	
-	7	Westphal Dirk	-	-	-	-	
-	11	Kampa Lukas	-	-	-	-	
-	12	Tille Ferdinand	-	-	-	-	
Others			-	-	-	-	
Total Team			25	18	31	74	33.78



Block

Avg. by set


Rk	No	Name	Kill Blocks	Faults	Rebounds	Total Attempts	Note
1	8	Böhme Marcus	3	13	1	17	1.00
2	6	Kaliberda Denys	2	4	1	7	0.67
3	9	Grozer György	1	-	2	3	0.33
3	15	Broshog Tim	1	10	1	12	0.33
-	3	Schwarz Sebastian	-	-	-	-	
-	5	Kühner Sebastian	-	-	-	-	
-	10	Schöps Jochen	-	-	-	-	
-	12	Tille Ferdinand	-	-	-	-	
-	11	Kampa Lukas	-	3	1	4	
-	16	Günthör Max	-	6	2	8	
-	1	Fromm Christian	-	1	-	1	
-	7	Westphal Dirk	-	1	-	1	
Others			-	-	-	-	
Total Team			7	38	8	53	2.33

Match: 83 Date: 13.09.2014 Spectators: 3'800
 City: KATOWICE
 Hall: SPODEK
 Match duration: Start: 20:25 End: 22:06 Total: 1:41

Teams	Sets	1	2	3	4	5	Total
GER	0	17	18	24			59
RUS	3	25	25	26			76
Set duration		0:27	0:26	0:35			1:28



GER • Germany




Serve

Avg. by set

Rk	No	Name	Aces	Faults	Serve Hits	Total Attempts	Note
1	9	Grozer György	2	5	5	12	0.67
2	7	Westphal Dirk	1	-	2	3	0.33
-	5	Kühner Sebastian	-	-	1	1	
-	10	Schöps Jochen	-	-	1	1	
-	12	Tille Ferdinand	-	-	-	-	
-	15	Broshog Tim	-	-	7	7	
-	16	Günthör Max	-	-	2	2	
-	11	Kampa Lukas	-	1	10	11	
-	8	Böhme Marcus	-	1	9	10	
-	3	Schwarz Sebastian	-	1	6	7	
-	6	Kaliberda Denys	-	2	3	5	
-	1	Fromm Christian	-	1	1	2	
Others			-	-	-	-	
Total Team			3	11	47	61	1.00

Team

Opponent errors & Team faults	24	-	24
-------------------------------	----	---	----



Dig

Avg. by set


Rk	No	Name	Digs	Faults	Receptions	Total Attempts	Note
1	12	Tille Ferdinand	10	2	-	12	3.33
2	11	Kampa Lukas	5	-	1	6	1.67
3	3	Schwarz Sebastian	4	-	-	4	1.33
3	9	Grozer György	4	1	2	7	1.33
5	6	Kaliberda Denys	3	1	1	5	1.00
6	8	Böhme Marcus	1	-	-	1	0.33
6	15	Broshog Tim	1	-	-	1	0.33
-	5	Kühner Sebastian	-	-	-	-	
-	7	Westphal Dirk	-	-	-	-	
-	10	Schöps Jochen	-	-	-	-	
-	16	Günthör Max	-	-	-	-	
-	1	Fromm Christian	-	1	-	1	
Others			-	-	-	-	
Total Team			28	5	4	37	9.33

Match: 83 Date: 13.09.2014 Spectators: 3'800
 City: KATOWICE
 Hall: SPODEK
 Match duration: Start: 20:25 End: 22:06 Total: 1:41

Teams	Sets	1	2	3	4	5	Total
GER	0	17	18	24			59
RUS	3	25	25	26			76
Set duration		0:27	0:26	0:35			1:28




GER • Germany



Set

Avg. by set

Rk	No	Name	Running Sets	Faults	Still Sets	Total Attempts	Note
1	11	Kampa Lukas	32	1	34	67	10.67
-	1	Fromm Christian	-	-	-	-	
-	3	Schwarz Sebastian	-	-	-	-	
-	5	Kühner Sebastian	-	-	-	-	
-	6	Kaliberda Denys	-	-	-	-	
-	7	Westphal Dirk	-	-	-	-	
-	8	Böhme Marcus	-	-	-	-	
-	9	Grozer György	-	-	-	-	
-	10	Schöps Jochen	-	-	-	-	
-	12	Tille Ferdinand	-	-	-	-	
-	15	Broshog Tim	-	-	-	-	
-	16	Günthör Max	-	-	-	-	
Others			-	-	-	-	
Total Team			32	1	34	67	10.67



Reception

Eff. %
Limit: 25.00%

Rk	No	Name	Excellents	Faults	Serve Receptions	Total Attempts	Note
1	12	Tille Ferdinand	9	1	7	17	47.06
2	6	Kaliberda Denys	16	1	15	32	46.88
-	3	Schwarz Sebastian	2	1	7	10	
-	7	Westphal Dirk	-	-	2	2	
-	1	Fromm Christian	-	-	1	1	
-	5	Kühner Sebastian	-	-	-	-	
-	8	Böhme Marcus	-	-	-	-	
-	9	Grozer György	-	-	-	-	
-	10	Schöps Jochen	-	-	-	-	
-	11	Kampa Lukas	-	-	-	-	
-	15	Broshog Tim	-	-	-	-	
-	16	Günthör Max	-	-	-	-	
Others			-	-	-	-	
Total Team			27	3	32	62	38.71

Match: 83 Date: 13.09.2014 Spectators: 3'800

City: KATOWICE


Hall: SPODEK

Match duration: Start: 20:25 End: 22:06 Total: 1:41

Teams	Sets	1	2	3	4	5	Total
GER	0	17	18	24			59
RUS	3	25	25	26			76
Set duration		0:27	0:26	0:35			1:28




RUS • Russia



Spike

Succ. %
Limit: 15.00%

Rk	No	Name	Spikes	Faults	Shots	Total Attempts	Note
1	9	Spiridonov Alexey	8	1	2	11	72.73
2	18	Moroz Pavel	12	5	5	22	54.55
3	15	Ilinykh Dmitriy	9	3	11	23	39.13
-	13	Muserskiy Dmitriy	6	2	1	9	
-	3	Apalikov Nikolay	5	-	-	5	
-	5	Grankin Sergey	1	-	-	1	
-	2	Makarov Sergey	-	-	-	-	
-	8	Biriukov Denis	-	-	-	-	
-	10	Savin Sergey	-	-	-	-	
-	14	Volvich Artem	-	-	-	-	
-	20	Ermakov Artem	-	-	-	-	
-	21	Golubev Valentin	-	-	-	-	
Others			-	-	-	-	
Total Team			41	11	19	71	57.75



Block

Avg. by set

Rk	No	Name	Kill Blocks	Faults	Rebounds	Total Attempts	Note
1	3	Apalikov Nikolay	3	9	2	14	1.00
2	5	Grankin Sergey	2	3	3	8	0.67
2	13	Muserskiy Dmitriy	2	8	5	15	0.67
4	18	Moroz Pavel	1	1	3	5	0.33
4	9	Spiridonov Alexey	1	1	2	4	0.33
4	15	Ilinykh Dmitriy	1	4	3	8	0.33
-	2	Makarov Sergey	-	-	-	-	
-	8	Biriukov Denis	-	-	-	-	
-	10	Savin Sergey	-	-	-	-	
-	14	Volvich Artem	-	-	-	-	
-	20	Ermakov Artem	-	-	-	-	
-	21	Golubev Valentin	-	-	-	-	
Others			-	-	-	-	
Total Team			10	26	18	54	3.33

Match: 83 Date: 13.09.2014 Spectators: 3'800

City: KATOWICE

Hall: SPODEK


Match duration: Start: 20:25 End: 22:06 Total: 1:41

Teams	Sets	1	2	3	4	5	Total
GER	0	17	18	24			59
RUS	3	25	25	26			76
Set duration		0:27	0:26	0:35			1:28



RUS • Russia

Rk	No	Name	Aces	Faults	Serve Hits	Total Attempts	Note
1	13	Muserskiy Dmitriy	2	4	8	14	0.67
2	15	Ilinykh Dmitriy	1	1	14	16	0.33
-	2	Makarov Sergey	-	-	-	-	
-	8	Biriukov Denis	-	-	-	-	
-	10	Savin Sergey	-	-	-	-	
-	14	Volvich Artem	-	-	-	-	
-	20	Ermakov Artem	-	-	-	-	
-	21	Golubev Valentin	-	-	-	-	
-	5	Grankin Sergey	-	1	11	12	
-	9	Spiridonov Alexey	-	1	11	12	
-	3	Apalikov Nikolay	-	1	10	11	
-	18	Moroz Pavel	-	4	5	9	
Others			-	-	-	-	
Total Team			3	12	59	74	1.00




Serve

Avg. by set

Team	Opponent errors & Team faults	Aces	Faults	Total Attempts
	Opponent errors & Team faults	22	-	22

Rk	No	Name	Digs	Faults	Receptions	Total Attempts	Note
1	21	Golubev Valentin	17	1	2	20	5.67
2	5	Grankin Sergey	9	1	-	10	3.00
3	13	Muserskiy Dmitriy	6	-	1	7	2.00
3	18	Moroz Pavel	6	-	1	7	2.00
5	15	Ilinykh Dmitriy	5	3	1	9	1.67
6	9	Spiridonov Alexey	3	1	-	4	1.00
7	2	Makarov Sergey	1	-	-	1	0.33
7	14	Volvich Artem	1	-	-	1	0.33
-	3	Apalikov Nikolay	-	-	-	-	
-	8	Biriukov Denis	-	-	-	-	
-	10	Savin Sergey	-	-	-	-	
-	20	Ermakov Artem	-	-	-	-	
Others			-	-	-	-	
Total Team			48	6	5	59	16.00



Dig


Avg. by set

Match: 83 Date: 13.09.2014 Spectators: 3'800
 City: KATOWICE
 Hall: SPODEK
 Match duration: Start: 20:25 End: 22:06 Total: 1:41

Teams	Sets	1	2	3	4	5	Total
GER	0	17	18	24			59
RUS	3	25	25	26			76
Set duration		0:27	0:26	0:35			1:28




RUS • Russia



Set

Avg. by set

Rk	No	Name	Running Sets	Faults	Still Sets	Total Attempts	Note
1	5	Grankin Sergey	24	-	29	53	8.00
2	2	Makarov Sergey	1	-	-	1	0.33
-	3	Apalikov Nikolay	-	-	-	-	
-	8	Biriukov Denis	-	-	-	-	
-	9	Spiridonov Alexey	-	-	-	-	
-	10	Savin Sergey	-	-	-	-	
-	13	Muserskiy Dmitriy	-	-	-	-	
-	14	Volvich Artem	-	-	-	-	
-	15	Ilinykh Dmitriy	-	-	-	-	
-	18	Moroz Pavel	-	-	-	-	
-	20	Ermakov Artem	-	-	-	-	
-	21	Golubev Valentin	-	-	-	-	
Others			-	-	-	-	
Total Team			25	-	29	54	8.33



Reception

Eff. %
Limit: 25.00%

Rk	No	Name	Excellents	Faults	Serve Receptions	Total Attempts	Note
1	9	Spiridonov Alexey	9	1	10	20	40.00
2	21	Golubev Valentin	6	1	7	14	35.71
3	15	Ilinykh Dmitriy	4	2	9	15	13.33
-	3	Apalikov Nikolay	-	-	1	1	
-	2	Makarov Sergey	-	-	-	-	
-	5	Grankin Sergey	-	-	-	-	
-	8	Biriukov Denis	-	-	-	-	
-	10	Savin Sergey	-	-	-	-	
-	13	Muserskiy Dmitriy	-	-	-	-	
-	14	Volvich Artem	-	-	-	-	
-	18	Moroz Pavel	-	-	-	-	
-	20	Ermakov Artem	-	-	-	-	
Others			-	-	-	-	
Total Team			19	4	27	50	30.00

Match: 84 Date: 13.09.2014 Spectators: 2'640

City: WROCLAW


Hall: HALA STULECIA

Match duration: Start: 20:25 End: 22:09 Total: 1:44

Teams	Sets	1	2	3	4	5	Total
CUB	3	25	25	30			80
BUL	0	23	18	28			69
Set duration		0:30	0:26	0:35			1:31




CUB • Cuba



Spike

Succ. %
Limit: 15.00%

Rk	No	Name	Spikes	Faults	Shots	Total Attempts	Note
1	20	Uriarte Mestre Osmany Santiago	19	2	7	28	67.86
2	4	Jimenez Scull Javier Ernesto	9	3	11	23	39.13
-	16	Mesa Sandoval Isbel	6	-	2	8	
-	9	Osoria Rodriguez Livan	5	2	1	8	
-	17	Chapman Pineiro Felix Emilio	3	-	4	7	
-	8	Cepeda Abreu Rolando	4	1	1	6	
-	2	Romero Valdes Inovel	-	-	-	-	
-	3	Calvo Manzano Ricardo Norberto	-	-	-	-	
-	5	Macias Infante Leandro	-	-	-	-	
-	6	Gutierrez Torna Keibel	-	-	-	-	
-	12	Alfonso Gavilan Abrahan	-	-	-	-	
-	13	Fiel Rodriguez David	-	-	-	-	
Others			-	-	-	-	
Total Team			46	8	26	80	57.50



Block

Avg. by set

Rk	No	Name	Kill Blocks	Faults	Rebounds	Total Attempts	Note
1	9	Osoria Rodriguez Livan	3	3	3	9	1.00
2	17	Chapman Pineiro Felix Emilio	2	5	1	8	0.67
-	2	Romero Valdes Inovel	-	-	1	1	
-	3	Calvo Manzano Ricardo Norberto	-	-	-	-	
-	6	Gutierrez Torna Keibel	-	-	-	-	
-	12	Alfonso Gavilan Abrahan	-	-	-	-	
-	13	Fiel Rodriguez David	-	-	-	-	
-	5	Macias Infante Leandro	-	3	3	6	
-	4	Jimenez Scull Javier Ernesto	-	7	5	12	
-	16	Mesa Sandoval Isbel	-	9	6	15	
-	20	Uriarte Mestre Osmany Santiago	-	3	2	5	
-	8	Cepeda Abreu Rolando	-	1	-	1	
Others			-	-	-	-	
Total Team			5	31	21	57	1.67


Match: 84 Date: 13.09.2014 Spectators: 2'640
 City: WROCLAW
 Hall: HALA STULECIA
 Match duration: Start: 20:25 End: 22:09 Total: 1:44

Teams	Sets	1	2	3	4	5	Total
CUB	3	25	25	30			80
BUL	0	23	18	28			69
Set duration		0:30	0:26	0:35			1:31



CUB • Cuba

Rk	No	Name	Aces	Faults	Serve Hits	Total Attempts	Note
1	16	Mesa Sandoval Isbel	1	-	8	9	0.33
1	17	Chapman Pineiro Felix Emilio	1	2	16	19	0.33
-	2	Romero Valdes Inovel	-	-	-	-	
-	3	Calvo Manzano Ricardo Norberto	-	-	-	-	
-	6	Gutierrez Torna Keibel	-	-	-	-	
-	8	Cepeda Abreu Rolando	-	-	2	2	
-	13	Fiel Rodriguez David	-	-	-	-	
-	5	Macias Infante Leandro	-	1	14	15	
-	4	Jimenez Scull Javier Ernesto	-	1	8	9	
-	20	Uriarte Mestre Osmany Santiago	-	3	10	13	
-	9	Osoria Rodriguez Livan	-	3	6	9	
-	12	Alfonso Gavilan Abrahan	-	2	1	3	
Others			-	-	-	-	
Total Team			2	12	65	79	0.67




Serve

Avg. by set

Team	Opponent errors & Team faults	Aces	Faults	Total Attempts
		27	1	28

Rk	No	Name	Digs	Faults	Receptions	Total Attempts	Note
1	6	Gutierrez Torna Keibel	14	2	1	17	4.67
2	9	Osoria Rodriguez Livan	8	-	2	10	2.67
3	20	Uriarte Mestre Osmany Santiago	7	2	-	9	2.33
4	16	Mesa Sandoval Isbel	6	-	-	6	2.00
4	5	Macias Infante Leandro	6	2	3	11	2.00
6	17	Chapman Pineiro Felix Emilio	4	2	1	7	1.33
7	2	Romero Valdes Inovel	1	-	-	1	0.33
7	3	Calvo Manzano Ricardo Norberto	1	-	-	1	0.33
7	4	Jimenez Scull Javier Ernesto	1	4	3	8	0.33
7	8	Cepeda Abreu Rolando	1	1	-	2	0.33
-	12	Alfonso Gavilan Abrahan	-	-	-	-	
-	13	Fiel Rodriguez David	-	-	-	-	
Others			-	-	-	-	
Total Team			49	13	10	72	16.33



Dig

Avg. by set

Match: 84 Date: 13.09.2014 Spectators: 2'640

City: WROCLAW


Hall: HALA STULECIA

Match duration: Start: 20:25 End: 22:09 Total: 1:44

Teams	Sets	1	2	3	4	5	Total
CUB	3	25	25	30			80
BUL	0	23	18	28			69
Set duration		0:30	0:26	0:35			1:31




CUB • Cuba



Set

Avg. by set

Rk	No	Name	Running Sets	Faults	Still Sets	Total Attempts	Note
1	5	Macias Infante Leandro	29	1	40	70	9.67
-	2	Romero Valdes Inovel	-	-	-	-	
-	3	Calvo Manzano Ricardo Norberto	-	-	-	-	
-	4	Jimenez Scull Javier Ernesto	-	-	-	-	
-	6	Gutierrez Torna Keibel	-	-	-	-	
-	8	Cepeda Abreu Rolando	-	-	-	-	
-	9	Osoria Rodriguez Livan	-	-	-	-	
-	12	Alfonso Gavilan Abraham	-	-	-	-	
-	13	Fiel Rodriguez David	-	-	-	-	
-	16	Mesa Sandoval Isbel	-	-	-	-	
-	17	Chapman Pineiro Felix Emilio	-	-	-	-	
-	20	Uriarte Mestre Osmany Santiago	-	-	-	-	
Others			-	-	-	-	
Total Team			29	1	40	70	9.67



Reception

Eff. %
Limit: 25.00%

Rk	No	Name	Excellents	Faults	Serve Receptions	Total Attempts	Note
1	6	Gutierrez Torna Keibel	7	2	5	14	35.71
2	20	Uriarte Mestre Osmany Santiago	12	1	21	34	32.35
-	4	Jimenez Scull Javier Ernesto	1	-	3	4	
-	2	Romero Valdes Inovel	1	-	-	1	
-	3	Calvo Manzano Ricardo Norberto	-	-	-	-	
-	5	Macias Infante Leandro	-	-	-	-	
-	8	Cepeda Abreu Rolando	-	-	-	-	
-	9	Osoria Rodriguez Livan	-	-	-	-	
-	12	Alfonso Gavilan Abraham	-	-	-	-	
-	13	Fiel Rodriguez David	-	-	-	-	
-	16	Mesa Sandoval Isbel	-	-	-	-	
-	17	Chapman Pineiro Felix Emilio	-	-	-	-	
Others			-	-	-	-	
Total Team			21	3	29	53	33.96

Match: 84 Date: 13.09.2014 Spectators: 2'640

City: WROCLAW


Hall: HALA STULECIA

Match duration: Start: 20:25 End: 22:09 Total: 1:44

Teams	Sets	1	2	3	4	5	Total
CUB	3	25	25	30			80
BUL	0	23	18	28			69
Set duration		0:30	0:26	0:35			1:31




BUL • Bulgaria



Spike

Succ. %
Limit: 15.00%

Rk	No	Name	Spikes	Faults	Shots	Total Attempts	Note
1	15	Aleksiev Todor	9	3	5	17	52.94
2	19	Sokolov Tsvetan	11	4	10	25	44.00
-	6	Milushev Danail	4	3	3	10	
-	8	Skrimov Todor	2	1	6	9	
-	14	Todorov Teodor	5	1	3	9	
-	7	Gradinarov Miroslav	2	-	4	6	
-	5	Gotsev Svetoslav	4	-	1	5	
-	17	Penchev Nikolay	2	1	2	5	
-	3	Zhekov Andrey	3	-	1	4	
-	4	Bozhilov Martin	-	-	-	-	
-	9	Dimitrov Dobromir	-	-	-	-	
-	13	Salparov Teodor	-	-	-	-	
Others			-	-	-	-	
Total Team			42	13	35	90	46.67



Block

Avg. by set


Rk	No	Name	Kill Blocks	Faults	Rebounds	Total Attempts	Note
1	5	Gotsev Svetoslav	3	9	4	16	1.00
2	3	Zhekov Andrey	2	6	5	13	0.67
3	14	Todorov Teodor	1	4	2	7	0.33
3	7	Gradinarov Miroslav	1	3	1	5	0.33
-	4	Bozhilov Martin	-	-	-	-	
-	13	Salparov Teodor	-	-	-	-	
-	9	Dimitrov Dobromir	-	1	1	2	
-	6	Milushev Danail	-	1	-	1	
-	8	Skrimov Todor	-	2	-	2	
-	15	Aleksiev Todor	-	5	-	5	
-	17	Penchev Nikolay	-	1	-	1	
-	19	Sokolov Tsvetan	-	3	-	3	
Others			-	-	-	-	
Total Team			7	35	13	55	2.33

Match: 84 Date: 13.09.2014 Spectators: 2'640
 City: WROCLAW
 Hall: HALA STULECIA
 Match duration: Start: 20:25 End: 22:09 Total: 1:44

Teams	Sets	1	2	3	4	5	Total
CUB	3	25	25	30			80
BUL	0	23	18	28			69
Set duration		0:30	0:26	0:35			1:31



BUL • Bulgaria




Serve

Avg. by set

Rk	No	Name	Aces	Faults	Serve Hits	Total Attempts	Note
1	8	Skrimov Todor	1	3	4	8	0.33
-	4	Bozhilov Martin	-	-	-	-	
-	9	Dimitrov Dobromir	-	-	1	1	
-	13	Salparov Teodor	-	-	-	-	
-	15	Aleksiev Todor	-	1	11	12	
-	14	Todorov Teodor	-	1	8	9	
-	7	Gradinarov Miroslav	-	1	7	8	
-	5	Gotsev Svetoslav	-	2	6	8	
-	19	Sokolov Tsvetan	-	2	5	7	
-	3	Zhekov Andrey	-	3	6	9	
-	6	Milushev Danail	-	3	3	6	
-	17	Penchev Nikolay	-	1	1	2	
Others			-	-	-	-	
Total Team			1	17	52	70	0.33

Team

Opponent errors & Team faults	19	1		20	
-------------------------------	----	---	--	----	--



Dig

Avg. by set

Rk	No	Name	Digs	Faults	Receptions	Total Attempts	Note
1	13	Salparov Teodor	17	3	2	22	5.67
2	3	Zhekov Andrey	5	-	-	5	1.67
2	17	Penchev Nikolay	5	-	3	8	1.67
2	6	Milushev Danail	5	2	-	7	1.67
5	15	Aleksiev Todor	4	1	1	6	1.33
6	7	Gradinarov Miroslav	2	2	-	4	0.67
7	9	Dimitrov Dobromir	1	-	1	2	0.33
7	14	Todorov Teodor	1	-	2	3	0.33
7	5	Gotsev Svetoslav	1	1	-	2	0.33
-	4	Bozhilov Martin	-	-	-	-	
-	8	Skrimov Todor	-	-	1	1	
-	19	Sokolov Tsvetan	-	2	1	3	
Others			-	-	-	-	
Total Team			41	11	11	63	13.67

Match: 84 Date: 13.09.2014 Spectators: 2'640

City: WROCLAW


Hall: HALA STULECIA

Match duration: Start: 20:25 End: 22:09 Total: 1:44

Teams	Sets	1	2	3	4	5	Total
CUB	3	25	25	30			80
BUL	0	23	18	28			69
Set duration		0:30	0:26	0:35			1:31




BUL • Bulgaria



Set

Avg. by set

Rk	No	Name	Running Sets	Faults	Still Sets	Total Attempts	Note
1	3	Zhekov Andrey	21	1	40	62	7.00
2	9	Dimitrov Dobromir	5	-	7	12	1.67
-	4	Bozhilov Martin	-	-	-	-	
-	5	Gotsev Svetoslav	-	-	2	2	
-	6	Milushev Danail	-	-	-	-	
-	7	Gradinarov Miroslav	-	-	-	-	
-	8	Skrimov Todor	-	-	-	-	
-	13	Salparov Teodor	-	-	-	-	
-	14	Todorov Teodor	-	-	-	-	
-	15	Aleksiev Todor	-	-	-	-	
-	17	Penchev Nikolay	-	-	-	-	
-	19	Sokolov Tsvetan	-	-	-	-	
Others			-	-	-	-	
Total Team			26	1	49	76	8.67



Reception

Eff. %
Limit: 25.00%

Rk	No	Name	Excellents	Faults	Serve Receptions	Total Attempts	Note
1	7	Gradinarov Miroslav	9	-	10	19	47.37
2	17	Penchev Nikolay	11	2	9	22	40.91
-	15	Aleksiev Todor	6	-	7	13	
-	13	Salparov Teodor	2	-	6	8	
-	8	Skrimov Todor	2	-	2	4	
-	3	Zhekov Andrey	-	-	1	1	
-	4	Bozhilov Martin	-	-	-	-	
-	5	Gotsev Svetoslav	-	-	-	-	
-	6	Milushev Danail	-	-	-	-	
-	9	Dimitrov Dobromir	-	-	-	-	
-	14	Todorov Teodor	-	-	-	-	
-	19	Sokolov Tsvetan	-	-	-	-	
Others			-	-	-	-	
Total Team			30	2	35	67	41.79



FIVBTM

FÉDÉRATION INTERNATIONALE
DE VOLLEYBALL