

**FIVB**<sup>TM</sup>



**VOLLEYBALL**  
**MEN'S WORLD**  
**CHAMPIONSHIP**  
**POLAND 2014**

---

Öæã Áó ||^çá Áp[ È

## FIVB Men's Volleyball World Championship 2014 Pool B - Preliminary Round

**Match:** 31 **Date:** 05.09.2014 **Spectators:** 1'000  
**City:** Katowice  
**Hall:** Spodek  
**Match duration:** Start: 13:10 End: 15:13 Total: 2:03

| Teams               | Sets     | 1    | 2    | 3    | 4    | 5 | Total |
|---------------------|----------|------|------|------|------|---|-------|
| <b>KOR</b>          | <b>1</b> | 21   | 25   | 14   | 22   |   | 82    |
| <b>CUB</b>          | <b>3</b> | 25   | 23   | 25   | 25   |   | 98    |
| <b>Set duration</b> |          | 0:25 | 0:29 | 0:22 | 0:31 |   | 1:47  |

**Referees:** SANTI Simone (ITA) & MAROSZEK Wojciech (POL)

| KOR • Korea |                 | 1 | 2 | 3 | 4 | 5 | Pts |
|-------------|-----------------|---|---|---|---|---|-----|
| 1           | Song Myung-Geun | □ | □ | ■ | ■ |   | 2   |
| 2           | Han Sun-Soo     | ■ | ■ | ■ | ■ |   | 7   |
| 4           | Shin Yung-Suk   | ■ | ■ | ■ | ■ |   | 7   |
| 6           | Lee Min-Gyu     |   | □ | ■ | □ |   | 3   |
| 8           | Park Sang-Ha    | ■ | ■ |   |   |   | 5   |
| 9           | Kwak Seung-Suk  | ■ | ■ | ■ | ■ |   | 4   |
| 10 L        | Bu Yong-Chan    | L | L | L |   |   |     |
| 11          | Choi Min-Ho     |   | □ | ■ | ■ |   | 4   |
| 12          | Jeon Kwang-In   | ■ | ■ |   |   |   | 7   |
| 13          | Park Chul-Woo   | ■ | □ | ■ | ■ |   | 14  |
| 17          | Seo Jae-Duck    | □ | ■ |   |   |   | 2   |
| 19 L        | Jeong Minsu     | L | L | L | L |   |     |

**Coach:** PARK Kiwon  
**Assistant:** IM Dohun

| CUB • Cuba |                                | 1 | 2 | 3 | 4 | 5 | Pts |
|------------|--------------------------------|---|---|---|---|---|-----|
| 2          | Romero Valdes Inovel           | □ | □ |   |   |   |     |
| 3          | Calvo Manzano Ricardo Norberto | □ | □ |   | □ |   |     |
| 4          | Jimenez Scull Javier Ernesto   | ■ | ■ | ■ | □ |   | 12  |
| 5          | Macias Infante Leandro         | ■ | ■ | ■ | ■ |   | 3   |
| 6 L        | Gutierrez Torna Keibel         | L | L | L | L |   |     |
| 8          | Cepeda Abreu Rolando           | ■ | ■ | ■ | ■ |   | 10  |
| 9          | Osoria Rodriguez Livan         | □ | □ |   |   |   | 1   |
| 12         | Alfonso Gavilan Abraham        | □ |   | □ | ■ |   | 4   |
| 13         | Fiel Rodriguez David           | ■ | ■ | ■ | ■ |   | 6   |
| 16         | Mesa Sandoval Isbel            |   |   |   |   | □ |     |
| 17         | Chapman Piñeiro Felix Emilio   | ■ | ■ | ■ | ■ |   | 14  |
| 20         | Uriarte Mestre Osmany Santiago | ■ | ■ | ■ | ■ |   | 17  |

**Coach:** Rodolfo Luis Sanchez (CUB)  
**Assistant:** Victor Andres Garcia (CUB)

### TEAMS AND PLAYERS PERFORMANCES

| Won Pts   | Total Atts | No Name           | Scoring Skills     | Won Pts   | Total Atts | No Name                  |
|-----------|------------|-------------------|--------------------|-----------|------------|--------------------------|
| <b>38</b> | <b>94</b>  | <b>Total Team</b> |                    | <b>46</b> | <b>87</b>  | <b>Total Team</b>        |
| 12        | 28         | 13 Park Chul-Woo  | <b>Spike</b>       | 16        | 26         | 20 Uriarte Mestre Osmany |
| 7         | 12         | 12 Jeon Kwang-In  |                    | 9         | 16         | 4 Jimenez Scull Javier   |
| 5         | 8          | 4 Shin Yung-Suk   |                    | 6         | 8          | 17 Chapman Piñeiro Felix |
| <b>4</b>  | <b>60</b>  | <b>Total Team</b> | <b>Block</b>       | <b>15</b> | <b>68</b>  | <b>Total Team</b>        |
| 1         | 8          | 6 Lee Min-Gyu     |                    | 7         | 18         | 17 Chapman Piñeiro Felix |
| 1         | 5          | 9 Kwak Seung-Suk  |                    | 2         | 22         | 13 Fiel Rodriguez David  |
| 1         | 9          | 8 Park Sang-Ha    |                    | 1         | 2          | 4 Jimenez Scull Javier   |
| <b>6</b>  | <b>83</b>  | <b>Total Team</b> | <b>Serve</b>       | <b>6</b>  | <b>97</b>  | <b>Total Team</b>        |
| 2         | 10         | 6 Lee Min-Gyu     |                    | 3         | 23         | 8 Cepeda Abreu Rolando   |
| 2         | 13         | 13 Park Chul-Woo  |                    | 2         | 10         | 4 Jimenez Scull Javier   |
| 1         | 17         | 4 Shin Yung-Suk   |                    | 1         | 13         | 17 Chapman Piñeiro Felix |
| <b>34</b> |            | <b>Total Team</b> | <b>Opp. error</b>  | <b>31</b> |            | <b>Total Team</b>        |
| <b>82</b> | <b>237</b> | <b>Total Team</b> | <b>Total</b>       | <b>98</b> | <b>252</b> | <b>Total Team</b>        |
| 14        | 44         | 13 Park Chul-Woo  | <b>Best Scorer</b> | 17        | 45         | 20 Uriarte Mestre Osmany |

■ Starting line-up    Pts = Points scored    [nn] = Captain  
□ Substitute    Atts = Attempts    L = Libero  
Opp = Opponent



## FIVB Men's Volleyball World Championship 2014 Pool C - Preliminary Round

**Match:** 32 **Date:** 05.09.2014 **Spectators:** 2'100  
**City:** Gdansk  
**Hall:** Ergo Arena  
**Match duration:** Start: 13:10 End: 14:51 Total: 1:41

| Teams               | Sets | 1    | 2    | 3    | 4 | 5 | Total |
|---------------------|------|------|------|------|---|---|-------|
| CHN                 | 0    | 23   | 23   | 19   |   |   | 65    |
| BUL                 | 3    | 25   | 25   | 25   |   |   | 75    |
| <b>Set duration</b> |      | 0:32 | 0:30 | 0:26 |   |   | 1:28  |

**Referees:** Goran GRADINSKI (SRB) & Jafaar ALI (BRN)

| CHN • China |                | 1 | 2 | 3 | 4 | 5 | Pts |
|-------------|----------------|---|---|---|---|---|-----|
| 3           | Yuan Zhi       | ■ | ■ |   |   |   | 8   |
| 6           | Liang Chunlong | ■ | ■ |   |   |   | 1   |
| 7           | Zhong Weijun   | ■ | ■ | ■ |   |   | 12  |
| 8           | Cui Jianjun    | ■ | ■ | ■ |   |   | 5   |
| 9           | Jiao Shuai     | ■ | ■ |   |   |   | 2   |
| 11          | Geng Xin       | ■ | ■ | ■ |   |   | 13  |
| 12          | L Kong Fanwei  |   |   |   | L |   |     |
| 13          | Kou Zhichao    |   |   | □ | ■ |   | 4   |
| 14          | Xu Jingtao     |   |   | □ | ■ |   | 1   |
| 15          | Li Runming     |   |   | □ | □ | ■ |     |
| 16          | L Ren Qi       |   | L | L | L |   |     |
| 18          | Ji Daoshuai    |   |   |   |   | □ |     |

**Coach:** XIE Guochen  
**Assistant:** YANG Liqun

| BUL • Bulgaria |                     | 1 | 2 | 3 | 4 | 5 | Pts |
|----------------|---------------------|---|---|---|---|---|-----|
| 3              | Zhekov Andrey       | ■ | ■ | ■ |   |   | 4   |
| 5              | Gotsev Svetoslav    | ■ | ■ | ■ |   |   | 7   |
| 6              | Milushev Danail     |   |   | □ | ■ |   | 10  |
| 7              | Gradinarov Miroslav | □ | □ |   |   |   | 1   |
| 8              | Skrimov Todor       | □ | ■ | ■ |   |   | 12  |
| 9              | Dimitrov Dobromir   |   |   |   |   |   |     |
| 12             | Yosifov Viktor      | ■ | ■ | ■ |   |   | 6   |
| 13             | L Salparov Teodor   | L | L | L |   |   |     |
| 14             | Todorov Teodor      |   |   |   |   |   |     |
| 15             | Aleksiev Todor      | ■ | □ |   |   |   | 1   |
| 17             | Penchev Nikolay     | ■ | ■ | ■ |   |   | 6   |
| 19             | Sokolov Tsvetan     | ■ | ■ |   |   |   | 6   |

**Coach:** Plamen Konstantinov (BUL)  
**Assistant:** Alessandro Piroli (ITA)

### TEAMS AND PLAYERS PERFORMANCES

| Won Pts   | Total Atts | No Name           | Scoring Skills     | Won Pts   | Total Atts         | No Name            |
|-----------|------------|-------------------|--------------------|-----------|--------------------|--------------------|
| <b>31</b> | <b>88</b>  | <b>Total Team</b> |                    | <b>37</b> | <b>84</b>          | <b>Total Team</b>  |
| 10        | 28         | 7 Zhong Weijun    | <b>Spike</b>       | 11        | 18                 | 8 Skrimov Todor    |
| 8         | 11         | 11 Geng Xin       |                    | 9         | 19                 | 6 Milushev Danail  |
| 6         | 19         | 3 Yuan Zhi        |                    | 5         | 9                  | 17 Penchev Nikolay |
| <b>8</b>  | <b>49</b>  | <b>Total Team</b> | <b>Block</b>       | <b>12</b> | <b>40</b>          | <b>Total Team</b>  |
| 3         | 12         | 11 Geng Xin       |                    | 4         | 12                 | 12 Yosifov Viktor  |
| 2         | 6          | 9 Jiao Shuai      |                    | 3         | 7                  | 3 Zhekov Andrey    |
| 1         | 3          | 7 Zhong Weijun    | 2                  | 11        | 5 Gotsev Svetoslav |                    |
| <b>7</b>  | <b>66</b>  | <b>Total Team</b> | <b>Serve</b>       | <b>4</b>  | <b>74</b>          | <b>Total Team</b>  |
| 2         | 10         | 11 Geng Xin       |                    | 1         | 11                 | 3 Zhekov Andrey    |
| 2         | 8          | 13 Kou Zhichao    |                    | 1         | 13                 | 5 Gotsev Svetoslav |
| 1         | 8          | 8 Cui Jianjun     | 1                  | 9         | 6 Milushev Danail  |                    |
| <b>19</b> |            | <b>Total Team</b> | <b>Opp. error</b>  | <b>22</b> |                    | <b>Total Team</b>  |
| <b>65</b> | <b>203</b> | <b>Total Team</b> | <b>Total</b>       | <b>75</b> | <b>198</b>         | <b>Total Team</b>  |
| 13        | 33         | 11 Geng Xin       | <b>Best Scorer</b> | 12        | 24                 | 8 Skrimov Todor    |

■ Starting line-up    Pts = Points scored    [nn] = Captain  
□ Substitute        Atts = Attempts        L = Libero  
Opp = Opponent



## FIVB Men's Volleyball World Championship 2014 Pool B - Preliminary Round

**Match:** 33 **Date:** 05.09.2014 **Spectators:** 3'300  
**City:** Katowice  
**Hall:** Spodek  
**Match duration:** Start: 16:40 End: 18:27 Total: 1:47

| Teams               | Sets | 1    | 2    | 3    | 4    | 5 | Total |
|---------------------|------|------|------|------|------|---|-------|
| GER                 | 3    | 25   | 25   | 21   | 25   |   | 96    |
| TUN                 | 1    | 13   | 19   | 25   | 12   |   | 69    |
| <b>Set duration</b> |      | 0:20 | 0:24 | 0:27 | 0:20 |   | 1:31  |

**Referees:** SHAHMIRI Mohammad (IRI) & MACIAS Luis Gerardo (MEX)

| GER • Germany |                     | 1 | 2 | 3 | 4 | 5 | Pts |
|---------------|---------------------|---|---|---|---|---|-----|
| 1             | Fromm Christian     | ■ | ■ | ■ |   |   | 10  |
| 2             | L Steuerwald Markus | L | L | L | L |   |     |
| 3             | Schwarz Sebastian   |   |   |   |   |   |     |
| 5             | Kühner Sebastian    |   | □ |   |   | □ | 1   |
| 6             | Kaliberda Denys     | ■ | ■ | □ | ■ |   | 10  |
| 7             | Westphal Dirk       |   | □ | ■ | ■ |   | 7   |
| 8             | Böhme Marcus        | ■ | ■ | ■ | ■ |   | 12  |
| 9             | Grozer György       |   |   |   |   | ■ | 5   |
| 10            | Schöps Jochen       | ■ | ■ | ■ |   |   | 9   |
| 11            | Kampa Lukas         | ■ | ■ | ■ | ■ |   | 2   |
| 15            | Broshog Tim         | ■ | ■ | ■ | ■ |   | 7   |
| 18            | Andrei Michael      |   | □ | □ |   |   | 1   |

| TUN • Tunisia |                               | 1 | 2 | 3 | 4 | 5 | Pts |
|---------------|-------------------------------|---|---|---|---|---|-----|
| 2             | Kadhi Ahmed                   |   |   |   |   |   |     |
| 4             | Garci Marouen                 | ■ | ■ | ■ | ■ |   | 12  |
| 5             | Sellami Samir                 | ■ | ■ |   |   |   |     |
| 6             | Ben Othmen Miladi Mohamed Ali |   | □ | ■ | ■ |   | 9   |
| 7             | Karamosli Elyes               | ■ |   |   | □ |   | 2   |
| 10            | Nagga Hamza                   | ■ | ■ |   |   |   | 4   |
| 11            | Moalla Ismail                 | □ | ■ | ■ | ■ |   | 3   |
| 12            | L Taouerghi Anouer            | L | L | L | L |   |     |
| 15            | Kaabi Hichem                  | □ | □ | □ | □ |   | 3   |
| 16            | Ben Slimene Khaled            | □ | □ | ■ | ■ |   |     |
| 20            | Agrebi Omar                   | ■ | ■ | ■ | ■ |   | 2   |
| 21            | Miladi Nabil                  | ■ | ■ | ■ | ■ |   | 2   |

**Coach:** Mr. Vital HEYNEN (BEL)  
**Assistant:** Mr. Stefan HÜBNER (GER)

**Coach:** Fethi Mkaouar (TUN)  
**Assistant:** Riadh Hedhili (TUN)

### TEAMS AND PLAYERS PERFORMANCES

| Won Pts | Total Atts | No Name           | Scoring Skills     | Won Pts | Total Atts       | No Name             |
|---------|------------|-------------------|--------------------|---------|------------------|---------------------|
| 45      | 87         | <b>Total Team</b> |                    | 32      | 96               | <b>Total Team</b>   |
| 10      | 14         | 6 Kaliberda Denys | <b>Spike</b>       | 12      | 31               | 4 Garci Marouen     |
| 8       | 16         | 1 Fromm Christian |                    | 8       | 15               | 6 Ben Othmen Miladi |
| 6       | 17         | 10 Schöps Jochen  |                    | 3       | 9                | 10 Nagga Hamza      |
| 13      | 62         | <b>Total Team</b> | <b>Block</b>       | 4       | 53               | <b>Total Team</b>   |
| 5       | 19         | 8 Böhme Marcus    |                    | 1       | 1                | 10 Nagga Hamza      |
| 4       | 15         | 15 Broshog Tim    |                    | 1       | 3                | 6 Ben Othmen Miladi |
| 1       | 4          | 7 Westphal Dirk   | 1                  | 5       | 11 Moalla Ismail |                     |
| 6       | 95         | <b>Total Team</b> | <b>Serve</b>       | 1       | 70               | <b>Total Team</b>   |
| 2       | 16         | 10 Schöps Jochen  |                    | 1       | 5                | 15 Kaabi Hichem     |
| 1       | 9          | 7 Westphal Dirk   |                    |         |                  |                     |
| 1       | 11         | 1 Fromm Christian |                    |         |                  |                     |
| 32      |            | <b>Total Team</b> | <b>Opp. error</b>  | 32      |                  | <b>Total Team</b>   |
| 96      | 244        | <b>Total Team</b> | <b>Total</b>       | 69      | 219              | <b>Total Team</b>   |
| 12      | 43         | 8 Böhme Marcus    | <b>Best Scorer</b> | 12      | 46               | 4 Garci Marouen     |

■ Starting line-up    Pts = Points scored    [nn] = Captain  
□ Substitute    Atts = Attempts    L = Libero  
Opp = Opponent



## FIVB Men's Volleyball World Championship 2014 Pool C - Preliminary Round

**Match:** 34 **Date:** 05.09.2014 **Spectators:** 2'500  
**City:** Gdansk  
**Hall:** Ergo Arena  
**Match duration:** Start: 16:40 End: 18:00 Total: 1:20

| Teams               | Sets     | 1    | 2    | 3    | 4 | 5 | Total |
|---------------------|----------|------|------|------|---|---|-------|
| <b>CAN</b>          | <b>3</b> | 25   | 25   | 25   |   |   | 75    |
| <b>EGY</b>          | <b>0</b> | 14   | 19   | 22   |   |   | 55    |
| <b>Set duration</b> |          | 0:21 | 0:22 | 0:24 |   |   | 1:07  |

**Referees:** Yuri RAMIREZ (DOM) & Piotr DUDEK (POL)

| CAN • Canada |                      | 1 | 2 | 3 | 4 | 5 | Pts |
|--------------|----------------------|---|---|---|---|---|-----|
| 1            | Sanders Tyler        | ■ | ■ | ■ |   |   | 1   |
| 2            | Perrin John Gordon   | ■ | ■ | ■ |   |   | 10  |
| 3            | L Lewis Daniel       | L | L | L |   |   |     |
| 6            | Duff Justin          | ■ | ■ | ■ |   |   | 6   |
| 7            | Soonias Dallas       | □ | □ |   |   |   | 2   |
| 8            | Simac Adam           | ■ | ■ |   |   |   | 2   |
| 9            | Schneider Dustin     | □ | □ |   |   |   |     |
| 10           | Van Lankvelt Toontje |   |   | □ |   |   | 1   |
| 12           | Schmitt Gavin        | ■ | ■ | ■ |   |   | 17  |
| 15           | Winters Frederic     |   |   |   | □ |   | 3   |
| 17           | Vigrass Graham       |   |   |   | ■ |   | 2   |
| 18           | Hoag Nicholas        | ■ | ■ | ■ |   |   | 10  |

**Coach:** Glenn Hoag  
**Assistant:** Vincent Pichette

| EGY • Egypt |                          | 1 | 2 | 3 | 4 | 5 | Pts |
|-------------|--------------------------|---|---|---|---|---|-----|
| 1           | Youssef Saleh            | □ | ■ | ■ |   |   | 6   |
| 2           | Abdelkader Islam         |   |   |   |   |   |     |
| 3           | El Sayed Ahmed           |   |   |   | □ |   |     |
| 4           | Abdelhay Ahmed           | ■ | ■ | ■ |   |   | 7   |
| 6           | Abdelrehim Mamdouh       | ■ | ■ | ■ |   |   | 6   |
| 8           | Thakil Mohamed           |   |   |   |   |   |     |
| 9           | Atia Rashad              |   |   |   |   |   |     |
| 12          | Abdalla Hossam           | ■ | ■ | ■ |   |   | 2   |
| 13          | Badawy Mohamed           | ■ | ■ | ■ |   |   | 3   |
| 15          | Elkotb Ahmed             | ■ | ■ |   |   |   | 4   |
| 19          | L Moawad Mohamed         | L | L | L |   |   |     |
| 20          | Abou Abd Elhalim Mohamed | ■ | ■ | ■ |   |   | 4   |

**Coach:** IBRAHIM FAKHRELDIN I  
**Assistant:** NEHAD MOHAMED SHEHAT

### TEAMS AND PLAYERS PERFORMANCES

| Won Pts   | Total Atts | No Name              | Scoring Skills     | Won Pts   | Total Atts | No Name                     |
|-----------|------------|----------------------|--------------------|-----------|------------|-----------------------------|
| <b>37</b> | <b>65</b>  | <b>Total Team</b>    |                    | <b>27</b> | <b>64</b>  | <b>Total Team</b>           |
| 13        | 19         | 12 Schmitt Gavin     | <b>Spike</b>       | 7         | 20         | 4 Abdelhay Ahmed            |
| 8         | 15         | 2 Perrin John Gordon |                    | 6         | 6          | 6 Abdelrehim Mamdouh        |
| 7         | 12         | 18 Hoag Nicholas     |                    | 5         | 10         | 1 Youssef Saleh             |
| <b>9</b>  | <b>35</b>  | <b>Total Team</b>    | <b>Block</b>       | <b>2</b>  | <b>37</b>  | <b>Total Team</b>           |
| 3         | 8          | 6 Duff Justin        |                    | 2         | 12         | 20 Abou Abd Elhalim Mohamed |
| 2         | 5          | 18 Hoag Nicholas     |                    |           |            |                             |
| 1         | 2          | 7 Soonias Dallas     |                    |           |            |                             |
| <b>8</b>  | <b>73</b>  | <b>Total Team</b>    | <b>Serve</b>       | <b>3</b>  | <b>57</b>  | <b>Total Team</b>           |
| 3         | 14         | 12 Schmitt Gavin     |                    | 2         | 9          | 12 Abdalla Hossam           |
| 2         | 18         | 2 Perrin John Gordon |                    | 1         | 7          | 1 Youssef Saleh             |
| 1         | 6          | 17 Vigrass Graham    |                    |           |            |                             |
| <b>21</b> |            | <b>Total Team</b>    | <b>Opp. error</b>  | <b>23</b> |            | <b>Total Team</b>           |
| <b>75</b> | <b>173</b> | <b>Total Team</b>    | <b>Total</b>       | <b>55</b> | <b>158</b> | <b>Total Team</b>           |
| 17        | 37         | 12 Schmitt Gavin     | <b>Best Scorer</b> | 7         | 40         | 4 Abdelhay Ahmed            |

■ Starting line-up    Pts = Points scored    [nn] = Captain  
□ Substitute    Atts = Attempts    L = Libero  
Opp = Opponent



## FIVB Men's Volleyball World Championship 2014 Pool B - Preliminary Round

**Match:** 35 **Date:** 05.09.2014 **Spectators:** 7'100  
**City:** Katowice  
**Hall:** Spodek  
**Match duration:** Start: 20:25 End: 22:09 Total: 1:44

| Teams               | Sets     | 1    | 2    | 3    | 4 | 5 | Total |
|---------------------|----------|------|------|------|---|---|-------|
| <b>BRA</b>          | <b>3</b> | 27   | 25   | 26   |   |   | 78    |
| <b>FIN</b>          | <b>0</b> | 25   | 21   | 24   |   |   | 70    |
| <b>Set duration</b> |          | 0:30 | 0:29 | 0:32 |   |   | 1:31  |

**Referees:** SHAABAN Nasr (EGY) & MURANAKA Shin (JPN)

| BRA • Brazil |                                   | 1 | 2 | 3 | 4 | 5 | Pts |
|--------------|-----------------------------------|---|---|---|---|---|-----|
| 1            | Rezende Bruno Mossa               |   |   |   |   |   |     |
| 3            | Carbonera Eder                    |   |   |   |   | □ |     |
| 4            | De Souza Wallace                  | ■ | ■ | ■ |   |   | 18  |
| 5            | Dos Santos Jr. Sidnei             | ■ | ■ | ■ |   |   | 4   |
| 6            | Vissotto Neves Leandro            | □ | □ | □ |   |   | 1   |
| 8            | Endres Murilo                     | ■ | ■ | ■ |   |   | 4   |
| 10           | Lucarelli Santos De Souza Ricardo | ■ | ■ | ■ |   |   | 19  |
| 11           | L Silva Felipe Lourenço           | L | L | L |   |   |     |
| 12           | Fonteles Luiz Felipe Marques      | □ | □ | □ |   |   | 1   |
| 16           | Saatkamp Lucas                    | ■ | ■ | ■ |   |   | 12  |
| 19           | L Da Silva Pedreira Junior Mario  | L | L | L |   |   |     |
| 20           | Vieira De Oliveira Raphael        | ■ | ■ | ■ |   |   | 3   |

**Coach:** Bernardo Rezende  
**Assistant:** Roberley Leonaldo

| FIN • Finland |                     | 1 | 2 | 3 | 4 | 5 | Pts |
|---------------|---------------------|---|---|---|---|---|-----|
| 2             | Tervaportti Eemi    | ■ | ■ | ■ |   |   | 3   |
| 3             | Esko Mikko          | □ | □ | □ |   |   |     |
| 4             | L Kerminen Lauri    | L | L |   |   |   |     |
| 5             | Siltala Antti       | ■ | ■ |   |   |   | 6   |
| 6             | Seppänen Niklas     |   |   | □ | ■ |   | 1   |
| 10            | Sivula Urpo         |   |   |   |   |   |     |
| 12            | Kunnari Olli        | ■ | ■ | □ |   |   | 9   |
| 13            | Oivanen Mikko       |   |   | □ | ■ |   | 4   |
| 14            | Shumov Konstantin   | ■ | ■ | ■ |   |   | 3   |
| 15            | Oivanen Matti       | ■ | ■ | ■ |   |   | 7   |
| 16            | Ojansivu Olli-Pekka | ■ | ■ | ■ |   |   | 16  |
| 18            | Lehtonen Jukka      | □ | □ | □ |   |   |     |

**Coach:** SAMMELVUO Tuomas (FIN)  
**Assistant:** GIOLITO Nicola (ITA)

### TEAMS AND PLAYERS PERFORMANCES

| Won Pts   | Total Atts | No Name                       | Scoring Skills     | Won Pts   | Total Atts       | No Name                |
|-----------|------------|-------------------------------|--------------------|-----------|------------------|------------------------|
| <b>47</b> | <b>86</b>  | <b>Total Team</b>             |                    | <b>43</b> | <b>80</b>        | <b>Total Team</b>      |
| 15        | 30         | 4 De Souza Wallace            | <b>Spike</b>       | 15        | 29               | 16 Ojansivu Olli-Pekka |
| 13        | 25         | 10 Lucarelli Santos De Souza  |                    | 9         | 18               | 12 Kunnari Olli        |
| 10        | 11         | 16 Saatkamp Lucas             |                    | 6         | 10               | 5 Siltala Antti        |
| <b>6</b>  | <b>63</b>  | <b>Total Team</b>             | <b>Block</b>       | <b>3</b>  | <b>59</b>        | <b>Total Team</b>      |
| 2         | 15         | 16 Saatkamp Lucas             |                    | 1         | 7                | 16 Ojansivu Olli-Pekka |
| 1         | 3          | 6 Vissotto Neves Leandro      |                    | 1         | 3                | 2 Tervaportti Eemi     |
| 1         | 11         | 20 Vieira De Oliveira Raphael | 1                  | 23        | 15 Oivanen Matti |                        |
| <b>9</b>  | <b>77</b>  | <b>Total Team</b>             | <b>Serve</b>       | <b>3</b>  | <b>71</b>        | <b>Total Team</b>      |
| 6         | 17         | 10 Lucarelli Santos De Souza  |                    | 3         | 12               | 15 Oivanen Matti       |
| 2         | 16         | 4 De Souza Wallace            |                    |           |                  |                        |
| 1         | 5          | 12 Fonteles Luiz Felipe       |                    |           |                  |                        |
| <b>16</b> |            | <b>Total Team</b>             | <b>Opp. error</b>  | <b>21</b> |                  | <b>Total Team</b>      |
| <b>78</b> | <b>226</b> | <b>Total Team</b>             | <b>Total</b>       | <b>70</b> | <b>210</b>       | <b>Total Team</b>      |
| 19        | 47         | 10 Lucarelli Santos De Souza  | <b>Best Scorer</b> | 16        | 50               | 16 Ojansivu Olli-Pekka |

■ Starting line-up    Pts = Points scored    [nn] = Captain  
□ Substitute    Atts = Attempts    L = Libero  
Opp = Opponent





**Match:** 36 **Date:** 05.09.2014 **Spectators:** 5'500  
**City:** Gdansk  
**Hall:** Ergo Arena  
**Match duration:** Start: 20:25 End: 22:20 Total: 1:55

| Teams               | Sets     | 1    | 2    | 3    | 4    | 5 | Total |
|---------------------|----------|------|------|------|------|---|-------|
| <b>RUS</b>          | <b>3</b> | 21   | 25   | 25   | 25   |   | 96    |
| <b>MEX</b>          | <b>1</b> | 25   | 20   | 14   | 17   |   | 76    |
| <b>Set duration</b> |          | 0:26 | 0:26 | 0:24 | 0:23 |   | 1:39  |

**Referees:** Taoufik BOUDAYA (TUN) & Frans LODERUS (NED)

| RUS • Russia |                    | 1 | 2 | 3 | 4 | 5 | Pts |
|--------------|--------------------|---|---|---|---|---|-----|
| 2            | Makarov Sergey     | ■ | ■ | ■ | ■ |   | 1   |
| 5            | Grankin Sergey     | □ | □ | □ | □ |   |     |
| 7            | Pavlov Nikolay     |   |   |   |   |   |     |
| 8            | Biriukov Denis     | ■ | ■ | ■ | ■ |   | 13  |
| 10           | Savin Sergey       | ■ | ■ | ■ | ■ |   | 18  |
| 11           | Ashchev Andrey     | ■ | ■ | ■ | ■ |   | 8   |
| 13           | Muserskiy Dmitriy  | □ | □ | □ | □ |   | 3   |
| 14           | Volvich Artem      | ■ | ■ | ■ | ■ |   | 10  |
| 15           | Ilinykh Dmitriy    |   |   |   |   |   |     |
| 18           | Moroz Pavel        | ■ | ■ | ■ | ■ |   | 15  |
| 20           | L Ermakov Artem    |   |   |   |   |   |     |
| 21           | L Golubev Valentin | L | L | L | L |   |     |

**Coach:** Voronkov Andrey (RUS)  
**Assistant:** Busato Sergio (ITA)

| MEX • Mexico |                 | 1 | 2 | 3 | 4 | 5 | Pts |
|--------------|-----------------|---|---|---|---|---|-----|
| 1            | Vargas Daniel   | ■ | ■ | ■ | ■ |   | 20  |
| 4            | Meyer Gustavo   | □ |   | □ | □ |   | 1   |
| 5            | L Rangel Jesus  | L | L | L | L |   |     |
| 7            | Quiñones Jorge  | ■ | ■ | ■ | ■ |   | 4   |
| 8            | Herrera Edgar   |   |   |   | □ |   |     |
| 9            | Guerra Carlos   | ■ | ■ | ■ | ■ |   | 12  |
| 10           | Rangel Pedro    | ■ | ■ | ■ | ■ |   | 2   |
| 11           | Barajas Jorge   | □ | □ | □ | □ |   |     |
| 13           | Cordova Samuel  | ■ | ■ | ■ | ■ |   | 6   |
| 14           | Aguilera Tomas  | ■ | ■ | ■ | ■ |   | 7   |
| 15           | Petris Martin   |   | □ | □ |   |   |     |
| 17           | Orellana Nestor | □ | □ | □ | □ |   |     |

**Coach:** Sergio Hernandez  
**Assistant:** Ivan Contreras

### TEAMS AND PLAYERS PERFORMANCES

| Won Pts | Total Atts | No Name           | Scoring Skills     | Won Pts      | Total Atts | No Name           |
|---------|------------|-------------------|--------------------|--------------|------------|-------------------|
| 54      | 95         | <b>Total Team</b> |                    | 50           | 113        | <b>Total Team</b> |
| 17      | 27         | 10 Savin Sergey   | <b>Spike</b>       | 18           | 34         | 1 Vargas Daniel   |
| 14      | 27         | 18 Moroz Pavel    |                    | 12           | 26         | 9 Guerra Carlos   |
| 10      | 20         | 8 Biriukov Denis  |                    | 7            | 16         | 14 Aguilera Tomas |
| 12      | 56         | <b>Total Team</b> | <b>Block</b>       | 2            | 35         | <b>Total Team</b> |
| 4       | 11         | 11 Ashchev Andrey |                    | 2            | 8          | 1 Vargas Daniel   |
| 3       | 11         | 14 Volvich Artem  | <b>Serve</b>       | 0            | 77         | <b>Total Team</b> |
| 1       | 11         | 2 Makarov Sergey  |                    |              |            |                   |
| 2       | 95         | <b>Total Team</b> | <b>Opp. error</b>  | 24           |            | <b>Total Team</b> |
| 2       | 26         | 8 Biriukov Denis  |                    | <b>Total</b> | 76         | 225               |
| 28      |            | <b>Total Team</b> | <b>Best Scorer</b> | 20           | 52         | 1 Vargas Daniel   |
| 96      | 246        | <b>Total Team</b> |                    |              |            |                   |
| 18      | 48         | 10 Savin Sergey   |                    |              |            |                   |

■ Starting line-up    Pts = Points scored    [nn] = Captain  
□ Substitute    Atts = Attempts    L = Libero  
Opp = Opponent



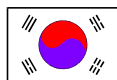
Match: 31 Date: 05.09.2014 Spectators: 1'000

City: Katowice


Hall: Spodek

Match duration: Start: 13:10 End: 15:13 Total: 2:03

| Teams        | Sets | 1    | 2    | 3    | 4    | 5 | Total |
|--------------|------|------|------|------|------|---|-------|
| KOR          | 1    | 21   | 25   | 14   | 22   |   | 82    |
| CUB          | 3    | 25   | 23   | 25   | 25   |   | 98    |
| Set duration |      | 0:25 | 0:29 | 0:22 | 0:31 |   | 1:47  |




## KOR • Korea



**Spike**

Succ. %  
Limit: 15.00%

| Rk                | No | Name            | Spikes    | Faults    | Shots     | Total Attempts | Note         |
|-------------------|----|-----------------|-----------|-----------|-----------|----------------|--------------|
| 1                 | 13 | Park Chul-Woo   | 12        | 8         | 8         | 28             | 42.86        |
| -                 | 12 | Jeon Kwang-In   | 7         | 2         | 3         | 12             |              |
| -                 | 11 | Choi Min-Ho     | 4         | 4         | 3         | 11             |              |
| -                 | 1  | Song Myung-Geun | 2         | 5         | 4         | 11             |              |
| -                 | 9  | Kwak Seung-Suk  | 2         | 5         | 2         | 9              |              |
| -                 | 4  | Shin Yung-Suk   | 5         | -         | 3         | 8              |              |
| -                 | 17 | Seo Jae-Duck    | 2         | 4         | 1         | 7              |              |
| -                 | 8  | Park Sang-Ha    | 4         | 1         | -         | 5              |              |
| -                 | 6  | Lee Min-Gyu     | -         | -         | 3         | 3              |              |
| -                 | 2  | Han Sun-Soo     | -         | -         | -         | -              |              |
| -                 | 10 | Bu Yong-Chan    | -         | -         | -         | -              |              |
| -                 | 19 | Jeong Minsu     | -         | -         | -         | -              |              |
| Others            |    |                 | -         | -         | -         | -              |              |
| <b>Total Team</b> |    |                 | <b>38</b> | <b>29</b> | <b>27</b> | <b>94</b>      | <b>40.43</b> |



**Block**

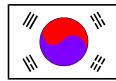
Avg. by set

| Rk                | No | Name            | Kill Blocks | Faults    | Rebounds  | Total Attempts | Note        |
|-------------------|----|-----------------|-------------|-----------|-----------|----------------|-------------|
| 1                 | 6  | Lee Min-Gyu     | 1           | 4         | 3         | 8              | 0.25        |
| 1                 | 9  | Kwak Seung-Suk  | 1           | 3         | 1         | 5              | 0.25        |
| 1                 | 8  | Park Sang-Ha    | 1           | 6         | 2         | 9              | 0.25        |
| 1                 | 4  | Shin Yung-Suk   | 1           | 13        | 3         | 17             | 0.25        |
| -                 | 10 | Bu Yong-Chan    | -           | -         | -         | -              |             |
| -                 | 19 | Jeong Minsu     | -           | -         | -         | -              |             |
| -                 | 1  | Song Myung-Geun | -           | 1         | 1         | 2              |             |
| -                 | 12 | Jeon Kwang-In   | -           | 1         | 1         | 2              |             |
| -                 | 11 | Choi Min-Ho     | -           | 6         | 2         | 8              |             |
| -                 | 2  | Han Sun-Soo     | -           | 4         | 1         | 5              |             |
| -                 | 13 | Park Chul-Woo   | -           | 3         | -         | 3              |             |
| -                 | 17 | Seo Jae-Duck    | -           | 1         | -         | 1              |             |
| Others            |    |                 | -           | -         | -         | -              |             |
| <b>Total Team</b> |    |                 | <b>4</b>    | <b>42</b> | <b>14</b> | <b>60</b>      | <b>1.00</b> |




**Match:** 31 **Date:** 05.09.2014 **Spectators:** 1'000  
**City:** Katowice  
**Hall:** Spodek  
**Match duration:** Start: 13:10 End: 15:13 Total: 2:03

| Teams               | Sets     | 1    | 2    | 3    | 4    | 5 | Total |
|---------------------|----------|------|------|------|------|---|-------|
| <b>KOR</b>          | <b>1</b> | 21   | 25   | 14   | 22   |   | 82    |
| <b>CUB</b>          | <b>3</b> | 25   | 23   | 25   | 25   |   | 98    |
| <b>Set duration</b> |          | 0:25 | 0:29 | 0:22 | 0:31 |   | 1:47  |



### KOR • Korea




**Serve**

Avg. by set

| Rk                | No | Name            | Aces | Faults | Serve Hits | Total Attempts | Note |
|-------------------|----|-----------------|------|--------|------------|----------------|------|
| 1                 | 6  | Lee Min-Gyu     | 2    | -      | 8          | 10             | 0.50 |
| 1                 | 13 | Park Chul-Woo   | 2    | 4      | 7          | 13             | 0.50 |
| 3                 | 4  | Shin Yung-Suk   | 1    | 1      | 15         | 17             | 0.25 |
| 3                 | 9  | Kwak Seung-Suk  | 1    | 3      | 8          | 12             | 0.25 |
| -                 | 2  | Han Sun-Soo     | -    | -      | 5          | 5              |      |
| -                 | 10 | Bu Yong-Chan    | -    | -      | -          | -              |      |
| -                 | 17 | Seo Jae-Duck    | -    | -      | 2          | 2              |      |
| -                 | 19 | Jeong Minsu     | -    | -      | -          | -              |      |
| -                 | 8  | Park Sang-Ha    | -    | 1      | 4          | 5              |      |
| -                 | 11 | Choi Min-Ho     | -    | 1      | 3          | 4              |      |
| -                 | 1  | Song Myung-Geun | -    | 3      | 6          | 9              |      |
| -                 | 12 | Jeon Kwang-In   | -    | 2      | 4          | 6              |      |
| <b>Others</b>     |    |                 | -    | -      | -          | -              |      |
| <b>Total Team</b> |    |                 | 6    | 15     | 62         | 83             | 1.50 |

**Team**

|                               |    |   |    |
|-------------------------------|----|---|----|
| Opponent errors & Team faults | 34 | - | 34 |
|-------------------------------|----|---|----|



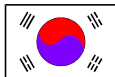
**Dig**

Avg. by set


| Rk                | No | Name            | Digs | Faults | Receptions | Total Attempts | Note  |
|-------------------|----|-----------------|------|--------|------------|----------------|-------|
| 1                 | 9  | Kwak Seung-Suk  | 11   | 2      | 2          | 15             | 2.75  |
| 2                 | 19 | Jeong Minsu     | 10   | -      | -          | 10             | 2.50  |
| 3                 | 12 | Jeon Kwang-In   | 7    | -      | 1          | 8              | 1.75  |
| 4                 | 13 | Park Chul-Woo   | 6    | -      | 5          | 11             | 1.50  |
| 4                 | 10 | Bu Yong-Chan    | 6    | 1      | -          | 7              | 1.50  |
| 4                 | 6  | Lee Min-Gyu     | 6    | 2      | -          | 8              | 1.50  |
| 7                 | 2  | Han Sun-Soo     | 5    | -      | 2          | 7              | 1.25  |
| 8                 | 8  | Park Sang-Ha    | 2    | -      | -          | 2              | 0.50  |
| 8                 | 1  | Song Myung-Geun | 2    | 1      | 1          | 4              | 0.50  |
| 10                | 11 | Choi Min-Ho     | 1    | -      | -          | 1              | 0.25  |
| -                 | 4  | Shin Yung-Suk   | -    | -      | 1          | 1              |       |
| -                 | 17 | Seo Jae-Duck    | -    | -      | -          | -              |       |
| <b>Others</b>     |    |                 | -    | -      | -          | -              |       |
| <b>Total Team</b> |    |                 | 56   | 6      | 12         | 74             | 14.00 |

**Match:** 31 **Date:** 05.09.2014 **Spectators:** 1'000  
**City:** Katowice  
**Hall:** Spodek  
**Match duration:** Start: 13:10 End: 15:13 Total: 2:03

| Teams               | Sets     | 1    | 2    | 3    | 4    | 5 | Total |
|---------------------|----------|------|------|------|------|---|-------|
| <b>KOR</b>          | <b>1</b> | 21   | 25   | 14   | 22   |   | 82    |
| <b>CUB</b>          | <b>3</b> | 25   | 23   | 25   | 25   |   | 98    |
| <b>Set duration</b> |          | 0:25 | 0:29 | 0:22 | 0:31 |   | 1:47  |




### KOR • Korea



**Set**

Avg. by set

| Rk                | No | Name            | Running Sets | Faults | Still Sets | Total Attempts | Note |
|-------------------|----|-----------------|--------------|--------|------------|----------------|------|
| 1                 | 6  | Lee Min-Gyu     | 21           | -      | 25         | 46             | 5.25 |
| 2                 | 2  | Han Sun-Soo     | 11           | -      | 18         | 29             | 2.75 |
| -                 | 1  | Song Myung-Geun | -            | -      | -          | -              |      |
| -                 | 4  | Shin Yung-Suk   | -            | -      | -          | -              |      |
| -                 | 8  | Park Sang-Ha    | -            | -      | -          | -              |      |
| -                 | 9  | Kwak Seung-Suk  | -            | -      | -          | -              |      |
| -                 | 10 | Bu Yong-Chan    | -            | -      | -          | -              |      |
| -                 | 11 | Choi Min-Ho     | -            | -      | -          | -              |      |
| -                 | 12 | Jeon Kwang-In   | -            | -      | -          | -              |      |
| -                 | 13 | Park Chul-Woo   | -            | -      | -          | -              |      |
| -                 | 17 | Seo Jae-Duck    | -            | -      | -          | -              |      |
| -                 | 19 | Jeong Minsu     | -            | -      | -          | -              |      |
| <b>Others</b>     |    |                 | -            | -      | -          | -              |      |
| <b>Total Team</b> |    |                 | 32           | -      | 43         | 75             | 8.00 |



**Reception**

Eff. %  
Limit: 25.00%

| Rk                | No | Name            | Excellents | Faults | Serve Receptions | Total Attempts | Note  |
|-------------------|----|-----------------|------------|--------|------------------|----------------|-------|
| 1                 | 9  | Kwak Seung-Suk  | 19         | 2      | 18               | 39             | 43.59 |
| 2                 | 19 | Jeong Minsu     | 10         | 2      | 8                | 20             | 40.00 |
| -                 | 1  | Song Myung-Geun | 4          | 1      | 8                | 13             |       |
| -                 | 4  | Shin Yung-Suk   | -          | -      | 2                | 2              |       |
| -                 | 2  | Han Sun-Soo     | -          | -      | 1                | 1              |       |
| -                 | 12 | Jeon Kwang-In   | -          | -      | 1                | 1              |       |
| -                 | 6  | Lee Min-Gyu     | -          | -      | -                | -              |       |
| -                 | 8  | Park Sang-Ha    | -          | -      | -                | -              |       |
| -                 | 11 | Choi Min-Ho     | -          | -      | -                | -              |       |
| -                 | 13 | Park Chul-Woo   | -          | -      | -                | -              |       |
| -                 | 17 | Seo Jae-Duck    | -          | -      | -                | -              |       |
| -                 | 10 | Bu Yong-Chan    | -          | 1      | -                | 1              |       |
| <b>Others</b>     |    |                 | -          | -      | -                | -              |       |
| <b>Total Team</b> |    |                 | 33         | 6      | 38               | 77             | 35.06 |

Match: 31 Date: 05.09.2014 Spectators: 1'000

City: Katowice


Hall: Spodek

Match duration: Start: 13:10 End: 15:13 Total: 2:03

| Teams        | Sets | 1    | 2    | 3    | 4    | 5 | Total |
|--------------|------|------|------|------|------|---|-------|
| KOR          | 1    | 21   | 25   | 14   | 22   |   | 82    |
| CUB          | 3    | 25   | 23   | 25   | 25   |   | 98    |
| Set duration |      | 0:25 | 0:29 | 0:22 | 0:31 |   | 1:47  |




## CUB • Cuba



**Spike**

Succ. %  
Limit: 15.00%

| Rk                | No | Name                           | Spikes | Faults | Shots | Total Attempts | Note  |
|-------------------|----|--------------------------------|--------|--------|-------|----------------|-------|
| 1                 | 20 | Uriarte Mestre Osmany Santiago | 16     | 1      | 9     | 26             | 61.54 |
| 2                 | 4  | Jimenez Scull Javier Ernesto   | 9      | 4      | 3     | 16             | 56.25 |
| 3                 | 8  | Cepeda Abreu Rolando           | 6      | 5      | 11    | 22             | 27.27 |
| -                 | 17 | Chapman Piñeiro Felix Emilio   | 6      | 1      | 1     | 8              |       |
| -                 | 12 | Alfonso Gavilan Abraham        | 3      | 1      | 2     | 6              |       |
| -                 | 13 | Fiel Rodriguez David           | 4      | -      | 1     | 5              |       |
| -                 | 5  | Macias Infante Leandro         | 2      | -      | -     | 2              |       |
| -                 | 9  | Osoria Rodriguez Livan         | -      | -      | 1     | 1              |       |
| -                 | 16 | Mesa Sandoval Isbel            | -      | -      | 1     | 1              |       |
| -                 | 2  | Romero Valdes Inovel           | -      | -      | -     | -              |       |
| -                 | 3  | Calvo Manzano Ricardo Norberto | -      | -      | -     | -              |       |
| -                 | 6  | Gutierrez Torna Keibel         | -      | -      | -     | -              |       |
| Others            |    |                                | -      | -      | -     | -              |       |
| <b>Total Team</b> |    |                                | 46     | 12     | 29    | 87             | 52.87 |



**Block**

Avg. by set

| Rk                | No | Name                           | Kill Blocks | Faults | Rebounds | Total Attempts | Note |
|-------------------|----|--------------------------------|-------------|--------|----------|----------------|------|
| 1                 | 17 | Chapman Piñeiro Felix Emilio   | 7           | 10     | 1        | 18             | 1.75 |
| 2                 | 13 | Fiel Rodriguez David           | 2           | 15     | 5        | 22             | 0.50 |
| 3                 | 4  | Jimenez Scull Javier Ernesto   | 1           | -      | 1        | 2              | 0.25 |
| 3                 | 9  | Osoria Rodriguez Livan         | 1           | -      | -        | 1              | 0.25 |
| 3                 | 12 | Alfonso Gavilan Abraham        | 1           | 1      | 1        | 3              | 0.25 |
| 3                 | 5  | Macias Infante Leandro         | 1           | 5      | 3        | 9              | 0.25 |
| 3                 | 20 | Uriarte Mestre Osmany Santiago | 1           | 3      | 1        | 5              | 0.25 |
| 3                 | 8  | Cepeda Abreu Rolando           | 1           | 4      | -        | 5              | 0.25 |
| -                 | 3  | Calvo Manzano Ricardo Norberto | -           | -      | -        | -              |      |
| -                 | 6  | Gutierrez Torna Keibel         | -           | -      | -        | -              |      |
| -                 | 2  | Romero Valdes Inovel           | -           | 1      | -        | 1              |      |
| -                 | 16 | Mesa Sandoval Isbel            | -           | 2      | -        | 2              |      |
| Others            |    |                                | -           | -      | -        | -              |      |
| <b>Total Team</b> |    |                                | 15          | 41     | 12       | 68             | 3.75 |


**Match:** 31 **Date:** 05.09.2014 **Spectators:** 1'000  
**City:** Katowice  
**Hall:** Spodek  
**Match duration:** Start: 13:10 End: 15:13 Total: 2:03

| Teams               | Sets     | 1    | 2    | 3    | 4    | 5 | Total |
|---------------------|----------|------|------|------|------|---|-------|
| <b>KOR</b>          | <b>1</b> | 21   | 25   | 14   | 22   |   | 82    |
| <b>CUB</b>          | <b>3</b> | 25   | 23   | 25   | 25   |   | 98    |
| <b>Set duration</b> |          | 0:25 | 0:29 | 0:22 | 0:31 |   | 1:47  |



### CUB • Cuba

| Rk                | No | Name                           | Aces | Faults | Serve Hits | Total Attempts | Note |
|-------------------|----|--------------------------------|------|--------|------------|----------------|------|
| 1                 | 8  | Cepeda Abreu Rolando           | 3    | 3      | 17         | 23             | 0.75 |
| 2                 | 4  | Jimenez Scull Javier Ernesto   | 2    | 2      | 6          | 10             | 0.50 |
| 3                 | 17 | Chapman Piñero Felix Emilio    | 1    | 4      | 8          | 13             | 0.25 |
| -                 | 3  | Calvo Manzano Ricardo Norberto | -    | -      | -          | -              |      |
| -                 | 5  | Macias Infante Leandro         | -    | -      | 16         | 16             |      |
| -                 | 6  | Gutierrez Torna Keibel         | -    | -      | -          | -              |      |
| -                 | 9  | Osoria Rodriguez Livan         | -    | -      | -          | -              |      |
| -                 | 16 | Mesa Sandoval Isbel            | -    | -      | 3          | 3              |      |
| -                 | 13 | Fiel Rodriguez David           | -    | 2      | 11         | 13             |      |
| -                 | 20 | Uriarte Mestre Osmany Santiago | -    | 5      | 9          | 14             |      |
| -                 | 12 | Alfonso Gavilan Abrahan        | -    | 3      | 1          | 4              |      |
| -                 | 2  | Romero Valdes Inovel           | -    | 1      | -          | 1              |      |
| <b>Others</b>     |    |                                | -    | -      | -          | -              |      |
| <b>Total Team</b> |    |                                | 6    | 20     | 71         | 97             | 1.50 |




**Serve**

Avg. by set

| Team | Opponent errors & Team faults | Aces | Faults | Total Attempts |
|------|-------------------------------|------|--------|----------------|
|      |                               | 31   | -      | 31             |

| Rk                | No | Name                           | Digs | Faults | Receptions | Total Attempts | Note  |
|-------------------|----|--------------------------------|------|--------|------------|----------------|-------|
| 1                 | 6  | Gutierrez Torna Keibel         | 13   | -      | 1          | 14             | 3.25  |
| 2                 | 5  | Macias Infante Leandro         | 8    | 1      | -          | 9              | 2.00  |
| 3                 | 8  | Cepeda Abreu Rolando           | 5    | -      | 3          | 8              | 1.25  |
| 4                 | 12 | Alfonso Gavilan Abrahan        | 4    | -      | -          | 4              | 1.00  |
| 5                 | 4  | Jimenez Scull Javier Ernesto   | 3    | -      | 1          | 4              | 0.75  |
| 5                 | 20 | Uriarte Mestre Osmany Santiago | 3    | -      | -          | 3              | 0.75  |
| 5                 | 13 | Fiel Rodriguez David           | 3    | 2      | -          | 5              | 0.75  |
| 8                 | 2  | Romero Valdes Inovel           | 1    | -      | -          | 1              | 0.25  |
| 8                 | 16 | Mesa Sandoval Isbel            | 1    | -      | -          | 1              | 0.25  |
| 8                 | 17 | Chapman Piñero Felix Emilio    | 1    | -      | 2          | 3              | 0.25  |
| -                 | 3  | Calvo Manzano Ricardo Norberto | -    | -      | -          | -              |       |
| -                 | 9  | Osoria Rodriguez Livan         | -    | -      | -          | -              |       |
| <b>Others</b>     |    |                                | -    | -      | -          | -              |       |
| <b>Total Team</b> |    |                                | 42   | 3      | 7          | 52             | 10.50 |



**Dig**


Avg. by set

**Match:** 31 **Date:** 05.09.2014 **Spectators:** 1'000  
**City:** Katowice  
**Hall:** Spodek  
**Match duration:** Start: 13:10 End: 15:13 Total: 2:03

| Teams               | Sets     | 1    | 2    | 3    | 4    | 5 | Total |
|---------------------|----------|------|------|------|------|---|-------|
| <b>KOR</b>          | <b>1</b> | 21   | 25   | 14   | 22   |   | 82    |
| <b>CUB</b>          | <b>3</b> | 25   | 23   | 25   | 25   |   | 98    |
| <b>Set duration</b> |          | 0:25 | 0:29 | 0:22 | 0:31 |   | 1:47  |




### CUB • Cuba



**Set**

Avg. by set

| Rk                | No | Name                           | Running Sets | Faults | Still Sets | Total Attempts | Note |
|-------------------|----|--------------------------------|--------------|--------|------------|----------------|------|
| 1                 | 5  | Macias Infante Leandro         | 36           | -      | 33         | 69             | 9.00 |
| 2                 | 3  | Calvo Manzano Ricardo Norberto | 1            | -      | 2          | 3              | 0.25 |
| -                 | 2  | Romero Valdes Inovel           | -            | -      | -          | -              |      |
| -                 | 4  | Jimenez Scull Javier Ernesto   | -            | -      | -          | -              |      |
| -                 | 6  | Gutierrez Torna Keibel         | -            | -      | -          | -              |      |
| -                 | 8  | Cepeda Abreu Rolando           | -            | -      | -          | -              |      |
| -                 | 9  | Osoria Rodriguez Livan         | -            | -      | -          | -              |      |
| -                 | 12 | Alfonso Gavilan Abraham        | -            | -      | -          | -              |      |
| -                 | 13 | Fiel Rodriguez David           | -            | -      | -          | -              |      |
| -                 | 16 | Mesa Sandoval Isbel            | -            | -      | -          | -              |      |
| -                 | 17 | Chapman Piñeiro Felix Emilio   | -            | -      | -          | -              |      |
| -                 | 20 | Uriarte Mestre Osmany Santiago | -            | -      | -          | -              |      |
| <b>Others</b>     |    |                                | -            | -      | -          | -              |      |
| <b>Total Team</b> |    |                                | 37           | -      | 35         | 72             | 9.25 |




**Reception**

Eff. %  
Limit: 25.00%


| Rk                | No | Name                           | Excellents | Faults | Serve Receptions | Total Attempts | Note  |
|-------------------|----|--------------------------------|------------|--------|------------------|----------------|-------|
| 1                 | 20 | Uriarte Mestre Osmany Santiago | 13         | 2      | 13               | 28             | 39.29 |
| 2                 | 6  | Gutierrez Torna Keibel         | 8          | 3      | 11               | 22             | 22.73 |
| -                 | 4  | Jimenez Scull Javier Ernesto   | 3          | 1      | 7                | 11             |       |
| -                 | 2  | Romero Valdes Inovel           | 1          | -      | 2                | 3              |       |
| -                 | 8  | Cepeda Abreu Rolando           | 1          | -      | 2                | 3              |       |
| -                 | 13 | Fiel Rodriguez David           | -          | -      | 1                | 1              |       |
| -                 | 3  | Calvo Manzano Ricardo Norberto | -          | -      | -                | -              |       |
| -                 | 5  | Macias Infante Leandro         | -          | -      | -                | -              |       |
| -                 | 9  | Osoria Rodriguez Livan         | -          | -      | -                | -              |       |
| -                 | 12 | Alfonso Gavilan Abraham        | -          | -      | -                | -              |       |
| -                 | 16 | Mesa Sandoval Isbel            | -          | -      | -                | -              |       |
| -                 | 17 | Chapman Piñeiro Felix Emilio   | -          | -      | -                | -              |       |
| <b>Others</b>     |    |                                | -          | -      | -                | -              |       |
| <b>Total Team</b> |    |                                | 26         | 6      | 36               | 68             | 29.41 |

Match: 32 Date: 05.09.2014 Spectators: 2'100  
 City: Gdansk  
 Hall: Ergo Arena  
 Match duration: Start: 13:10 End: 14:51 Total: 1:41

| Teams        | Sets | 1    | 2    | 3    | 4 | 5 | Total |
|--------------|------|------|------|------|---|---|-------|
| CHN          | 0    | 23   | 23   | 19   |   |   | 65    |
| BUL          | 3    | 25   | 25   | 25   |   |   | 75    |
| Set duration |      | 0:32 | 0:30 | 0:26 |   |   | 1:28  |




## CHN • China



**Spike**

Succ. %  
Limit: 15.00%

| Rk                | No | Name           | Spikes | Faults | Shots | Total Attempts | Note  |
|-------------------|----|----------------|--------|--------|-------|----------------|-------|
| 1                 | 7  | Zhong Weijun   | 10     | 2      | 16    | 28             | 35.71 |
| 2                 | 3  | Yuan Zhi       | 6      | 3      | 10    | 19             | 31.58 |
| 3                 | 8  | Cui Jianjun    | 4      | 5      | 7     | 16             | 25.00 |
| -                 | 11 | Geng Xin       | 8      | 1      | 2     | 11             |       |
| -                 | 13 | Kou Zhichao    | 2      | 3      | 5     | 10             |       |
| -                 | 6  | Liang Chunlong | 1      | -      | 1     | 2              |       |
| -                 | 14 | Xu Jingtao     | -      | -      | 1     | 1              |       |
| -                 | 15 | Li Runming     | -      | -      | 1     | 1              |       |
| -                 | 9  | Jiao Shuai     | -      | -      | -     | -              |       |
| -                 | 12 | Kong Fanwei    | -      | -      | -     | -              |       |
| -                 | 16 | Ren Qi         | -      | -      | -     | -              |       |
| -                 | 18 | Ji Daoshuai    | -      | -      | -     | -              |       |
| Others            |    |                | -      | -      | -     | -              |       |
| <b>Total Team</b> |    |                | 31     | 14     | 43    | 88             | 35.23 |



**Block**


Avg. by set

| Rk                | No | Name           | Kill Blocks | Faults | Rebounds | Total Attempts | Note |
|-------------------|----|----------------|-------------|--------|----------|----------------|------|
| 1                 | 11 | Geng Xin       | 3           | 5      | 4        | 12             | 1.00 |
| 2                 | 9  | Jiao Shuai     | 2           | 1      | 3        | 6              | 0.67 |
| 3                 | 7  | Zhong Weijun   | 1           | -      | 2        | 3              | 0.33 |
| 3                 | 14 | Xu Jingtao     | 1           | 1      | 6        | 8              | 0.33 |
| 3                 | 3  | Yuan Zhi       | 1           | 1      | 1        | 3              | 0.33 |
| -                 | 12 | Kong Fanwei    | -           | -      | -        | -              |      |
| -                 | 13 | Kou Zhichao    | -           | -      | 1        | 1              |      |
| -                 | 16 | Ren Qi         | -           | -      | -        | -              |      |
| -                 | 18 | Ji Daoshuai    | -           | -      | -        | -              |      |
| -                 | 15 | Li Runming     | -           | 2      | 2        | 4              |      |
| -                 | 6  | Liang Chunlong | -           | 4      | 2        | 6              |      |
| -                 | 8  | Cui Jianjun    | -           | 6      | -        | 6              |      |
| Others            |    |                | -           | -      | -        | -              |      |
| <b>Total Team</b> |    |                | 8           | 20     | 21       | 49             | 2.67 |



**Match:** 32 **Date:** 05.09.2014 **Spectators:** 2'100  
**City:** Gdansk  
**Hall:** Ergo Arena  
**Match duration:** Start: 13:10 End: 14:51 Total: 1:41

| Teams               | Sets     | 1    | 2    | 3    | 4 | 5 | Total |
|---------------------|----------|------|------|------|---|---|-------|
| <b>CHN</b>          | <b>0</b> | 23   | 23   | 19   |   |   | 65    |
| <b>BUL</b>          | <b>3</b> | 25   | 25   | 25   |   |   | 75    |
| <b>Set duration</b> |          | 0:32 | 0:30 | 0:26 |   |   | 1:28  |



### CHN • China

| Rk                | No | Name           | Aces | Faults | Serve Hits | Total Attempts | Note |
|-------------------|----|----------------|------|--------|------------|----------------|------|
| 1                 | 11 | Geng Xin       | 2    | -      | 8          | 10             | 0.67 |
| 1                 | 13 | Kou Zhichao    | 2    | 2      | 4          | 8              | 0.67 |
| 3                 | 8  | Cui Jianjun    | 1    | 1      | 6          | 8              | 0.33 |
| 3                 | 3  | Yuan Zhi       | 1    | 1      | 5          | 7              | 0.33 |
| 3                 | 7  | Zhong Weijun   | 1    | 4      | 9          | 14             | 0.33 |
| -                 | 6  | Liang Chunlong | -    | -      | 4          | 4              |      |
| -                 | 9  | Jiao Shuai     | -    | -      | 4          | 4              |      |
| -                 | 12 | Kong Fanwei    | -    | -      | -          | -              |      |
| -                 | 14 | Xu Jingtao     | -    | -      | 5          | 5              |      |
| -                 | 16 | Ren Qi         | -    | -      | -          | -              |      |
| -                 | 18 | Ji Daoshuai    | -    | -      | 1          | 1              |      |
| -                 | 15 | Li Runming     | -    | 2      | 3          | 5              |      |
| <b>Others</b>     |    |                | -    | -      | -          | -              |      |
| <b>Total Team</b> |    |                | 7    | 10     | 49         | 66             | 2.33 |

| Team | Opponent errors & Team faults | Aces | Faults | Total Attempts |
|------|-------------------------------|------|--------|----------------|
|      | Opponent errors & Team faults | 19   | -      | 19             |


| Rk                | No | Name           | Digs | Faults | Receptions | Total Attempts | Note |
|-------------------|----|----------------|------|--------|------------|----------------|------|
| 1                 | 8  | Cui Jianjun    | 9    | 2      | 2          | 13             | 3.00 |
| 2                 | 16 | Ren Qi         | 4    | 2      | 2          | 8              | 1.33 |
| 3                 | 7  | Zhong Weijun   | 3    | -      | 2          | 5              | 1.00 |
| 3                 | 14 | Xu Jingtao     | 3    | 1      | -          | 4              | 1.00 |
| 5                 | 9  | Jiao Shuai     | 2    | -      | 2          | 4              | 0.67 |
| 5                 | 15 | Li Runming     | 2    | -      | 2          | 4              | 0.67 |
| 7                 | 6  | Liang Chunlong | 1    | 1      | -          | 2              | 0.33 |
| 7                 | 12 | Kong Fanwei    | 1    | 2      | -          | 3              | 0.33 |
| -                 | 11 | Geng Xin       | -    | -      | 3          | 3              |      |
| -                 | 13 | Kou Zhichao    | -    | -      | 1          | 1              |      |
| -                 | 18 | Ji Daoshuai    | -    | -      | -          | -              |      |
| -                 | 3  | Yuan Zhi       | -    | 1      | 2          | 3              |      |
| <b>Others</b>     |    |                | -    | 15     | -          | 15             |      |
| <b>Total Team</b> |    |                | 25   | 24     | 16         | 65             | 8.33 |

**Match:** 32 **Date:** 05.09.2014 **Spectators:** 2'100  
**City:** Gdansk  
**Hall:** Ergo Arena  
**Match duration:** **Start:** 13:10 **End:** 14:51 **Total:** 1:41

| Teams               | Sets     | 1    | 2    | 3    | 4 | 5 | Total |
|---------------------|----------|------|------|------|---|---|-------|
| <b>CHN</b>          | <b>0</b> | 23   | 23   | 19   |   |   | 65    |
| <b>BUL</b>          | <b>3</b> | 25   | 25   | 25   |   |   | 75    |
| <b>Set duration</b> |          | 0:32 | 0:30 | 0:26 |   |   | 1:28  |




### CHN • China



**Set**

Avg. by set

| Rk                | No | Name           | Running Sets | Faults | Still Sets | Total Attempts | Note |
|-------------------|----|----------------|--------------|--------|------------|----------------|------|
| 1                 | 9  | Jiao Shuai     | 13           | 1      | 25         | 39             | 4.33 |
| 2                 | 15 | Li Runming     | 3            | -      | 29         | 32             | 1.00 |
| -                 | 3  | Yuan Zhi       | -            | -      | -          | -              |      |
| -                 | 6  | Liang Chunlong | -            | -      | -          | -              |      |
| -                 | 7  | Zhong Weijun   | -            | -      | 2          | 2              |      |
| -                 | 11 | Geng Xin       | -            | -      | 2          | 2              |      |
| -                 | 12 | Kong Fanwei    | -            | -      | 1          | 1              |      |
| -                 | 13 | Kou Zhichao    | -            | -      | 1          | 1              |      |
| -                 | 14 | Xu Jingtao     | -            | -      | 1          | 1              |      |
| -                 | 16 | Ren Qi         | -            | -      | 5          | 5              |      |
| -                 | 18 | Ji Daoshuai    | -            | -      | -          | -              |      |
| -                 | 8  | Cui Jianjun    | -            | 1      | 1          | 2              |      |
| <b>Others</b>     |    |                | -            | -      | -          | -              |      |
| <b>Total Team</b> |    |                | 16           | 2      | 67         | 85             | 5.33 |



**Reception**

Eff. %  
Limit: 25.00%

| Rk                | No | Name           | Excellents | Faults | Serve Receptions | Total Attempts | Note  |
|-------------------|----|----------------|------------|--------|------------------|----------------|-------|
| 1                 | 16 | Ren Qi         | 7          | -      | 8                | 15             | 46.67 |
| 2                 | 8  | Cui Jianjun    | 11         | 2      | 9                | 22             | 40.91 |
| 3                 | 7  | Zhong Weijun   | 10         | 2      | 8                | 20             | 40.00 |
| -                 | 6  | Liang Chunlong | -          | -      | 1                | 1              |       |
| -                 | 3  | Yuan Zhi       | -          | -      | -                | -              |       |
| -                 | 9  | Jiao Shuai     | -          | -      | -                | -              |       |
| -                 | 11 | Geng Xin       | -          | -      | -                | -              |       |
| -                 | 12 | Kong Fanwei    | -          | -      | -                | -              |       |
| -                 | 13 | Kou Zhichao    | -          | -      | -                | -              |       |
| -                 | 14 | Xu Jingtao     | -          | -      | -                | -              |       |
| -                 | 15 | Li Runming     | -          | -      | -                | -              |       |
| -                 | 18 | Ji Daoshuai    | -          | 1      | 1                | 2              |       |
| <b>Others</b>     |    |                | -          | -      | -                | -              |       |
| <b>Total Team</b> |    |                | 28         | 5      | 27               | 60             | 38.33 |

Match: 32 Date: 05.09.2014 Spectators: 2'100

City: Gdansk


Hall: Ergo Arena

Match duration: Start: 13:10 End: 14:51 Total: 1:41

| Teams        | Sets | 1    | 2    | 3    | 4 | 5 | Total |
|--------------|------|------|------|------|---|---|-------|
| CHN          | 0    | 23   | 23   | 19   |   |   | 65    |
| BUL          | 3    | 25   | 25   | 25   |   |   | 75    |
| Set duration |      | 0:32 | 0:30 | 0:26 |   |   | 1:28  |




## BUL • Bulgaria



**Spike**

Succ. %  
Limit: 15.00%

| Rk                | No | Name                | Spikes | Faults | Shots | Total Attempts | Note  |
|-------------------|----|---------------------|--------|--------|-------|----------------|-------|
| 1                 | 8  | Skrimov Todor       | 11     | -      | 7     | 18             | 61.11 |
| 2                 | 6  | Milushev Danail     | 9      | 5      | 5     | 19             | 47.37 |
| 3                 | 19 | Sokolov Tsvetan     | 5      | 2      | 8     | 15             | 33.33 |
| -                 | 17 | Penchev Nikolay     | 5      | 1      | 3     | 9              |       |
| -                 | 12 | Yosifov Viktor      | 2      | -      | 6     | 8              |       |
| -                 | 5  | Gotsev Svetoslav    | 4      | 1      | 3     | 8              |       |
| -                 | 15 | Aleksiev Todor      | 1      | 1      | 3     | 5              |       |
| -                 | 3  | Zhekov Andrey       | -      | -      | 1     | 1              |       |
| -                 | 7  | Gradinarov Miroslav | -      | -      | 1     | 1              |       |
| -                 | 9  | Dimitrov Dobromir   | -      | -      | -     | -              |       |
| -                 | 13 | Salparov Teodor     | -      | -      | -     | -              |       |
| -                 | 14 | Todorov Teodor      | -      | -      | -     | -              |       |
| Others            |    |                     | -      | -      | -     | -              |       |
| <b>Total Team</b> |    |                     | 37     | 10     | 37    | 84             | 44.05 |



**Block**

Avg. by set

| Rk                | No | Name                | Kill Blocks | Faults | Rebounds | Total Attempts | Note |
|-------------------|----|---------------------|-------------|--------|----------|----------------|------|
| 1                 | 12 | Yosifov Viktor      | 4           | 6      | 2        | 12             | 1.33 |
| 2                 | 3  | Zhekov Andrey       | 3           | -      | 4        | 7              | 1.00 |
| 3                 | 5  | Gotsev Svetoslav    | 2           | 3      | 6        | 11             | 0.67 |
| 4                 | 7  | Gradinarov Miroslav | 1           | -      | -        | 1              | 0.33 |
| 4                 | 17 | Penchev Nikolay     | 1           | -      | 2        | 3              | 0.33 |
| 4                 | 19 | Sokolov Tsvetan     | 1           | -      | 1        | 2              | 0.33 |
| -                 | 8  | Skrimov Todor       | -           | -      | -        | -              |      |
| -                 | 9  | Dimitrov Dobromir   | -           | -      | -        | -              |      |
| -                 | 13 | Salparov Teodor     | -           | -      | -        | -              |      |
| -                 | 14 | Todorov Teodor      | -           | -      | -        | -              |      |
| -                 | 6  | Milushev Danail     | -           | 1      | 1        | 2              |      |
| -                 | 15 | Aleksiev Todor      | -           | 1      | 1        | 2              |      |
| Others            |    |                     | -           | -      | -        | -              |      |
| <b>Total Team</b> |    |                     | 12          | 11     | 17       | 40             | 4.00 |

**Match:** 32 **Date:** 05.09.2014 **Spectators:** 2'100  
**City:** Gdansk  
**Hall:** Ergo Arena  
**Match duration:** Start: 13:10 End: 14:51 Total: 1:41

| Teams        | Sets | 1    | 2    | 3    | 4 | 5 | Total |
|--------------|------|------|------|------|---|---|-------|
| CHN          | 0    | 23   | 23   | 19   |   |   | 65    |
| BUL          | 3    | 25   | 25   | 25   |   |   | 75    |
| Set duration |      | 0:32 | 0:30 | 0:26 |   |   | 1:28  |



## BUL • Bulgaria



### Serve

Avg. by set

| Rk                | No | Name                | Aces | Faults | Serve Hits | Total Attempts | Note |
|-------------------|----|---------------------|------|--------|------------|----------------|------|
| 1                 | 3  | Zhekov Andrey       | 1    | 1      | 9          | 11             | 0.33 |
| 1                 | 5  | Gotsev Svetoslav    | 1    | 2      | 10         | 13             | 0.33 |
| 1                 | 6  | Milushev Danail     | 1    | 4      | 4          | 9              | 0.33 |
| 1                 | 8  | Skrimov Todor       | 1    | 3      | 2          | 6              | 0.33 |
| -                 | 7  | Gradinarov Miroslav | -    | -      | 1          | 1              |      |
| -                 | 9  | Dimitrov Dobromir   | -    | -      | -          | -              |      |
| -                 | 13 | Salparov Teodor     | -    | -      | -          | -              |      |
| -                 | 14 | Todorov Teodor      | -    | -      | -          | -              |      |
| -                 | 15 | Aleksiev Todor      | -    | -      | 2          | 2              |      |
| -                 | 17 | Penchev Nikolay     | -    | -      | 12         | 12             |      |
| -                 | 12 | Yosifov Viktor      | -    | 2      | 14         | 16             |      |
| -                 | 19 | Sokolov Tsvetan     | -    | 2      | 2          | 4              |      |
| Others            |    |                     | -    | -      | -          | -              |      |
| <b>Total Team</b> |    |                     | 4    | 14     | 56         | 74             | 1.33 |

### Team

|                               |    |   |    |
|-------------------------------|----|---|----|
| Opponent errors & Team faults | 22 | - | 22 |
|-------------------------------|----|---|----|



### Dig

Avg. by set


| Rk                | No | Name                | Digs | Faults | Receptions | Total Attempts | Note  |
|-------------------|----|---------------------|------|--------|------------|----------------|-------|
| 1                 | 13 | Salparov Teodor     | 10   | 1      | 1          | 12             | 3.33  |
| 1                 | 3  | Zhekov Andrey       | 10   | 3      | 3          | 16             | 3.33  |
| 3                 | 17 | Penchev Nikolay     | 4    | 1      | 1          | 6              | 1.33  |
| 4                 | 12 | Yosifov Viktor      | 3    | -      | -          | 3              | 1.00  |
| 5                 | 8  | Skrimov Todor       | 2    | -      | 2          | 4              | 0.67  |
| 5                 | 15 | Aleksiev Todor      | 2    | -      | 2          | 4              | 0.67  |
| 5                 | 5  | Gotsev Svetoslav    | 2    | 1      | -          | 3              | 0.67  |
| 8                 | 6  | Milushev Danail     | 1    | -      | -          | 1              | 0.33  |
| 8                 | 7  | Gradinarov Miroslav | 1    | -      | -          | 1              | 0.33  |
| 8                 | 19 | Sokolov Tsvetan     | 1    | 1      | -          | 2              | 0.33  |
| -                 | 9  | Dimitrov Dobromir   | -    | -      | -          | -              |       |
| -                 | 14 | Todorov Teodor      | -    | -      | -          | -              |       |
| Others            |    |                     | -    | 16     | -          | 16             |       |
| <b>Total Team</b> |    |                     | 36   | 23     | 9          | 68             | 12.00 |

Match: 32 Date: 05.09.2014 Spectators: 2'100  
 City: Gdansk  
 Hall: Ergo Arena  
 Match duration: Start: 13:10 End: 14:51 Total: 1:41

| Teams        | Sets | 1    | 2    | 3    | 4 | 5 | Total |
|--------------|------|------|------|------|---|---|-------|
| CHN          | 0    | 23   | 23   | 19   |   |   | 65    |
| BUL          | 3    | 25   | 25   | 25   |   |   | 75    |
| Set duration |      | 0:32 | 0:30 | 0:26 |   |   | 1:28  |




### BUL • Bulgaria



**Set**

Avg. by set

| Rk                | No | Name                | Running Sets | Faults | Still Sets | Total Attempts | Note |
|-------------------|----|---------------------|--------------|--------|------------|----------------|------|
| 1                 | 3  | Zhekov Andrey       | 22           | -      | 43         | 65             | 7.33 |
| -                 | 5  | Gotsev Svetoslav    | -            | -      | -          | -              |      |
| -                 | 6  | Milushev Danail     | -            | -      | 2          | 2              |      |
| -                 | 7  | Gradinarov Miroslav | -            | -      | -          | -              |      |
| -                 | 8  | Skrimov Todor       | -            | -      | 3          | 3              |      |
| -                 | 9  | Dimitrov Dobromir   | -            | -      | -          | -              |      |
| -                 | 12 | Yosifov Viktor      | -            | -      | 2          | 2              |      |
| -                 | 13 | Salparov Teodor     | -            | -      | 7          | 7              |      |
| -                 | 14 | Todorov Teodor      | -            | -      | -          | -              |      |
| -                 | 15 | Aleksiev Todor      | -            | -      | -          | -              |      |
| -                 | 17 | Penchev Nikolay     | -            | -      | 4          | 4              |      |
| -                 | 19 | Sokolov Tsvetan     | -            | -      | 1          | 1              |      |
| <b>Others</b>     |    |                     | -            | -      | -          | -              |      |
| <b>Total Team</b> |    |                     | 22           | -      | 62         | 84             | 7.33 |



**Reception**

Eff. %  
Limit: 25.00%

| Rk                | No | Name                | Excellents | Faults | Serve Receptions | Total Attempts | Note  |
|-------------------|----|---------------------|------------|--------|------------------|----------------|-------|
| 1                 | 13 | Salparov Teodor     | 17         | 3      | 6                | 26             | 53.85 |
| 2                 | 17 | Penchev Nikolay     | 8          | -      | 9                | 17             | 47.06 |
| -                 | 8  | Skrimov Todor       | 3          | 3      | 4                | 10             |       |
| -                 | 15 | Aleksiev Todor      | 1          | 1      | 1                | 3              |       |
| -                 | 3  | Zhekov Andrey       | -          | -      | -                | -              |       |
| -                 | 5  | Gotsev Svetoslav    | -          | -      | -                | -              |       |
| -                 | 6  | Milushev Danail     | -          | -      | -                | -              |       |
| -                 | 7  | Gradinarov Miroslav | -          | -      | -                | -              |       |
| -                 | 9  | Dimitrov Dobromir   | -          | -      | -                | -              |       |
| -                 | 12 | Yosifov Viktor      | -          | -      | -                | -              |       |
| -                 | 14 | Todorov Teodor      | -          | -      | -                | -              |       |
| -                 | 19 | Sokolov Tsvetan     | -          | -      | -                | -              |       |
| <b>Others</b>     |    |                     | -          | -      | -                | -              |       |
| <b>Total Team</b> |    |                     | 29         | 7      | 20               | 56             | 39.29 |

Match: 33 Date: 05.09.2014 Spectators: 3'300

City: Katowice


Hall: Spodek

Match duration: Start: 16:40 End: 18:27 Total: 1:47

| Teams        | Sets | 1    | 2    | 3    | 4    | 5 | Total |
|--------------|------|------|------|------|------|---|-------|
| GER          | 3    | 25   | 25   | 21   | 25   |   | 96    |
| TUN          | 1    | 13   | 19   | 25   | 12   |   | 69    |
| Set duration |      | 0:20 | 0:24 | 0:27 | 0:20 |   | 1:31  |




## GER • Germany



**Spike**

Succ. %  
Limit: 15.00%

| Rk                | No | Name              | Spikes | Faults | Shots | Total Attempts | Note  |
|-------------------|----|-------------------|--------|--------|-------|----------------|-------|
| 1                 | 6  | Kaliberda Denys   | 10     | 1      | 3     | 14             | 71.43 |
| 2                 | 1  | Fromm Christian   | 8      | 3      | 5     | 16             | 50.00 |
| 3                 | 10 | Schöps Jochen     | 6      | 3      | 8     | 17             | 35.29 |
| -                 | 7  | Westphal Dirk     | 5      | -      | 8     | 13             |       |
| -                 | 8  | Böhme Marcus      | 6      | 2      | 3     | 11             |       |
| -                 | 9  | Grozer György     | 5      | -      | 1     | 6              |       |
| -                 | 15 | Broshog Tim       | 3      | -      | 1     | 4              |       |
| -                 | 5  | Kühner Sebastian  | 1      | -      | 2     | 3              |       |
| -                 | 11 | Kampa Lukas       | 1      | 1      | -     | 2              |       |
| -                 | 18 | Andrei Michael    | -      | -      | 1     | 1              |       |
| -                 | 2  | Steuerwald Markus | -      | -      | -     | -              |       |
| -                 | 3  | Schwarz Sebastian | -      | -      | -     | -              |       |
| Others            |    |                   | -      | -      | -     | -              |       |
| <b>Total Team</b> |    |                   | 45     | 10     | 32    | 87             | 51.72 |



**Block**

Avg. by set

| Rk                | No | Name              | Kill Blocks | Faults | Rebounds | Total Attempts | Note |
|-------------------|----|-------------------|-------------|--------|----------|----------------|------|
| 1                 | 8  | Böhme Marcus      | 5           | 8      | 6        | 19             | 1.25 |
| 2                 | 15 | Broshog Tim       | 4           | 6      | 5        | 15             | 1.00 |
| 3                 | 7  | Westphal Dirk     | 1           | 2      | 1        | 4              | 0.25 |
| 3                 | 18 | Andrei Michael    | 1           | 1      | -        | 2              | 0.25 |
| 3                 | 10 | Schöps Jochen     | 1           | 2      | -        | 3              | 0.25 |
| 3                 | 1  | Fromm Christian   | 1           | 5      | 1        | 7              | 0.25 |
| -                 | 2  | Steuerwald Markus | -           | -      | -        | -              |      |
| -                 | 3  | Schwarz Sebastian | -           | -      | -        | -              |      |
| -                 | 11 | Kampa Lukas       | -           | 4      | 3        | 7              |      |
| -                 | 5  | Kühner Sebastian  | -           | 2      | -        | 2              |      |
| -                 | 6  | Kaliberda Denys   | -           | 2      | -        | 2              |      |
| -                 | 9  | Grozer György     | -           | 1      | -        | 1              |      |
| Others            |    |                   | -           | -      | -        | -              |      |
| <b>Total Team</b> |    |                   | 13          | 33     | 16       | 62             | 3.25 |



Match: 33 Date: 05.09.2014 Spectators: 3'300

City: Katowice

Hall: Spodek

Match duration: Start: 16:40 End: 18:27 Total: 1:47

| Teams        | Sets | 1    | 2    | 3    | 4    | 5 | Total |
|--------------|------|------|------|------|------|---|-------|
| GER          | 3    | 25   | 25   | 21   | 25   |   | 96    |
| TUN          | 1    | 13   | 19   | 25   | 12   |   | 69    |
| Set duration |      | 0:20 | 0:24 | 0:27 | 0:20 |   | 1:31  |



## GER • Germany

| Rk                | No | Name              | Aces | Faults | Serve Hits | Total Attempts | Note |
|-------------------|----|-------------------|------|--------|------------|----------------|------|
| 1                 | 10 | Schöps Jochen     | 2    | 2      | 12         | 16             | 0.50 |
| 2                 | 7  | Westphal Dirk     | 1    | 1      | 7          | 9              | 0.25 |
| 2                 | 1  | Fromm Christian   | 1    | 3      | 7          | 11             | 0.25 |
| 2                 | 11 | Kampa Lukas       | 1    | 3      | 3          | 7              | 0.25 |
| 2                 | 8  | Böhme Marcus      | 1    | 6      | 6          | 13             | 0.25 |
| -                 | 2  | Steuerwald Markus | -    | -      | -          | -              |      |
| -                 | 3  | Schwarz Sebastian | -    | -      | -          | -              |      |
| -                 | 5  | Kühner Sebastian  | -    | -      | 1          | 1              |      |
| -                 | 18 | Andrei Michael    | -    | -      | 1          | 1              |      |
| -                 | 15 | Broshog Tim       | -    | 1      | 22         | 23             |      |
| -                 | 6  | Kaliberda Denys   | -    | 2      | 8          | 10             |      |
| -                 | 9  | Grozer György     | -    | 2      | 2          | 4              |      |
| Others            |    |                   | -    | -      | -          | -              |      |
| <b>Total Team</b> |    |                   | 6    | 20     | 69         | 95             | 1.50 |

| Team | Opponent errors & Team faults | Aces | Faults | Total Attempts |
|------|-------------------------------|------|--------|----------------|
|      |                               | 32   | -      | 32             |


| Rk                | No | Name              | Digs | Faults | Receptions | Total Attempts | Note  |
|-------------------|----|-------------------|------|--------|------------|----------------|-------|
| 1                 | 6  | Kaliberda Denys   | 13   | -      | 1          | 14             | 3.25  |
| 1                 | 2  | Steuerwald Markus | 13   | 1      | -          | 14             | 3.25  |
| 3                 | 11 | Kampa Lukas       | 8    | 1      | 2          | 11             | 2.00  |
| 3                 | 10 | Schöps Jochen     | 8    | 1      | -          | 9              | 2.00  |
| 5                 | 7  | Westphal Dirk     | 7    | 1      | 3          | 11             | 1.75  |
| 6                 | 15 | Broshog Tim       | 6    | -      | -          | 6              | 1.50  |
| 7                 | 1  | Fromm Christian   | 4    | -      | 1          | 5              | 1.00  |
| 8                 | 18 | Andrei Michael    | 1    | -      | -          | 1              | 0.25  |
| -                 | 3  | Schwarz Sebastian | -    | -      | -          | -              |       |
| -                 | 5  | Kühner Sebastian  | -    | -      | -          | -              |       |
| -                 | 8  | Böhme Marcus      | -    | -      | -          | -              |       |
| -                 | 9  | Grozer György     | -    | -      | 1          | 1              |       |
| Others            |    |                   | -    | -      | -          | -              |       |
| <b>Total Team</b> |    |                   | 60   | 4      | 8          | 72             | 15.00 |

Match: 33 Date: 05.09.2014 Spectators: 3'300  
 City: Katowice  
 Hall: Spodek  
 Match duration: Start: 16:40 End: 18:27 Total: 1:47

| Teams        | Sets | 1    | 2    | 3    | 4    | 5 | Total |
|--------------|------|------|------|------|------|---|-------|
| GER          | 3    | 25   | 25   | 21   | 25   |   | 96    |
| TUN          | 1    | 13   | 19   | 25   | 12   |   | 69    |
| Set duration |      | 0:20 | 0:24 | 0:27 | 0:20 |   | 1:31  |




## GER • Germany



**Set**

Avg. by set

| Rk                | No | Name              | Running Sets | Faults | Still Sets | Total Attempts | Note |
|-------------------|----|-------------------|--------------|--------|------------|----------------|------|
| 1                 | 11 | Kampa Lukas       | 28           | -      | 27         | 55             | 7.00 |
| 2                 | 5  | Kühner Sebastian  | 3            | -      | 8          | 11             | 0.75 |
| -                 | 1  | Fromm Christian   | -            | -      | -          | -              |      |
| -                 | 2  | Steuerwald Markus | -            | -      | -          | -              |      |
| -                 | 3  | Schwarz Sebastian | -            | -      | -          | -              |      |
| -                 | 6  | Kaliberda Denys   | -            | -      | -          | -              |      |
| -                 | 7  | Westphal Dirk     | -            | -      | -          | -              |      |
| -                 | 8  | Böhme Marcus      | -            | -      | -          | -              |      |
| -                 | 9  | Grozer György     | -            | -      | -          | -              |      |
| -                 | 10 | Schöps Jochen     | -            | -      | -          | -              |      |
| -                 | 15 | Broshog Tim       | -            | -      | -          | -              |      |
| -                 | 18 | Andrei Michael    | -            | -      | -          | -              |      |
| <b>Others</b>     |    |                   | -            | -      | -          | -              |      |
| <b>Total Team</b> |    |                   | 31           | -      | 35         | 66             | 7.75 |



**Reception**

Eff. %  
Limit: 25.00%

| Rk                | No | Name              | Excellents | Faults | Serve Receptions | Total Attempts | Note  |
|-------------------|----|-------------------|------------|--------|------------------|----------------|-------|
| 1                 | 6  | Kaliberda Denys   | 11         | -      | 7                | 18             | 61.11 |
| 2                 | 7  | Westphal Dirk     | 11         | 1      | 8                | 20             | 50.00 |
| -                 | 2  | Steuerwald Markus | 8          | 1      | 4                | 13             |       |
| -                 | 1  | Fromm Christian   | -          | -      | 2                | 2              |       |
| -                 | 10 | Schöps Jochen     | -          | -      | 1                | 1              |       |
| -                 | 3  | Schwarz Sebastian | -          | -      | -                | -              |       |
| -                 | 5  | Kühner Sebastian  | -          | -      | -                | -              |       |
| -                 | 8  | Böhme Marcus      | -          | -      | -                | -              |       |
| -                 | 9  | Grozer György     | -          | -      | -                | -              |       |
| -                 | 11 | Kampa Lukas       | -          | -      | -                | -              |       |
| -                 | 15 | Broshog Tim       | -          | -      | -                | -              |       |
| -                 | 18 | Andrei Michael    | -          | -      | -                | -              |       |
| <b>Others</b>     |    |                   | -          | -      | -                | -              |       |
| <b>Total Team</b> |    |                   | 30         | 2      | 22               | 54             | 51.85 |

Match: 33 Date: 05.09.2014 Spectators: 3'300

City: Katowice


Hall: Spodek

Match duration: Start: 16:40 End: 18:27 Total: 1:47

| Teams        | Sets | 1    | 2    | 3    | 4    | 5 | Total |
|--------------|------|------|------|------|------|---|-------|
| GER          | 3    | 25   | 25   | 21   | 25   |   | 96    |
| TUN          | 1    | 13   | 19   | 25   | 12   |   | 69    |
| Set duration |      | 0:20 | 0:24 | 0:27 | 0:20 |   | 1:31  |




## TUN • Tunisia



**Spike**

Succ. %  
Limit: 15.00%

| Rk                | No | Name                          | Spikes | Faults | Shots | Total Attempts | Note  |
|-------------------|----|-------------------------------|--------|--------|-------|----------------|-------|
| 1                 | 6  | Ben Othmen Miladi Mohamed Ali | 8      | 3      | 4     | 15             | 53.33 |
| 2                 | 4  | Garci Marouen                 | 12     | 9      | 10    | 31             | 38.71 |
| -                 | 11 | Moalla Ismail                 | 2      | 8      | 4     | 14             |       |
| -                 | 7  | Kamosli Elyes                 | 2      | 2      | 5     | 9              |       |
| -                 | 10 | Nagga Hamza                   | 3      | 2      | 4     | 9              |       |
| -                 | 20 | Agrebi Omar                   | 2      | 1      | 4     | 7              |       |
| -                 | 21 | Miladi Nabil                  | 1      | -      | 5     | 6              |       |
| -                 | 15 | Kaabi Hichem                  | 2      | 1      | 1     | 4              |       |
| -                 | 16 | Ben Slimene Khaled            | -      | -      | 1     | 1              |       |
| -                 | 2  | Kadhi Ahmed                   | -      | -      | -     | -              |       |
| -                 | 5  | Sellami Samir                 | -      | -      | -     | -              |       |
| -                 | 12 | Taouerghi Anouer              | -      | -      | -     | -              |       |
| Others            |    |                               | -      | -      | -     | -              |       |
| <b>Total Team</b> |    |                               | 32     | 26     | 38    | 96             | 33.33 |



**Block**

Avg. by set

| Rk                | No | Name                          | Kill Blocks | Faults | Rebounds | Total Attempts | Note |
|-------------------|----|-------------------------------|-------------|--------|----------|----------------|------|
| 1                 | 10 | Nagga Hamza                   | 1           | -      | -        | 1              | 0.25 |
| 1                 | 6  | Ben Othmen Miladi Mohamed Ali | 1           | 1      | 1        | 3              | 0.25 |
| 1                 | 11 | Moalla Ismail                 | 1           | 2      | 2        | 5              | 0.25 |
| 1                 | 21 | Miladi Nabil                  | 1           | 11     | 3        | 15             | 0.25 |
| -                 | 2  | Kadhi Ahmed                   | -           | -      | -        | -              |      |
| -                 | 5  | Sellami Samir                 | -           | -      | -        | -              |      |
| -                 | 12 | Taouerghi Anouer              | -           | -      | -        | -              |      |
| -                 | 7  | Kamosli Elyes                 | -           | 1      | 1        | 2              |      |
| -                 | 20 | Agrebi Omar                   | -           | 8      | 6        | 14             |      |
| -                 | 4  | Garci Marouen                 | -           | 6      | 2        | 8              |      |
| -                 | 16 | Ben Slimene Khaled            | -           | 3      | 1        | 4              |      |
| -                 | 15 | Kaabi Hichem                  | -           | 1      | -        | 1              |      |
| Others            |    |                               | -           | -      | -        | -              |      |
| <b>Total Team</b> |    |                               | 4           | 33     | 16       | 53             | 1.00 |


Match: 33 Date: 05.09.2014 Spectators: 3'300  
 City: Katowice  
 Hall: Spodek  
 Match duration: Start: 16:40 End: 18:27 Total: 1:47

| Teams        | Sets | 1    | 2    | 3    | 4    | 5 | Total |
|--------------|------|------|------|------|------|---|-------|
| GER          | 3    | 25   | 25   | 21   | 25   |   | 96    |
| TUN          | 1    | 13   | 19   | 25   | 12   |   | 69    |
| Set duration |      | 0:20 | 0:24 | 0:27 | 0:20 |   | 1:31  |



## TUN • Tunisia

| Rk                | No | Name                          | Aces | Faults | Serve Hits | Total Attempts | Note |
|-------------------|----|-------------------------------|------|--------|------------|----------------|------|
| 1                 | 15 | Kaabi Hichem                  | 1    | 1      | 3          | 5              | 0.25 |
| -                 | 2  | Kadhi Ahmed                   | -    | -      | -          | -              |      |
| -                 | 6  | Ben Othmen Miladi Mohamed Ali | -    | -      | 8          | 8              |      |
| -                 | 12 | Taouerghi Anouer              | -    | -      | -          | -              |      |
| -                 | 20 | Agrebi Omar                   | -    | -      | 9          | 9              |      |
| -                 | 21 | Miladi Nabil                  | -    | 2      | 12         | 14             |      |
| -                 | 16 | Ben Slimene Khaled            | -    | 2      | 6          | 8              |      |
| -                 | 5  | Sellami Samir                 | -    | 1      | 2          | 3              |      |
| -                 | 10 | Nagga Hamza                   | -    | 2      | 4          | 6              |      |
| -                 | 4  | Garci Marouen                 | -    | 3      | 4          | 7              |      |
| -                 | 11 | Moalla Ismail                 | -    | 3      | 4          | 7              |      |
| -                 | 7  | Kamosli Elyes                 | -    | 2      | 1          | 3              |      |
| Others            |    |                               | -    | -      | -          | -              |      |
| <b>Total Team</b> |    |                               | 1    | 16     | 53         | 70             | 0.25 |




**Serve**

Avg. by set

| Team | Opponent errors & Team faults | Aces | Faults | Total Attempts |
|------|-------------------------------|------|--------|----------------|
|      |                               | 32   | -      | 32             |

| Rk                | No | Name                          | Digs | Faults | Receptions | Total Attempts | Note  |
|-------------------|----|-------------------------------|------|--------|------------|----------------|-------|
| 1                 | 12 | Taouerghi Anouer              | 15   | 3      | 1          | 19             | 3.75  |
| 2                 | 6  | Ben Othmen Miladi Mohamed Ali | 9    | -      | -          | 9              | 2.25  |
| 3                 | 16 | Ben Slimene Khaled            | 8    | 2      | -          | 10             | 2.00  |
| 4                 | 11 | Moalla Ismail                 | 6    | 2      | 1          | 9              | 1.50  |
| 5                 | 20 | Agrebi Omar                   | 5    | -      | -          | 5              | 1.25  |
| 6                 | 21 | Miladi Nabil                  | 4    | -      | -          | 4              | 1.00  |
| 6                 | 10 | Nagga Hamza                   | 4    | 2      | -          | 6              | 1.00  |
| 8                 | 7  | Kamosli Elyes                 | 3    | 1      | 1          | 5              | 0.75  |
| 9                 | 4  | Garci Marouen                 | 2    | 2      | 3          | 7              | 0.50  |
| 10                | 5  | Sellami Samir                 | 1    | 1      | -          | 2              | 0.25  |
| -                 | 2  | Kadhi Ahmed                   | -    | -      | -          | -              |       |
| -                 | 15 | Kaabi Hichem                  | -    | -      | 1          | 1              |       |
| Others            |    |                               | -    | -      | -          | -              |       |
| <b>Total Team</b> |    |                               | 57   | 13     | 7          | 77             | 14.25 |



**Dig**

Avg. by set




**Match:** 33 **Date:** 05.09.2014 **Spectators:** 3'300  
**City:** Katowice  
**Hall:** Spodek  
**Match duration:** Start: 16:40 End: 18:27 Total: 1:47

| Teams               | Sets     | 1    | 2    | 3    | 4    | 5 | Total |
|---------------------|----------|------|------|------|------|---|-------|
| <b>GER</b>          | <b>3</b> | 25   | 25   | 21   | 25   |   | 96    |
| <b>TUN</b>          | <b>1</b> | 13   | 19   | 25   | 12   |   | 69    |
| <b>Set duration</b> |          | 0:20 | 0:24 | 0:27 | 0:20 |   | 1:31  |




### TUN • Tunisia



**Set**

Avg. by set

| Rk                | No | Name                          | Running Sets | Faults | Still Sets | Total Attempts | Note |
|-------------------|----|-------------------------------|--------------|--------|------------|----------------|------|
| 1                 | 16 | Ben Slimene Khaled            | 12           | -      | 36         | 48             | 3.00 |
| 2                 | 5  | Sellami Samir                 | 6            | -      | 22         | 28             | 1.50 |
| -                 | 2  | Kadhi Ahmed                   | -            | -      | -          | -              |      |
| -                 | 4  | Garci Marouen                 | -            | -      | -          | -              |      |
| -                 | 6  | Ben Othmen Miladi Mohamed Ali | -            | -      | -          | -              |      |
| -                 | 7  | Kamosli Elyes                 | -            | -      | -          | -              |      |
| -                 | 10 | Nagga Hamza                   | -            | -      | -          | -              |      |
| -                 | 11 | Moalla Ismail                 | -            | -      | -          | -              |      |
| -                 | 12 | Taouerghi Anouer              | -            | -      | -          | -              |      |
| -                 | 15 | Kaabi Hichem                  | -            | -      | -          | -              |      |
| -                 | 20 | Agrebi Omar                   | -            | -      | -          | -              |      |
| -                 | 21 | Miladi Nabil                  | -            | -      | -          | -              |      |
| <b>Others</b>     |    |                               | -            | -      | -          | -              |      |
| <b>Total Team</b> |    |                               | 18           | -      | 58         | 76             | 4.50 |



**Reception**

Eff. %  
Limit: 25.00%


| Rk                | No | Name                          | Excellents | Faults | Serve Receptions | Total Attempts | Note  |
|-------------------|----|-------------------------------|------------|--------|------------------|----------------|-------|
| 1                 | 12 | Taouerghi Anouer              | 14         | 1      | 11               | 26             | 50.00 |
| 2                 | 6  | Ben Othmen Miladi Mohamed Ali | 8          | 2      | 12               | 22             | 27.27 |
| -                 | 7  | Kamosli Elyes                 | 4          | -      | 5                | 9              |       |
| -                 | 11 | Moalla Ismail                 | 2          | 2      | 5                | 9              |       |
| -                 | 2  | Kadhi Ahmed                   | -          | -      | -                | -              |       |
| -                 | 4  | Garci Marouen                 | -          | -      | -                | -              |       |
| -                 | 15 | Kaabi Hichem                  | -          | -      | -                | -              |       |
| -                 | 16 | Ben Slimene Khaled            | -          | -      | -                | -              |       |
| -                 | 20 | Agrebi Omar                   | -          | -      | -                | -              |       |
| -                 | 21 | Miladi Nabil                  | -          | -      | -                | -              |       |
| -                 | 10 | Nagga Hamza                   | 1          | 2      | 5                | 8              |       |
| -                 | 5  | Sellami Samir                 | -          | 1      | -                | 1              |       |
| <b>Others</b>     |    |                               | -          | -      | -                | -              |       |
| <b>Total Team</b> |    |                               | 29         | 8      | 38               | 75             | 28.00 |

**Match:** 34 **Date:** 05.09.2014 **Spectators:** 2'500  
**City:** Gdansk  
**Hall:** Ergo Arena  
**Match duration:** Start: 16:40 End: 18:00 Total: 1:20

| Teams               | Sets     | 1    | 2    | 3    | 4 | 5 | Total |
|---------------------|----------|------|------|------|---|---|-------|
| <b>CAN</b>          | <b>3</b> | 25   | 25   | 25   |   |   | 75    |
| <b>EGY</b>          | <b>0</b> | 14   | 19   | 22   |   |   | 55    |
| <b>Set duration</b> |          | 0:21 | 0:22 | 0:24 |   |   | 1:07  |




### CAN • Canada



**Spike**

Succ. %  
Limit: 15.00%

| Rk                | No | Name                 | Spikes | Faults | Shots | Total Attempts | Note  |
|-------------------|----|----------------------|--------|--------|-------|----------------|-------|
| 1                 | 12 | Schmitt Gavin        | 13     | 1      | 5     | 19             | 68.42 |
| 2                 | 18 | Hoag Nicholas        | 7      | 2      | 3     | 12             | 58.33 |
| 3                 | 2  | Perrin John Gordon   | 8      | 1      | 6     | 15             | 53.33 |
| -                 | 6  | Duff Justin          | 2      | -      | 2     | 4              |       |
| -                 | 10 | Van Lankvelt Toontje | 1      | -      | 3     | 4              |       |
| -                 | 15 | Winters Frederic     | 3      | -      | 1     | 4              |       |
| -                 | 7  | Soonias Dallas       | 1      | -      | 2     | 3              |       |
| -                 | 17 | Vigrass Graham       | 1      | -      | 1     | 2              |       |
| -                 | 8  | Simac Adam           | 1      | 1      | -     | 2              |       |
| -                 | 1  | Sanders Tyler        | -      | -      | -     | -              |       |
| -                 | 3  | Lewis Daniel         | -      | -      | -     | -              |       |
| -                 | 9  | Schneider Dustin     | -      | -      | -     | -              |       |
| <b>Others</b>     |    |                      | -      | -      | -     | -              |       |
| <b>Total Team</b> |    |                      | 37     | 5      | 23    | 65             | 56.92 |



**Block**

Avg. by set

| Rk                | No | Name                 | Kill Blocks | Faults | Rebounds | Total Attempts | Note |
|-------------------|----|----------------------|-------------|--------|----------|----------------|------|
| 1                 | 6  | Duff Justin          | 3           | 4      | 1        | 8              | 1.00 |
| 2                 | 18 | Hoag Nicholas        | 2           | 1      | 2        | 5              | 0.67 |
| 3                 | 7  | Soonias Dallas       | 1           | -      | 1        | 2              | 0.33 |
| 3                 | 1  | Sanders Tyler        | 1           | 2      | 4        | 7              | 0.33 |
| 3                 | 12 | Schmitt Gavin        | 1           | 2      | 1        | 4              | 0.33 |
| 3                 | 8  | Simac Adam           | 1           | 4      | 1        | 6              | 0.33 |
| -                 | 2  | Perrin John Gordon   | -           | -      | 1        | 1              |      |
| -                 | 3  | Lewis Daniel         | -           | -      | -        | -              |      |
| -                 | 9  | Schneider Dustin     | -           | -      | -        | -              |      |
| -                 | 10 | Van Lankvelt Toontje | -           | -      | -        | -              |      |
| -                 | 17 | Vigrass Graham       | -           | -      | 1        | 1              |      |
| -                 | 15 | Winters Frederic     | -           | 1      | -        | 1              |      |
| <b>Others</b>     |    |                      | -           | -      | -        | -              |      |
| <b>Total Team</b> |    |                      | 9           | 14     | 12       | 35             | 3.00 |




**Match:** 34 **Date:** 05.09.2014 **Spectators:** 2'500  
**City:** Gdansk  
**Hall:** Ergo Arena  
**Match duration:** Start: 16:40 End: 18:00 Total: 1:20

| Teams               | Sets     | 1    | 2    | 3    | 4 | 5 | Total |
|---------------------|----------|------|------|------|---|---|-------|
| <b>CAN</b>          | <b>3</b> | 25   | 25   | 25   |   |   | 75    |
| <b>EGY</b>          | <b>0</b> | 14   | 19   | 22   |   |   | 55    |
| <b>Set duration</b> |          | 0:21 | 0:22 | 0:24 |   |   | 1:07  |



### CAN • Canada

| Rk                | No | Name                 | Aces | Faults | Serve Hits | Total Attempts | Note |
|-------------------|----|----------------------|------|--------|------------|----------------|------|
| 1                 | 12 | Schmitt Gavin        | 3    | 2      | 9          | 14             | 1.00 |
| 2                 | 2  | Perrin John Gordon   | 2    | 4      | 12         | 18             | 0.67 |
| 3                 | 17 | Vigrass Graham       | 1    | -      | 5          | 6              | 0.33 |
| 3                 | 6  | Duff Justin          | 1    | 1      | 8          | 10             | 0.33 |
| 3                 | 18 | Hoag Nicholas        | 1    | 5      | 2          | 8              | 0.33 |
| -                 | 3  | Lewis Daniel         | -    | -      | -          | -              |      |
| -                 | 7  | Soonias Dallas       | -    | -      | 1          | 1              |      |
| -                 | 9  | Schneider Dustin     | -    | -      | -          | -              |      |
| -                 | 10 | Van Lankvelt Toontje | -    | -      | -          | -              |      |
| -                 | 15 | Winters Frederic     | -    | -      | -          | -              |      |
| -                 | 1  | Sanders Tyler        | -    | 1      | 6          | 7              |      |
| -                 | 8  | Simac Adam           | -    | 2      | 7          | 9              |      |
| <b>Others</b>     |    |                      | -    | -      | -          | -              |      |
| <b>Total Team</b> |    |                      | 8    | 15     | 50         | 73             | 2.67 |




**Serve**

Avg. by set

| Team | Opponent errors & Team faults | Aces | Faults | Total Attempts |
|------|-------------------------------|------|--------|----------------|
|      | Opponent errors & Team faults | 21   | -      | 21             |

| Rk                | No | Name                 | Digs | Faults | Receptions | Total Attempts | Note |
|-------------------|----|----------------------|------|--------|------------|----------------|------|
| 1                 | 2  | Perrin John Gordon   | 8    | 2      | 2          | 12             | 2.67 |
| 2                 | 12 | Schmitt Gavin        | 3    | -      | -          | 3              | 1.00 |
| 2                 | 3  | Lewis Daniel         | 3    | 1      | 4          | 8              | 1.00 |
| 4                 | 6  | Duff Justin          | 2    | -      | 1          | 3              | 0.67 |
| 4                 | 10 | Van Lankvelt Toontje | 2    | -      | -          | 2              | 0.67 |
| 6                 | 1  | Sanders Tyler        | 1    | 1      | 2          | 4              | 0.33 |
| 6                 | 18 | Hoag Nicholas        | 1    | 1      | 1          | 3              | 0.33 |
| -                 | 7  | Soonias Dallas       | -    | -      | -          | -              |      |
| -                 | 8  | Simac Adam           | -    | -      | 3          | 3              |      |
| -                 | 9  | Schneider Dustin     | -    | -      | 1          | 1              |      |
| -                 | 15 | Winters Frederic     | -    | -      | -          | -              |      |
| -                 | 17 | Vigrass Graham       | -    | 1      | -          | 1              |      |
| <b>Others</b>     |    |                      | -    | 10     | -          | 10             |      |
| <b>Total Team</b> |    |                      | 20   | 16     | 14         | 50             | 6.67 |



**Dig**

Avg. by set




Match: 34 Date: 05.09.2014 Spectators: 2'500  
 City: Gdansk  
 Hall: Ergo Arena  
 Match duration: Start: 16:40 End: 18:00 Total: 1:20

| Teams        | Sets | 1    | 2    | 3    | 4 | 5 | Total |
|--------------|------|------|------|------|---|---|-------|
| CAN          | 3    | 25   | 25   | 25   |   |   | 75    |
| EGY          | 0    | 14   | 19   | 22   |   |   | 55    |
| Set duration |      | 0:21 | 0:22 | 0:24 |   |   | 1:07  |




### CAN • Canada



**Set**

Avg. by set

| Rk                | No | Name                 | Running Sets | Faults | Still Sets | Total Attempts | Note |
|-------------------|----|----------------------|--------------|--------|------------|----------------|------|
| 1                 | 1  | Sanders Tyler        | 16           | 1      | 30         | 47             | 5.33 |
| 2                 | 9  | Schneider Dustin     | 4            | -      | 7          | 11             | 1.33 |
| -                 | 2  | Perrin John Gordon   | -            | -      | -          | -              |      |
| -                 | 6  | Duff Justin          | -            | -      | 1          | 1              |      |
| -                 | 7  | Soonias Dallas       | -            | -      | -          | -              |      |
| -                 | 8  | Simac Adam           | -            | -      | -          | -              |      |
| -                 | 10 | Van Lankvelt Toontje | -            | -      | -          | -              |      |
| -                 | 12 | Schmitt Gavin        | -            | -      | 1          | 1              |      |
| -                 | 15 | Winters Frederic     | -            | -      | -          | -              |      |
| -                 | 17 | Vigrass Graham       | -            | -      | -          | -              |      |
| -                 | 18 | Hoag Nicholas        | -            | -      | -          | -              |      |
| -                 | 3  | Lewis Daniel         | -            | 1      | 1          | 2              |      |
| <b>Others</b>     |    |                      | -            | -      | -          | -              |      |
| <b>Total Team</b> |    |                      | 20           | 2      | 40         | 62             | 6.67 |



**Reception**

Eff. %  
Limit: 25.00%


| Rk                | No | Name                 | Excellents | Faults | Serve Receptions | Total Attempts | Note  |
|-------------------|----|----------------------|------------|--------|------------------|----------------|-------|
| 1                 | 3  | Lewis Daniel         | 13         | 1      | 4                | 18             | 66.67 |
| 2                 | 2  | Perrin John Gordon   | 5          | -      | 7                | 12             | 41.67 |
| -                 | 18 | Hoag Nicholas        | 5          | 2      | 4                | 11             |       |
| -                 | 15 | Winters Frederic     | 2          | -      | 2                | 4              |       |
| -                 | 6  | Duff Justin          | 1          | -      | -                | 1              |       |
| -                 | 10 | Van Lankvelt Toontje | -          | -      | 1                | 1              |       |
| -                 | 1  | Sanders Tyler        | -          | -      | -                | -              |       |
| -                 | 7  | Soonias Dallas       | -          | -      | -                | -              |       |
| -                 | 8  | Simac Adam           | -          | -      | -                | -              |       |
| -                 | 9  | Schneider Dustin     | -          | -      | -                | -              |       |
| -                 | 12 | Schmitt Gavin        | -          | -      | -                | -              |       |
| -                 | 17 | Vigrass Graham       | -          | -      | -                | -              |       |
| <b>Others</b>     |    |                      | -          | -      | -                | -              |       |
| <b>Total Team</b> |    |                      | 26         | 3      | 18               | 47             | 48.94 |

**Match:** 34 **Date:** 05.09.2014 **Spectators:** 2'500  
**City:** Gdansk  
**Hall:** Ergo Arena  
**Match duration:** Start: 16:40 End: 18:00 Total: 1:20

| Teams               | Sets     | 1    | 2    | 3    | 4 | 5 | Total |
|---------------------|----------|------|------|------|---|---|-------|
| <b>CAN</b>          | <b>3</b> | 25   | 25   | 25   |   |   | 75    |
| <b>EGY</b>          | <b>0</b> | 14   | 19   | 22   |   |   | 55    |
| <b>Set duration</b> |          | 0:21 | 0:22 | 0:24 |   |   | 1:07  |




### EGY • Egypt



**Spike**

Succ. %  
Limit: 15.00%

| Rk                | No | Name                     | Spikes | Faults | Shots | Total Attempts | Note  |
|-------------------|----|--------------------------|--------|--------|-------|----------------|-------|
| 1                 | 1  | Youssef Saleh            | 5      | 2      | 3     | 10             | 50.00 |
| 2                 | 15 | Elkotb Ahmed             | 4      | 2      | 4     | 10             | 40.00 |
| 3                 | 4  | Abdelhay Ahmed           | 7      | 5      | 8     | 20             | 35.00 |
| 4                 | 13 | Badawy Mohamed           | 3      | 3      | 5     | 11             | 27.27 |
| -                 | 6  | Abdelrehim Mamdouh       | 6      | -      | -     | 6              |       |
| -                 | 20 | Abou Abd Elhalim Mohamed | 2      | 2      | 2     | 6              |       |
| -                 | 12 | Abdalla Hossam           | -      | 1      | -     | 1              |       |
| -                 | 2  | Abdelkader Islam         | -      | -      | -     | -              |       |
| -                 | 3  | El Sayed Ahmed           | -      | -      | -     | -              |       |
| -                 | 8  | Thakil Mohamed           | -      | -      | -     | -              |       |
| -                 | 9  | Atia Rashad              | -      | -      | -     | -              |       |
| -                 | 19 | Moawad Mohamed           | -      | -      | -     | -              |       |
| <b>Others</b>     |    |                          | -      | -      | -     | -              |       |
| <b>Total Team</b> |    |                          | 27     | 15     | 22    | 64             | 42.19 |



**Block**

Avg. by set

| Rk                | No | Name                     | Kill Blocks | Faults | Rebounds | Total Attempts | Note |
|-------------------|----|--------------------------|-------------|--------|----------|----------------|------|
| 1                 | 20 | Abou Abd Elhalim Mohamed | 2           | 6      | 4        | 12             | 0.67 |
| -                 | 2  | Abdelkader Islam         | -           | -      | -        | -              |      |
| -                 | 3  | El Sayed Ahmed           | -           | -      | -        | -              |      |
| -                 | 8  | Thakil Mohamed           | -           | -      | -        | -              |      |
| -                 | 9  | Atia Rashad              | -           | -      | -        | -              |      |
| -                 | 13 | Badawy Mohamed           | -           | -      | -        | -              |      |
| -                 | 19 | Moawad Mohamed           | -           | -      | -        | -              |      |
| -                 | 4  | Abdelhay Ahmed           | -           | 2      | 4        | 6              |      |
| -                 | 15 | Elkotb Ahmed             | -           | 2      | 3        | 5              |      |
| -                 | 1  | Youssef Saleh            | -           | 2      | 2        | 4              |      |
| -                 | 6  | Abdelrehim Mamdouh       | -           | 3      | 3        | 6              |      |
| -                 | 12 | Abdalla Hossam           | -           | 3      | 1        | 4              |      |
| <b>Others</b>     |    |                          | -           | -      | -        | -              |      |
| <b>Total Team</b> |    |                          | 2           | 18     | 17       | 37             | 0.67 |


**Match:** 34 **Date:** 05.09.2014 **Spectators:** 2'500  
**City:** Gdansk  
**Hall:** Ergo Arena  
**Match duration:** Start: 16:40 End: 18:00 Total: 1:20

| Teams               | Sets     | 1    | 2    | 3    | 4 | 5 | Total |
|---------------------|----------|------|------|------|---|---|-------|
| <b>CAN</b>          | <b>3</b> | 25   | 25   | 25   |   |   | 75    |
| <b>EGY</b>          | <b>0</b> | 14   | 19   | 22   |   |   | 55    |
| <b>Set duration</b> |          | 0:21 | 0:22 | 0:24 |   |   | 1:07  |



### EGY • Egypt

| Rk                | No | Name                     | Aces | Faults | Serve Hits | Total Attempts | Note |
|-------------------|----|--------------------------|------|--------|------------|----------------|------|
| 1                 | 12 | Abdalla Hossam           | 2    | 2      | 5          | 9              | 0.67 |
| 2                 | 1  | Youssef Saleh            | 1    | -      | 6          | 7              | 0.33 |
| -                 | 2  | Abdelkader Islam         | -    | -      | -          | -              |      |
| -                 | 3  | El Sayed Ahmed           | -    | -      | -          | -              |      |
| -                 | 8  | Thakil Mohamed           | -    | -      | -          | -              |      |
| -                 | 9  | Atia Rashad              | -    | -      | -          | -              |      |
| -                 | 13 | Badawy Mohamed           | -    | -      | 6          | 6              |      |
| -                 | 19 | Moawad Mohamed           | -    | -      | -          | -              |      |
| -                 | 6  | Abdelrehim Mamdouh       | -    | 1      | 9          | 10             |      |
| -                 | 20 | Abou Abd Elhalim Mohamed | -    | 1      | 5          | 6              |      |
| -                 | 4  | Abdelhay Ahmed           | -    | 3      | 11         | 14             |      |
| -                 | 15 | Elkotb Ahmed             | -    | 3      | 2          | 5              |      |
| <b>Others</b>     |    |                          | -    | -      | -          | -              |      |
| <b>Total Team</b> |    |                          | 3    | 10     | 44         | 57             | 1.00 |




**Serve**

Avg. by set

| Team | Opponent errors & Team faults | Aces | Faults | Total Attempts |
|------|-------------------------------|------|--------|----------------|
|      |                               | 23   | -      | 23             |

| Rk                | No | Name                     | Digs | Faults | Receptions | Total Attempts | Note |
|-------------------|----|--------------------------|------|--------|------------|----------------|------|
| 1                 | 1  | Youssef Saleh            | 5    | 1      | 1          | 7              | 1.67 |
| 2                 | 4  | Abdelhay Ahmed           | 3    | 1      | 1          | 5              | 1.00 |
| 2                 | 15 | Elkotb Ahmed             | 3    | 1      | -          | 4              | 1.00 |
| 4                 | 19 | Moawad Mohamed           | 2    | -      | 2          | 4              | 0.67 |
| 4                 | 12 | Abdalla Hossam           | 2    | 1      | 4          | 7              | 0.67 |
| 6                 | 6  | Abdelrehim Mamdouh       | 1    | -      | 1          | 2              | 0.33 |
| -                 | 2  | Abdelkader Islam         | -    | -      | -          | -              |      |
| -                 | 3  | El Sayed Ahmed           | -    | -      | -          | -              |      |
| -                 | 8  | Thakil Mohamed           | -    | -      | -          | -              |      |
| -                 | 9  | Atia Rashad              | -    | -      | -          | -              |      |
| -                 | 13 | Badawy Mohamed           | -    | 1      | -          | 1              |      |
| -                 | 20 | Abou Abd Elhalim Mohamed | -    | 1      | -          | 1              |      |
| <b>Others</b>     |    |                          | -    | 15     | -          | 15             |      |
| <b>Total Team</b> |    |                          | 16   | 21     | 9          | 46             | 5.33 |



**Dig**

Avg. by set




**Match:** 34 **Date:** 05.09.2014 **Spectators:** 2'500  
**City:** Gdansk  
**Hall:** Ergo Arena  
**Match duration:** Start: 16:40 End: 18:00 Total: 1:20

| Teams               | Sets     | 1    | 2    | 3    | 4 | 5 | Total |
|---------------------|----------|------|------|------|---|---|-------|
| <b>CAN</b>          | <b>3</b> | 25   | 25   | 25   |   |   | 75    |
| <b>EGY</b>          | <b>0</b> | 14   | 19   | 22   |   |   | 55    |
| <b>Set duration</b> |          | 0:21 | 0:22 | 0:24 |   |   | 1:07  |




### EGY • Egypt



**Set**

Avg. by set

| Rk                | No | Name                     | Running Sets | Faults | Still Sets | Total Attempts | Note |
|-------------------|----|--------------------------|--------------|--------|------------|----------------|------|
| 1                 | 12 | Abdalla Hossam           | 9            | -      | 41         | 50             | 3.00 |
| -                 | 2  | Abdelkader Islam         | -            | -      | -          | -              |      |
| -                 | 3  | El Sayed Ahmed           | -            | -      | -          | -              |      |
| -                 | 4  | Abdelhay Ahmed           | -            | -      | 1          | 1              |      |
| -                 | 6  | Abdelrehim Mamdouh       | -            | -      | -          | -              |      |
| -                 | 8  | Thakil Mohamed           | -            | -      | -          | -              |      |
| -                 | 9  | Atia Rashad              | -            | -      | -          | -              |      |
| -                 | 13 | Badawy Mohamed           | -            | -      | 1          | 1              |      |
| -                 | 15 | Elkotb Ahmed             | -            | -      | -          | -              |      |
| -                 | 19 | Moawad Mohamed           | -            | -      | 4          | 4              |      |
| -                 | 20 | Abou Abd Elhalim Mohamed | -            | -      | 1          | 1              |      |
| -                 | 1  | Youssef Saleh            | -            | 1      | 3          | 4              |      |
| <b>Others</b>     |    |                          | -            | -      | -          | -              |      |
| <b>Total Team</b> |    |                          | 9            | 1      | 51         | 61             | 3.00 |



**Reception**

Eff. %  
Limit: 25.00%

| Rk                | No | Name                     | Excellents | Faults | Serve Receptions | Total Attempts | Note  |
|-------------------|----|--------------------------|------------|--------|------------------|----------------|-------|
| 1                 | 13 | Badawy Mohamed           | 5          | 2      | 9                | 16             | 18.75 |
| 2                 | 15 | Elkotb Ahmed             | 4          | 4      | 7                | 15             | 0.00  |
| -                 | 19 | Moawad Mohamed           | 8          | 1      | 4                | 13             |       |
| -                 | 1  | Youssef Saleh            | 4          | 3      | 5                | 12             |       |
| -                 | 4  | Abdelhay Ahmed           | 1          | -      | -                | 1              |       |
| -                 | 12 | Abdalla Hossam           | -          | -      | 1                | 1              |       |
| -                 | 2  | Abdelkader Islam         | -          | -      | -                | -              |       |
| -                 | 3  | El Sayed Ahmed           | -          | -      | -                | -              |       |
| -                 | 6  | Abdelrehim Mamdouh       | -          | -      | -                | -              |       |
| -                 | 8  | Thakil Mohamed           | -          | -      | -                | -              |       |
| -                 | 9  | Atia Rashad              | -          | -      | -                | -              |       |
| -                 | 20 | Abou Abd Elhalim Mohamed | -          | -      | -                | -              |       |
| <b>Others</b>     |    |                          | -          | -      | -                | -              |       |
| <b>Total Team</b> |    |                          | 22         | 10     | 26               | 58             | 20.69 |

Match: 35 Date: 05.09.2014 Spectators: 7'100

City: Katowice


Hall: Spodek

Match duration: Start: 20:25 End: 22:09 Total: 1:44

| Teams        | Sets | 1    | 2    | 3    | 4 | 5 | Total |
|--------------|------|------|------|------|---|---|-------|
| BRA          | 3    | 27   | 25   | 26   |   |   | 78    |
| FIN          | 0    | 25   | 21   | 24   |   |   | 70    |
| Set duration |      | 0:30 | 0:29 | 0:32 |   |   | 1:31  |




## BRA • Brazil



**Spike**

Succ. %  
Limit: 15.00%

| Rk                | No | Name                              | Spikes | Faults | Shots | Total Attempts | Note  |
|-------------------|----|-----------------------------------|--------|--------|-------|----------------|-------|
| 1                 | 10 | Lucarelli Santos De Souza Ricardo | 13     | 4      | 8     | 25             | 52.00 |
| 2                 | 4  | De Souza Wallace                  | 15     | 4      | 11    | 30             | 50.00 |
| -                 | 16 | Saatkamp Lucas                    | 10     | 1      | -     | 11             |       |
| -                 | 5  | Dos Santos Jr. Sidnei             | 3      | -      | 6     | 9              |       |
| -                 | 8  | Endres Murilo                     | 4      | -      | 4     | 8              |       |
| -                 | 20 | Vieira De Oliveira Raphael        | 2      | -      | -     | 2              |       |
| -                 | 6  | Vissotto Neves Leandro            | -      | -      | 1     | 1              |       |
| -                 | 1  | Rezende Bruno Mossa               | -      | -      | -     | -              |       |
| -                 | 3  | Carbonera Eder                    | -      | -      | -     | -              |       |
| -                 | 11 | Silva Felipe Lourenço             | -      | -      | -     | -              |       |
| -                 | 12 | Fonteles Luiz Felipe Marques      | -      | -      | -     | -              |       |
| -                 | 19 | Da Silva Pedreira Junior Mario    | -      | -      | -     | -              |       |
| Others            |    |                                   | -      | -      | -     | -              |       |
| <b>Total Team</b> |    |                                   | 47     | 9      | 30    | 86             | 54.65 |



**Block**

Avg. by set


| Rk                | No | Name                              | Kill Blocks | Faults | Rebounds | Total Attempts | Note |
|-------------------|----|-----------------------------------|-------------|--------|----------|----------------|------|
| 1                 | 16 | Saatkamp Lucas                    | 2           | 10     | 3        | 15             | 0.67 |
| 2                 | 6  | Vissotto Neves Leandro            | 1           | 1      | 1        | 3              | 0.33 |
| 2                 | 20 | Vieira De Oliveira Raphael        | 1           | 6      | 4        | 11             | 0.33 |
| 2                 | 4  | De Souza Wallace                  | 1           | 5      | 2        | 8              | 0.33 |
| 2                 | 5  | Dos Santos Jr. Sidnei             | 1           | 9      | 4        | 14             | 0.33 |
| -                 | 1  | Rezende Bruno Mossa               | -           | -      | -        | -              |      |
| -                 | 3  | Carbonera Eder                    | -           | -      | -        | -              |      |
| -                 | 11 | Silva Felipe Lourenço             | -           | -      | -        | -              |      |
| -                 | 12 | Fonteles Luiz Felipe Marques      | -           | -      | -        | -              |      |
| -                 | 19 | Da Silva Pedreira Junior Mario    | -           | -      | -        | -              |      |
| -                 | 8  | Endres Murilo                     | -           | 6      | 1        | 7              |      |
| -                 | 10 | Lucarelli Santos De Souza Ricardo | -           | 5      | -        | 5              |      |
| Others            |    |                                   | -           | -      | -        | -              |      |
| <b>Total Team</b> |    |                                   | 6           | 42     | 15       | 63             | 2.00 |

**Match:** 35 **Date:** 05.09.2014 **Spectators:** 7'100  
**City:** Katowice  
**Hall:** Spodek  
**Match duration:** Start: 20:25 End: 22:09 Total: 1:44

| Teams               | Sets     | 1    | 2    | 3    | 4 | 5 | Total |
|---------------------|----------|------|------|------|---|---|-------|
| <b>BRA</b>          | <b>3</b> | 27   | 25   | 26   |   |   | 78    |
| <b>FIN</b>          | <b>0</b> | 25   | 21   | 24   |   |   | 70    |
| <b>Set duration</b> |          | 0:30 | 0:29 | 0:32 |   |   | 1:31  |



### BRA • Brazil




**Serve**

Avg. by set

| Rk                | No | Name                              | Aces | Faults | Serve Hits | Total Attempts | Note |
|-------------------|----|-----------------------------------|------|--------|------------|----------------|------|
| 1                 | 10 | Lucarelli Santos De Souza Ricardo | 6    | 4      | 7          | 17             | 2.00 |
| 2                 | 4  | De Souza Wallace                  | 2    | 2      | 12         | 16             | 0.67 |
| 3                 | 12 | Fonteles Luiz Felipe Marques      | 1    | -      | 4          | 5              | 0.33 |
| -                 | 1  | Rezende Bruno Mossa               | -    | -      | -          | -              |      |
| -                 | 3  | Carbonera Eder                    | -    | -      | 1          | 1              |      |
| -                 | 6  | Vissotto Neves Leandro            | -    | -      | -          | -              |      |
| -                 | 8  | Endres Murilo                     | -    | -      | 9          | 9              |      |
| -                 | 11 | Silva Felipe Lourenço             | -    | -      | -          | -              |      |
| -                 | 19 | Da Silva Pedreira Junior Mario    | -    | -      | -          | -              |      |
| -                 | 20 | Vieira De Oliveira Raphael        | -    | -      | 10         | 10             |      |
| -                 | 16 | Saatkamp Lucas                    | -    | 4      | 9          | 13             |      |
| -                 | 5  | Dos Santos Jr. Sidnei             | -    | 2      | 4          | 6              |      |
| <b>Others</b>     |    |                                   | -    | -      | -          | -              |      |
| <b>Total Team</b> |    |                                   | 9    | 12     | 56         | 77             | 3.00 |

**Team**

|                               |    |   |    |
|-------------------------------|----|---|----|
| Opponent errors & Team faults | 16 | - | 16 |
|-------------------------------|----|---|----|



**Dig**

Avg. by set

| Rk                | No | Name                              | Digs | Faults | Receptions | Total Attempts | Note  |
|-------------------|----|-----------------------------------|------|--------|------------|----------------|-------|
| 1                 | 8  | Endres Murilo                     | 11   | 1      | 1          | 13             | 3.67  |
| 2                 | 4  | De Souza Wallace                  | 7    | -      | 2          | 9              | 2.33  |
| 2                 | 11 | Silva Felipe Lourenço             | 7    | 2      | -          | 9              | 2.33  |
| 4                 | 20 | Vieira De Oliveira Raphael        | 6    | -      | 1          | 7              | 2.00  |
| 5                 | 19 | Da Silva Pedreira Junior Mario    | 5    | 1      | 1          | 7              | 1.67  |
| 6                 | 10 | Lucarelli Santos De Souza Ricardo | 4    | -      | 2          | 6              | 1.33  |
| 7                 | 5  | Dos Santos Jr. Sidnei             | 3    | -      | -          | 3              | 1.00  |
| -                 | 1  | Rezende Bruno Mossa               | -    | -      | -          | -              |       |
| -                 | 3  | Carbonera Eder                    | -    | -      | -          | -              |       |
| -                 | 6  | Vissotto Neves Leandro            | -    | -      | -          | -              |       |
| -                 | 12 | Fonteles Luiz Felipe Marques      | -    | -      | -          | -              |       |
| -                 | 16 | Saatkamp Lucas                    | -    | -      | 1          | 1              |       |
| <b>Others</b>     |    |                                   | -    | -      | -          | -              |       |
| <b>Total Team</b> |    |                                   | 43   | 4      | 8          | 55             | 14.33 |




**Match:** 35 **Date:** 05.09.2014 **Spectators:** 7'100  
**City:** Katowice  
**Hall:** Spodek  
**Match duration:** Start: 20:25 End: 22:09 Total: 1:44

| Teams               | Sets     | 1    | 2    | 3    | 4 | 5 | Total |
|---------------------|----------|------|------|------|---|---|-------|
| <b>BRA</b>          | <b>3</b> | 27   | 25   | 26   |   |   | 78    |
| <b>FIN</b>          | <b>0</b> | 25   | 21   | 24   |   |   | 70    |
| <b>Set duration</b> |          | 0:30 | 0:29 | 0:32 |   |   | 1:31  |




### BRA • Brazil



**Set**

Avg. by set

| Rk                | No | Name                              | Running Sets | Faults | Still Sets | Total Attempts | Note |
|-------------------|----|-----------------------------------|--------------|--------|------------|----------------|------|
| 1                 | 20 | Vieira De Oliveira Raphael        | 28           | -      | 50         | 78             | 9.33 |
| -                 | 1  | Rezende Bruno Mossa               | -            | -      | -          | -              |      |
| -                 | 3  | Carbonera Eder                    | -            | -      | -          | -              |      |
| -                 | 4  | De Souza Wallace                  | -            | -      | 1          | 1              |      |
| -                 | 5  | Dos Santos Jr. Sidnei             | -            | -      | -          | -              |      |
| -                 | 6  | Vissotto Neves Leandro            | -            | -      | -          | -              |      |
| -                 | 8  | Endres Murilo                     | -            | -      | -          | -              |      |
| -                 | 10 | Lucarelli Santos De Souza Ricardo | -            | -      | -          | -              |      |
| -                 | 11 | Silva Felipe Lourenço             | -            | -      | -          | -              |      |
| -                 | 12 | Fonteles Luiz Felipe Marques      | -            | -      | -          | -              |      |
| -                 | 16 | Saatkamp Lucas                    | -            | -      | -          | -              |      |
| -                 | 19 | Da Silva Pedreira Junior Mario    | -            | -      | -          | -              |      |
| <b>Others</b>     |    |                                   | -            | -      | -          | -              |      |
| <b>Total Team</b> |    |                                   | 28           | -      | 51         | 79             | 9.33 |



**Reception**

Eff. %  
Limit: 25.00%

| Rk                | No | Name                              | Excellents | Faults | Serve Receptions | Total Attempts | Note  |
|-------------------|----|-----------------------------------|------------|--------|------------------|----------------|-------|
| 1                 | 8  | Endres Murilo                     | 10         | -      | 14               | 24             | 41.67 |
| 2                 | 10 | Lucarelli Santos De Souza Ricardo | 7          | 3      | 10               | 20             | 20.00 |
| -                 | 19 | Da Silva Pedreira Junior Mario    | 6          | -      | 6                | 12             |       |
| -                 | 5  | Dos Santos Jr. Sidnei             | 2          | -      | -                | 2              |       |
| -                 | 16 | Saatkamp Lucas                    | -          | -      | 1                | 1              |       |
| -                 | 1  | Rezende Bruno Mossa               | -          | -      | -                | -              |       |
| -                 | 3  | Carbonera Eder                    | -          | -      | -                | -              |       |
| -                 | 4  | De Souza Wallace                  | -          | -      | -                | -              |       |
| -                 | 6  | Vissotto Neves Leandro            | -          | -      | -                | -              |       |
| -                 | 11 | Silva Felipe Lourenço             | -          | -      | -                | -              |       |
| -                 | 12 | Fonteles Luiz Felipe Marques      | -          | -      | -                | -              |       |
| -                 | 20 | Vieira De Oliveira Raphael        | -          | -      | -                | -              |       |
| <b>Others</b>     |    |                                   | -          | -      | -                | -              |       |
| <b>Total Team</b> |    |                                   | 25         | 3      | 31               | 59             | 37.29 |

Match: 35 Date: 05.09.2014 Spectators: 7'100

City: Katowice


Hall: Spodek

Match duration: Start: 20:25 End: 22:09 Total: 1:44

| Teams        | Sets | 1    | 2    | 3    | 4 | 5 | Total |
|--------------|------|------|------|------|---|---|-------|
| BRA          | 3    | 27   | 25   | 26   |   |   | 78    |
| FIN          | 0    | 25   | 21   | 24   |   |   | 70    |
| Set duration |      | 0:30 | 0:29 | 0:32 |   |   | 1:31  |




## FIN • Finland



**Spike**

Succ. %  
Limit: 15.00%

| Rk                | No | Name                | Spikes | Faults | Shots | Total Attempts | Note  |
|-------------------|----|---------------------|--------|--------|-------|----------------|-------|
| 1                 | 16 | Ojansivu Olli-Pekka | 15     | 2      | 12    | 29             | 51.72 |
| 2                 | 12 | Kunnari Olli        | 9      | 2      | 7     | 18             | 50.00 |
| -                 | 5  | Siltala Antti       | 6      | -      | 4     | 10             |       |
| -                 | 13 | Oivanen Mikko       | 4      | 1      | 3     | 8              |       |
| -                 | 14 | Shumov Konstantin   | 3      | 1      | 2     | 6              |       |
| -                 | 15 | Oivanen Matti       | 3      | -      | 1     | 4              |       |
| -                 | 6  | Seppänen Niklas     | 1      | 1      | 1     | 3              |       |
| -                 | 2  | Tervaportti Eemi    | 2      | -      | -     | 2              |       |
| -                 | 3  | Esko Mikko          | -      | -      | -     | -              |       |
| -                 | 4  | Kerminen Lauri      | -      | -      | -     | -              |       |
| -                 | 10 | Sivula Urpo         | -      | -      | -     | -              |       |
| -                 | 18 | Lehtonen Jukka      | -      | -      | -     | -              |       |
| Others            |    |                     | -      | -      | -     | -              |       |
| <b>Total Team</b> |    |                     | 43     | 7      | 30    | 80             | 53.75 |



**Block**

Avg. by set

| Rk                | No | Name                | Kill Blocks | Faults | Rebounds | Total Attempts | Note |
|-------------------|----|---------------------|-------------|--------|----------|----------------|------|
| 1                 | 16 | Ojansivu Olli-Pekka | 1           | 2      | 4        | 7              | 0.33 |
| 1                 | 2  | Tervaportti Eemi    | 1           | 1      | 1        | 3              | 0.33 |
| 1                 | 15 | Oivanen Matti       | 1           | 18     | 4        | 23             | 0.33 |
| -                 | 3  | Esko Mikko          | -           | -      | -        | -              |      |
| -                 | 4  | Kerminen Lauri      | -           | -      | -        | -              |      |
| -                 | 10 | Sivula Urpo         | -           | -      | -        | -              |      |
| -                 | 6  | Seppänen Niklas     | -           | 2      | 2        | 4              |      |
| -                 | 14 | Shumov Konstantin   | -           | 9      | 3        | 12             |      |
| -                 | 5  | Siltala Antti       | -           | 4      | -        | 4              |      |
| -                 | 12 | Kunnari Olli        | -           | 4      | -        | 4              |      |
| -                 | 13 | Oivanen Mikko       | -           | 1      | -        | 1              |      |
| -                 | 18 | Lehtonen Jukka      | -           | 1      | -        | 1              |      |
| Others            |    |                     | -           | -      | -        | -              |      |
| <b>Total Team</b> |    |                     | 3           | 42     | 14       | 59             | 1.00 |


**Match:** 35 **Date:** 05.09.2014 **Spectators:** 7'100  
**City:** Katowice  
**Hall:** Spodek  
**Match duration:** Start: 20:25 End: 22:09 Total: 1:44

| Teams        | Sets | 1    | 2    | 3    | 4 | 5 | Total |
|--------------|------|------|------|------|---|---|-------|
| BRA          | 3    | 27   | 25   | 26   |   |   | 78    |
| FIN          | 0    | 25   | 21   | 24   |   |   | 70    |
| Set duration |      | 0:30 | 0:29 | 0:32 |   |   | 1:31  |



### FIN • Finland

| Rk                | No | Name                | Aces | Faults | Serve Hits | Total Attempts | Note |
|-------------------|----|---------------------|------|--------|------------|----------------|------|
| 1                 | 15 | Oivanen Matti       | 3    | 4      | 5          | 12             | 1.00 |
| -                 | 3  | Esko Mikko          | -    | -      | 3          | 3              |      |
| -                 | 4  | Kerminen Lauri      | -    | -      | -          | -              |      |
| -                 | 6  | Seppänen Niklas     | -    | -      | 3          | 3              |      |
| -                 | 10 | Sivula Urpo         | -    | -      | -          | -              |      |
| -                 | 12 | Kunnari Olli        | -    | -      | 7          | 7              |      |
| -                 | 18 | Lehtonen Jukka      | -    | -      | -          | -              |      |
| -                 | 14 | Shumov Konstantin   | -    | 1      | 10         | 11             |      |
| -                 | 16 | Ojansivu Olli-Pekka | -    | 2      | 12         | 14             |      |
| -                 | 2  | Tervaportti Eemi    | -    | 2      | 8          | 10             |      |
| -                 | 5  | Siltala Antti       | -    | 2      | 6          | 8              |      |
| -                 | 13 | Oivanen Mikko       | -    | 1      | 2          | 3              |      |
| <b>Others</b>     |    |                     | -    | -      | -          | -              |      |
| <b>Total Team</b> |    |                     | 3    | 12     | 56         | 71             | 1.00 |




**Serve**

Avg. by set

| Team | Opponent errors & Team faults | Aces | Faults | Total Attempts |
|------|-------------------------------|------|--------|----------------|
|      | Opponent errors & Team faults | 21   | -      | 21             |

| Rk                | No | Name                | Digs | Faults | Receptions | Total Attempts | Note  |
|-------------------|----|---------------------|------|--------|------------|----------------|-------|
| 1                 | 4  | Kerminen Lauri      | 12   | 3      | -          | 15             | 4.00  |
| 2                 | 12 | Kunnari Olli        | 9    | 1      | -          | 10             | 3.00  |
| 3                 | 16 | Ojansivu Olli-Pekka | 7    | -      | 2          | 9              | 2.33  |
| 4                 | 2  | Tervaportti Eemi    | 6    | 1      | 1          | 8              | 2.00  |
| 4                 | 5  | Siltala Antti       | 6    | 1      | 1          | 8              | 2.00  |
| 6                 | 14 | Shumov Konstantin   | 4    | -      | -          | 4              | 1.33  |
| 7                 | 6  | Seppänen Niklas     | 2    | -      | -          | 2              | 0.67  |
| 8                 | 15 | Oivanen Matti       | 1    | 1      | 2          | 4              | 0.33  |
| -                 | 3  | Esko Mikko          | -    | -      | -          | -              |       |
| -                 | 10 | Sivula Urpo         | -    | -      | -          | -              |       |
| -                 | 13 | Oivanen Mikko       | -    | -      | -          | -              |       |
| -                 | 18 | Lehtonen Jukka      | -    | -      | -          | -              |       |
| <b>Others</b>     |    |                     | -    | -      | -          | -              |       |
| <b>Total Team</b> |    |                     | 47   | 7      | 6          | 60             | 15.67 |



**Dig**


Avg. by set

Match: 35 Date: 05.09.2014 Spectators: 7'100  
 City: Katowice  
 Hall: Spodek  
 Match duration: Start: 20:25 End: 22:09 Total: 1:44

| Teams        | Sets | 1    | 2    | 3    | 4 | 5 | Total |
|--------------|------|------|------|------|---|---|-------|
| BRA          | 3    | 27   | 25   | 26   |   |   | 78    |
| FIN          | 0    | 25   | 21   | 24   |   |   | 70    |
| Set duration |      | 0:30 | 0:29 | 0:32 |   |   | 1:31  |




### FIN • Finland



**Set**

Avg. by set

| Rk                | No | Name                | Running Sets | Faults | Still Sets | Total Attempts | Note |
|-------------------|----|---------------------|--------------|--------|------------|----------------|------|
| 1                 | 2  | Tervaportti Eemi    | 26           | 1      | 40         | 67             | 8.67 |
| -                 | 3  | Esko Mikko          | -            | -      | -          | -              |      |
| -                 | 4  | Kerminen Lauri      | -            | -      | -          | -              |      |
| -                 | 5  | Siltala Antti       | -            | -      | -          | -              |      |
| -                 | 6  | Seppänen Niklas     | -            | -      | -          | -              |      |
| -                 | 10 | Sivula Urpo         | -            | -      | -          | -              |      |
| -                 | 12 | Kunnari Olli        | -            | -      | -          | -              |      |
| -                 | 13 | Oivanen Mikko       | -            | -      | -          | -              |      |
| -                 | 14 | Shumov Konstantin   | -            | -      | -          | -              |      |
| -                 | 15 | Oivanen Matti       | -            | -      | -          | -              |      |
| -                 | 16 | Ojansivu Olli-Pekka | -            | -      | -          | -              |      |
| -                 | 18 | Lehtonen Jukka      | -            | -      | -          | -              |      |
| Others            |    |                     | -            | -      | -          | -              |      |
| <b>Total Team</b> |    |                     | 26           | 1      | 40         | 67             | 8.67 |



**Reception**

Eff. %  
Limit: 25.00%


| Rk                | No | Name                | Excellents | Faults | Serve Receptions | Total Attempts | Note  |
|-------------------|----|---------------------|------------|--------|------------------|----------------|-------|
| 1                 | 4  | Kerminen Lauri      | 8          | 1      | 9                | 18             | 38.89 |
| -                 | 12 | Kunnari Olli        | 6          | 1      | 8                | 15             |       |
| -                 | 6  | Seppänen Niklas     | 6          | -      | 5                | 11             |       |
| -                 | 2  | Tervaportti Eemi    | -          | -      | -                | -              |       |
| -                 | 3  | Esko Mikko          | -          | -      | -                | -              |       |
| -                 | 10 | Sivula Urpo         | -          | -      | -                | -              |       |
| -                 | 14 | Shumov Konstantin   | -          | -      | -                | -              |       |
| -                 | 15 | Oivanen Matti       | -          | -      | -                | -              |       |
| -                 | 16 | Ojansivu Olli-Pekka | -          | -      | -                | -              |       |
| -                 | 18 | Lehtonen Jukka      | -          | -      | -                | -              |       |
| -                 | 5  | Siltala Antti       | 3          | 5      | 8                | 16             |       |
| -                 | 13 | Oivanen Mikko       | -          | 2      | 2                | 4              |       |
| Others            |    |                     | -          | -      | -                | -              |       |
| <b>Total Team</b> |    |                     | 23         | 9      | 32               | 64             | 21.88 |

**Match:** 36 **Date:** 05.09.2014 **Spectators:** 5'500  
**City:** Gdansk  
**Hall:** Ergo Arena  
**Match duration:** Start: 20:25 End: 22:20 Total: 1:55

| Teams               | Sets     | 1    | 2    | 3    | 4    | 5 | Total |
|---------------------|----------|------|------|------|------|---|-------|
| <b>RUS</b>          | <b>3</b> | 21   | 25   | 25   | 25   |   | 96    |
| <b>MEX</b>          | <b>1</b> | 25   | 20   | 14   | 17   |   | 76    |
| <b>Set duration</b> |          | 0:26 | 0:26 | 0:24 | 0:23 |   | 1:39  |




### RUS • Russia



**Spike**

Succ. %  
Limit: 15.00%

| Rk                | No | Name              | Spikes | Faults | Shots | Total Attempts | Note  |
|-------------------|----|-------------------|--------|--------|-------|----------------|-------|
| 1                 | 10 | Savin Sergey      | 17     | 3      | 7     | 27             | 62.96 |
| 2                 | 18 | Moroz Pavel       | 14     | 2      | 11    | 27             | 51.85 |
| 3                 | 8  | Biriukov Denis    | 10     | 3      | 7     | 20             | 50.00 |
| -                 | 14 | Volvich Artem     | 7      | 1      | 1     | 9              |       |
| -                 | 11 | Ashchev Andrey    | 4      | -      | 3     | 7              |       |
| -                 | 13 | Muserskiy Dmitriy | 2      | -      | 2     | 4              |       |
| -                 | 2  | Makarov Sergey    | -      | -      | 1     | 1              |       |
| -                 | 5  | Grankin Sergey    | -      | -      | -     | -              |       |
| -                 | 7  | Pavlov Nikolay    | -      | -      | -     | -              |       |
| -                 | 15 | Ilinykh Dmitriy   | -      | -      | -     | -              |       |
| -                 | 20 | Ermakov Artem     | -      | -      | -     | -              |       |
| -                 | 21 | Golubev Valentin  | -      | -      | -     | -              |       |
| <b>Others</b>     |    |                   | -      | -      | -     | -              |       |
| <b>Total Team</b> |    |                   | 54     | 9      | 32    | 95             | 56.84 |



**Block**

Avg. by set


| Rk                | No | Name              | Kill Blocks | Faults | Rebounds | Total Attempts | Note |
|-------------------|----|-------------------|-------------|--------|----------|----------------|------|
| 1                 | 11 | Ashchev Andrey    | 4           | 3      | 4        | 11             | 1.00 |
| 2                 | 14 | Volvich Artem     | 3           | 7      | 1        | 11             | 0.75 |
| 3                 | 2  | Makarov Sergey    | 1           | 2      | 8        | 11             | 0.25 |
| 3                 | 8  | Biriukov Denis    | 1           | 2      | 3        | 6              | 0.25 |
| 3                 | 13 | Muserskiy Dmitriy | 1           | 1      | 1        | 3              | 0.25 |
| 3                 | 18 | Moroz Pavel       | 1           | 2      | 3        | 6              | 0.25 |
| 3                 | 10 | Savin Sergey      | 1           | 3      | 4        | 8              | 0.25 |
| -                 | 5  | Grankin Sergey    | -           | -      | -        | -              |      |
| -                 | 7  | Pavlov Nikolay    | -           | -      | -        | -              |      |
| -                 | 15 | Ilinykh Dmitriy   | -           | -      | -        | -              |      |
| -                 | 20 | Ermakov Artem     | -           | -      | -        | -              |      |
| -                 | 21 | Golubev Valentin  | -           | -      | -        | -              |      |
| <b>Others</b>     |    |                   | -           | -      | -        | -              |      |
| <b>Total Team</b> |    |                   | 12          | 20     | 24       | 56             | 3.00 |

**Match:** 36 **Date:** 05.09.2014 **Spectators:** 5'500  
**City:** Gdansk  
**Hall:** Ergo Arena  
**Match duration:** Start: 20:25 End: 22:20 Total: 1:55

| Teams               | Sets     | 1    | 2    | 3    | 4    | 5 | Total |
|---------------------|----------|------|------|------|------|---|-------|
| <b>RUS</b>          | <b>3</b> | 21   | 25   | 25   | 25   |   | 96    |
| <b>MEX</b>          | <b>1</b> | 25   | 20   | 14   | 17   |   | 76    |
| <b>Set duration</b> |          | 0:26 | 0:26 | 0:24 | 0:23 |   | 1:39  |



### RUS • Russia




**Serve**

Avg. by set

| Rk                | No | Name              | Aces | Faults | Serve Hits | Total Attempts | Note |
|-------------------|----|-------------------|------|--------|------------|----------------|------|
| 1                 | 8  | Biriukov Denis    | 2    | 2      | 22         | 26             | 0.50 |
| -                 | 2  | Makarov Sergey    | -    | -      | 11         | 11             |      |
| -                 | 5  | Grankin Sergey    | -    | -      | -          | -              |      |
| -                 | 7  | Pavlov Nikolay    | -    | -      | -          | -              |      |
| -                 | 11 | Ashchev Andrey    | -    | -      | 16         | 16             |      |
| -                 | 15 | Ilinykh Dmitriy   | -    | -      | -          | -              |      |
| -                 | 20 | Ermakov Artem     | -    | -      | -          | -              |      |
| -                 | 21 | Golubev Valentin  | -    | -      | -          | -              |      |
| -                 | 14 | Volvich Artem     | -    | 1      | 13         | 14             |      |
| -                 | 10 | Savin Sergey      | -    | 4      | 9          | 13             |      |
| -                 | 18 | Moroz Pavel       | -    | 5      | 7          | 12             |      |
| -                 | 13 | Muserskiy Dmitriy | -    | 2      | 1          | 3              |      |
| <b>Others</b>     |    |                   | -    | -      | -          | -              |      |
| <b>Total Team</b> |    |                   | 2    | 14     | 79         | 95             | 0.50 |

**Team**

|                               |    |   |    |
|-------------------------------|----|---|----|
| Opponent errors & Team faults | 28 | - | 28 |
|-------------------------------|----|---|----|



**Dig**

Avg. by set

| Rk                | No | Name              | Digs | Faults | Receptions | Total Attempts | Note |
|-------------------|----|-------------------|------|--------|------------|----------------|------|
| 1                 | 21 | Golubev Valentin  | 8    | 3      | 2          | 13             | 2.00 |
| 2                 | 8  | Biriukov Denis    | 7    | 3      | 1          | 11             | 1.75 |
| 3                 | 18 | Moroz Pavel       | 5    | -      | 1          | 6              | 1.25 |
| 3                 | 2  | Makarov Sergey    | 5    | 3      | 4          | 12             | 1.25 |
| 3                 | 10 | Savin Sergey      | 5    | 2      | 1          | 8              | 1.25 |
| 6                 | 11 | Ashchev Andrey    | 3    | -      | 1          | 4              | 0.75 |
| 7                 | 5  | Grankin Sergey    | 1    | 1      | -          | 2              | 0.25 |
| -                 | 7  | Pavlov Nikolay    | -    | -      | -          | -              |      |
| -                 | 13 | Muserskiy Dmitriy | -    | -      | 1          | 1              |      |
| -                 | 14 | Volvich Artem     | -    | -      | 2          | 2              |      |
| -                 | 15 | Ilinykh Dmitriy   | -    | -      | -          | -              |      |
| -                 | 20 | Ermakov Artem     | -    | -      | -          | -              |      |
| <b>Others</b>     |    |                   | -    | 19     | -          | 19             |      |
| <b>Total Team</b> |    |                   | 34   | 31     | 13         | 78             | 8.50 |

Match: 36 Date: 05.09.2014 Spectators: 5'500

City: Gdansk


Hall: Ergo Arena

Match duration: Start: 20:25 End: 22:20 Total: 1:55

| Teams               | Sets     | 1    | 2    | 3    | 4    | 5 | Total |
|---------------------|----------|------|------|------|------|---|-------|
| <b>RUS</b>          | <b>3</b> | 21   | 25   | 25   | 25   |   | 96    |
| <b>MEX</b>          | <b>1</b> | 25   | 20   | 14   | 17   |   | 76    |
| <b>Set duration</b> |          | 0:26 | 0:26 | 0:24 | 0:23 |   | 1:39  |




## RUS • Russia



**Set**

Avg. by set

| Rk                | No | Name              | Running Sets | Faults | Still Sets | Total Attempts | Note |
|-------------------|----|-------------------|--------------|--------|------------|----------------|------|
| 1                 | 2  | Makarov Sergey    | 25           | -      | 45         | 70             | 6.25 |
| -                 | 5  | Grankin Sergey    | -            | -      | 3          | 3              |      |
| -                 | 7  | Pavlov Nikolay    | -            | -      | -          | -              |      |
| -                 | 8  | Biriukov Denis    | -            | -      | 1          | 1              |      |
| -                 | 10 | Savin Sergey      | -            | -      | -          | -              |      |
| -                 | 11 | Ashchev Andrey    | -            | -      | 1          | 1              |      |
| -                 | 13 | Muserskiy Dmitriy | -            | -      | -          | -              |      |
| -                 | 14 | Volvich Artem     | -            | -      | 2          | 2              |      |
| -                 | 15 | Ilinykh Dmitriy   | -            | -      | -          | -              |      |
| -                 | 18 | Moroz Pavel       | -            | -      | 1          | 1              |      |
| -                 | 20 | Ermakov Artem     | -            | -      | -          | -              |      |
| -                 | 21 | Golubev Valentin  | -            | 1      | 9          | 10             |      |
| <b>Others</b>     |    |                   | -            | -      | -          | -              |      |
| <b>Total Team</b> |    |                   | 25           | 1      | 62         | 88             | 6.25 |



**Reception**

Eff. %  
Limit: 25.00%

| Rk                | No | Name              | Excellents | Faults | Serve Receptions | Total Attempts | Note  |
|-------------------|----|-------------------|------------|--------|------------------|----------------|-------|
| 1                 | 21 | Golubev Valentin  | 16         | 1      | 11               | 28             | 53.57 |
| 2                 | 10 | Savin Sergey      | 11         | -      | 14               | 25             | 44.00 |
| -                 | 8  | Biriukov Denis    | 1          | -      | 7                | 8              |       |
| -                 | 14 | Volvich Artem     | -          | -      | 1                | 1              |       |
| -                 | 2  | Makarov Sergey    | -          | -      | -                | -              |       |
| -                 | 5  | Grankin Sergey    | -          | -      | -                | -              |       |
| -                 | 7  | Pavlov Nikolay    | -          | -      | -                | -              |       |
| -                 | 11 | Ashchev Andrey    | -          | -      | -                | -              |       |
| -                 | 13 | Muserskiy Dmitriy | -          | -      | -                | -              |       |
| -                 | 15 | Ilinykh Dmitriy   | -          | -      | -                | -              |       |
| -                 | 18 | Moroz Pavel       | -          | -      | -                | -              |       |
| -                 | 20 | Ermakov Artem     | -          | -      | -                | -              |       |
| <b>Others</b>     |    |                   | -          | -      | -                | -              |       |
| <b>Total Team</b> |    |                   | 28         | 1      | 33               | 62             | 43.55 |



Match: 36 Date: 05.09.2014 Spectators: 5'500

City: Gdansk


Hall: Ergo Arena

Match duration: Start: 20:25 End: 22:20 Total: 1:55

| Teams        | Sets | 1    | 2    | 3    | 4    | 5 | Total |
|--------------|------|------|------|------|------|---|-------|
| RUS          | 3    | 21   | 25   | 25   | 25   |   | 96    |
| MEX          | 1    | 25   | 20   | 14   | 17   |   | 76    |
| Set duration |      | 0:26 | 0:26 | 0:24 | 0:23 |   | 1:39  |




## MEX • Mexico



**Spike**

Succ. %  
Limit: 15.00%

| Rk                | No | Name            | Spikes | Faults | Shots | Total Attempts | Note  |
|-------------------|----|-----------------|--------|--------|-------|----------------|-------|
| 1                 | 1  | Vargas Daniel   | 18     | 6      | 10    | 34             | 52.94 |
| 2                 | 9  | Guerra Carlos   | 12     | 4      | 10    | 26             | 46.15 |
| -                 | 14 | Aguilera Tomas  | 7      | 3      | 6     | 16             |       |
| -                 | 7  | Quiñones Jorge  | 4      | 5      | 4     | 13             |       |
| -                 | 10 | Rangel Pedro    | 2      | -      | 6     | 8              |       |
| -                 | 13 | Cordova Samuel  | 6      | -      | 2     | 8              |       |
| -                 | 4  | Meyer Gustavo   | 1      | 2      | 2     | 5              |       |
| -                 | 17 | Orellana Nestor | -      | -      | 2     | 2              |       |
| -                 | 15 | Petris Martin   | -      | -      | 1     | 1              |       |
| -                 | 5  | Rangel Jesus    | -      | -      | -     | -              |       |
| -                 | 8  | Herrera Edgar   | -      | -      | -     | -              |       |
| -                 | 11 | Barajas Jorge   | -      | -      | -     | -              |       |
| Others            |    |                 | -      | -      | -     | -              |       |
| <b>Total Team</b> |    |                 | 50     | 20     | 43    | 113            | 44.25 |



**Block**

Avg. by set

| Rk                | No | Name            | Kill Blocks | Faults | Rebounds | Total Attempts | Note |
|-------------------|----|-----------------|-------------|--------|----------|----------------|------|
| 1                 | 1  | Vargas Daniel   | 2           | 3      | 3        | 8              | 0.50 |
| -                 | 4  | Meyer Gustavo   | -           | -      | -        | -              |      |
| -                 | 5  | Rangel Jesus    | -           | -      | -        | -              |      |
| -                 | 8  | Herrera Edgar   | -           | -      | -        | -              |      |
| -                 | 11 | Barajas Jorge   | -           | -      | -        | -              |      |
| -                 | 17 | Orellana Nestor | -           | -      | -        | -              |      |
| -                 | 9  | Guerra Carlos   | -           | 2      | 2        | 4              |      |
| -                 | 13 | Cordova Samuel  | -           | 6      | 5        | 11             |      |
| -                 | 14 | Aguilera Tomas  | -           | 5      | 2        | 7              |      |
| -                 | 7  | Quiñones Jorge  | -           | 1      | -        | 1              |      |
| -                 | 10 | Rangel Pedro    | -           | 3      | -        | 3              |      |
| -                 | 15 | Petris Martin   | -           | 1      | -        | 1              |      |
| Others            |    |                 | -           | -      | -        | -              |      |
| <b>Total Team</b> |    |                 | 2           | 21     | 12       | 35             | 0.50 |

**Match:** 36 **Date:** 05.09.2014 **Spectators:** 5'500  
**City:** Gdansk  
**Hall:** Ergo Arena  
**Match duration:** Start: 20:25 End: 22:20 Total: 1:55

| Teams               | Sets     | 1    | 2    | 3    | 4    | 5 | Total |
|---------------------|----------|------|------|------|------|---|-------|
| <b>RUS</b>          | <b>3</b> | 21   | 25   | 25   | 25   |   | 96    |
| <b>MEX</b>          | <b>1</b> | 25   | 20   | 14   | 17   |   | 76    |
| <b>Set duration</b> |          | 0:26 | 0:26 | 0:24 | 0:23 |   | 1:39  |



### MEX • Mexico

| Rk                | No | Name            | Aces | Faults | Serve Hits | Total Attempts | Note |
|-------------------|----|-----------------|------|--------|------------|----------------|------|
| -                 | 4  | Meyer Gustavo   | -    | -      | 3          | 3              |      |
| -                 | 5  | Rangel Jesus    | -    | -      | -          | -              |      |
| -                 | 7  | Quiñones Jorge  | -    | -      | 14         | 14             |      |
| -                 | 8  | Herrera Edgar   | -    | -      | 1          | 1              |      |
| -                 | 13 | Cordova Samuel  | -    | -      | 9          | 9              |      |
| -                 | 15 | Petris Martin   | -    | -      | -          | -              |      |
| -                 | 14 | Aguilera Tomas  | -    | 1      | 8          | 9              |      |
| -                 | 9  | Guerra Carlos   | -    | 2      | 6          | 8              |      |
| -                 | 10 | Rangel Pedro    | -    | 4      | 9          | 13             |      |
| -                 | 11 | Barajas Jorge   | -    | 2      | 4          | 6              |      |
| -                 | 1  | Vargas Daniel   | -    | 4      | 6          | 10             |      |
| -                 | 17 | Orellana Nestor | -    | 2      | 2          | 4              |      |
| <b>Others</b>     |    |                 | -    | -      | -          | -              |      |
| <b>Total Team</b> |    |                 | -    | 15     | 62         | 77             |      |



**Serve**

Avg. by set

| Team | Opponent errors & Team faults | Aces | Faults | Total Attempts |
|------|-------------------------------|------|--------|----------------|
|      | Opponent errors & Team faults | 24   | -      | 24             |

| Rk                | No | Name            | Digs | Faults | Receptions | Total Attempts | Note |
|-------------------|----|-----------------|------|--------|------------|----------------|------|
| 1                 | 10 | Rangel Pedro    | 7    | 2      | 4          | 13             | 1.75 |
| 2                 | 9  | Guerra Carlos   | 5    | 1      | 2          | 8              | 1.25 |
| 3                 | 5  | Rangel Jesus    | 4    | 3      | 2          | 9              | 1.00 |
| 4                 | 1  | Vargas Daniel   | 3    | 3      | 7          | 13             | 0.75 |
| 5                 | 7  | Quiñones Jorge  | 2    | -      | 1          | 3              | 0.50 |
| 6                 | 4  | Meyer Gustavo   | 1    | -      | 1          | 2              | 0.25 |
| 6                 | 11 | Barajas Jorge   | 1    | -      | -          | 1              | 0.25 |
| 6                 | 14 | Aguilera Tomas  | 1    | -      | 1          | 2              | 0.25 |
| 6                 | 17 | Orellana Nestor | 1    | -      | -          | 1              | 0.25 |
| 6                 | 13 | Cordova Samuel  | 1    | 1      | 2          | 4              | 0.25 |
| -                 | 8  | Herrera Edgar   | -    | -      | -          | -              |      |
| -                 | 15 | Petris Martin   | -    | -      | -          | -              |      |
| <b>Others</b>     |    |                 | -    | 25     | -          | 25             |      |
| <b>Total Team</b> |    |                 | 26   | 35     | 20         | 81             | 6.50 |



**Dig**

Avg. by set



Match: 36 Date: 05.09.2014 Spectators: 5'500

City: Gdansk


Hall: Ergo Arena

Match duration: Start: 20:25 End: 22:20 Total: 1:55

| Teams        | Sets | 1    | 2    | 3    | 4    | 5 | Total |
|--------------|------|------|------|------|------|---|-------|
| RUS          | 3    | 21   | 25   | 25   | 25   |   | 96    |
| MEX          | 1    | 25   | 20   | 14   | 17   |   | 76    |
| Set duration |      | 0:26 | 0:26 | 0:24 | 0:23 |   | 1:39  |




## MEX • Mexico



**Set**

Avg. by set

| Rk                | No | Name            | Running Sets | Faults | Still Sets | Total Attempts | Note |
|-------------------|----|-----------------|--------------|--------|------------|----------------|------|
| 1                 | 10 | Rangel Pedro    | 26           | 1      | 49         | 76             | 6.50 |
| 2                 | 11 | Barajas Jorge   | 2            | -      | 5          | 7              | 0.50 |
| -                 | 1  | Vargas Daniel   | -            | -      | -          | -              |      |
| -                 | 4  | Meyer Gustavo   | -            | -      | -          | -              |      |
| -                 | 5  | Rangel Jesus    | -            | -      | 11         | 11             |      |
| -                 | 7  | Quiñones Jorge  | -            | -      | -          | -              |      |
| -                 | 8  | Herrera Edgar   | -            | -      | -          | -              |      |
| -                 | 9  | Guerra Carlos   | -            | -      | -          | -              |      |
| -                 | 13 | Cordova Samuel  | -            | -      | 1          | 1              |      |
| -                 | 14 | Aguilera Tomas  | -            | -      | -          | -              |      |
| -                 | 15 | Petris Martin   | -            | -      | -          | -              |      |
| -                 | 17 | Orellana Nestor | -            | -      | -          | -              |      |
| <b>Others</b>     |    |                 | -            | -      | -          | -              |      |
| <b>Total Team</b> |    |                 | 28           | 1      | 66         | 95             | 7.00 |



**Reception**

Eff. %  
Limit: 25.00%

| Rk                | No | Name            | Excellents | Faults | Serve Receptions | Total Attempts | Note  |
|-------------------|----|-----------------|------------|--------|------------------|----------------|-------|
| 1                 | 7  | Quiñones Jorge  | 18         | 1      | 10               | 29             | 58.62 |
| 2                 | 9  | Guerra Carlos   | 9          | 2      | 11               | 22             | 31.82 |
| -                 | 5  | Rangel Jesus    | 10         | -      | 9                | 19             |       |
| -                 | 4  | Meyer Gustavo   | -          | -      | 7                | 7              |       |
| -                 | 14 | Aguilera Tomas  | 1          | -      | 1                | 2              |       |
| -                 | 15 | Petris Martin   | -          | -      | 1                | 1              |       |
| -                 | 1  | Vargas Daniel   | -          | -      | -                | -              |       |
| -                 | 8  | Herrera Edgar   | -          | -      | -                | -              |       |
| -                 | 11 | Barajas Jorge   | -          | -      | -                | -              |       |
| -                 | 13 | Cordova Samuel  | -          | -      | -                | -              |       |
| -                 | 17 | Orellana Nestor | -          | -      | -                | -              |       |
| -                 | 10 | Rangel Pedro    | -          | 1      | -                | 1              |       |
| <b>Others</b>     |    |                 | -          | -      | -                | -              |       |
| <b>Total Team</b> |    |                 | 38         | 4      | 39               | 81             | 41.98 |



**FIVB**<sup>TM</sup>

FÉDÉRATION INTERNATIONALE  
DE VOLLEYBALL