

FIVBTM



VOLLEYBALL
MEN'S WORLD
CHAMPIONSHIP
POLAND 2014

Daily Bulletin No.1H

FIVB Men's Volleyball World Championship 2014

Pool E

Match: 86 **Date:** 14.09.2014 **Spectators:** 5'100
City: BYDGOSZCZ
Hall: LUCZNICZKA
Match duration: Start: 16:40 End: 19:25 Total: 2:45

Teams	Sets	1	2	3	4	5	Total
ARG	3	19	28	25	23	15	110
USA	2	25	26	20	25	11	107
Set duration		0:27	0:35	0:32	0:30	0:22	2:26

Referees: Taras ILKIW (CAN) & Shin MURANAKA (JPN)

ARG • Argentina		1	2	3	4	5	Pts
1	Darraidou Santiago	☐	☐		☐	☐	1
2	Filardi Javier	■	■	■	■	■	11
3	Porporatto Gustavo Federico			☐	☐	☐	
5	Uriarte Nicolás	☐	☐		☐	☐	1
7	Conte Facundo	■	■	■	■	■	21
10	Gonzalez José Luis	■	■	■	■	■	11
11	Solé Sebastian	■	■	■	■	■	16
14	Crer Pablo		☐	■	■	■	10
15	De Cecco Luciano	■	■	■	■	■	2
16	Ramos Martin	■	■				2
20	Toro Alejandro						
21	L Closter Sebastián	L	L	L	L	L	

Coach: VELASCO Julio (ARG)
Assistant: ALVAREZ Julian (ARG)

USA • USA		1	2	3	4	5	Pts
1	Anderson Matthew	■	■	■	■	■	18
3	Sander Taylor	■	■	■	■	■	14
4	Lee David	■	■	■	■	■	12
6	Lotman Paul	■	■	■	■	■	11
7	Shoji Kawika						
10	Ciarelli Antonio						
11	Christenson Micah	■	■	■	■	■	5
15	Clark Carson						
17	Holt Maxwell	■	■	■	■	■	16
18	Muagututia Garrett						
20	Smith David				☐		2
22	L Shoji Erik	L	L	L	L	L	

Coach: Speraw, John (USA)
Assistant: Fuerbringer, Matthew (USA)

TEAMS AND PLAYERS PERFORMANCES

Won Pts	Total Atts	No Name	Scoring Skills	Won Pts	Total Atts	No Name
53	120	Total Team		61	136	Total Team
16	36	7 Conte Facundo	Spike	15	44	1 Anderson Matthew
9	31	10 Gonzalez José Luis		14	36	3 Sander Taylor
9	16	11 Solé Sebastian		13	19	17 Holt Maxwell
12	64	Total Team	Block	10	61	Total Team
5	23	11 Solé Sebastian		3	10	4 Lee David
2	7	2 Filardi Javier		2	13	11 Christenson Micah
1	2	1 Darraidou Santiago		2	9	1 Anderson Matthew
10	109	Total Team	Serve	7	105	Total Team
4	24	7 Conte Facundo		2	18	11 Christenson Micah
2	14	11 Solé Sebastian		1	15	4 Lee David
1	11	14 Crer Pablo		1	17	1 Anderson Matthew
35		Total Team	Opp. error	29		Total Team
110	293	Total Team	Total	107	302	Total Team
21	66	7 Conte Facundo	Best Scorer	18	70	1 Anderson Matthew

■ Starting line-up Pts = Points scored ☐nn = Captain
☐ Substitute Atts = Attempts L = Libero
Opp = Opponent



Match: 87 **Date:** 14.09.2014 **Spectators:** 10'370
City: KATOWICE
Hall: SPODEK
Match duration: Start: 16:40 End: 18:46 Total: 2:06

Teams	Sets	1	2	3	4	5	Total
BRA	3	25	24	25	25		99
RUS	1	21	26	19	19		85
Set duration		0:26	0:33	0:27	0:24		1:50

Referees: MOKRY Juraj (SVK) & SHAABAN Nasr (EGY)

BRA • Brazil		1	2	3	4	5	Pts
1	Rezende Bruno Mossa	■	■	■	■		5
3	Carbonera Eder		□		■		1
4	De Souza Wallace	■	■				4
5	Dos Santos Jr. Sidnei	■	■	■			5
6	Vissotto Neves Leandro	□	□	■	■		15
8	Endres Murilo	■	■	■	■		9
10	Lucarelli Santos De Souza Ricardo	■	■	■	■		11
11	L Silva Felipe Lourenço	L	L	L	L		
12	Fonteles Luiz Felipe Marques	□	□	□	□		2
16	Saatkamp Lucas	■	■	■	■		11
19	L Da Silva Pedreira Junior Mario	L	L	L	L		
20	Vieira De Oliveira Raphael	□		□			

Coach: Bernardo Rezende (BRA)
Assistant: Roberley Leonaldo (BRA)

RUS • Russia		1	2	3	4	5	Pts
2	Makarov Sergey	□	□	□	□		1
3	Apalikov Nikolay	■	■	■	■		5
5	Grankin Sergey	■	■	■	■		2
8	Biriukov Denis					□	
9	Spiridonov Alexey	■	■	■	■		11
10	Savin Sergey	□	■	■	■		10
13	Muserskiy Dmitriy	■	■	■	■		12
14	Volvich Artem	□	□		□		
15	Ilinykh Dmitriy	■	□	■	■		6
18	Moroz Pavel	■	■				6
20	L Ermakov Artem	L	L	L	L		
21	L Golubev Valentin	L					

Coach: Voronkov Andrey (RUS)
Assistant: Busato Sergio (ITA)

TEAMS AND PLAYERS PERFORMANCES

Won Pts	Total Atts	No Name	Scoring Skills	Won Pts	Total Atts	No Name
48	80	Total Team		41	81	Total Team
12	22	6 Vissotto Neves Leandro	Spike	11	17	9 Spiridonov Alexey
9	14	10 Lucarelli Santos De Souza		8	20	10 Savin Sergey
9	12	16 Saatkamp Lucas		7	13	13 Muserskiy Dmitriy
6	56	Total Team	Block	7	65	Total Team
3	7	6 Vissotto Neves Leandro		3	16	3 Apalikov Nikolay
1	13	16 Saatkamp Lucas		3	22	13 Muserskiy Dmitriy
1	10	8 Endres Murilo		1	2	2 Makarov Sergey
9	98	Total Team	Serve	5	85	Total Team
3	24	1 Rezende Bruno Mossa		2	13	10 Savin Sergey
2	12	5 Dos Santos Jr. Sidnei		2	15	13 Muserskiy Dmitriy
2	12	10 Lucarelli Santos De Souza		1	14	5 Grankin Sergey
36		Total Team	Opp. error	32		Total Team
99	234	Total Team	Total	85	231	Total Team
15	37	6 Vissotto Neves Leandro	Best Scorer	12	50	13 Muserskiy Dmitriy

■ Starting line-up Pts = Points scored □nn = Captain
□ Substitute Atts = Attempts L = Libero
Opp = Opponent



Match: 88 **Date:** 14.09.2014 **Spectators:** 4'154
City: WROCLAW
Hall: HALA STULECIA
Match duration: Start: 16:40 End: 18:10 Total: 1:30

Teams	Sets	1	2	3	4	5	Total
FIN	3	25	25	25			75
BUL	0	18	21	18			57
Set duration		0:23	0:28	0:26			1:17

Referees: ALBRIGHT Paul (USA) & CHOLAKIAN Rolando (ARG)

FIN • Finland		1	2	3	4	5	Pts
2	Tervaportti Eemi					□	
3	Esko Mikko	■	■	■			4
4	L Kerminen Lauri	L	L	L			
5	Siltala Antti	■	■	■			6
6	Seppänen Niklas						
10	Sivula Urpo	■	■	■			22
12	Kunnari Olli	■	■	■			10
13	Oivanen Mikko						
14	Shumov Konstantin						
15	Oivanen Matti	■	■	■			5
16	Ojansivu Olli-Pekka						
18	Lehtonen Jukka	■	■	■			3

Coach: SAMMELVUO Tuomas (FIN)
Assistant: GIOLITO Nicola (ITA)

BUL • Bulgaria		1	2	3	4	5	Pts
3	Zhekov Andrey	■	■	■			1
4	Bozhilov Martin			□			
5	Gotsev Svetoslav	■		■			4
6	Milushev Danail	■	■	□			5
7	Gradinarov Miroslav	■	■	■			3
8	Skrimov Todor	■	□	□			2
9	Dimitrov Dobromir						
13	L Salparov Teodor	L	L	L			
14	Todorov Teodor	■	■	■			6
15	Aleksiev Todor		□	□			2
17	Penchev Nikolay	□	■	■			9
19	Sokolov Tsvetan	□	■	■			11

Coach: Plamen Konstantinov (BUL)
Assistant: Alessandro Piroli (ITA)

TEAMS AND PLAYERS PERFORMANCES

Won Pts	Total Atts	No Name	Scoring Skills	Won Pts	Total Atts	No Name
41	67	Total Team		38	81	Total Team
20	24	10 Sivula Urpo	Spike	10	18	19 Sokolov Tsvetan
9	14	12 Kunnari Olli		9	12	17 Penchev Nikolay
5	17	5 Siltala Antti		6	7	14 Todorov Teodor
7	54	Total Team	Block	3	43	Total Team
2	8	3 Esko Mikko		1	4	3 Zhekov Andrey
2	5	10 Sivula Urpo		1	6	5 Gotsev Svetoslav
1	10	5 Siltala Antti	1	5	19 Sokolov Tsvetan	
2	73	Total Team	Serve	2	59	Total Team
1	14	12 Kunnari Olli		1	9	7 Gradinarov Miroslav
1	10	15 Oivanen Matti		1	7	6 Milushev Danail
25		Total Team	Opp. error	14		Total Team
75	194	Total Team	Total	57	183	Total Team
22	42	10 Sivula Urpo	Best Scorer	11	30	19 Sokolov Tsvetan

■ Starting line-up Pts = Points scored [nn] = Captain
□ Substitute Atts = Attempts L = Libero
Opp = Opponent

FIVB Men's Volleyball World Championship 2014

Pool E

Match: 89 **Date:** 14.09.2014 **Spectators:** 9'600
City: LODZ
Hall: ATLAS ARENA
Match duration: Start: 16:40 End: 18:45 Total: 2:05

Teams	Sets	1	2	3	4	5	Total
SRB	1	25	25	22	18		90
IRI	3	27	22	25	25		99
Set duration		0:28	0:26	0:28	0:27		1:49

Referees: MACIAS Luis (MEX) & RAMIREZ Yuri (DOM)

SRB • Serbia		1	2	3	4	5	Pts
2	Kovacevic Uros	■	■	■	■		18
3	Ivovic Marko			□	□		4
4	Petric Nemanja	■	■	■	■		9
5	Petkovic Vlado						
7	Stankovic Dragan						
9	Jovovic Nikola	■	■	■	■		2
14	Atanasijevic Aleksandar	■	■	■	■		18
15	Starovic Sasa						
17	L Majstorovic Neven						
18	Podrascanin Marko	■	■	■	■		11
19	L Rosic Nikola	L	L	L	L		
20	Lisinac Srecko	■	■	■	■		9

Coach: KOLAKOVIC Igor (SRB)
Assistant: KOZIC Strahinja (SRB)

IRI • Iran		1	2	3	4	5	Pts
1	Mahmoudi Shahram		□	□			1
2	Ebadipour Ghara H. Milad	□	□		□		2
4	Marouflakrani Mir Saeid	■	■	■	■		3
5	Ghaemi Farhad	■	■	■	■		9
6	Mousavi Eraghi Seyed Mohammad	■	■	■	■		10
7	Fayazi Damnabi Pourya						
8	L Zarif Ahangaran V. Farhad	L	L	L	L		
9	Gholami Adel	■	■				2
10	Ghafour Amir	■	■	■	■		30
12	Mirzajanzpour M. Mojtaba	■	■	■	■		11
13	Mahdavi Mehdi	□	□	□			
15	Tashakori Armin	□	□	■	■		9

Coach: KOVAC Slobodan (SRB)
Assistant: PRAKLJACIC Slobodan (SRB)

TEAMS AND PLAYERS PERFORMANCES

Won Pts	Total Atts	No Name	Scoring Skills	Won Pts	Total Atts	No Name
59	101	Total Team		62	104	Total Team
16	28	14 Atanasijevic Aleksandar	Spike	28	40	10 Ghafour Amir
15	22	2 Kovacevic Uros		9	19	12 Mirzajanzpour M. Mojtaba
9	11	20 Lisinac Srecko		8	15	5 Ghaemi Farhad
9	81	Total Team	Block	12	82	Total Team
3	21	18 Podrascanin Marko		4	25	6 Mousavi Eraghi Seyed
2	8	4 Petric Nemanja		3	9	15 Tashakori Armin
2	15	2 Kovacevic Uros	2	8	10 Ghafour Amir	
3	91	Total Team	Serve	3	98	Total Team
1	17	2 Kovacevic Uros		2	23	4 Marouflakrani Mir Saeid
1	15	18 Podrascanin Marko		1	15	15 Tashakori Armin
1	15	14 Atanasijevic Aleksandar				
19		Total Team	Opp. error	22		Total Team
90	273	Total Team	Total	99	284	Total Team
18	54	2 Kovacevic Uros	Best Scorer	30	59	10 Ghafour Amir

■ Starting line-up Pts = Points scored [nn] = Captain
□ Substitute Atts = Attempts L = Libero
Opp = Opponent



Match: 90 **Date:** 14.09.2014 **Spectators:** 2'080
City: BYDGOSZCZ
Hall: LUCZNICZKA
Match duration: Start: 20:25 End: 22:23 Total: 1:58

Teams	Sets	1	2	3	4	5	Total
AUS	1	23	14	25	18		80
ITA	3	25	25	21	25		96
Set duration		0:26	0:22	0:29	0:25		1:42

Referees: Andrey ZENOVICH (RUS) & Abdullah ALENEZI (KUW)

AUS • Australia		1	2	3	4	5	Pts
1	Zingel Aidan	■	■	■	■		8
3	Roberts Nathan						
5	Passier Travis	■	■				1
6	Edgar Thomas	■	■				6
7	Peacock Harrison		□				
9	White Adam	■	■	■	■		11
11 L	Perry Luke	L	L	L	L		
12	Mote Nehemiah		□	■	■		8
14	Sukochev Grigory	■	■	■	■		1
15	Douglas-Powell Thomas Ewen	■	■	■	■		9
16	Smith Luke	□		□	□		1
17	Carroll Paul		□	■	■		7

ITA • Italy		1	2	3	4	5	Pts
2	Kovar Jiri	■	■	■	■		18
3	Parodi Simone		□				1
4	Vettori Luca	■	■	■	■		11
7 L	Rossini Salvatore	L	L	L	L		
10	Lanza Filippo	■	■	■	■		11
11	Buti Simone	■	■	■	■		8
13	Travica Dragan	■	■	■	■		3
15	Birarelli Emanuele	■	■	■	■		7
16	Baranowicz Michele						
18	Sabbi Giulio					□	6
19	Anzani Simone		□		□		1
20 L	Colaci Massimo	L	L	L	L		

Coach: Uriarte, Jon Emili (ARG)
Assistant: Ilott, Daniel John (AUS)

Coach: BERRUTO Mauro (ITA)
Assistant: BROGIONI Andrea (ITA)

TEAMS AND PLAYERS PERFORMANCES

Won Pts	Total Atts	No Name	Scoring Skills	Won Pts	Total Atts	No Name
41	111	Total Team		47	109	Total Team
11	26	9 White Adam	Spike	14	28	2 Kovar Jiri
8	9	12 Mote Nehemiah		10	29	10 Lanza Filippo
7	21	15 Douglas-Powell Thomas		10	28	4 Vettori Luca
8	55	Total Team	Block	13	65	Total Team
3	18	1 Zingel Aidan		3	13	11 Buti Simone
2	4	15 Douglas-Powell Thomas		3	14	2 Kovar Jiri
2	7	6 Edgar Thomas	Serve	2	2	18 Sabbi Giulio
3	81	Total Team		6	95	Total Team
1	10	17 Carroll Paul		2	22	15 Birarelli Emanuele
1	6	6 Edgar Thomas	1	3	18 Sabbi Giulio	
1	6	16 Smith Luke	1	18	11 Buti Simone	
28		Total Team	Opp. error	30		Total Team
80	247	Total Team	Total	96	269	Total Team
11	42	9 White Adam	Best Scorer	18	58	2 Kovar Jiri

■ Starting line-up Pts = Points scored [nn] = Captain
□ Substitute Atts = Attempts L = Libero
Opp = Opponent



Match: 91 **Date:** 14.09.2014 **Spectators:** 2'470
City: KATOWICE
Hall: SPODEK
Match duration: Start: 20:25 End: 22:12 Total: 1:47

Teams	Sets	1	2	3	4	5	Total
GER	3	28	25	25			78
CAN	0	26	22	23			71
Set duration		0:31	0:31	0:32			1:34

Referees: SHAHMIRI Mohammad (IRI) & SANTI Simone (ITA)

GER • Germany		1	2	3	4	5	Pts
2	L Steuerwald Markus					L	
3	Schwarz Sebastian	■			■		5
5	Kühner Sebastian	□			■		2
6	Kaliberda Denys	■	■				13
7	Westphal Dirk	□	■	■			7
8	Böhme Marcus	■	■				1
9	Grozer György	■	■				18
10	Schöps Jochen	□	□	■			7
11	Kampa Lukas	■	■				1
12	L Tille Ferdinand		L	L			
15	Broshog Tim	■	■	■			4
16	Günthör Max				■		1

Coach: Mr. Vital HEYNEN (BEL)
Assistant: Mr. Stefan HÜBNER (GER)

CAN • Canada		1	2	3	4	5	Pts
1	Sanders Tyler	□	□	■			
2	Perrin John Gordon	■	■				6
3	L Lewis Daniel	L	L	L			
6	Duff Justin	■	■	■			8
7	Soonias Dallas	□	□	■			4
8	Simac Adam	■	■				
9	Schneider Dustin	■	■				
10	Van Lankvelt Toontje				■		3
12	Schmitt Gavin	■	■	■			10
15	Winters Frederic	□	■	■			6
17	Vigrass Graham	□	□	■			8
18	Hoag Nicholas	■					3

Coach: Glenn Hoag
Assistant: Vincent Pichette

TEAMS AND PLAYERS PERFORMANCES

Won Pts	Total Atts	No Name	Scoring Skills	Won Pts	Total Atts	No Name
47	105	Total Team		40	91	Total Team
15	26	9 Grozer György	Spike	10	18	12 Schmitt Gavin
9	15	6 Kaliberda Denys		6	9	6 Duff Justin
7	19	7 Westphal Dirk		6	8	17 Vigrass Graham
7	61	Total Team	Block	7	70	Total Team
2	7	9 Grozer György		2	18	6 Duff Justin
1	3	10 Schöps Jochen		1	6	7 Soonias Dallas
1	12	16 Günthör Max	1	5	2 Perrin John Gordon	
5	77	Total Team	Serve	1	72	Total Team
4	12	6 Kaliberda Denys		1	10	17 Vigrass Graham
1	9	9 Grozer György				
19		Total Team	Opp. error	23		Total Team
78	243	Total Team	Total	71	233	Total Team
18	42	9 Grozer György	Best Scorer	10	31	12 Schmitt Gavin

■ Starting line-up Pts = Points scored [nn] = Captain
□ Substitute Atts = Attempts L = Libero
Opp = Opponent



Match: 92 **Date:** 14.09.2014 **Spectators:** 1'520
City: WROCLAW
Hall: HALA STULECIA
Match duration: Start: 20:25 End: 22:38 Total: 2:13

Teams	Sets	1	2	3	4	5	Total
CUB	2	25	20	25	20	11	101
CHN	3	19	25	18	25	15	102
Set duration		0:23	0:25	0:24	0:27	0:15	1:54

Referees: VEREECKE Philippe (FRA) & GRADINSKI Goran (SRB)

CUB • Cuba		1	2	3	4	5	Pts
2	Romero Valdes Inovel			□	□		
3	Calvo Manzano Ricardo Norberto	□					
4	Jimenez Scull Javier Ernesto	■	■	■	□		9
5	Macias Infante Leandro	■	■	■	■	■	
6	L Gutierrez Torna Keibel	L	L	L	L	L	
8	Cepeda Abreu Rolando	□		□	■	■	12
9	Osoria Rodriguez Livan	■	■	■			6
12	Alfonso Gavilan Abrahan	□		□	■	■	5
13	Fiel Rodriguez David				■		2
16	Mesa Sandoval Isbel	■	■	■	□	■	7
17	Chapman Pineiro Felix Emilio	■	■	■	■	■	11
20	Uriarte Mestre Osmany Santiago	■	■	■	■	■	13

Coach: Rodolfo Sanchez (CUB)
Assistant: Victor Garcia Campos (CUB)

CHN • China		1	2	3	4	5	Pts
3	Yuan Zhi						
6	Liang Chunlong	■	■	■	■	■	4
7	Zhong Weijun	■	■	■	■	■	20
8	Cui Jianjun						
9	Jiao Shuai						
11	Geng Xin	■				□	3
12	L Kong Fanwei	L	L	L	L	L	
13	Kou Zhichao	■	■	■	■	■	14
14	Xu Jingtao	■	■	■	■	■	9
15	Li Runming	■	■	■	■	■	6
16	L Ren Qi	L	L	L	L	L	
18	Ji Daoshuai	■	■	■	■	■	18

Coach: XIE Guochen
Assistant: YANG Liqun

TEAMS AND PLAYERS PERFORMANCES

Won Pts	Total Atts	No Name	Scoring Skills	Won Pts	Total Atts	No Name
53	109	Total Team		59	140	Total Team
12	25	8 Cepeda Abreu Rolando	Spike	16	36	18 Ji Daoshuai
11	23	20 Uriarte Mestre Osmany		15	39	7 Zhong Weijun
9	17	4 Jimenez Scull Javier		13	39	13 Kou Zhichao
11	86	Total Team	Block	8	60	Total Team
5	32	17 Chapman Pineiro Felix		2	7	18 Ji Daoshuai
3	24	16 Mesa Sandoval Isbel		2	7	7 Zhong Weijun
1	1	20 Uriarte Mestre Osmany		2	16	6 Liang Chunlong
1	102	Total Team	Serve	7	101	Total Team
1	23	20 Uriarte Mestre Osmany		3	20	7 Zhong Weijun
				3	15	15 Li Runming
				1	19	13 Kou Zhichao
36		Total Team	Opp. error	28		Total Team
101	297	Total Team		Total	102	301
13	47	20 Uriarte Mestre Osmany	Best Scorer	20	66	7 Zhong Weijun

■ Starting line-up Pts = Points scored [nn] = Captain
□ Substitute Atts = Attempts L = Libero
Opp = Opponent



Match: 87 Date: 14.09.2014 Spectators: 10'370

City: KATOWICE


Hall: SPODEK

Match duration: Start: 16:40 End: 18:46 Total: 2:06

Teams	Sets	1	2	3	4	5	Total
BRA	3	25	24	25	25		99
RUS	1	21	26	19	19		85
Set duration		0:26	0:33	0:27	0:24		1:50




BRA • Brazil



Spike

Succ. %
Limit: 15.00%

Rk	No	Name	Spikes	Faults	Shots	Total Attempts	Note
1	16	Saatkamp Lucas	9	2	1	12	75.00
2	10	Lucarelli Santos De Souza Ricardo	9	-	5	14	64.29
3	8	Endres Murilo	8	2	3	13	61.54
4	6	Vissotto Neves Leandro	12	5	5	22	54.55
-	4	De Souza Wallace	3	2	3	8	
-	5	Dos Santos Jr. Sidnei	2	1	1	4	
-	12	Fonteles Luiz Felipe Marques	2	1	1	4	
-	1	Rezende Bruno Mossa	2	-	-	2	
-	3	Carbonera Eder	1	-	-	1	
-	11	Silva Felipe Lourenço	-	-	-	-	
-	19	Da Silva Pedreira Junior Mario	-	-	-	-	
-	20	Vieira De Oliveira Raphael	-	-	-	-	
Others			-	-	-	-	
Total Team			48	13	19	80	60.00



Block

Avg. by set


Rk	No	Name	Kill Blocks	Faults	Rebounds	Total Attempts	Note
1	6	Vissotto Neves Leandro	3	2	2	7	0.75
2	16	Saatkamp Lucas	1	7	5	13	0.25
2	8	Endres Murilo	1	6	3	10	0.25
2	5	Dos Santos Jr. Sidnei	1	9	2	12	0.25
-	11	Silva Felipe Lourenço	-	-	-	-	
-	19	Da Silva Pedreira Junior Mario	-	-	-	-	
-	20	Vieira De Oliveira Raphael	-	-	-	-	
-	12	Fonteles Luiz Felipe Marques	-	1	1	2	
-	4	De Souza Wallace	-	2	1	3	
-	10	Lucarelli Santos De Souza Ricardo	-	4	2	6	
-	1	Rezende Bruno Mossa	-	2	-	2	
-	3	Carbonera Eder	-	1	-	1	
Others			-	-	-	-	
Total Team			6	34	16	56	1.50

Match: 87 Date: 14.09.2014 Spectators: 10'370
 City: KATOWICE
 Hall: SPODEK
 Match duration: Start: 16:40 End: 18:46 Total: 2:06

Teams	Sets	1	2	3	4	5	Total
BRA	3	25	24	25	25		99
RUS	1	21	26	19	19		85
Set duration		0:26	0:33	0:27	0:24		1:50



BRA • Brazil




Serve

Avg. by set

Rk	No	Name	Aces	Faults	Serve Hits	Total Attempts	Note
1	1	Rezende Bruno Mossa	3	1	20	24	0.75
2	5	Dos Santos Jr. Sidnei	2	3	7	12	0.50
2	10	Lucarelli Santos De Souza Ricardo	2	4	6	12	0.50
4	4	De Souza Wallace	1	-	2	3	0.25
4	16	Saatkamp Lucas	1	5	11	17	0.25
-	8	Endres Murilo	-	-	8	8	
-	11	Silva Felipe Lourenço	-	-	-	-	
-	19	Da Silva Pedreira Junior Mario	-	-	-	-	
-	6	Vissotto Neves Leandro	-	2	6	8	
-	3	Carbonera Eder	-	3	3	6	
-	12	Fonteles Luiz Felipe Marques	-	3	3	6	
-	20	Vieira De Oliveira Raphael	-	1	1	2	
Others			-	-	-	-	
Total Team			9	22	67	98	2.25

Team

Opponent errors & Team faults	36	-	36
-------------------------------	----	---	----



Dig

Avg. by set


Rk	No	Name	Digs	Faults	Receptions	Total Attempts	Note
1	10	Lucarelli Santos De Souza Ricardo	9	2	1	12	2.25
2	11	Silva Felipe Lourenço	7	1	1	9	1.75
3	1	Rezende Bruno Mossa	6	3	-	9	1.50
4	8	Endres Murilo	5	1	-	6	1.25
5	16	Saatkamp Lucas	2	-	-	2	0.50
6	3	Carbonera Eder	1	-	-	1	0.25
6	12	Fonteles Luiz Felipe Marques	1	-	-	1	0.25
6	19	Da Silva Pedreira Junior Mario	1	2	-	3	0.25
-	4	De Souza Wallace	-	-	-	-	
-	5	Dos Santos Jr. Sidnei	-	-	-	-	
-	20	Vieira De Oliveira Raphael	-	-	-	-	
-	6	Vissotto Neves Leandro	-	1	-	1	
Others			-	-	-	-	
Total Team			32	10	2	44	8.00

Match: 87 Date: 14.09.2014 Spectators: 10'370
 City: KATOWICE
 Hall: SPODEK
 Match duration: Start: 16:40 End: 18:46 Total: 2:06

Teams	Sets	1	2	3	4	5	Total
BRA	3	25	24	25	25		99
RUS	1	21	26	19	19		85
Set duration		0:26	0:33	0:27	0:24		1:50




BRA • Brazil



Set

Avg. by set

Rk	No	Name	Running Sets	Faults	Still Sets	Total Attempts	Note
1	1	Rezende Bruno Mossa	40	-	19	59	10.00
2	20	Vieira De Oliveira Raphael	3	-	1	4	0.75
-	3	Carbonera Eder	-	-	-	-	
-	4	De Souza Wallace	-	-	-	-	
-	5	Dos Santos Jr. Sidnei	-	-	-	-	
-	6	Vissotto Neves Leandro	-	-	-	-	
-	8	Endres Murilo	-	-	-	-	
-	10	Lucarelli Santos De Souza Ricardo	-	-	-	-	
-	11	Silva Felipe Lourenço	-	-	-	-	
-	12	Fonteles Luiz Felipe Marques	-	-	-	-	
-	16	Saatkamp Lucas	-	-	-	-	
-	19	Da Silva Pedreira Junior Mario	-	-	-	-	
Others			-	-	-	-	
Total Team			43	-	20	63	10.75



Reception

Eff. %
Limit: 25.00%

Rk	No	Name	Excellents	Faults	Serve Receptions	Total Attempts	Note
1	19	Da Silva Pedreira Junior Mario	12	1	12	25	44.00
2	10	Lucarelli Santos De Souza Ricardo	4	3	11	18	5.56
-	8	Endres Murilo	9	1	3	13	
-	5	Dos Santos Jr. Sidnei	1	1	1	3	
-	3	Carbonera Eder	-	-	2	2	
-	12	Fonteles Luiz Felipe Marques	2	-	-	2	
-	1	Rezende Bruno Mossa	1	-	-	1	
-	4	De Souza Wallace	-	-	-	-	
-	6	Vissotto Neves Leandro	-	-	-	-	
-	11	Silva Felipe Lourenço	-	-	-	-	
-	16	Saatkamp Lucas	-	-	-	-	
-	20	Vieira De Oliveira Raphael	-	-	-	-	
Others			-	-	-	-	
Total Team			29	6	29	64	35.94

Match: 87 Date: 14.09.2014 Spectators: 10'370

City: KATOWICE


Hall: SPODEK

Match duration: Start: 16:40 End: 18:46 Total: 2:06

Teams	Sets	1	2	3	4	5	Total
BRA	3	25	24	25	25		99
RUS	1	21	26	19	19		85
Set duration		0:26	0:33	0:27	0:24		1:50




RUS • Russia



Spike

Succ. %
Limit: 15.00%

Rk	No	Name	Spikes	Faults	Shots	Total Attempts	Note
1	9	Spiridonov Alexey	11	3	3	17	64.71
2	13	Muserskiy Dmitriy	7	3	3	13	53.85
3	18	Moroz Pavel	6	2	5	13	46.15
4	10	Savin Sergey	8	4	8	20	40.00
-	15	Ilinykh Dmitriy	6	-	5	11	
-	3	Apalikov Nikolay	2	-	4	6	
-	5	Grankin Sergey	1	-	-	1	
-	2	Makarov Sergey	-	-	-	-	
-	8	Biriukov Denis	-	-	-	-	
-	14	Volvich Artem	-	-	-	-	
-	20	Ermakov Artem	-	-	-	-	
-	21	Golubev Valentin	-	-	-	-	
Others			-	-	-	-	
Total Team			41	12	28	81	50.62



Block

Avg. by set


Rk	No	Name	Kill Blocks	Faults	Rebounds	Total Attempts	Note
1	3	Apalikov Nikolay	3	10	3	16	0.75
1	13	Muserskiy Dmitriy	3	17	2	22	0.75
3	2	Makarov Sergey	1	1	-	2	0.25
-	8	Biriukov Denis	-	-	-	-	
-	20	Ermakov Artem	-	-	-	-	
-	21	Golubev Valentin	-	-	-	-	
-	18	Moroz Pavel	-	1	1	2	
-	15	Ilinykh Dmitriy	-	5	3	8	
-	5	Grankin Sergey	-	4	1	5	
-	10	Savin Sergey	-	6	1	7	
-	9	Spiridonov Alexey	-	2	-	2	
-	14	Volvich Artem	-	1	-	1	
Others			-	-	-	-	
Total Team			7	47	11	65	1.75

Match: 87 Date: 14.09.2014 Spectators: 10'370
 City: KATOWICE
 Hall: SPODEK
 Match duration: Start: 16:40 End: 18:46 Total: 2:06

Teams	Sets	1	2	3	4	5	Total
BRA	3	25	24	25	25		99
RUS	1	21	26	19	19		85
Set duration		0:26	0:33	0:27	0:24		1:50



RUS • Russia




Serve

Avg. by set

Rk	No	Name	Aces	Faults	Serve Hits	Total Attempts	Note
1	10	Savin Sergey	2	3	8	13	0.50
1	13	Muserskiy Dmitriy	2	7	6	15	0.50
3	5	Grankin Sergey	1	-	13	14	0.25
-	2	Makarov Sergey	-	-	-	-	
-	8	Biriukov Denis	-	-	2	2	
-	14	Volvich Artem	-	-	2	2	
-	20	Ermakov Artem	-	-	-	-	
-	21	Golubev Valentin	-	-	-	-	
-	9	Spiridonov Alexey	-	1	10	11	
-	18	Moroz Pavel	-	1	5	6	
-	3	Apalikov Nikolay	-	5	9	14	
-	15	Ilinykh Dmitriy	-	4	4	8	
Others			-	-	-	-	
Total Team			5	21	59	85	1.25

Team

Opponent errors & Team faults	32	2	34
-------------------------------	----	---	----



Dig

Avg. by set

Rk	No	Name	Digs	Faults	Receptions	Total Attempts	Note
1	20	Ermakov Artem	7	1	-	8	1.75
2	5	Grankin Sergey	6	2	1	9	1.50
3	21	Golubev Valentin	4	-	-	4	1.00
4	3	Apalikov Nikolay	3	-	-	3	0.75
4	13	Muserskiy Dmitriy	3	-	-	3	0.75
4	10	Savin Sergey	3	1	-	4	0.75
7	9	Spiridonov Alexey	2	-	1	3	0.50
-	8	Biriukov Denis	-	-	-	-	
-	14	Volvich Artem	-	-	-	-	
-	15	Ilinykh Dmitriy	-	-	-	-	
-	18	Moroz Pavel	-	-	1	1	
-	2	Makarov Sergey	-	1	-	1	
Others			-	-	-	-	
Total Team			28	5	3	36	7.00

Match: 87 Date: 14.09.2014 Spectators: 10'370

City: KATOWICE


Hall: SPODEK

Match duration: Start: 16:40 End: 18:46 Total: 2:06

Teams	Sets	1	2	3	4	5	Total
BRA	3	25	24	25	25		99
RUS	1	21	26	19	19		85
Set duration		0:26	0:33	0:27	0:24		1:50




RUS • Russia



Set

Avg. by set

Rk	No	Name	Running Sets	Faults	Still Sets	Total Attempts	Note
1	5	Grankin Sergey	28	1	36	65	7.00
2	2	Makarov Sergey	4	-	1	5	1.00
-	3	Apalikov Nikolay	-	-	-	-	
-	8	Biriukov Denis	-	-	-	-	
-	9	Spiridonov Alexey	-	-	-	-	
-	10	Savin Sergey	-	-	-	-	
-	13	Muserskiy Dmitriy	-	-	-	-	
-	14	Volvich Artem	-	-	-	-	
-	15	Ilinykh Dmitriy	-	-	-	-	
-	18	Moroz Pavel	-	-	-	-	
-	20	Ermakov Artem	-	-	-	-	
-	21	Golubev Valentin	-	-	-	-	
Others			-	-	-	-	
Total Team			32	1	37	70	8.00



Reception

Eff. %
Limit: 25.00%

Rk	No	Name	Excellents	Faults	Serve Receptions	Total Attempts	Note
1	10	Savin Sergey	8	-	13	21	38.10
2	9	Spiridonov Alexey	7	2	14	23	21.74
-	8	Biriukov Denis	1	-	3	4	
-	5	Grankin Sergey	-	-	1	1	
-	2	Makarov Sergey	-	-	-	-	
-	3	Apalikov Nikolay	-	-	-	-	
-	13	Muserskiy Dmitriy	-	-	-	-	
-	14	Volvich Artem	-	-	-	-	
-	18	Moroz Pavel	-	-	-	-	
-	20	Ermakov Artem	2	4	11	17	
-	15	Ilinykh Dmitriy	-	2	2	4	
-	21	Golubev Valentin	-	3	2	5	
Others			-	-	-	-	
Total Team			18	11	46	75	9.33

Match: 88 Date: 14.09.2014 Spectators: 4'154

City: WROCLAW


Hall: HALA STULECIA

Match duration: Start: 16:40 End: 18:10 Total: 1:30

Teams	Sets	1	2	3	4	5	Total
FIN	3	25	25	25			75
BUL	0	18	21	18			57
Set duration		0:23	0:28	0:26			1:17




FIN • Finland



Spike

Succ. %
Limit: 15.00%

Rk	No	Name	Spikes	Faults	Shots	Total Attempts	Note
1	10	Sivula Urpo	20	2	2	24	83.33
2	12	Kunnari Olli	9	2	3	14	64.29
3	5	Siltala Antti	5	1	11	17	29.41
-	15	Oivanen Matti	3	-	2	5	
-	18	Lehtonen Jukka	2	-	2	4	
-	3	Esko Mikko	2	-	1	3	
-	2	Tervaportti Eemi	-	-	-	-	
-	4	Kerminen Lauri	-	-	-	-	
-	6	Seppänen Niklas	-	-	-	-	
-	13	Oivanen Mikko	-	-	-	-	
-	14	Shumov Konstantin	-	-	-	-	
-	16	Ojansivu Olli-Pekka	-	-	-	-	
Others			-	-	-	-	
Total Team			41	5	21	67	61.19



Block

Avg. by set

Rk	No	Name	Kill Blocks	Faults	Rebounds	Total Attempts	Note
1	3	Esko Mikko	2	1	5	8	0.67
1	10	Sivula Urpo	2	2	1	5	0.67
3	5	Siltala Antti	1	6	3	10	0.33
3	15	Oivanen Matti	1	10	3	14	0.33
3	18	Lehtonen Jukka	1	10	2	13	0.33
-	2	Tervaportti Eemi	-	-	-	-	
-	4	Kerminen Lauri	-	-	-	-	
-	6	Seppänen Niklas	-	-	-	-	
-	13	Oivanen Mikko	-	-	-	-	
-	14	Shumov Konstantin	-	-	-	-	
-	16	Ojansivu Olli-Pekka	-	-	-	-	
-	12	Kunnari Olli	-	3	1	4	
Others			-	-	-	-	
Total Team			7	32	15	54	2.33

Match: 88 Date: 14.09.2014 Spectators: 4'154

City: WROCLAW

Hall: HALA STULECIA


Match duration: Start: 16:40 End: 18:10 Total: 1:30

Teams	Sets	1	2	3	4	5	Total
FIN	3	25	25	25			75
BUL	0	18	21	18			57
Set duration		0:23	0:28	0:26			1:17




FIN • Finland

Rk	No	Name	Aces	Faults	Serve Hits	Total Attempts	Note
1	12	Kunnari Olli	1	2	11	14	0.33
1	15	Oivanen Matti	1	3	6	10	0.33
-	2	Tervaportti Eemi	-	-	1	1	
-	4	Kerminen Lauri	-	-	-	-	
-	6	Seppänen Niklas	-	-	-	-	
-	13	Oivanen Mikko	-	-	-	-	
-	14	Shumov Konstantin	-	-	-	-	
-	16	Ojansivu Olli-Pekka	-	-	-	-	
-	18	Lehtonen Jukka	-	-	11	11	
-	3	Esko Mikko	-	1	15	16	
-	5	Siltala Antti	-	1	7	8	
-	10	Sivula Urpo	-	2	11	13	
Others			-	-	-	-	
Total Team			2	9	62	73	0.67



Team	Opponent errors & Team faults	Aces	Faults	Total Attempts
	Opponent errors & Team faults	25	-	25

Rk	No	Name	Digs	Faults	Receptions	Total Attempts	Note
1	4	Kerminen Lauri	18	3	1	22	6.00
2	3	Esko Mikko	11	1	2	14	3.67
2	12	Kunnari Olli	11	2	4	17	3.67
4	5	Siltala Antti	6	-	2	8	2.00
4	10	Sivula Urpo	6	-	1	7	2.00
6	15	Oivanen Matti	3	-	-	3	1.00
6	18	Lehtonen Jukka	3	-	1	4	1.00
-	2	Tervaportti Eemi	-	-	-	-	
-	6	Seppänen Niklas	-	-	-	-	
-	13	Oivanen Mikko	-	-	-	-	
-	14	Shumov Konstantin	-	-	-	-	
-	16	Ojansivu Olli-Pekka	-	-	-	-	
Others			-	-	-	-	
Total Team			58	6	11	75	19.33



Match: 88 Date: 14.09.2014 Spectators: 4'154

City: WROCLAW


Hall: HALA STULECIA

Match duration: Start: 16:40 End: 18:10 Total: 1:30

Teams	Sets	1	2	3	4	5	Total
FIN	3	25	25	25			75
BUL	0	18	21	18			57
Set duration		0:23	0:28	0:26			1:17




FIN • Finland



Set

Avg. by set

Rk	No	Name	Running Sets	Faults	Still Sets	Total Attempts	Note
1	3	Esko Mikko	15	2	29	46	5.00
-	2	Tervaportti Eemi	-	-	-	-	
-	4	Kerminen Lauri	-	-	-	-	
-	5	Siltala Antti	-	-	-	-	
-	6	Seppänen Niklas	-	-	-	-	
-	10	Sivula Urpo	-	-	-	-	
-	12	Kunnari Olli	-	-	-	-	
-	13	Oivanen Mikko	-	-	-	-	
-	14	Shumov Konstantin	-	-	-	-	
-	15	Oivanen Matti	-	-	-	-	
-	16	Ojansivu Olli-Pekka	-	-	-	-	
-	18	Lehtonen Jukka	-	-	-	-	
Others			-	-	-	-	
Total Team			15	2	29	46	5.00



Reception

Eff. %
Limit: 25.00%

Rk	No	Name	Excellents	Faults	Serve Receptions	Total Attempts	Note
1	12	Kunnari Olli	11	3	7	21	38.10
2	5	Siltala Antti	5	-	11	16	31.25
-	4	Kerminen Lauri	2	-	4	6	
-	2	Tervaportti Eemi	-	-	-	-	
-	3	Esko Mikko	-	-	-	-	
-	6	Seppänen Niklas	-	-	-	-	
-	10	Sivula Urpo	-	-	-	-	
-	13	Oivanen Mikko	-	-	-	-	
-	14	Shumov Konstantin	-	-	-	-	
-	15	Oivanen Matti	-	-	-	-	
-	16	Ojansivu Olli-Pekka	-	-	-	-	
-	18	Lehtonen Jukka	-	-	-	-	
Others			-	-	-	-	
Total Team			18	3	22	43	34.88

Match: 88 Date: 14.09.2014 Spectators: 4'154

City: WROCLAW


Hall: HALA STULECIA

Match duration: Start: 16:40 End: 18:10 Total: 1:30

Teams	Sets	1	2	3	4	5	Total
FIN	3	25	25	25			75
BUL	0	18	21	18			57
Set duration		0:23	0:28	0:26			1:17




BUL • Bulgaria



Spike

Succ. %
Limit: 15.00%

Rk	No	Name	Spikes	Faults	Shots	Total Attempts	Note
1	19	Sokolov Tsvetan	10	1	7	18	55.56
2	6	Milushev Danail	4	3	9	16	25.00
-	17	Penchev Nikolay	9	-	3	12	
-	7	Gradinarov Miroslav	2	2	6	10	
-	14	Todorov Teodor	6	-	1	7	
-	15	Aleksiev Todor	2	2	2	6	
-	8	Skrimov Todor	2	3	1	6	
-	5	Gotsev Svetoslav	3	-	1	4	
-	3	Zhekov Andrey	-	1	1	2	
-	4	Bozhilov Martin	-	-	-	-	
-	9	Dimitrov Dobromir	-	-	-	-	
-	13	Salparov Teodor	-	-	-	-	
Others			-	-	-	-	
Total Team			38	12	31	81	46.91



Block

Avg. by set


Rk	No	Name	Kill Blocks	Faults	Rebounds	Total Attempts	Note
1	3	Zhekov Andrey	1	2	1	4	0.33
1	5	Gotsev Svetoslav	1	4	1	6	0.33
1	19	Sokolov Tsvetan	1	4	-	5	0.33
-	4	Bozhilov Martin	-	-	-	-	
-	7	Gradinarov Miroslav	-	-	1	1	
-	9	Dimitrov Dobromir	-	-	-	-	
-	13	Salparov Teodor	-	-	-	-	
-	17	Penchev Nikolay	-	1	2	3	
-	6	Milushev Danail	-	2	2	4	
-	15	Aleksiev Todor	-	1	1	2	
-	14	Todorov Teodor	-	11	6	17	
-	8	Skrimov Todor	-	1	-	1	
Others			-	-	-	-	
Total Team			3	26	14	43	1.00

Match: 88 Date: 14.09.2014 Spectators: 4'154
 City: WROCLAW
 Hall: HALA STULECIA
 Match duration: Start: 16:40 End: 18:10 Total: 1:30

Teams	Sets	1	2	3	4	5	Total
FIN	3	25	25	25			75
BUL	0	18	21	18			57
Set duration		0:23	0:28	0:26			1:17



BUL • Bulgaria




Serve

Avg. by set

Rk	No	Name	Aces	Faults	Serve Hits	Total Attempts	Note
1	7	Gradinarov Miroslav	1	5	3	9	0.33
1	6	Milushev Danail	1	4	2	7	0.33
-	4	Bozhilov Martin	-	-	-	-	
-	5	Gotsev Svetoslav	-	-	5	5	
-	9	Dimitrov Dobromir	-	-	-	-	
-	13	Salparov Teodor	-	-	-	-	
-	14	Todorov Teodor	-	-	8	8	
-	17	Penchev Nikolay	-	-	6	6	
-	3	Zhekov Andrey	-	1	10	11	
-	8	Skrimov Todor	-	2	3	5	
-	19	Sokolov Tsvetan	-	3	4	7	
-	15	Aleksiev Todor	-	1	-	1	
Others			-	-	-	-	
Total Team			2	16	41	59	0.67

Team

Opponent errors & Team faults	14	1	15
-------------------------------	----	---	----



Dig

Avg. by set

Rk	No	Name	Digs	Faults	Receptions	Total Attempts	Note
1	3	Zhekov Andrey	12	1	-	13	4.00
2	13	Salparov Teodor	10	5	-	15	3.33
3	7	Gradinarov Miroslav	4	3	2	9	1.33
4	6	Milushev Danail	3	-	-	3	1.00
4	8	Skrimov Todor	3	1	-	4	1.00
4	17	Penchev Nikolay	3	2	-	5	1.00
7	14	Todorov Teodor	2	1	-	3	0.67
8	15	Aleksiev Todor	1	-	-	1	0.33
8	5	Gotsev Svetoslav	1	1	-	2	0.33
-	4	Bozhilov Martin	-	-	1	1	
-	9	Dimitrov Dobromir	-	-	-	-	
-	19	Sokolov Tsvetan	-	1	-	1	
Others			-	-	-	-	
Total Team			39	15	3	57	13.00

Match: 88 Date: 14.09.2014 Spectators: 4'154

City: WROCLAW


Hall: HALA STULECIA

Match duration: Start: 16:40 End: 18:10 Total: 1:30

Teams	Sets	1	2	3	4	5	Total
FIN	3	25	25	25			75
BUL	0	18	21	18			57
Set duration		0:23	0:28	0:26			1:17




BUL • Bulgaria



Set

Avg. by set

Rk	No	Name	Running Sets	Faults	Still Sets	Total Attempts	Note
1	3	Zhekov Andrey	31	1	34	66	10.33
-	4	Bozhilov Martin	-	-	-	-	
-	5	Gotsev Svetoslav	-	-	-	-	
-	7	Gradinarov Miroslav	-	-	-	-	
-	8	Skrimov Todor	-	-	-	-	
-	9	Dimitrov Dobromir	-	-	-	-	
-	13	Salparov Teodor	-	-	-	-	
-	14	Todorov Teodor	-	-	-	-	
-	15	Aleksiev Todor	-	-	-	-	
-	17	Penchev Nikolay	-	-	-	-	
-	19	Sokolov Tsvetan	-	-	-	-	
-	6	Milushev Danail	-	1	-	1	
Others			-	-	-	-	
Total Team			31	2	34	67	10.33



Reception

Eff. %
Limit: 25.00%

Rk	No	Name	Excellents	Faults	Serve Receptions	Total Attempts	Note
1	17	Penchev Nikolay	12	-	6	18	66.67
2	7	Gradinarov Miroslav	10	3	13	26	26.92
-	13	Salparov Teodor	6	-	4	10	
-	15	Aleksiev Todor	-	-	4	4	
-	8	Skrimov Todor	2	-	1	3	
-	4	Bozhilov Martin	-	-	2	2	
-	19	Sokolov Tsvetan	-	-	1	1	
-	3	Zhekov Andrey	-	-	-	-	
-	5	Gotsev Svetoslav	-	-	-	-	
-	6	Milushev Danail	-	-	-	-	
-	9	Dimitrov Dobromir	-	-	-	-	
-	14	Todorov Teodor	-	-	-	-	
Others			-	-	-	-	
Total Team			30	3	31	64	42.19

Match: 89 Date: 14.09.2014 Spectators: 9'600

City: LODZ


Hall: ATLAS ARENA

Match duration: Start: 16:40 End: 18:45 Total: 2:05

Teams	Sets	1	2	3	4	5	Total
SRB	1	25	25	22	18		90
IRI	3	27	22	25	25		99
Set duration		0:28	0:26	0:28	0:27		1:49




SRB • Serbia



Spike

Succ. %
Limit: 15.00%

Rk	No	Name	Spikes	Faults	Shots	Total Attempts	Note
1	2	Kovacevic Uros	15	6	1	22	68.18
2	14	Atanasijevic Aleksandar	16	10	2	28	57.14
3	4	Petric Nemanja	7	3	8	18	38.89
-	18	Podrascanin Marko	7	-	6	13	
-	20	Lisinac Srecko	9	-	2	11	
-	3	Ivovic Marko	4	1	2	7	
-	9	Jovovic Nikola	1	-	1	2	
-	5	Petkovic Vlado	-	-	-	-	
-	7	Stankovic Dragan	-	-	-	-	
-	15	Starovic Sasa	-	-	-	-	
-	17	Majstorovic Neven	-	-	-	-	
-	19	Rosic Nikola	-	-	-	-	
Others			-	-	-	-	
Total Team			59	20	22	101	58.42



Block

Avg. by set

Rk	No	Name	Kill Blocks	Faults	Rebounds	Total Attempts	Note
1	18	Podrascanin Marko	3	17	1	21	0.75
2	4	Petric Nemanja	2	5	1	8	0.50
2	2	Kovacevic Uros	2	13	-	15	0.50
4	9	Jovovic Nikola	1	1	3	5	0.25
4	14	Atanasijevic Aleksandar	1	6	2	9	0.25
-	5	Petkovic Vlado	-	-	-	-	
-	7	Stankovic Dragan	-	-	-	-	
-	15	Starovic Sasa	-	-	-	-	
-	17	Majstorovic Neven	-	-	-	-	
-	19	Rosic Nikola	-	-	-	-	
-	20	Lisinac Srecko	-	12	4	16	
-	3	Ivovic Marko	-	6	1	7	
Others			-	-	-	-	
Total Team			9	60	12	81	2.25


Match: 89 Date: 14.09.2014 Spectators: 9'600
 City: LODZ
 Hall: ATLAS ARENA
 Match duration: Start: 16:40 End: 18:45 Total: 2:05

Teams	Sets	1	2	3	4	5	Total
SRB	1	25	25	22	18		90
IRI	3	27	22	25	25		99
Set duration		0:28	0:26	0:28	0:27		1:49



SRB • Serbia

Rk	No	Name	Aces	Faults	Serve Hits	Total Attempts	Note
1	2	Kovacevic Uros	1	-	16	17	0.25
1	18	Podrascanin Marko	1	1	13	15	0.25
1	14	Atanasijevic Aleksandar	1	4	10	15	0.25
-	3	Ivovic Marko	-	-	5	5	
-	5	Petkovic Vlado	-	-	-	-	
-	7	Stankovic Dragan	-	-	-	-	
-	15	Starovic Sasa	-	-	-	-	
-	17	Majstorovic Neven	-	-	-	-	
-	19	Rosic Nikola	-	-	-	-	
-	4	Petric Nemanja	-	1	12	13	
-	20	Lisinac Srecko	-	1	12	13	
-	9	Jovovic Nikola	-	2	11	13	
Others			-	-	-	-	
Total Team			3	9	79	91	0.75




Serve

Avg. by set

Team	Opponent errors & Team faults	Aces	Faults	Total Attempts
	Opponent errors & Team faults	19	-	19

Rk	No	Name	Digs	Faults	Receptions	Total Attempts	Note
1	19	Rosic Nikola	11	1	1	13	2.75
2	2	Kovacevic Uros	9	-	1	10	2.25
3	4	Petric Nemanja	8	1	2	11	2.00
4	14	Atanasijevic Aleksandar	7	1	2	10	1.75
5	9	Jovovic Nikola	6	-	2	8	1.50
5	3	Ivovic Marko	6	1	2	9	1.50
7	20	Lisinac Srecko	3	1	-	4	0.75
8	18	Podrascanin Marko	1	2	1	4	0.25
-	5	Petkovic Vlado	-	-	-	-	
-	7	Stankovic Dragan	-	-	-	-	
-	15	Starovic Sasa	-	-	-	-	
-	17	Majstorovic Neven	-	-	-	-	
Others			-	-	-	-	
Total Team			51	7	11	69	12.75



Dig

Avg. by set



Match: 89 Date: 14.09.2014 Spectators: 9'600

City: LODZ


Hall: ATLAS ARENA

Match duration: Start: 16:40 End: 18:45 Total: 2:05

Teams	Sets	1	2	3	4	5	Total
SRB	1	25	25	22	18		90
IRI	3	27	22	25	25		99
Set duration		0:28	0:26	0:28	0:27		1:49




SRB • Serbia



Set

Avg. by set

Rk	No	Name	Running Sets	Faults	Still Sets	Total Attempts	Note
1	9	Jovovic Nikola	33	-	52	85	8.25
-	2	Kovacevic Uros	-	-	-	-	
-	3	Ivovic Marko	-	-	-	-	
-	4	Petric Nemanja	-	-	-	-	
-	5	Petkovic Vlado	-	-	-	-	
-	7	Stankovic Dragan	-	-	-	-	
-	14	Atanasijevic Aleksandar	-	-	-	-	
-	15	Starovic Sasa	-	-	-	-	
-	17	Majstorovic Neven	-	-	-	-	
-	18	Podrascanin Marko	-	-	-	-	
-	19	Rosic Nikola	-	-	-	-	
-	20	Lisinac Srecko	-	-	-	-	
Others			-	-	-	-	
Total Team			33	-	52	85	8.25



Reception

Eff. %
Limit: 25.00%


Rk	No	Name	Excellents	Faults	Serve Receptions	Total Attempts	Note
1	2	Kovacevic Uros	10	2	24	36	22.22
2	4	Petric Nemanja	3	-	21	24	12.50
-	19	Rosic Nikola	5	-	10	15	
-	3	Ivovic Marko	4	-	3	7	
-	20	Lisinac Srecko	1	-	-	1	
-	5	Petkovic Vlado	-	-	-	-	
-	7	Stankovic Dragan	-	-	-	-	
-	14	Atanasijevic Aleksandar	-	-	-	-	
-	15	Starovic Sasa	-	-	-	-	
-	17	Majstorovic Neven	-	-	-	-	
-	18	Podrascanin Marko	-	-	-	-	
-	9	Jovovic Nikola	-	1	-	1	
Others			-	-	-	-	
Total Team			23	3	58	84	23.81

Match: 89 Date: 14.09.2014 Spectators: 9'600
 City: LODZ
 Hall: ATLAS ARENA
 Match duration: Start: 16:40 End: 18:45 Total: 2:05

Teams	Sets	1	2	3	4	5	Total
SRB	1	25	25	22	18		90
IRI	3	27	22	25	25		99
Set duration		0:28	0:26	0:28	0:27		1:49




IRI • Iran



Spike

Succ. %
Limit: 15.00%

Rk	No	Name	Spikes	Faults	Shots	Total Attempts	Note
1	10	Ghafour Amir	28	5	7	40	70.00
2	12	Mirzajanpour M. Mojtaba	9	1	9	19	47.37
-	5	Ghaemi Farhad	8	1	6	15	
-	6	Mousavi Eraghi Seyed Mohammad	6	3	1	10	
-	15	Tashakori Armin	5	-	1	6	
-	9	Gholami Adel	2	1	2	5	
-	4	Marouflakrani Mir Saeid	1	-	3	4	
-	1	Mahmoudi Shahram	1	-	2	3	
-	2	Ebadipour Ghara H. Milad	2	-	-	2	
-	7	Fayazi Damnabi Pourya	-	-	-	-	
-	8	Zarif Ahangaran V. Farhad	-	-	-	-	
-	13	Mahdavi Mehdi	-	-	-	-	
Others			-	-	-	-	
Total Team			62	11	31	104	59.62



Block

Avg. by set

Rk	No	Name	Kill Blocks	Faults	Rebounds	Total Attempts	Note
1	6	Mousavi Eraghi Seyed Mohammad	4	14	7	25	1.00
2	15	Tashakori Armin	3	5	1	9	0.75
3	10	Ghafour Amir	2	5	1	8	0.50
3	12	Mirzajanpour M. Mojtaba	2	8	1	11	0.50
5	5	Ghaemi Farhad	1	6	2	9	0.25
-	2	Ebadipour Ghara H. Milad	-	-	-	-	
-	7	Fayazi Damnabi Pourya	-	-	-	-	
-	8	Zarif Ahangaran V. Farhad	-	-	-	-	
-	13	Mahdavi Mehdi	-	-	-	-	
-	9	Gholami Adel	-	13	2	15	
-	1	Mahmoudi Shahram	-	1	-	1	
-	4	Marouflakrani Mir Saeid	-	4	-	4	
Others			-	-	-	-	
Total Team			12	56	14	82	3.00


Match: 89 Date: 14.09.2014 Spectators: 9'600
 City: LODZ
 Hall: ATLAS ARENA
 Match duration: Start: 16:40 End: 18:45 Total: 2:05

Teams	Sets	1	2	3	4	5	Total
SRB	1	25	25	22	18		90
IRI	3	27	22	25	25		99
Set duration		0:28	0:26	0:28	0:27		1:49



IRI • Iran

Rk	No	Name	Aces	Faults	Serve Hits	Total Attempts	Note
1	4	Marouflakrani Mir Saeid	2	2	19	23	0.50
2	15	Tashakori Armin	1	2	12	15	0.25
-	1	Mahmoudi Shahram	-	-	1	1	
-	7	Fayazi Damnabi Pourya	-	-	-	-	
-	8	Zarif Ahangaran V. Farhad	-	-	-	-	
-	9	Gholami Adel	-	-	12	12	
-	13	Mahdavi Mehdi	-	-	1	1	
-	10	Ghafour Amir	-	1	10	11	
-	6	Mousavi Eraghi Seyed Mohammad	-	1	7	8	
-	5	Ghaemi Farhad	-	3	12	15	
-	12	Mirzajanpour M. Mojtaba	-	4	7	11	
-	2	Ebadipour Ghara H. Milad	-	1	-	1	
Others			-	-	-	-	
Total Team			3	14	81	98	0.75




Serve

Avg. by set

Team	Opponent errors & Team faults	Aces	Faults	Total Attempts
	Opponent errors & Team faults	22	-	22

Rk	No	Name	Digs	Faults	Receptions	Total Attempts	Note
1	8	Zarif Ahangaran V. Farhad	13	3	-	16	3.25
2	5	Ghaemi Farhad	10	-	-	10	2.50
3	15	Tashakori Armin	6	-	-	6	1.50
4	4	Marouflakrani Mir Saeid	5	-	1	6	1.25
4	12	Mirzajanpour M. Mojtaba	5	1	-	6	1.25
6	2	Ebadipour Ghara H. Milad	3	1	-	4	0.75
7	6	Mousavi Eraghi Seyed Mohammad	2	-	-	2	0.50
7	9	Gholami Adel	2	-	-	2	0.50
9	10	Ghafour Amir	1	1	4	6	0.25
-	1	Mahmoudi Shahram	-	-	-	-	
-	7	Fayazi Damnabi Pourya	-	-	-	-	
-	13	Mahdavi Mehdi	-	-	-	-	
Others			-	-	-	-	
Total Team			47	6	5	58	11.75



Dig

Avg. by set




Match: 89 Date: 14.09.2014 Spectators: 9'600
 City: LODZ
 Hall: ATLAS ARENA
 Match duration: Start: 16:40 End: 18:45 Total: 2:05

Teams	Sets	1	2	3	4	5	Total
SRB	1	25	25	22	18		90
IRI	3	27	22	25	25		99
Set duration		0:28	0:26	0:28	0:27		1:49




IRI • Iran



Set

Avg. by set

Rk	No	Name	Running Sets	Faults	Still Sets	Total Attempts	Note
1	4	Marouflakrani Mir Saeid	32	-	52	84	8.00
-	1	Mahmoudi Shahram	-	-	-	-	
-	2	Ebadipour Ghara H. Milad	-	-	-	-	
-	5	Ghaemi Farhad	-	-	-	-	
-	6	Mousavi Eraghi Seyed Mohammad	-	-	-	-	
-	7	Fayazi Damnabi Pourya	-	-	-	-	
-	8	Zarif Ahangaran V. Farhad	-	-	-	-	
-	9	Gholami Adel	-	-	-	-	
-	10	Ghafour Amir	-	-	-	-	
-	12	Mirzajanpour M. Mojtaba	-	-	-	-	
-	13	Mahdavi Mehdi	-	-	4	4	
-	15	Tashakori Armin	-	-	-	-	
Others			-	-	-	-	
Total Team			32	-	56	88	8.00



Reception

Eff. %
Limit: 25.00%

Rk	No	Name	Excellents	Faults	Serve Receptions	Total Attempts	Note
1	5	Ghaemi Farhad	12	1	19	32	34.38
2	8	Zarif Ahangaran V. Farhad	9	1	21	31	25.81
-	12	Mirzajanpour M. Mojtaba	3	1	8	12	
-	2	Ebadipour Ghara H. Milad	-	-	6	6	
-	4	Marouflakrani Mir Saeid	-	-	1	1	
-	1	Mahmoudi Shahram	-	-	-	-	
-	6	Mousavi Eraghi Seyed Mohammad	-	-	-	-	
-	7	Fayazi Damnabi Pourya	-	-	-	-	
-	9	Gholami Adel	-	-	-	-	
-	10	Ghafour Amir	-	-	-	-	
-	13	Mahdavi Mehdi	-	-	-	-	
-	15	Tashakori Armin	-	-	-	-	
Others			-	-	-	-	
Total Team			24	3	55	82	25.61

Match: 91 Date: 14.09.2014 Spectators: 2'470

City: KATOWICE


Hall: SPODEK

Match duration: Start: 20:25 End: 22:12 Total: 1:47

Teams	Sets	1	2	3	4	5	Total
GER	3	28	25	25			78
CAN	0	26	22	23			71
Set duration		0:31	0:31	0:32			1:34




GER • Germany



Spike

Succ. %
Limit: 15.00%

Rk	No	Name	Spikes	Faults	Shots	Total Attempts	Note
1	9	Grozer György	15	4	7	26	57.69
2	7	Westphal Dirk	7	2	10	19	36.84
-	6	Kaliberda Denys	9	2	4	15	
-	10	Schöps Jochen	6	2	6	14	
-	3	Schwarz Sebastian	5	3	5	13	
-	15	Broshog Tim	3	2	2	7	
-	8	Böhme Marcus	1	1	2	4	
-	16	Günthör Max	-	1	3	4	
-	5	Kühner Sebastian	1	-	1	2	
-	11	Kampa Lukas	-	-	1	1	
-	2	Steuerwald Markus	-	-	-	-	
-	12	Tille Ferdinand	-	-	-	-	
Others			-	-	-	-	
Total Team			47	17	41	105	44.76



Block

Avg. by set

Rk	No	Name	Kill Blocks	Faults	Rebounds	Total Attempts	Note
1	9	Grozer György	2	3	2	7	0.67
2	10	Schöps Jochen	1	1	1	3	0.33
2	16	Günthör Max	1	5	6	12	0.33
2	5	Kühner Sebastian	1	1	-	2	0.33
2	15	Broshog Tim	1	10	6	17	0.33
2	11	Kampa Lukas	1	3	1	5	0.33
-	2	Steuerwald Markus	-	-	-	-	
-	12	Tille Ferdinand	-	-	-	-	
-	6	Kaliberda Denys	-	3	3	6	
-	7	Westphal Dirk	-	2	2	4	
-	3	Schwarz Sebastian	-	3	-	3	
-	8	Böhme Marcus	-	2	-	2	
Others			-	-	-	-	
Total Team			7	33	21	61	2.33


Match: 91 Date: 14.09.2014 Spectators: 2'470
 City: KATOWICE
 Hall: SPODEK
 Match duration: Start: 20:25 End: 22:12 Total: 1:47

Teams	Sets	1	2	3	4	5	Total
GER	3	28	25	25			78
CAN	0	26	22	23			71
Set duration		0:31	0:31	0:32			1:34



GER • Germany

Rk	No	Name	Aces	Faults	Serve Hits	Total Attempts	Note
1	6	Kaliberda Denys	4	1	7	12	1.33
2	9	Grozer György	1	5	3	9	0.33
-	2	Steuerwald Markus	-	-	-	-	
-	3	Schwarz Sebastian	-	-	10	10	
-	5	Kühner Sebastian	-	-	6	6	
-	7	Westphal Dirk	-	-	10	10	
-	8	Böhme Marcus	-	-	4	4	
-	12	Tille Ferdinand	-	-	-	-	
-	15	Broshog Tim	-	-	8	8	
-	16	Günthör Max	-	-	4	4	
-	11	Kampa Lukas	-	1	8	9	
-	10	Schöps Jochen	-	4	1	5	
Others			-	-	-	-	
Total Team			5	11	61	77	1.67




Serve

Avg. by set

Team	Opponent errors & Team faults	Aces	Faults	Total Attempts
	Opponent errors & Team faults	19	-	19

Rk	No	Name	Digs	Faults	Receptions	Total Attempts	Note
1	12	Tille Ferdinand	12	2	1	15	4.00
2	2	Steuerwald Markus	11	1	1	13	3.67
3	11	Kampa Lukas	10	-	1	11	3.33
3	7	Westphal Dirk	10	2	-	12	3.33
5	3	Schwarz Sebastian	9	-	1	10	3.00
6	6	Kaliberda Denys	7	-	-	7	2.33
7	5	Kühner Sebastian	6	1	-	7	2.00
8	9	Grozer György	5	1	3	9	1.67
9	16	Günthör Max	3	-	-	3	1.00
10	10	Schöps Jochen	2	-	-	2	0.67
11	15	Broshog Tim	1	-	2	3	0.33
11	8	Böhme Marcus	1	1	-	2	0.33
Others			-	-	-	-	
Total Team			77	8	9	94	25.67



Dig

Avg. by set



Match: 91 Date: 14.09.2014 Spectators: 2'470

City: KATOWICE


Hall: SPODEK

Match duration: Start: 20:25 End: 22:12 Total: 1:47

Teams	Sets	1	2	3	4	5	Total
GER	3	28	25	25			78
CAN	0	26	22	23			71
Set duration		0:31	0:31	0:32			1:34




GER • Germany



Set

Avg. by set

Rk	No	Name	Running Sets	Faults	Still Sets	Total Attempts	Note
1	5	Kühner Sebastian	24	-	8	32	8.00
2	11	Kampa Lukas	20	1	22	43	6.67
-	2	Steuerwald Markus	-	-	-	-	
-	3	Schwarz Sebastian	-	-	-	-	
-	6	Kaliberda Denys	-	-	-	-	
-	7	Westphal Dirk	-	-	-	-	
-	8	Böhme Marcus	-	-	-	-	
-	9	Grozer György	-	-	-	-	
-	10	Schöps Jochen	-	-	-	-	
-	12	Tille Ferdinand	-	-	-	-	
-	15	Broshog Tim	-	-	-	-	
-	16	Günthör Max	-	-	-	-	
Others			-	-	-	-	
Total Team			44	1	30	75	14.67



Reception

Eff. %
Limit: 25.00%

Rk	No	Name	Excellents	Faults	Serve Receptions	Total Attempts	Note
1	6	Kaliberda Denys	13	-	15	28	46.43
-	7	Westphal Dirk	7	-	7	14	
-	3	Schwarz Sebastian	3	1	8	12	
-	2	Steuerwald Markus	2	-	2	4	
-	12	Tille Ferdinand	1	-	2	3	
-	5	Kühner Sebastian	-	-	-	-	
-	8	Böhme Marcus	-	-	-	-	
-	9	Grozer György	-	-	-	-	
-	10	Schöps Jochen	-	-	-	-	
-	11	Kampa Lukas	-	-	-	-	
-	15	Broshog Tim	-	-	-	-	
-	16	Günthör Max	-	-	-	-	
Others			-	-	-	-	
Total Team			26	1	34	61	40.98

Match: 91 Date: 14.09.2014 Spectators: 2'470

City: KATOWICE


Hall: SPODEK

Match duration: Start: 20:25 End: 22:12 Total: 1:47

Teams	Sets	1	2	3	4	5	Total
GER	3	28	25	25			78
CAN	0	26	22	23			71
Set duration		0:31	0:31	0:32			1:34




CAN • Canada



Spike

Succ. %
Limit: 15.00%

Rk	No	Name	Spikes	Faults	Shots	Total Attempts	Note
1	12	Schmitt Gavin	10	3	5	18	55.56
2	2	Perrin John Gordon	5	2	7	14	35.71
3	15	Winters Frederic	6	2	9	17	35.29
4	7	Soonias Dallas	3	2	9	14	21.43
-	6	Duff Justin	6	-	3	9	
-	17	Vigrass Graham	6	-	2	8	
-	10	Van Lankvelt Toontje	2	1	1	4	
-	18	Hoag Nicholas	2	1	1	4	
-	8	Simac Adam	-	1	2	3	
-	1	Sanders Tyler	-	-	-	-	
-	3	Lewis Daniel	-	-	-	-	
-	9	Schneider Dustin	-	-	-	-	
Others			-	-	-	-	
Total Team			40	12	39	91	43.96



Block

Avg. by set

Rk	No	Name	Kill Blocks	Faults	Rebounds	Total Attempts	Note
1	6	Duff Justin	2	12	4	18	0.67
2	7	Soonias Dallas	1	1	4	6	0.33
2	2	Perrin John Gordon	1	1	3	5	0.33
2	18	Hoag Nicholas	1	1	-	2	0.33
2	17	Vigrass Graham	1	5	3	9	0.33
2	10	Van Lankvelt Toontje	1	2	-	3	0.33
-	3	Lewis Daniel	-	-	-	-	
-	1	Sanders Tyler	-	1	2	3	
-	8	Simac Adam	-	5	4	9	
-	15	Winters Frederic	-	4	3	7	
-	12	Schmitt Gavin	-	4	1	5	
-	9	Schneider Dustin	-	3	-	3	
Others			-	-	-	-	
Total Team			7	39	24	70	2.33


Match: 91 Date: 14.09.2014 Spectators: 2'470
 City: KATOWICE
 Hall: SPODEK
 Match duration: Start: 20:25 End: 22:12 Total: 1:47

Teams	Sets	1	2	3	4	5	Total
GER	3	28	25	25			78
CAN	0	26	22	23			71
Set duration		0:31	0:31	0:32			1:34



CAN • Canada

Rk	No	Name	Aces	Faults	Serve Hits	Total Attempts	Note
1	17	Vigrass Graham	1	1	8	10	0.33
-	3	Lewis Daniel	-	-	-	-	
-	6	Duff Justin	-	-	9	9	
-	7	Soonias Dallas	-	-	4	4	
-	15	Winters Frederic	-	1	10	11	
-	9	Schneider Dustin	-	1	7	8	
-	12	Schmitt Gavin	-	1	7	8	
-	1	Sanders Tyler	-	1	4	5	
-	2	Perrin John Gordon	-	2	8	10	
-	8	Simac Adam	-	1	2	3	
-	10	Van Lankvelt Toontje	-	1	1	2	
-	18	Hoag Nicholas	-	2	-	2	
Others			-	-	-	-	
Total Team			1	11	60	72	0.33




Serve

Avg. by set

Team	Opponent errors & Team faults	Aces	Faults	Total Attempts
		23	1	24

Rk	No	Name	Digs	Faults	Receptions	Total Attempts	Note
1	3	Lewis Daniel	20	1	4	25	6.67
2	15	Winters Frederic	8	-	2	10	2.67
3	7	Soonias Dallas	7	-	1	8	2.33
3	1	Sanders Tyler	7	1	-	8	2.33
5	2	Perrin John Gordon	5	-	1	6	1.67
5	10	Van Lankvelt Toontje	5	1	-	6	1.67
7	9	Schneider Dustin	4	3	1	8	1.33
8	18	Hoag Nicholas	2	-	-	2	0.67
8	12	Schmitt Gavin	2	1	1	4	0.67
10	6	Duff Justin	1	-	1	2	0.33
10	8	Simac Adam	1	1	-	2	0.33
-	17	Vigrass Graham	-	-	-	-	
Others			-	-	-	-	
Total Team			62	8	11	81	20.67



Dig

Avg. by set




Match: 91 Date: 14.09.2014 Spectators: 2'470
 City: KATOWICE
 Hall: SPODEK
 Match duration: Start: 20:25 End: 22:12 Total: 1:47

Teams	Sets	1	2	3	4	5	Total
GER	3	28	25	25			78
CAN	0	26	22	23			71
Set duration		0:31	0:31	0:32			1:34




CAN • Canada



Set

Avg. by set

Rk	No	Name	Running Sets	Faults	Still Sets	Total Attempts	Note
1	9	Schneider Dustin	21	-	22	43	7.00
2	1	Sanders Tyler	9	1	20	30	3.00
-	2	Perrin John Gordon	-	-	-	-	
-	3	Lewis Daniel	-	-	-	-	
-	6	Duff Justin	-	-	-	-	
-	7	Soonias Dallas	-	-	-	-	
-	8	Simac Adam	-	-	-	-	
-	10	Van Lankvelt Toontje	-	-	-	-	
-	12	Schmitt Gavin	-	-	-	-	
-	15	Winters Frederic	-	-	-	-	
-	17	Vigrass Graham	-	-	-	-	
-	18	Hoag Nicholas	-	-	-	-	
Others			-	-	-	-	
Total Team			30	1	42	73	10.00



Reception

Eff. %
Limit: 25.00%

Rk	No	Name	Excellents	Faults	Serve Receptions	Total Attempts	Note
1	2	Perrin John Gordon	7	1	11	19	31.58
2	15	Winters Frederic	6	2	12	20	20.00
-	10	Van Lankvelt Toontje	1	-	10	11	
-	18	Hoag Nicholas	3	2	2	7	
-	6	Duff Justin	-	-	1	1	
-	1	Sanders Tyler	-	-	-	-	
-	7	Soonias Dallas	-	-	-	-	
-	8	Simac Adam	-	-	-	-	
-	9	Schneider Dustin	-	-	-	-	
-	12	Schmitt Gavin	-	-	-	-	
-	17	Vigrass Graham	-	-	-	-	
-	3	Lewis Daniel	-	1	7	8	
Others			-	-	-	-	
Total Team			17	6	43	66	16.67

Match: 92 Date: 14.09.2014 Spectators: 1'520
 City: WROCLAW
 Hall: HALA STULECIA
 Match duration: Start: 20:25 End: 22:38 Total: 2:13

Teams	Sets	1	2	3	4	5	Total
CUB	2	25	20	25	20	11	101
CHN	3	19	25	18	25	15	102
Set duration		0:23	0:25	0:24	0:27	0:15	1:54



CUB • Cuba



Spike

Succ. %
Limit: 15.00%

Rk	No	Name	Spikes	Faults	Shots	Total Attempts	Note
1	4	Jimenez Scull Javier Ernesto	9	4	4	17	52.94
2	8	Cepeda Abreu Rolando	12	3	10	25	48.00
3	20	Uriarte Mestre Osmany Santiago	11	3	9	23	47.83
-	9	Osoria Rodriguez Livan	5	1	8	14	
-	12	Alfonso Gavilan Abraham	5	1	4	10	
-	17	Chapman Pineiro Felix Emilio	6	1	2	9	
-	16	Mesa Sandoval Isbel	4	-	1	5	
-	13	Fiel Rodriguez David	1	1	3	5	
-	5	Macias Infante Leandro	-	-	1	1	
-	2	Romero Valdes Inovel	-	-	-	-	
-	3	Calvo Manzano Ricardo Norberto	-	-	-	-	
-	6	Gutierrez Torna Keibel	-	-	-	-	
Others			-	-	-	-	
Total Team			53	14	42	109	48.62



Block

Avg. by set

Rk	No	Name	Kill Blocks	Faults	Rebounds	Total Attempts	Note
1	17	Chapman Pineiro Felix Emilio	5	16	11	32	1.00
2	16	Mesa Sandoval Isbel	3	12	9	24	0.60
3	20	Uriarte Mestre Osmany Santiago	1	-	-	1	0.20
3	9	Osoria Rodriguez Livan	1	1	2	4	0.20
3	13	Fiel Rodriguez David	1	4	-	5	0.20
-	2	Romero Valdes Inovel	-	-	-	-	
-	6	Gutierrez Torna Keibel	-	-	-	-	
-	8	Cepeda Abreu Rolando	-	2	6	8	
-	5	Macias Infante Leandro	-	2	4	6	
-	12	Alfonso Gavilan Abraham	-	1	2	3	
-	3	Calvo Manzano Ricardo Norberto	-	1	-	1	
-	4	Jimenez Scull Javier Ernesto	-	2	-	2	
Others			-	-	-	-	
Total Team			11	41	34	86	2.20

Match: 92 Date: 14.09.2014 Spectators: 1'520
 City: WROCLAW
 Hall: HALA STULECIA
 Match duration: Start: 20:25 End: 22:38 Total: 2:13

Teams	Sets	1	2	3	4	5	Total
CUB	2	25	20	25	20	11	101
CHN	3	19	25	18	25	15	102
Set duration		0:23	0:25	0:24	0:27	0:15	1:54



CUB • Cuba

Rk	No	Name	Aces	Faults	Serve Hits	Total Attempts	Note
1	20	Uriarte Mestre Osmany Santiago	1	6	16	23	0.20
-	2	Romero Valdes Inovel	-	-	-	-	
-	3	Calvo Manzano Ricardo Norberto	-	-	1	1	
-	6	Gutierrez Torna Keibel	-	-	-	-	
-	9	Osoria Rodriguez Livan	-	-	5	5	
-	5	Macias Infante Leandro	-	1	13	14	
-	16	Mesa Sandoval Isbel	-	1	10	11	
-	4	Jimenez Scull Javier Ernesto	-	1	9	10	
-	8	Cepeda Abreu Rolando	-	1	9	10	
-	17	Chapman Pineiro Felix Emilio	-	3	13	16	
-	12	Alfonso Gavilan Abrahan	-	2	8	10	
-	13	Fiel Rodriguez David	-	1	1	2	
Others			-	-	-	-	
Total Team			1	16	85	102	0.20



Serve

Avg. by set

Team	Opponent errors & Team faults	Aces	Faults	Total Attempts	Note
		36	1	37	

Rk	No	Name	Digs	Faults	Receptions	Total Attempts	Note
1	6	Gutierrez Torna Keibel	29	3	3	35	5.80
2	5	Macias Infante Leandro	15	1	6	22	3.00
3	20	Uriarte Mestre Osmany Santiago	9	3	5	17	1.80
4	8	Cepeda Abreu Rolando	6	3	2	11	1.20
5	4	Jimenez Scull Javier Ernesto	5	3	1	9	1.00
6	16	Mesa Sandoval Isbel	3	1	3	7	0.60
6	9	Osoria Rodriguez Livan	3	1	2	6	0.60
6	12	Alfonso Gavilan Abrahan	3	2	2	7	0.60
6	17	Chapman Pineiro Felix Emilio	3	2	-	5	0.60
10	2	Romero Valdes Inovel	1	1	-	2	0.20
-	3	Calvo Manzano Ricardo Norberto	-	-	-	-	
-	13	Fiel Rodriguez David	-	-	-	-	
Others			-	-	-	-	
Total Team			77	20	24	121	15.40



Dig

Avg. by set



Match: 92 Date: 14.09.2014 Spectators: 1'520
 City: WROCLAW
 Hall: HALA STULECIA
 Match duration: Start: 20:25 End: 22:38 Total: 2:13

Teams	Sets	1	2	3	4	5	Total
CUB	2	25	20	25	20	11	101
CHN	3	19	25	18	25	15	102
Set duration		0:23	0:25	0:24	0:27	0:15	1:54



CUB • Cuba



Set

Avg. by set

Rk	No	Name	Running Sets	Faults	Still Sets	Total Attempts	Note
1	5	Macias Infante Leandro	25	1	48	74	5.00
-	2	Romero Valdes Inovel	-	-	-	-	
-	3	Calvo Manzano Ricardo Norberto	-	-	2	2	
-	4	Jimenez Scull Javier Ernesto	-	-	-	-	
-	6	Gutierrez Torna Keibel	-	-	-	-	
-	8	Cepeda Abreu Rolando	-	-	-	-	
-	9	Osoria Rodriguez Livan	-	-	-	-	
-	12	Alfonso Gavilan Abrahan	-	-	-	-	
-	13	Fiel Rodriguez David	-	-	-	-	
-	16	Mesa Sandoval Isbel	-	-	-	-	
-	17	Chapman Pineiro Felix Emilio	-	-	-	-	
-	20	Uriarte Mestre Osmany Santiago	-	-	-	-	
Others			-	-	-	-	
Total Team			25	1	50	76	5.00




Reception

Eff. %
Limit: 25.00%


Rk	No	Name	Excellents	Faults	Serve Receptions	Total Attempts	Note
1	20	Uriarte Mestre Osmany Santiago	13	6	17	36	19.44
-	6	Gutierrez Torna Keibel	5	-	6	11	
-	4	Jimenez Scull Javier Ernesto	1	1	5	7	
-	17	Chapman Pineiro Felix Emilio	3	-	3	6	
-	2	Romero Valdes Inovel	1	-	3	4	
-	3	Calvo Manzano Ricardo Norberto	-	-	1	1	
-	13	Fiel Rodriguez David	-	-	1	1	
-	5	Macias Infante Leandro	-	-	-	-	
-	8	Cepeda Abreu Rolando	-	-	-	-	
-	9	Osoria Rodriguez Livan	-	-	-	-	
-	12	Alfonso Gavilan Abrahan	-	1	7	8	
-	16	Mesa Sandoval Isbel	-	1	1	2	
Others			-	-	-	-	
Total Team			23	9	44	76	18.42

Match: 92 Date: 14.09.2014 Spectators: 1'520
 City: WROCLAW
 Hall: HALA STULECIA
 Match duration: Start: 20:25 End: 22:38 Total: 2:13

Teams	Sets	1	2	3	4	5	Total
CUB	2	25	20	25	20	11	101
CHN	3	19	25	18	25	15	102
Set duration		0:23	0:25	0:24	0:27	0:15	1:54




CHN • China



Spike

Succ. %
Limit: 15.00%

Rk	No	Name	Spikes	Faults	Shots	Total Attempts	Note
1	18	Ji Daoshuai	16	4	16	36	44.44
2	7	Zhong Weijun	15	6	18	39	38.46
3	13	Kou Zhichao	13	5	21	39	33.33
-	14	Xu Jingtao	7	-	5	12	
-	6	Liang Chunlong	2	1	4	7	
-	15	Li Runming	3	-	1	4	
-	11	Geng Xin	3	-	-	3	
-	3	Yuan Zhi	-	-	-	-	
-	8	Cui Jianjun	-	-	-	-	
-	9	Jiao Shuai	-	-	-	-	
-	12	Kong Fanwei	-	-	-	-	
-	16	Ren Qi	-	-	-	-	
Others			-	-	-	-	
Total Team			59	16	65	140	42.14




Block

Avg. by set

Rk	No	Name	Kill Blocks	Faults	Rebounds	Total Attempts	Note
1	18	Ji Daoshuai	2	3	2	7	0.40
1	7	Zhong Weijun	2	4	1	7	0.40
1	6	Liang Chunlong	2	10	4	16	0.40
1	14	Xu Jingtao	2	11	4	17	0.40
-	3	Yuan Zhi	-	-	-	-	
-	8	Cui Jianjun	-	-	-	-	
-	9	Jiao Shuai	-	-	-	-	
-	12	Kong Fanwei	-	-	-	-	
-	16	Ren Qi	-	-	-	-	
-	11	Geng Xin	-	1	2	3	
-	15	Li Runming	-	4	2	6	
-	13	Kou Zhichao	-	3	1	4	
Others			-	-	-	-	
Total Team			8	36	16	60	1.60


Match: 92 Date: 14.09.2014 Spectators: 1'520
 City: WROCLAW
 Hall: HALA STULECIA
 Match duration: Start: 20:25 End: 22:38 Total: 2:13

Teams	Sets	1	2	3	4	5	Total
CUB	2	25	20	25	20	11	101
CHN	3	19	25	18	25	15	102
Set duration		0:23	0:25	0:24	0:27	0:15	1:54



CHN • China

Rk	No	Name	Aces	Faults	Serve Hits	Total Attempts	Note
1	7	Zhong Weijun	3	4	13	20	0.60
1	15	Li Runming	3	6	6	15	0.60
3	13	Kou Zhichao	1	5	13	19	0.20
-	3	Yuan Zhi	-	-	-	-	
-	8	Cui Jianjun	-	-	-	-	
-	9	Jiao Shuai	-	-	-	-	
-	11	Geng Xin	-	-	2	2	
-	12	Kong Fanwei	-	-	-	-	
-	16	Ren Qi	-	-	-	-	
-	14	Xu Jingtao	-	1	14	15	
-	6	Liang Chunlong	-	1	12	13	
-	18	Ji Daoshuai	-	8	9	17	
Others			-	-	-	-	
Total Team			7	25	69	101	1.40




Serve

Avg. by set

Team	Opponent errors & Team faults	Aces	Faults	Total Attempts
		28	-	28

Rk	No	Name	Digs	Faults	Receptions	Total Attempts	Note
1	16	Ren Qi	13	2	2	17	2.60
2	18	Ji Daoshuai	12	6	2	20	2.40
3	12	Kong Fanwei	10	2	-	12	2.00
4	7	Zhong Weijun	9	3	2	14	1.80
5	13	Kou Zhichao	8	3	1	12	1.60
6	6	Liang Chunlong	7	2	3	12	1.40
6	15	Li Runming	7	2	1	10	1.40
8	14	Xu Jingtao	6	1	-	7	1.20
-	3	Yuan Zhi	-	-	-	-	
-	8	Cui Jianjun	-	-	-	-	
-	9	Jiao Shuai	-	-	-	-	
-	11	Geng Xin	-	-	-	-	
Others			-	-	-	-	
Total Team			72	21	11	104	14.40



Dig

Avg. by set




Match: 92 Date: 14.09.2014 Spectators: 1'520
 City: WROCLAW
 Hall: HALA STULECIA
 Match duration: Start: 20:25 End: 22:38 Total: 2:13

Teams	Sets	1	2	3	4	5	Total
CUB	2	25	20	25	20	11	101
CHN	3	19	25	18	25	15	102
Set duration		0:23	0:25	0:24	0:27	0:15	1:54




CHN • China



Set

Avg. by set

Rk	No	Name	Running Sets	Faults	Still Sets	Total Attempts	Note
1	15	Li Runming	54	-	58	112	10.80
-	3	Yuan Zhi	-	-	-	-	
-	6	Liang Chunlong	-	-	-	-	
-	7	Zhong Weijun	-	-	-	-	
-	8	Cui Jianjun	-	-	-	-	
-	9	Jiao Shuai	-	-	-	-	
-	11	Geng Xin	-	-	-	-	
-	12	Kong Fanwei	-	-	-	-	
-	13	Kou Zhichao	-	-	-	-	
-	14	Xu Jingtao	-	-	-	-	
-	16	Ren Qi	-	-	-	-	
-	18	Ji Daoshuai	-	-	-	-	
Others			-	-	-	-	
Total Team			54	-	58	112	10.80



Reception

Eff. %
Limit: 25.00%

Rk	No	Name	Excellents	Faults	Serve Receptions	Total Attempts	Note
1	16	Ren Qi	20	1	9	30	63.33
2	7	Zhong Weijun	16	-	14	30	53.33
3	18	Ji Daoshuai	13	2	11	26	42.31
-	3	Yuan Zhi	-	-	-	-	
-	6	Liang Chunlong	-	-	-	-	
-	8	Cui Jianjun	-	-	-	-	
-	9	Jiao Shuai	-	-	-	-	
-	11	Geng Xin	-	-	-	-	
-	12	Kong Fanwei	-	-	-	-	
-	13	Kou Zhichao	-	-	-	-	
-	14	Xu Jingtao	-	-	-	-	
-	15	Li Runming	-	-	-	-	
Others			-	-	-	-	
Total Team			49	3	34	86	53.49



FIVBTM

FÉDÉRATION INTERNATIONALE
DE VOLLEYBALL