

**FIVB**<sup>TM</sup>



**VOLLEYBALL**  
**MEN'S WORLD**  
**CHAMPIONSHIP**  
**POLAND 2014**

---

Öæã Áó ||^çá Áp[ È

## FIVB Men's Volleyball World Championship 2014 Pool A - Preliminary Round

**Match:** 13 **Date:** 02.09.2014 **Spectators:** 3'786  
**City:** Wroclaw  
**Hall:** Hala Stulecia  
**Match duration:** Start: 13:10 End: 15:15 Total: 2:05

Teams	Sets	1	2	3	4	5	Total
<b>ARG</b>	<b>1</b>	17	25	21	21		84
<b>SRB</b>	<b>3</b>	25	20	25	25		95
<b>Set duration</b>		0:27	0:28	0:28	0:26		1:49

**Referees:** LABASTA Milan (CZE) & VEREECKE Philippe (FRA)

ARG • Argentina		1	2	3	4	5	Pts
1	Darraidou Santiago						
2	Filardi Javier	■	■	■	■		5
5	Uriarte Nicolás	■	■	□			1
7	Conte Facundo	■	■	■	■		11
9	Quiroga Rodrigo	□		□	□		2
10	Gonzalez José Luis	■	■	■	■		14
11	Solé Sebastian	■	■	■	■		6
14	Crer Pablo	■			□		6
15	De Cecco Luciano	□	□	■	■		1
16	Ramos Martin		■	■	■		3
20	Toro Alejandro						
21	L Closter Sebastián	L	L	L	L		

**Coach:** VELASCO Julio (ARG)  
**Assistant:** ALVAREZ Julian (ARG)

SRB • Serbia		1	2	3	4	5	Pts
1	Kovacevic Nikola	■	■	■	■		13
2	Kovacevic Uros				□		
4	Petric Nemanja				□		
5	Petkovic Vlado						
7	Stankovic Dragan	■	■	■	■		12
9	Jovovic Nikola	■	■	■	■		2
10	Nikic Milos	■	■	■	■		10
14	Atanasijevic Aleksandar	■	■	■	■		18
15	Starovic Sasa						
18	Podrascanin Marko	■	■	■	■		12
19	L Rosic Nikola	L	L	L	L		
20	Lisinac Srecko					□	

**Coach:** KOLAKOVIC Igor (SRB)  
**Assistant:** KOZIC Strahinja (SRB)

### TEAMS AND PLAYERS PERFORMANCES

Won Pts	Total Atts	No Name	Scoring Skills	Won Pts	Total Atts	No Name
<b>38</b>	<b>98</b>	<b>Total Team</b>		<b>56</b>	<b>100</b>	<b>Total Team</b>
11	25	10 Gonzalez José Luis	<b>Spike</b>	18	33	14 Atanasijevic Aleksandar
8	23	7 Conte Facundo		12	24	1 Kovacevic Nikola
5	10	14 Crer Pablo		9	10	18 Podrascanin Marko
<b>7</b>	<b>67</b>	<b>Total Team</b>	<b>Block</b>	<b>8</b>	<b>67</b>	<b>Total Team</b>
3	7	7 Conte Facundo		3	20	7 Stankovic Dragan
1	11	10 Gonzalez José Luis		2	12	18 Podrascanin Marko
1	9	15 De Cecco Luciano	2	13	9 Jovovic Nikola	
<b>4</b>	<b>85</b>	<b>Total Team</b>	<b>Serve</b>	<b>3</b>	<b>94</b>	<b>Total Team</b>
2	15	10 Gonzalez José Luis		2	16	10 Nikic Milos
1	13	11 Solé Sebastian		1	15	18 Podrascanin Marko
1	10	5 Uriarte Nicolás				
<b>35</b>		<b>Total Team</b>	<b>Opp. error</b>	<b>28</b>		<b>Total Team</b>
<b>84</b>	<b>250</b>	<b>Total Team</b>	<b>Total</b>	<b>95</b>	<b>261</b>	<b>Total Team</b>
14	51	10 Gonzalez José Luis	<b>Best Scorer</b>	18	51	14 Atanasijevic Aleksandar

■ Starting line-up    Pts = Points scored    [nn] = Captain  
□ Substitute    Atts = Attempts    L = Libero  
Opp = Opponent

## FIVB Men's Volleyball World Championship 2014 Pool D - Preliminary Round

**Match:** 14 **Date:** 02.09.2014 **Spectators:** 3'150  
**City:** Kraków  
**Hall:** Krakow Arena  
**Match duration:** Start: 13:10 End: 15:58 Total: 2:48

Teams	Sets	1	2	3	4	5	Total
<b>USA</b>	<b>2</b>	23	19	25	25	15	107
<b>IRI</b>	<b>3</b>	25	25	19	18	17	104
<b>Set duration</b>		0:36	0:30	0:31	0:28	0:24	2:29

**Referees:** ZENOVICH Andrey (RUS) & CHOLAKIAN Rolando (ARG)

USA • USA		1	2	3	4	5	Pts
1	Anderson Matthew	■	■	■	■	■	26
3	Sander Taylor	■	■	■	■	■	25
4	Lee David	■	■				1
6	Lotman Paul		□				
7	Shoji Kawika						
10	Ciarelli Antonio	□	□			□	
11	Christenson Micah	■	■	■	■	■	3
15	Clark Carson			■	■	■	9
17	Holt Maxwell	■	■	■	■	■	11
18	Muagututia Garrett	■	■				2
20	Smith David		□	■	■	■	4
22	L Shoji Erik	L	L	L	L	L	

**Coach:** Speraw, John (USA)  
**Assistant:** Fuerbringer, Matthew (USA)

IRI • Iran		1	2	3	4	5	Pts
2	Ebadipour Ghara H. Milad			□	□	■	4
3	Faezi Saman						
4	Marouflakrani Mir Saeid	■	■	■	■	■	5
5	Ghaemi Farhad	■	■	■	■	■	9
6	Mousavi Eraghi Seyed Mohammad	■	■	■	■	■	12
7	Fayazi Damnabi Pourya						
8	L Zarif Ahangaran V. Farhad	L	L	L	L	L	
9	Gholami Adel	■	■	■	■	■	11
10	Ghafour Amir	■	■	■	■	■	21
12	Mirzajanpour M. Mojtaba	■	■	■	■		13
13	Mahdavi Mehdi	□	□	□	□	□	
15	Tashakori Armin	□	□		□	□	

**Coach:** KOVAC Slobodan (SRB)  
**Assistant:** PRAKLJACIC Slobodan (SRB)

### TEAMS AND PLAYERS PERFORMANCES

Won Pts	Total Atts	No Name	Scoring Skills	Won Pts	Total Atts	No Name
<b>61</b>	<b>134</b>	<b>Total Team</b>		<b>56</b>	<b>137</b>	<b>Total Team</b>
23	49	3 Sander Taylor	<b>Spike</b>	17	51	10 Ghafour Amir
22	38	1 Anderson Matthew		10	18	6 Mousavi Eraghi Seyed
7	18	15 Clark Carson		10	21	12 Mirzajanpour M. Mojtaba
<b>15</b>	<b>88</b>	<b>Total Team</b>	<b>Block</b>	<b>11</b>	<b>89</b>	<b>Total Team</b>
6	28	17 Holt Maxwell		5	22	9 Gholami Adel
3	13	11 Christenson Micah		2	5	12 Mirzajanpour M. Mojtaba
2	13	1 Anderson Matthew	2	23	6 Mousavi Eraghi Seyed	
<b>5</b>	<b>108</b>	<b>Total Team</b>	<b>Serve</b>	<b>8</b>	<b>103</b>	<b>Total Team</b>
2	23	1 Anderson Matthew		3	16	10 Ghafour Amir
1	18	3 Sander Taylor		2	20	4 Marouflakrani Mir Saeid
1	15	17 Holt Maxwell	1	22	9 Gholami Adel	
<b>26</b>		<b>Total Team</b>	<b>Opp. error</b>	<b>29</b>		<b>Total Team</b>
<b>107</b>	<b>330</b>	<b>Total Team</b>	<b>Total</b>	<b>104</b>	<b>329</b>	<b>Total Team</b>
26	74	1 Anderson Matthew	<b>Best Scorer</b>	21	81	10 Ghafour Amir

■ Starting line-up    Pts = Points scored    [nn] = Captain  
□ Substitute    Atts = Attempts    L = Libero  
Opp = Opponent



## FIVB Men's Volleyball World Championship 2014 Pool A - Preliminary Round

**Match:** 15 **Date:** 02.09.2014 **Spectators:** 2'264  
**City:** Wroclaw  
**Hall:** Hala Stulecia  
**Match duration:** **Start:** 16:40 **End:** 19:01 **Total:** 2:21

Teams	Sets	1	2	3	4	5	Total
<b>VEN</b>	<b>3</b>	25	25	31	25		106
<b>CMR</b>	<b>1</b>	22	21	33	14		90
<b>Set duration</b>		0:29	0:30	0:41	0:25		2:05

**Referees:** WENSHENG Luo (CHN) & MECHAN VERA Walter (PER)

VEN • Venezuela		1	2	3	4	5	Pts
3	Gonzalez Fernando	■	■	■	■		7
4	L Mata Héctor	L	L	L	L		
5	Rodriguez Emerson			□			
6	Paez Carlos			□			
8	Salerno Hector						
9	Carrasco José	■	■	■	■		6
10	Pinerua Kervin	■	■	■	■		26
11	Gomez Canas Ernardo Andres						
12	Contreras Jhoser		□	□			2
13	Chourio Pirela Jesus Danian	■	■	■	■		10
14	Montoya Martine Maximo Antonio	■	■	■	■		11
18	Cedeno Marquez Fredy Ramon	■	■	■	■		12

**Coach:** VINCENZO NACCI (ITA)  
**Assistant:** IVAN NIETO (VEN)

CMR • Cameroon		1	2	3	4	5	Pts
1	Nongni Zanguim Mefani Olivier	■	■				1
2	Mbutngam Ahmed Awal	■	■		□		1
3	Kari Adeke Georges			□	■	■	1
6	Dolegombai Sem	■	■	■	■		11
7	Ndaki Mboulet Jean Patrice	■	■	■	■		25
8	Nyabeye Jean Junior						
9	Kofane Boyomo Joseph Herve	□	□	■	■		7
10	Moussa Maliki	□	■	■	■		3
14	Wounembaina Nathan	■	■	■	■		19
15	Kody Bitjaa Yan Arthur	■		□	□		1
16	L Fossi Kamto Alain	L	L	L	L		
18	Feughouo David	□	□	□	□		

**Coach:** NONNENBROICH Peter N (GER)  
**Assistant:** MAYAM RENIOF Blaise (CMR)

### TEAMS AND PLAYERS PERFORMANCES

Won Pts	Total Atts	No Name	Scoring Skills	Won Pts	Total Atts	No Name
<b>50</b>	<b>110</b>	<b>Total Team</b>		<b>53</b>	<b>121</b>	<b>Total Team</b>
23	44	10 Pinerua Kervin	<b>Spike</b>	22	41	7 Ndaki Mboulet Jean Patrice
8	12	18 Cedeno Marquez Fredy		13	29	14 Wounembaina Nathan
7	20	14 Montoya Martine Maximo		10	16	6 Dolegombai Sem
<b>13</b>	<b>66</b>	<b>Total Team</b>	<b>Block</b>	<b>11</b>	<b>72</b>	<b>Total Team</b>
4	14	13 Chourio Pirela Jesus Danian		4	11	9 Kofane Boyomo Joseph
3	9	3 Gonzalez Fernando		3	10	14 Wounembaina Nathan
2	8	10 Pinerua Kervin		1	4	2 Mbutngam Ahmed Awal
<b>11</b>	<b>105</b>	<b>Total Team</b>	<b>Serve</b>	<b>5</b>	<b>91</b>	<b>Total Team</b>
4	19	9 Carrasco José		3	18	14 Wounembaina Nathan
3	16	14 Montoya Martine Maximo		2	15	7 Ndaki Mboulet Jean Patrice
2	15	18 Cedeno Marquez Fredy				
<b>32</b>		<b>Total Team</b>	<b>Opp. error</b>	<b>21</b>		<b>Total Team</b>
<b>106</b>	<b>281</b>	<b>Total Team</b>	<b>Total</b>	<b>90</b>	<b>284</b>	<b>Total Team</b>
26	65	10 Pinerua Kervin	<b>Best Scorer</b>	25	63	7 Ndaki Mboulet Jean Patrice

■ Starting line-up    Pts = Points scored    [nn] = Captain  
□ Substitute        Atts = Attempts        L = Libero  
Opp = Opponent



## FIVB Men's Volleyball World Championship 2014 Pool D - Preliminary Round

**Match:** 16 **Date:** 02.09.2014 **Spectators:** 5'700  
**City:** Kraków  
**Hall:** Krakow Arena  
**Match duration:** Start: 16:40 End: 18:17 Total: 1:37

Teams	Sets	1	2	3	4	5	Total
BEL	3	25	25	25			75
PUR	0	19	17	20			56
<b>Set duration</b>		0:30	0:25	0:29			1:24

**Referees:** HUHTANISKA Ahti (FIN) & KAMDOUM Charles (CMR)

BEL • Belgium		1	2	3	4	5	Pts
1	Van Den Dries Bram	■	■	■			19
3	Deroo Sam	■	■	■			13
4	Coolman Pieter				□		
5	Depestele Frank	■	■	■			5
7	Claes Gertjan						
8	Klinkenberg Kevin	■	■	■			10
9	Verhees Pieter	■	■	■			2
10	Van De Voorde Simon	■	■	■			8
11	Verhanneman Matthijs						
12	Van Walle Gert						
14 L	Derkoningen Bert		L	L	L		
16	Valkiers Matthias						

**Coach:** BAEYENS Dominique  
**Assistant:** ACHTEN Christophe

PUR • Puerto Rico		1	2	3	4	5	Pts
1	Rivera Jose	■	■	□			3
2	Goas Edgardo	■	■				2
4 L	Del Valle Dennis		L	L	L		
5	Muñiz Roberto	■	■	■			4
10	Cruz Ezequiel						
11	Torres Maurice	■	■	■			9
12	Soto Hector	■	■	■			6
14	Roman Mannix	■	■	■			9
16	Rivera Jackson				■		1
17	Sierra Pedrito						
19	Ortiz Jean Carlos		□	□			3
20	Morales Fernando		□	□	■		

**Coach:** David Aleman (PUR)  
**Assistant:** Ramon Lawrence (CUB)

### TEAMS AND PLAYERS PERFORMANCES

Won Pts	Total Atts	No Name	Scoring Skills	Won Pts	Total Atts	No Name
46	85	<b>Total Team</b>		28	75	<b>Total Team</b>
17	29	1 Van Den Dries Bram	<b>Spike</b>	7	21	11 Torres Maurice
10	18	3 Deroo Sam		6	10	14 Roman Mannix
10	22	8 Klinkenberg Kevin		5	15	12 Soto Hector
3	38	<b>Total Team</b>	<b>Block</b>	8	52	<b>Total Team</b>
2	4	3 Deroo Sam		3	20	14 Roman Mannix
1	11	10 Van De Voorde Simon		2	10	11 Torres Maurice
8	74	<b>Total Team</b>	<b>Serve</b>	1	2	2 Goas Edgardo
3	17	10 Van De Voorde Simon		1	56	<b>Total Team</b>
2	11	5 Depestele Frank		1	8	12 Soto Hector
2	17	1 Van Den Dries Bram				
18		<b>Total Team</b>	<b>Opp. error</b>	19		<b>Total Team</b>
75	197	<b>Total Team</b>	<b>Total</b>	56	183	<b>Total Team</b>
19	50	1 Van Den Dries Bram	<b>Best Scorer</b>	9	35	11 Torres Maurice

■ Starting line-up    Pts = Points scored    [nn] = Captain  
□ Substitute    Atts = Attempts    L = Libero  
Opp = Opponent



**Match:** 17 **Date:** 02.09.2014 **Spectators:** 5'263  
**City:** Wroclaw  
**Hall:** Hala Stulecia  
**Match duration:** Start: 20:25 End: 21:55 Total: 1:30

Teams	Sets	1	2	3	4	5	Total
AUS	0	17	19	22			58
POL	3	25	25	25			75
<b>Set duration</b>		0:23	0:28	0:26			1:17

**Referees:** TURCI Paulo (BRA) & ALBRIGHT Paul (USA)

AUS • Australia		1	2	3	4	5	Pts
1	Zingel Aidan	■	■	■			5
3	Roberts Nathan			□			
5	Passier Travis						
6	Edgar Thomas	■	■	■			20
7	Peacock Harrison			□	■		
9	White Adam	■	■	■			6
11 L	Perry Luke	L	L	L			
12	Mote Nehemiah	■	■	■			6
14	Sukochev Grigory	■	■				1
15	Douglas-Powell Thomas Ewen		□	■	■		4
16	Smith Luke	■					2
17	Carroll Paul						

**Coach:** Uriarte, Jon Emili (ARG)  
**Assistant:** Illott, Daniel John (AUS)

POL • Poland		1	2	3	4	5	Pts
1	Nowakowski Piotr	■	■	■			11
2	Winiarski Michal	■	■	■			13
3	Konarski Dawid			□	□		1
5	Zagumny Pawel	■	■	■			1
7	Klos Karol	■	■	■			6
10	Wlazly Mariusz	■	■	■			12
11	Drzyzga Fabian			□	□		
13	Kubiak Michal					□	
17 L	Zatorski Pawel	L	L	L			
18	Mozdzonek Marcin						
20	Mika Mateusz	■	■	■			14
21	Buszek Rafal						

**Coach:** ANTIGA Stephane (FRA)  
**Assistant:** BLAIN Philippe (FRA)

### TEAMS AND PLAYERS PERFORMANCES

Won Pts	Total Atts	No Name	Scoring Skills	Won Pts	Total Atts	No Name
37	87	<b>Total Team</b>		49	83	<b>Total Team</b>
17	36	6 Edgar Thomas	<b>Spike</b>	13	23	20 Mika Mateusz
6	16	9 White Adam		10	21	10 Wlazly Mariusz
5	6	12 Mote Nehemiah		10	18	2 Winiarski Michal
4	61	<b>Total Team</b>	<b>Block</b>	5	57	<b>Total Team</b>
1	5	16 Smith Luke		2	16	10 Wlazly Mariusz
1	10	6 Edgar Thomas		2	12	1 Nowakowski Piotr
1	7	15 Douglas-Powell Thomas	<b>Serve</b>	1	9	2 Winiarski Michal
3	59	<b>Total Team</b>		4	74	<b>Total Team</b>
2	12	6 Edgar Thomas		2	11	2 Winiarski Michal
1	8	15 Douglas-Powell Thomas	<b>Opp. error</b>	1	18	20 Mika Mateusz
14		<b>Total Team</b>		1	10	1 Nowakowski Piotr
58	207	<b>Total Team</b>		17		<b>Total Team</b>
20	58	6 Edgar Thomas	<b>Total</b>	75	214	<b>Total Team</b>
			<b>Best Scorer</b>	14	49	20 Mika Mateusz

■ Starting line-up    Pts = Points scored    [nn] = Captain  
□ Substitute    Atts = Attempts    L = Libero  
Opp = Opponent



**FIVB Men's Volleyball World Championship 2014**  
**Pool D - Preliminary Round**
**Match:** 18 **Date:** 02.09.2014 **Spectators:** 11'150  
**City:** Kraków  
**Hall:** Krakow Arena  
**Match duration:** **Start:** 20:25 **End:** 22:49 **Total:** 2:24

Teams	Sets	1	2	3	4	5	Total
<b>FRA</b>	<b>2</b>	25	25	23	13	12	98
<b>ITA</b>	<b>3</b>	20	20	25	25	15	105
<b>Set duration</b>		0:29	0:28	0:27	0:21	0:20	2:05

**Referees:** ALENEZI Abdullach (KUW) & ILKIW Taras (CAN)

<b>FRA • France</b>		1	2	3	4	5	Pts
1	Aguenier Jonas					<input type="checkbox"/>	
2	L Grebennikov Jenia	L	L	L	L	L	
4	Rouzier Antonin	■	■	■	■	■	27
<input type="checkbox"/>	6 Toniutti Benjamin	■	■	■	■	■	2
7	Tillie Kevin	■	■	■	■	■	8
9	Ngapeth Earvin	■	■	■	■	■	13
10	Le Roux Kevin	■	■	■	■	■	6
14	Le Goff Nicolas	■	■	■	■	■	10
15	Tuia Samuele						
16	Marechal Nicolas			<input type="checkbox"/>	<input type="checkbox"/>	<input type="checkbox"/>	
17	Lafitte Franck		<input type="checkbox"/>				
18	Jaumel Yoann			<input type="checkbox"/>	<input type="checkbox"/>	<input type="checkbox"/>	1

**Coach:** Tillie Laurent  
**Assistant:** Josserand Arnaud

<b>ITA • Italy</b>		1	2	3	4	5	Pts
2	Kovar Jiri	■	■	■	■	■	12
3	Parodi Simone	■	■				3
4	Vettori Luca						
7	L Rossini Salvatore	L	L	L	L	L	
9	Zaytsev Ivan	■	■	■	■	■	25
10	Lanza Filippo		<input type="checkbox"/>				7
11	Buti Simone	■	■	■	■	■	12
13	Travica Dragan	■	■				
<input type="checkbox"/>	15 Birarelli Emanuele	■	■	■	■	■	12
16	Baranowicz Michele		<input type="checkbox"/>	■	■	■	2
19	Anzani Simone					<input type="checkbox"/>	
20	L Colaci Massimo				L	L	L

**Coach:** BERRUTO Mauro (ITA)  
**Assistant:** BROGIONI Andrea (ITA)

**TEAMS AND PLAYERS PERFORMANCES**

Won Pts	Total Atts	No Name	Scoring Skills	Won Pts	Total Atts	No Name
<b>54</b>	<b>124</b>	<b>Total Team</b>		<b>52</b>	<b>120</b>	<b>Total Team</b>
25	44	4 Rouzier Antonin	<b>Spike</b>	19	36	9 Zaytsev Ivan
11	36	9 Ngapeth Earvin		11	28	2 Kovar Jiri
7	14	7 Tillie Kevin		7	16	11 Buti Simone
<b>8</b>	<b>63</b>	<b>Total Team</b>	<b>Block</b>	<b>15</b>	<b>83</b>	<b>Total Team</b>
4	15	14 Le Goff Nicolas		5	23	15 Birarelli Emanuele
2	19	10 Le Roux Kevin		3	25	11 Buti Simone
1	9	4 Rouzier Antonin		3	11	9 Zaytsev Ivan
<b>5</b>	<b>99</b>	<b>Total Team</b>	<b>Serve</b>	<b>6</b>	<b>105</b>	<b>Total Team</b>
2	17	9 Ngapeth Earvin		3	22	9 Zaytsev Ivan
1	18	10 Le Roux Kevin		2	18	11 Buti Simone
1	4	18 Jaumel Yoann		1	21	15 Birarelli Emanuele
<b>31</b>		<b>Total Team</b>	<b>Opp. error</b>	<b>32</b>		<b>Total Team</b>
<b>98</b>	<b>286</b>	<b>Total Team</b>	<b>Total</b>	<b>105</b>	<b>308</b>	<b>Total Team</b>
27	65	4 Rouzier Antonin	<b>Best Scorer</b>	25	69	9 Zaytsev Ivan


Starting line-up    Pts = Points scored     nn = Captain  
 Substitute    Atts = Attempts    L = Libero  
 Opp = Opponent

**Match:** 13 **Date:** 02.09.2014 **Spectators:** 3'786  
**City:** Wrocław  
**Hall:** Hala Stulecia  
**Match duration:** Start: 13:10 End: 15:15 Total: 2:05

Teams	Sets	1	2	3	4	5	Total
<b>ARG</b>	<b>1</b>	17	25	21	21		84
<b>SRB</b>	<b>3</b>	25	20	25	25		95
<b>Set duration</b>		0:27	0:28	0:28	0:26		1:49




## ARG • Argentina



**Spike**

Succ. %  
Limit: 15.00%

Rk	No	Name	Spikes	Faults	Shots	Total Attempts	Note
1	10	Gonzalez José Luis	11	6	8	25	44.00
2	7	Conte Facundo	8	3	12	23	34.78
-	2	Filardi Javier	5	3	5	13	
-	11	Solé Sebastian	4	2	5	11	
-	14	Crer Pablo	5	2	3	10	
-	16	Ramos Martin	3	1	4	8	
-	9	Quiroga Rodrigo	2	2	2	6	
-	1	Darraidou Santiago	-	-	1	1	
-	5	Uriarte Nicolás	-	-	1	1	
-	15	De Cecco Luciano	-	-	-	-	
-	20	Toro Alejandro	-	-	-	-	
-	21	Closter Sebastián	-	-	-	-	
<b>Others</b>			-	-	-	-	
<b>Total Team</b>			38	19	41	98	38.78



**Block**

Avg. by set

Rk	No	Name	Kill Blocks	Faults	Rebounds	Total Attempts	Note
1	7	Conte Facundo	3	1	3	7	0.75
2	10	Gonzalez José Luis	1	6	4	11	0.25
2	15	De Cecco Luciano	1	6	2	9	0.25
2	14	Crer Pablo	1	5	1	7	0.25
2	11	Solé Sebastian	1	9	2	12	0.25
-	1	Darraidou Santiago	-	-	-	-	
-	9	Quiroga Rodrigo	-	-	-	-	
-	20	Toro Alejandro	-	-	-	-	
-	21	Closter Sebastián	-	-	-	-	
-	2	Filardi Javier	-	3	2	5	
-	5	Uriarte Nicolás	-	3	1	4	
-	16	Ramos Martin	-	11	1	12	
<b>Others</b>			-	-	-	-	
<b>Total Team</b>			7	44	16	67	1.75




**Match:** 13 **Date:** 02.09.2014 **Spectators:** 3'786  
**City:** Wrocław  
**Hall:** Hala Stulecia  
**Match duration:** Start: 13:10 End: 15:15 Total: 2:05

Teams	Sets	1	2	3	4	5	Total
<b>ARG</b>	<b>1</b>	17	25	21	21		84
<b>SRB</b>	<b>3</b>	25	20	25	25		95
<b>Set duration</b>		0:27	0:28	0:28	0:26		1:49



### ARG • Argentina

Rk	No	Name	Aces	Faults	Serve Hits	Total Attempts	Note
1	10	Gonzalez José Luis	2	-	13	15	0.50
2	11	Solé Sebastian	1	-	12	13	0.25
2	5	Uriarte Nicolás	1	2	7	10	0.25
-	1	Darraidou Santiago	-	-	-	-	
-	20	Toro Alejandro	-	-	-	-	
-	21	Closter Sebastián	-	-	-	-	
-	14	Crer Pablo	-	1	5	6	
-	2	Filardi Javier	-	2	9	11	
-	7	Conte Facundo	-	2	8	10	
-	16	Ramos Martin	-	2	7	9	
-	15	De Cecco Luciano	-	3	5	8	
-	9	Quiroga Rodrigo	-	2	1	3	
<b>Others</b>			-	-	-	-	
<b>Total Team</b>			4	14	67	85	1.00




**Serve**

Avg. by set

Team	Opponent errors & Team faults	Aces	Faults	Total Attempts
		35	-	35

Rk	No	Name	Digs	Faults	Receptions	Total Attempts	Note
1	21	Closter Sebastián	16	3	-	19	4.00
2	2	Filardi Javier	8	1	1	10	2.00
3	7	Conte Facundo	6	4	4	14	1.50
4	10	Gonzalez José Luis	5	1	-	6	1.25
5	5	Uriarte Nicolás	3	-	-	3	0.75
5	15	De Cecco Luciano	3	-	2	5	0.75
7	14	Crer Pablo	2	-	-	2	0.50
7	11	Solé Sebastian	2	1	1	4	0.50
7	9	Quiroga Rodrigo	2	2	-	4	0.50
10	1	Darraidou Santiago	1	-	-	1	0.25
-	20	Toro Alejandro	-	-	-	-	
-	16	Ramos Martin	-	1	-	1	
<b>Others</b>			-	-	-	-	
<b>Total Team</b>			48	13	8	69	12.00



**Dig**

Avg. by set




**Match:** 13 **Date:** 02.09.2014 **Spectators:** 3'786  
**City:** Wrocław  
**Hall:** Hala Stulecia  
**Match duration:** Start: 13:10 End: 15:15 Total: 2:05

Teams	Sets	1	2	3	4	5	Total
<b>ARG</b>	<b>1</b>	17	25	21	21		84
<b>SRB</b>	<b>3</b>	25	20	25	25		95
<b>Set duration</b>		0:27	0:28	0:28	0:26		1:49




### ARG • Argentina



**Set**

Avg. by set

Rk	No	Name	Running Sets	Faults	Still Sets	Total Attempts	Note
1	15	De Cecco Luciano	36	1	23	60	9.00
2	5	Uriarte Nicolás	14	-	13	27	3.50
-	1	Darraidou Santiago	-	-	-	-	
-	2	Filardi Javier	-	-	-	-	
-	7	Conte Facundo	-	-	-	-	
-	9	Quiroga Rodrigo	-	-	-	-	
-	11	Solé Sebastian	-	-	-	-	
-	14	Crer Pablo	-	-	-	-	
-	16	Ramos Martin	-	-	-	-	
-	20	Toro Alejandro	-	-	-	-	
-	21	Closter Sebastián	-	-	-	-	
-	10	Gonzalez José Luis	-	1	-	1	
<b>Others</b>			-	-	-	-	
<b>Total Team</b>			50	2	36	88	12.50



**Reception**

Eff. %  
Limit: 25.00%


Rk	No	Name	Excellents	Faults	Serve Receptions	Total Attempts	Note
1	7	Conte Facundo	10	1	9	20	45.00
2	21	Closter Sebastián	8	1	15	24	29.17
-	2	Filardi Javier	9	-	8	17	
-	9	Quiroga Rodrigo	3	-	4	7	
-	15	De Cecco Luciano	2	-	-	2	
-	11	Solé Sebastian	1	-	-	1	
-	16	Ramos Martin	-	-	1	1	
-	1	Darraidou Santiago	-	-	-	-	
-	5	Uriarte Nicolás	-	-	-	-	
-	10	Gonzalez José Luis	-	-	-	-	
-	20	Toro Alejandro	-	-	-	-	
-	14	Crer Pablo	-	1	-	1	
<b>Others</b>			-	-	-	-	
<b>Total Team</b>			33	3	37	73	41.10

**Match:** 13 **Date:** 02.09.2014 **Spectators:** 3'786  
**City:** Wroclaw  
**Hall:** Hala Stulecia  
**Match duration:** **Start:** 13:10 **End:** 15:15 **Total:** 2:05

Teams	Sets	1	2	3	4	5	Total
<b>ARG</b>	<b>1</b>	17	25	21	21		84
<b>SRB</b>	<b>3</b>	25	20	25	25		95
<b>Set duration</b>		0:27	0:28	0:28	0:26		1:49




### SRB • Serbia



**Spike**

Succ. %  
Limit: 15.00%

Rk	No	Name	Spikes	Faults	Shots	Total Attempts	Note
1	14	Atanasijevic Aleksandar	18	5	10	33	54.55
2	1	Kovacevic Nikola	12	4	8	24	50.00
3	10	Nikic Milos	8	6	6	20	40.00
-	7	Stankovic Dragan	9	2	1	12	
-	18	Podrascanin Marko	9	-	1	10	
-	9	Jovovic Nikola	-	-	1	1	
-	2	Kovacevic Uros	-	-	-	-	
-	4	Petric Nemanja	-	-	-	-	
-	5	Petkovic Vlado	-	-	-	-	
-	15	Starovic Sasa	-	-	-	-	
-	19	Rosic Nikola	-	-	-	-	
-	20	Lisinac Srecko	-	-	-	-	
<b>Others</b>			-	-	-	-	
<b>Total Team</b>			56	17	27	100	56.00



**Block**

Avg. by set

Rk	No	Name	Kill Blocks	Faults	Rebounds	Total Attempts	Note
1	7	Stankovic Dragan	3	13	4	20	0.75
2	18	Podrascanin Marko	2	5	5	12	0.50
2	9	Jovovic Nikola	2	6	5	13	0.50
4	1	Kovacevic Nikola	1	6	1	8	0.25
-	2	Kovacevic Uros	-	-	-	-	
-	4	Petric Nemanja	-	-	-	-	
-	5	Petkovic Vlado	-	-	-	-	
-	10	Nikic Milos	-	-	4	4	
-	15	Starovic Sasa	-	-	-	-	
-	19	Rosic Nikola	-	-	-	-	
-	14	Atanasijevic Aleksandar	-	2	5	7	
-	20	Lisinac Srecko	-	3	-	3	
<b>Others</b>			-	-	-	-	
<b>Total Team</b>			8	35	24	67	2.00

**Match:** 13 **Date:** 02.09.2014 **Spectators:** 3'786  
**City:** Wroclaw  
**Hall:** Hala Stulecia  
**Match duration:** **Start:** 13:10 **End:** 15:15 **Total:** 2:05

Teams	Sets	1	2	3	4	5	Total
<b>ARG</b>	<b>1</b>	17	25	21	21		84
<b>SRB</b>	<b>3</b>	25	20	25	25		95
<b>Set duration</b>		0:27	0:28	0:28	0:26		1:49



## SRB • Serbia

Rk	No	Name	Aces	Faults	Serve Hits	Total Attempts	Note
1	10	Nikic Milos	2	-	14	16	0.50
2	18	Podrascanin Marko	1	2	12	15	0.25
-	2	Kovacevic Uros	-	-	1	1	
-	4	Petric Nemanja	-	-	-	-	
-	5	Petkovic Vlado	-	-	-	-	
-	15	Starovic Sasa	-	-	-	-	
-	19	Rosic Nikola	-	-	-	-	
-	20	Lisinac Srecko	-	-	2	2	
-	9	Jovovic Nikola	-	1	13	14	
-	7	Stankovic Dragan	-	5	10	15	
-	1	Kovacevic Nikola	-	7	13	20	
-	14	Atanasijevic Aleksandar	-	6	5	11	
<b>Others</b>			-	-	-	-	
<b>Total Team</b>			3	21	70	94	0.75

Team	Opponent errors & Team faults	Aces	Faults	Total Attempts
		28	1	29


Rk	No	Name	Digs	Faults	Receptions	Total Attempts	Note
1	10	Nikic Milos	15	3	2	20	3.75
2	1	Kovacevic Nikola	11	-	1	12	2.75
3	19	Rosic Nikola	10	1	3	14	2.50
4	9	Jovovic Nikola	8	-	-	8	2.00
5	14	Atanasijevic Aleksandar	7	-	2	9	1.75
6	18	Podrascanin Marko	2	-	1	3	0.50
6	7	Stankovic Dragan	2	2	-	4	0.50
8	2	Kovacevic Uros	1	-	-	1	0.25
-	4	Petric Nemanja	-	-	-	-	
-	5	Petkovic Vlado	-	-	-	-	
-	15	Starovic Sasa	-	-	-	-	
-	20	Lisinac Srecko	-	-	-	-	
<b>Others</b>			-	-	-	-	
<b>Total Team</b>			56	6	9	71	14.00

Match: 13 Date: 02.09.2014 Spectators: 3'786  
 City: Wrocław  
 Hall: Hala Stulecia  
 Match duration: Start: 13:10 End: 15:15 Total: 2:05

Teams	Sets	1	2	3	4	5	Total
ARG	1	17	25	21	21		84
SRB	3	25	20	25	25		95
Set duration		0:27	0:28	0:28	0:26		1:49




## SRB • Serbia



**Set**

Avg. by set

Rk	No	Name	Running Sets	Faults	Still Sets	Total Attempts	Note
1	9	Jovovic Nikola	43	-	37	80	10.75
-	1	Kovacevic Nikola	-	-	-	-	
-	2	Kovacevic Uros	-	-	-	-	
-	4	Petric Nemanja	-	-	-	-	
-	5	Petkovic Vlado	-	-	-	-	
-	7	Stankovic Dragan	-	-	-	-	
-	10	Nikic Milos	-	-	-	-	
-	14	Atanasijevic Aleksandar	-	-	-	-	
-	15	Starovic Sasa	-	-	-	-	
-	18	Podrascanin Marko	-	-	-	-	
-	19	Rosic Nikola	-	-	-	-	
-	20	Lisinac Srecko	-	-	-	-	
Others			-	-	-	-	
<b>Total Team</b>			43	-	37	80	10.75




**Reception**

Eff. %  
Limit: 25.00%


Rk	No	Name	Excellents	Faults	Serve Receptions	Total Attempts	Note
1	19	Rosic Nikola	14	-	9	23	60.87
2	1	Kovacevic Nikola	9	1	17	27	29.63
3	10	Nikic Milos	5	3	12	20	10.00
-	9	Jovovic Nikola	-	-	1	1	
-	2	Kovacevic Uros	-	-	-	-	
-	4	Petric Nemanja	-	-	-	-	
-	5	Petkovic Vlado	-	-	-	-	
-	7	Stankovic Dragan	-	-	-	-	
-	14	Atanasijevic Aleksandar	-	-	-	-	
-	15	Starovic Sasa	-	-	-	-	
-	18	Podrascanin Marko	-	-	-	-	
-	20	Lisinac Srecko	-	-	-	-	
Others			-	-	-	-	
<b>Total Team</b>			28	4	39	71	33.80

**Match:** 14 **Date:** 02.09.2014 **Spectators:** 3'150  
**City:** Kraków  
**Hall:** Krakow Arena  
**Match duration:** **Start:** 13:10 **End:** 15:58 **Total:** 2:48

Teams	Sets	1	2	3	4	5	Total
<b>USA</b>	<b>2</b>	23	19	25	25	15	107
<b>IRI</b>	<b>3</b>	25	25	19	18	17	104
<b>Set duration</b>		0:36	0:30	0:31	0:28	0:24	2:29




### USA • USA



**Spike**

Succ. %  
Limit: 15.00%

Rk	No	Name	Spikes	Faults	Shots	Total Attempts	Note
1	1	Anderson Matthew	22	4	12	38	57.89
2	3	Sander Taylor	23	6	20	49	46.94
-	15	Clark Carson	7	4	7	18	
-	17	Holt Maxwell	4	2	3	9	
-	18	Muagututia Garrett	2	2	2	6	
-	20	Smith David	2	1	2	5	
-	4	Lee David	1	2	1	4	
-	11	Christenson Micah	-	-	3	3	
-	10	Ciarelli Antonio	-	-	2	2	
-	6	Lotman Paul	-	-	-	-	
-	7	Shoji Kawika	-	-	-	-	
-	22	Shoji Erik	-	-	-	-	
<b>Others</b>			-	-	-	-	
<b>Total Team</b>			61	21	52	134	45.52



**Block**

Avg. by set


Rk	No	Name	Kill Blocks	Faults	Rebounds	Total Attempts	Note
1	17	Holt Maxwell	6	12	10	28	1.20
2	11	Christenson Micah	3	1	9	13	0.60
3	1	Anderson Matthew	2	5	6	13	0.40
3	20	Smith David	2	8	5	15	0.40
5	15	Clark Carson	1	-	3	4	0.20
5	3	Sander Taylor	1	2	2	5	0.20
-	6	Lotman Paul	-	-	-	-	
-	7	Shoji Kawika	-	-	-	-	
-	10	Ciarelli Antonio	-	-	-	-	
-	22	Shoji Erik	-	-	-	-	
-	18	Muagututia Garrett	-	2	2	4	
-	4	Lee David	-	4	2	6	
<b>Others</b>			-	-	-	-	
<b>Total Team</b>			15	34	39	88	3.00

**Match:** 14 **Date:** 02.09.2014 **Spectators:** 3'150  
**City:** Kraków  
**Hall:** Krakow Arena  
**Match duration:** **Start:** 13:10 **End:** 15:58 **Total:** 2:48

Teams	Sets	1	2	3	4	5	Total
<b>USA</b>	<b>2</b>	23	19	25	25	15	107
<b>IRI</b>	<b>3</b>	25	25	19	18	17	104
<b>Set duration</b>		0:36	0:30	0:31	0:28	0:24	2:29



### USA • USA




**Serve**

Avg. by set

Rk	No	Name	Aces	Faults	Serve Hits	Total Attempts	Note
1	1	Anderson Matthew	2	4	17	23	0.40
2	3	Sander Taylor	1	1	16	18	0.20
2	17	Holt Maxwell	1	2	12	15	0.20
2	15	Clark Carson	1	3	3	7	0.20
-	4	Lee David	-	-	4	4	
-	6	Lotman Paul	-	-	-	-	
-	7	Shoji Kawika	-	-	-	-	
-	18	Muagututia Garrett	-	-	7	7	
-	22	Shoji Erik	-	-	-	-	
-	20	Smith David	-	3	14	17	
-	11	Christenson Micah	-	3	10	13	
-	10	Ciarelli Antonio	-	1	3	4	
<b>Others</b>			-	-	-	-	
<b>Total Team</b>			5	17	86	108	1.00

**Team**

Opponent errors & Team faults	26	-	26
-------------------------------	----	---	----




**Dig**

Avg. by set


Rk	No	Name	Digs	Faults	Receptions	Total Attempts	Note
1	22	Shoji Erik	25	5	2	32	5.00
2	1	Anderson Matthew	13	6	-	19	2.60
3	11	Christenson Micah	10	2	2	14	2.00
4	3	Sander Taylor	9	4	-	13	1.80
5	15	Clark Carson	6	2	1	9	1.20
6	20	Smith David	4	2	-	6	0.80
6	17	Holt Maxwell	4	3	-	7	0.80
8	18	Muagututia Garrett	3	-	2	5	0.60
9	4	Lee David	1	-	1	2	0.20
-	6	Lotman Paul	-	-	-	-	
-	7	Shoji Kawika	-	-	-	-	
-	10	Ciarelli Antonio	-	-	-	-	
<b>Others</b>			-	-	-	-	
<b>Total Team</b>			75	24	8	107	15.00

Match: 14 Date: 02.09.2014 Spectators: 3'150  
 City: Kraków  
 Hall: Krakow Arena  
 Match duration: Start: 13:10 End: 15:58 Total: 2:48

Teams	Sets	1	2	3	4	5	Total
USA	2	23	19	25	25	15	107
IRI	3	25	25	19	18	17	104
Set duration		0:36	0:30	0:31	0:28	0:24	2:29




### USA • USA



**Set**

Avg. by set

Rk	No	Name	Running Sets	Faults	Still Sets	Total Attempts	Note
1	11	Christenson Micah	46	-	62	108	9.20
-	1	Anderson Matthew	-	-	1	1	
-	3	Sander Taylor	-	-	-	-	
-	4	Lee David	-	-	-	-	
-	6	Lotman Paul	-	-	-	-	
-	7	Shoji Kawika	-	-	-	-	
-	10	Ciarelli Antonio	-	-	-	-	
-	15	Clark Carson	-	-	-	-	
-	17	Holt Maxwell	-	-	-	-	
-	18	Muagututia Garrett	-	-	-	-	
-	20	Smith David	-	-	-	-	
-	22	Shoji Erik	-	-	-	-	
<b>Others</b>			-	-	-	-	
<b>Total Team</b>			46	-	63	109	9.20



**Reception**

Eff. %  
Limit: 25.00%

Rk	No	Name	Excellents	Faults	Serve Receptions	Total Attempts	Note
1	1	Anderson Matthew	10	2	18	30	26.67
2	3	Sander Taylor	12	5	19	36	19.44
-	22	Shoji Erik	5	-	5	10	
-	18	Muagututia Garrett	5	1	1	7	
-	10	Ciarelli Antonio	-	-	2	2	
-	4	Lee David	1	-	-	1	
-	11	Christenson Micah	-	-	1	1	
-	17	Holt Maxwell	1	-	-	1	
-	6	Lotman Paul	-	-	-	-	
-	7	Shoji Kawika	-	-	-	-	
-	15	Clark Carson	-	-	-	-	
-	20	Smith David	-	-	-	-	
<b>Others</b>			-	-	-	-	
<b>Total Team</b>			34	8	46	88	29.55






**Match:** 14 **Date:** 02.09.2014 **Spectators:** 3'150  
**City:** Kraków  
**Hall:** Krakow Arena  
**Match duration:** Start: 13:10 End: 15:58 Total: 2:48

Teams	Sets	1	2	3	4	5	Total
USA	2	23	19	25	25	15	107
IRI	3	25	25	19	18	17	104
<b>Set duration</b>		0:36	0:30	0:31	0:28	0:24	2:29




### IRI • Iran



**Spike**

Succ. %  
Limit: 15.00%

Rk	No	Name	Spikes	Faults	Shots	Total Attempts	Note
1	12	Mirzajanjpour M. Mojtaba	10	5	6	21	47.62
2	10	Ghafour Amir	17	12	22	51	33.33
3	5	Ghaemi Farhad	8	2	15	25	32.00
-	6	Mousavi Eraghi Seyed Mohammad	10	1	7	18	
-	9	Gholami Adel	5	1	6	12	
-	2	Ebadipour Ghara H. Milad	4	-	3	7	
-	4	Marouflakrani Mir Saeid	2	-	1	3	
-	3	Faezi Saman	-	-	-	-	
-	7	Fayazi Damnabi Pourya	-	-	-	-	
-	8	Zarif Ahangaran V. Farhad	-	-	-	-	
-	13	Mahdavi Mehdi	-	-	-	-	
-	15	Tashakori Armin	-	-	-	-	
<b>Others</b>			-	-	-	-	
<b>Total Team</b>			56	21	60	137	40.88



**Block**

Avg. by set

Rk	No	Name	Kill Blocks	Faults	Rebounds	Total Attempts	Note
1	9	Gholami Adel	5	15	2	22	1.00
2	12	Mirzajanjpour M. Mojtaba	2	2	1	5	0.40
2	6	Mousavi Eraghi Seyed Mohammad	2	10	11	23	0.40
4	4	Marouflakrani Mir Saeid	1	3	3	7	0.20
4	10	Ghafour Amir	1	9	4	14	0.20
-	3	Faezi Saman	-	-	-	-	
-	7	Fayazi Damnabi Pourya	-	-	-	-	
-	8	Zarif Ahangaran V. Farhad	-	-	-	-	
-	13	Mahdavi Mehdi	-	-	1	1	
-	15	Tashakori Armin	-	-	-	-	
-	5	Ghaemi Farhad	-	7	8	15	
-	2	Ebadipour Ghara H. Milad	-	1	1	2	
<b>Others</b>			-	-	-	-	
<b>Total Team</b>			11	47	31	89	2.20

**Match:** 14 **Date:** 02.09.2014 **Spectators:** 3'150  
**City:** Kraków  
**Hall:** Krakow Arena  
**Match duration:** **Start:** 13:10 **End:** 15:58 **Total:** 2:48

Teams	Sets	1	2	3	4	5	Total
<b>USA</b>	<b>2</b>	23	19	25	25	15	107
<b>IRI</b>	<b>3</b>	25	25	19	18	17	104
<b>Set duration</b>		0:36	0:30	0:31	0:28	0:24	2:29



### IRI • Iran

Rk	No	Name	Aces	Faults	Serve Hits	Total Attempts	Note
1	10	Ghafour Amir	3	4	9	16	0.60
2	4	Marouflakrani Mir Saeid	2	3	15	20	0.40
3	9	Gholami Adel	1	2	19	22	0.20
3	5	Ghaemi Farhad	1	2	15	18	0.20
3	12	Mirzajanpour M. Mojtaba	1	1	6	8	0.20
-	2	Ebadipour Ghara H. Milad	-	-	6	6	
-	3	Faezi Saman	-	-	-	-	
-	7	Fayazi Damnabi Pourya	-	-	-	-	
-	8	Zarif Ahangaran V. Farhad	-	-	-	-	
-	13	Mahdavi Mehdi	-	-	1	1	
-	6	Mousavi Eraghi Seyed Mohammad	-	1	5	6	
-	15	Tashakori Armin	-	2	4	6	
<b>Others</b>			-	-	-	-	
<b>Total Team</b>			8	15	80	103	1.60

Team	Opponent errors & Team faults	Aces	Faults	Total Attempts	Note
	Opponent errors & Team faults	29	-	29	

Rk	No	Name	Digs	Faults	Receptions	Total Attempts	Note
1	8	Zarif Ahangaran V. Farhad	23	10	1	34	4.60
2	4	Marouflakrani Mir Saeid	12	2	1	15	2.40
2	5	Ghaemi Farhad	12	2	-	14	2.40
4	2	Ebadipour Ghara H. Milad	8	3	-	11	1.60
5	10	Ghafour Amir	7	1	1	9	1.40
5	12	Mirzajanpour M. Mojtaba	7	2	1	10	1.40
7	6	Mousavi Eraghi Seyed Mohammad	6	-	-	6	1.20
7	9	Gholami Adel	6	-	-	6	1.20
-	3	Faezi Saman	-	-	-	-	
-	7	Fayazi Damnabi Pourya	-	-	-	-	
-	13	Mahdavi Mehdi	-	-	1	1	
-	15	Tashakori Armin	-	-	1	1	
<b>Others</b>			-	-	-	-	
<b>Total Team</b>			81	20	6	107	16.20

**Match:** 14 **Date:** 02.09.2014 **Spectators:** 3'150  
**City:** Kraków  
**Hall:** Krakow Arena  
**Match duration:** **Start:** 13:10 **End:** 15:58 **Total:** 2:48

Teams	Sets	1	2	3	4	5	Total
<b>USA</b>	<b>2</b>	23	19	25	25	15	107
<b>IRI</b>	<b>3</b>	25	25	19	18	17	104
<b>Set duration</b>		0:36	0:30	0:31	0:28	0:24	2:29



### IRI • Iran



**Set**

Avg. by set

Rk	No	Name	Running Sets	Faults	Still Sets	Total Attempts	Note
1	4	Marouflakrani Mir Saeid	51	-	46	97	10.20
2	13	Mahdavi Mehdi	5	-	1	6	1.00
-	2	Ebadipour Ghara H. Milad	-	-	-	-	
-	3	Faezi Saman	-	-	-	-	
-	5	Ghaemi Farhad	-	-	2	2	
-	6	Mousavi Eraghi Seyed Mohammad	-	-	-	-	
-	7	Fayazi Damnabi Pourya	-	-	-	-	
-	8	Zarif Ahangaran V. Farhad	-	-	-	-	
-	9	Gholami Adel	-	-	-	-	
-	10	Ghafour Amir	-	-	-	-	
-	12	Mirzajanpour M. Mojtaba	-	-	-	-	
-	15	Tashakori Armin	-	-	-	-	
<b>Others</b>			-	-	-	-	
<b>Total Team</b>			56	-	49	105	11.20



**Reception**

Eff. %  
Limit: 25.00%


Rk	No	Name	Excellents	Faults	Serve Receptions	Total Attempts	Note
1	5	Ghaemi Farhad	13	1	9	23	52.17
2	8	Zarif Ahangaran V. Farhad	14	1	12	27	48.15
-	12	Mirzajanpour M. Mojtaba	7	2	12	21	
-	2	Ebadipour Ghara H. Milad	5	-	5	10	
-	4	Marouflakrani Mir Saeid	2	-	3	5	
-	10	Ghafour Amir	2	-	1	3	
-	6	Mousavi Eraghi Seyed Mohammad	-	-	1	1	
-	9	Gholami Adel	1	-	-	1	
-	3	Faezi Saman	-	-	-	-	
-	7	Fayazi Damnabi Pourya	-	-	-	-	
-	13	Mahdavi Mehdi	-	-	-	-	
-	15	Tashakori Armin	-	-	-	-	
<b>Others</b>			-	-	-	-	
<b>Total Team</b>			44	4	43	91	43.96

**Match:** 15 **Date:** 02.09.2014 **Spectators:** 2'264  
**City:** Wroclaw  
**Hall:** Hala Stulecia  
**Match duration:** **Start:** 16:40 **End:** 19:01 **Total:** 2:21

Teams	Sets	1	2	3	4	5	Total
<b>VEN</b>	<b>3</b>	25	25	31	25		106
<b>CMR</b>	<b>1</b>	22	21	33	14		90
<b>Set duration</b>		0:29	0:30	0:41	0:25		2:05




### VEN • Venezuela



**Spike**

Succ. %  
Limit: 15.00%

Rk	No	Name	Spikes	Faults	Shots	Total Attempts	Note
1	10	Pinerua Kervin	23	11	10	44	52.27
2	14	Montoya Martine Maximo Antonio	7	1	12	20	35.00
3	3	Gonzalez Fernando	3	2	13	18	16.67
-	18	Cedeno Marquez Fredy Ramon	8	2	2	12	
-	13	Chourio Pirela Jesus Danian	6	-	4	10	
-	9	Carrasco José	1	1	2	4	
-	12	Contreras Jhoser	2	-	-	2	
-	4	Mata Héctor	-	-	-	-	
-	5	Rodriguez Emerson	-	-	-	-	
-	6	Paez Carlos	-	-	-	-	
-	8	Salerno Hector	-	-	-	-	
-	11	Gomez Canas Ernardo Andres	-	-	-	-	
<b>Others</b>			-	-	-	-	
<b>Total Team</b>			50	17	43	110	45.45



**Block**

Avg. by set


Rk	No	Name	Kill Blocks	Faults	Rebounds	Total Attempts	Note
1	13	Chourio Pirela Jesus Danian	4	6	4	14	1.00
2	3	Gonzalez Fernando	3	5	1	9	0.75
3	10	Pinerua Kervin	2	4	2	8	0.50
3	18	Cedeno Marquez Fredy Ramon	2	15	7	24	0.50
5	9	Carrasco José	1	-	1	2	0.25
5	14	Montoya Martine Maximo Antonio	1	4	3	8	0.25
-	4	Mata Héctor	-	-	-	-	
-	5	Rodriguez Emerson	-	-	-	-	
-	6	Paez Carlos	-	-	1	1	
-	8	Salerno Hector	-	-	-	-	
-	11	Gomez Canas Ernardo Andres	-	-	-	-	
-	12	Contreras Jhoser	-	-	-	-	
<b>Others</b>			-	-	-	-	
<b>Total Team</b>			13	34	19	66	3.25

**Match:** 15 **Date:** 02.09.2014 **Spectators:** 2'264  
**City:** Wroclaw  
**Hall:** Hala Stulecia  
**Match duration:** **Start:** 16:40 **End:** 19:01 **Total:** 2:21

Teams	Sets	1	2	3	4	5	Total
<b>VEN</b>	<b>3</b>	25	25	31	25		106
<b>CMR</b>	<b>1</b>	22	21	33	14		90
<b>Set duration</b>		0:29	0:30	0:41	0:25		2:05




### VEN • Venezuela



Rk	No	Name	Aces	Faults	Serve Hits	Total Attempts	Note
1	9	Carrasco José	4	2	13	19	1.00
2	14	Montoya Martine Maximo Antonio	3	2	11	16	0.75
3	18	Cedeno Marquez Fredy Ramon	2	3	10	15	0.50
4	10	Pinerua Kervin	1	1	11	13	0.25
4	3	Gonzalez Fernando	1	2	14	17	0.25
-	4	Mata Héctor	-	-	1	1	
-	6	Paez Carlos	-	-	2	2	
-	8	Salerno Hector	-	-	-	-	
-	11	Gomez Canas Ernardo Andres	-	-	-	-	
-	13	Chourio Pirela Jesus Danian	-	-	18	18	
-	12	Contreras Jhoser	-	1	2	3	
-	5	Rodriguez Emerson	-	1	-	1	
<b>Others</b>			-	-	-	-	
<b>Total Team</b>			11	12	82	105	2.75



Opponent errors & Team faults	32	2	34
-------------------------------	----	---	----



Rk	No	Name	Digs	Faults	Receptions	Total Attempts	Note
1	4	Mata Héctor	14	3	2	19	3.50
2	9	Carrasco José	9	1	-	10	2.25
2	14	Montoya Martine Maximo Antonio	9	3	-	12	2.25
4	13	Chourio Pirela Jesus Danian	7	1	-	8	1.75
5	3	Gonzalez Fernando	5	4	2	11	1.25
5	10	Pinerua Kervin	5	5	1	11	1.25
7	18	Cedeno Marquez Fredy Ramon	4	2	-	6	1.00
-	5	Rodriguez Emerson	-	-	-	-	
-	6	Paez Carlos	-	-	-	-	
-	8	Salerno Hector	-	-	-	-	
-	11	Gomez Canas Ernardo Andres	-	-	-	-	
-	12	Contreras Jhoser	-	-	-	-	
<b>Others</b>			-	-	-	-	
<b>Total Team</b>			53	19	5	77	13.25

**Match:** 15 **Date:** 02.09.2014 **Spectators:** 2'264  
**City:** Wrocław  
**Hall:** Hala Stulecia  
**Match duration:** Start: 16:40 End: 19:01 Total: 2:21

Teams	Sets	1	2	3	4	5	Total
<b>VEN</b>	<b>3</b>	25	25	31	25		106
<b>CMR</b>	<b>1</b>	22	21	33	14		90
<b>Set duration</b>		0:29	0:30	0:41	0:25		2:05



### VEN • Venezuela



**Set**

Avg. by set

Rk	No	Name	Running Sets	Faults	Still Sets	Total Attempts	Note
1	9	Carrasco José	40	-	33	73	10.00
2	6	Paez Carlos	11	-	4	15	2.75
-	3	Gonzalez Fernando	-	-	-	-	
-	4	Mata Héctor	-	-	2	2	
-	5	Rodriguez Emerson	-	-	-	-	
-	8	Salerno Hector	-	-	-	-	
-	10	Pinerua Kervin	-	-	-	-	
-	11	Gomez Canas Ernardo Andres	-	-	-	-	
-	12	Contreras Jhoser	-	-	-	-	
-	13	Chourio Pirela Jesus Danian	-	-	-	-	
-	14	Montoya Martine Maximo Antonio	-	-	-	-	
-	18	Cedeno Marquez Fredy Ramon	-	-	-	-	
<b>Others</b>			-	-	-	-	
<b>Total Team</b>			51	-	39	90	12.75



**Reception**

Eff. %  
Limit: 25.00%


Rk	No	Name	Excellents	Faults	Serve Receptions	Total Attempts	Note
1	14	Montoya Martine Maximo Antonio	10	3	15	28	25.00
-	3	Gonzalez Fernando	9	-	9	18	
-	4	Mata Héctor	5	2	9	16	
-	12	Contreras Jhoser	4	-	4	8	
-	18	Cedeno Marquez Fredy Ramon	2	1	-	3	
-	13	Chourio Pirela Jesus Danian	1	-	-	1	
-	5	Rodriguez Emerson	-	-	-	-	
-	6	Paez Carlos	-	-	-	-	
-	8	Salerno Hector	-	-	-	-	
-	9	Carrasco José	-	-	-	-	
-	10	Pinerua Kervin	-	-	-	-	
-	11	Gomez Canas Ernardo Andres	-	-	-	-	
<b>Others</b>			-	-	-	-	
<b>Total Team</b>			31	6	37	74	33.78

**Match:** 15 **Date:** 02.09.2014 **Spectators:** 2'264  
**City:** Wroclaw  
**Hall:** Hala Stulecia  
**Match duration:** **Start:** 16:40 **End:** 19:01 **Total:** 2:21

Teams	Sets	1	2	3	4	5	Total
<b>VEN</b>	<b>3</b>	25	25	31	25		106
<b>CMR</b>	<b>1</b>	22	21	33	14		90
<b>Set duration</b>		0:29	0:30	0:41	0:25		2:05




## CMR • Cameroon



**Spike**

Succ. %  
Limit: 15.00%

Rk	No	Name	Spikes	Faults	Shots	Total Attempts	Note
1	7	Ndaki Mboulet Jean Patrice	22	5	14	41	53.66
2	14	Wounembaina Nathan	13	6	10	29	44.83
-	6	Dolegombai Sem	10	3	3	16	
-	10	Moussa Maliki	2	3	8	13	
-	9	Kofane Boyomo Joseph Herve	3	-	4	7	
-	15	Kody Bitjaa Yvan Arthur	1	2	3	6	
-	1	Nongni Zanguim Mefani Olivier	1	1	2	4	
-	3	Kari Adeke Georges	1	-	2	3	
-	2	Mbutngam Ahmed Awal	-	-	1	1	
-	18	Feughouo David	-	1	-	1	
-	8	Nyabeye Jean Junior	-	-	-	-	
-	16	Fossi Kamto Alain	-	-	-	-	
<b>Others</b>			-	-	-	-	
<b>Total Team</b>			53	21	47	121	43.80



**Block**

Avg. by set

Rk	No	Name	Kill Blocks	Faults	Rebounds	Total Attempts	Note
1	9	Kofane Boyomo Joseph Herve	4	6	1	11	1.00
2	14	Wounembaina Nathan	3	7	-	10	0.75
3	2	Mbutngam Ahmed Awal	1	-	3	4	0.25
3	10	Moussa Maliki	1	3	4	8	0.25
3	6	Dolegombai Sem	1	12	4	17	0.25
3	7	Ndaki Mboulet Jean Patrice	1	6	-	7	0.25
-	8	Nyabeye Jean Junior	-	-	-	-	
-	16	Fossi Kamto Alain	-	-	-	-	
-	18	Feughouo David	-	-	-	-	
-	3	Kari Adeke Georges	-	4	3	7	
-	15	Kody Bitjaa Yvan Arthur	-	2	1	3	
-	1	Nongni Zanguim Mefani Olivier	-	4	1	5	
<b>Others</b>			-	-	-	-	
<b>Total Team</b>			11	44	17	72	2.75


**Match:** 15 **Date:** 02.09.2014 **Spectators:** 2'264  
**City:** Wrocław  
**Hall:** Hala Stulecia  
**Match duration:** **Start:** 16:40 **End:** 19:01 **Total:** 2:21

Teams	Sets	1	2	3	4	5	Total
<b>VEN</b>	<b>3</b>	25	25	31	25		106
<b>CMR</b>	<b>1</b>	22	21	33	14		90
<b>Set duration</b>		0:29	0:30	0:41	0:25		2:05



### CMR • Cameroon

Rk	No	Name	Aces	Faults	Serve Hits	Total Attempts	Note
1	14	Wounembaina Nathan	3	5	10	18	0.75
2	7	Ndaki Mboulet Jean Patrice	2	4	9	15	0.50
-	8	Nyabeye Jean Junior	-	-	-	-	
-	10	Moussa Maliki	-	-	11	11	
-	15	Kody Bitjaa Yvan Arthur	-	-	1	1	
-	16	Fossi Kamto Alain	-	-	-	-	
-	3	Kari Adeke Georges	-	1	10	11	
-	9	Kofane Boyomo Joseph Herve	-	1	6	7	
-	6	Dolegombai Sem	-	3	14	17	
-	2	Mbutngam Ahmed Awal	-	1	4	5	
-	1	Nongni Zanguim Mefani Olivier	-	1	3	4	
-	18	Feughouo David	-	1	1	2	
<b>Others</b>			-	-	-	-	
<b>Total Team</b>			5	17	69	91	1.25




**Serve**

Avg. by set

Team	Opponent errors & Team faults	Aces	Faults	Total Attempts
		21	2	23

Rk	No	Name	Digs	Faults	Receptions	Total Attempts	Note
1	14	Wounembaina Nathan	12	1	-	13	3.00
1	16	Fossi Kamto Alain	12	2	3	17	3.00
3	7	Ndaki Mboulet Jean Patrice	6	4	1	11	1.50
4	3	Kari Adeke Georges	5	1	2	8	1.25
5	15	Kody Bitjaa Yvan Arthur	4	-	-	4	1.00
6	6	Dolegombai Sem	3	-	-	3	0.75
7	9	Kofane Boyomo Joseph Herve	2	-	-	2	0.50
7	2	Mbutngam Ahmed Awal	2	1	1	4	0.50
9	1	Nongni Zanguim Mefani Olivier	1	-	-	1	0.25
9	18	Feughouo David	1	-	-	1	0.25
-	8	Nyabeye Jean Junior	-	-	-	-	
-	10	Moussa Maliki	-	-	1	1	
<b>Others</b>			-	-	-	-	
<b>Total Team</b>			48	9	8	65	12.00



**Dig**

Avg. by set






**Match:** 15 **Date:** 02.09.2014 **Spectators:** 2'264  
**City:** Wroclaw  
**Hall:** Hala Stulecia  
**Match duration:** **Start:** 16:40 **End:** 19:01 **Total:** 2:21

Teams	Sets	1	2	3	4	5	Total
<b>VEN</b>	<b>3</b>	25	25	31	25		106
<b>CMR</b>	<b>1</b>	22	21	33	14		90
<b>Set duration</b>		0:29	0:30	0:41	0:25		2:05



## CMR • Cameroon

Rk	No	Name	Running Sets	Faults	Still Sets	Total Attempts	Note
1	2	Mbutngam Ahmed Awal	26	-	26	52	6.50
2	3	Kari Adeke Georges	17	1	27	45	4.25
-	1	Nongni Zanguim Mefani Olivier	-	-	-	-	
-	6	Dolegombai Sem	-	-	-	-	
-	7	Ndaki Mboulet Jean Patrice	-	-	-	-	
-	8	Nyabeye Jean Junior	-	-	-	-	
-	9	Kofane Boyomo Joseph Herve	-	-	-	-	
-	10	Moussa Maliki	-	-	-	-	
-	14	Wounembaina Nathan	-	-	-	-	
-	15	Kody Bitjaa Yvan Arthur	-	-	-	-	
-	16	Fossi Kamto Alain	-	-	-	-	
-	18	Feughouo David	-	-	-	-	
<b>Others</b>			-	-	-	-	
<b>Total Team</b>			43	1	53	97	10.75



**Set**

Avg. by set

Rk	No	Name	Excellents	Faults	Serve Receptions	Total Attempts	Note
1	10	Moussa Maliki	10	1	14	25	36.00
2	14	Wounembaina Nathan	12	6	24	42	14.29
-	16	Fossi Kamto Alain	7	3	11	21	
-	6	Dolegombai Sem	1	-	1	2	
-	1	Nongni Zanguim Mefani Olivier	-	-	-	-	
-	2	Mbutngam Ahmed Awal	-	-	-	-	
-	3	Kari Adeke Georges	-	-	-	-	
-	7	Ndaki Mboulet Jean Patrice	-	-	-	-	
-	8	Nyabeye Jean Junior	-	-	-	-	
-	9	Kofane Boyomo Joseph Herve	-	-	-	-	
-	18	Feughouo David	-	-	-	-	
-	15	Kody Bitjaa Yvan Arthur	-	2	1	3	
<b>Others</b>			-	-	-	-	
<b>Total Team</b>			30	12	51	93	19.35



**Reception**

Eff. %  
Limit: 25.00%



Match: 16 Date: 02.09.2014 Spectators: 5'700

City: Kraków


Hall: Krakow Arena

Match duration: Start: 16:40 End: 18:17 Total: 1:37

Teams	Sets	1	2	3	4	5	Total
BEL	3	25	25	25			75
PUR	0	19	17	20			56
Set duration		0:30	0:25	0:29			1:24




## BEL • Belgium



**Spike**

Succ. %  
Limit: 15.00%

Rk	No	Name	Spikes	Faults	Shots	Total Attempts	Note
1	1	Van Den Dries Bram	17	6	6	29	58.62
2	3	Deroo Sam	10	2	6	18	55.56
3	8	Klinkenberg Kevin	10	4	8	22	45.45
-	10	Van De Voorde Simon	4	1	3	8	
-	5	Depestele Frank	3	-	1	4	
-	9	Verhees Pieter	2	-	2	4	
-	4	Coolman Pieter	-	-	-	-	
-	7	Claes Gertjan	-	-	-	-	
-	11	Verhanneman Matthijs	-	-	-	-	
-	12	Van Walle Gert	-	-	-	-	
-	14	Derkoningen Bert	-	-	-	-	
-	16	Valkiers Matthias	-	-	-	-	
Others			-	-	-	-	
<b>Total Team</b>			46	13	26	85	54.12



**Block**

Avg. by set

Rk	No	Name	Kill Blocks	Faults	Rebounds	Total Attempts	Note
1	3	Deroo Sam	2	1	1	4	0.67
2	10	Van De Voorde Simon	1	6	4	11	0.33
-	4	Coolman Pieter	-	-	-	-	
-	7	Claes Gertjan	-	-	-	-	
-	11	Verhanneman Matthijs	-	-	-	-	
-	12	Van Walle Gert	-	-	-	-	
-	14	Derkoningen Bert	-	-	-	-	
-	16	Valkiers Matthias	-	-	-	-	
-	8	Klinkenberg Kevin	-	1	4	5	
-	9	Verhees Pieter	-	5	7	12	
-	1	Van Den Dries Bram	-	2	2	4	
-	5	Depestele Frank	-	1	1	2	
Others			-	-	-	-	
<b>Total Team</b>			3	16	19	38	1.00

Match: 16 Date: 02.09.2014 Spectators: 5'700  
 City: Kraków  
 Hall: Krakow Arena  
 Match duration: Start: 16:40 End: 18:17 Total: 1:37

Teams	Sets	1	2	3	4	5	Total
BEL	3	25	25	25			75
PUR	0	19	17	20			56
Set duration		0:30	0:25	0:29			1:24



### BEL • Belgium

Rk	No	Name	Aces	Faults	Serve Hits	Total Attempts	Note
1	10	Van De Voorde Simon	3	-	14	17	1.00
2	5	Depestele Frank	2	2	7	11	0.67
2	1	Van Den Dries Bram	2	4	11	17	0.67
4	3	Deroo Sam	1	1	11	13	0.33
-	4	Coolman Pieter	-	-	1	1	
-	7	Claes Gertjan	-	-	-	-	
-	11	Verhanneman Matthijs	-	-	-	-	
-	12	Van Walle Gert	-	-	-	-	
-	14	Derkoningen Bert	-	-	-	-	
-	16	Valkiers Matthias	-	-	-	-	
-	9	Verhees Pieter	-	1	6	7	
-	8	Klinkenberg Kevin	-	3	5	8	
Others			-	-	-	-	
<b>Total Team</b>			8	11	55	74	2.67

Team	Opponent errors & Team faults	Aces	Faults	Total Attempts
		18	2	20

Rk	No	Name	Digs	Faults	Receptions	Total Attempts	Note
1	14	Derkoningen Bert	20	5	1	26	6.67
2	5	Depestele Frank	13	-	1	14	4.33
3	3	Deroo Sam	7	3	2	12	2.33
4	10	Van De Voorde Simon	4	1	-	5	1.33
4	1	Van Den Dries Bram	4	2	-	6	1.33
6	9	Verhees Pieter	2	-	2	4	0.67
6	8	Klinkenberg Kevin	2	1	1	4	0.67
-	4	Coolman Pieter	-	-	-	-	
-	7	Claes Gertjan	-	-	-	-	
-	11	Verhanneman Matthijs	-	-	-	-	
-	12	Van Walle Gert	-	-	-	-	
-	16	Valkiers Matthias	-	-	-	-	
Others			-	-	-	-	
<b>Total Team</b>			52	12	7	71	17.33


Match: 16 Date: 02.09.2014 Spectators: 5'700  
 City: Kraków  
 Hall: Krakow Arena  
 Match duration: Start: 16:40 End: 18:17 Total: 1:37

Teams	Sets	1	2	3	4	5	Total
BEL	3	25	25	25			75
PUR	0	19	17	20			56
Set duration		0:30	0:25	0:29			1:24



### BEL • Belgium


Rk	No	Name	Running Sets	Faults	Still Sets	Total Attempts	Note
1	5	Depestele Frank	31	1	33	65	10.33
-	1	Van Den Dries Bram	-	-	-	-	
-	3	Deroo Sam	-	-	-	-	
-	4	Coolman Pieter	-	-	-	-	
-	7	Claes Gertjan	-	-	-	-	
-	8	Klinkenberg Kevin	-	-	-	-	
-	9	Verhees Pieter	-	-	-	-	
-	10	Van De Voorde Simon	-	-	-	-	
-	11	Verhanneman Matthijs	-	-	-	-	
-	12	Van Walle Gert	-	-	-	-	
-	14	Derkoningen Bert	-	-	-	-	
-	16	Valkiers Matthias	-	-	-	-	
Others			-	-	-	-	
<b>Total Team</b>			31	1	33	65	10.33



**Set**

Avg. by set

Rk	No	Name	Excellents	Faults	Serve Receptions	Total Attempts	Note
1	14	Derkoningen Bert	12	-	5	17	70.59
2	3	Deroo Sam	8	-	10	18	44.44
3	8	Klinkenberg Kevin	6	1	9	16	31.25
-	1	Van Den Dries Bram	-	-	-	-	
-	4	Coolman Pieter	-	-	-	-	
-	5	Depestele Frank	-	-	-	-	
-	7	Claes Gertjan	-	-	-	-	
-	9	Verhees Pieter	-	-	-	-	
-	10	Van De Voorde Simon	-	-	-	-	
-	11	Verhanneman Matthijs	-	-	-	-	
-	12	Van Walle Gert	-	-	-	-	
-	16	Valkiers Matthias	-	-	-	-	
Others			-	-	-	-	
<b>Total Team</b>			26	1	24	51	49.02



**Reception**

Eff. %  
Limit: 25.00%

Match: 16 Date: 02.09.2014 Spectators: 5'700

City: Kraków


Hall: Krakow Arena

Match duration: Start: 16:40 End: 18:17 Total: 1:37

Teams	Sets	1	2	3	4	5	Total
BEL	3	25	25	25			75
PUR	0	19	17	20			56
Set duration		0:30	0:25	0:29			1:24




## PUR • Puerto Rico



**Spike**

Succ. %  
Limit: 15.00%

Rk	No	Name	Spikes	Faults	Shots	Total Attempts	Note
1	12	Soto Hector	5	-	10	15	33.33
1	11	Torres Maurice	7	3	11	21	33.33
-	1	Rivera Jose	3	-	7	10	
-	14	Roman Mannix	6	1	3	10	
-	5	Muñiz Roberto	3	1	3	7	
-	16	Rivera Jackson	-	4	3	7	
-	19	Ortiz Jean Carlos	3	-	1	4	
-	2	Goas Edgardo	1	-	-	1	
-	4	Del Valle Dennis	-	-	-	-	
-	10	Cruz Ezequiel	-	-	-	-	
-	17	Sierra Pedrito	-	-	-	-	
-	20	Morales Fernando	-	-	-	-	
Others			-	-	-	-	
<b>Total Team</b>			28	9	38	75	37.33



**Block**

Avg. by set

Rk	No	Name	Kill Blocks	Faults	Rebounds	Total Attempts	Note
1	14	Roman Mannix	3	8	9	20	1.00
2	11	Torres Maurice	2	5	3	10	0.67
3	2	Goas Edgardo	1	-	1	2	0.33
3	16	Rivera Jackson	1	1	-	2	0.33
3	5	Muñiz Roberto	1	5	1	7	0.33
-	4	Del Valle Dennis	-	-	-	-	
-	10	Cruz Ezequiel	-	-	-	-	
-	17	Sierra Pedrito	-	-	-	-	
-	19	Ortiz Jean Carlos	-	-	1	1	
-	20	Morales Fernando	-	1	1	2	
-	1	Rivera Jose	-	2	1	3	
-	12	Soto Hector	-	4	1	5	
Others			-	-	-	-	
<b>Total Team</b>			8	26	18	52	2.67


Match: 16 Date: 02.09.2014 Spectators: 5'700  
 City: Kraków  
 Hall: Krakow Arena  
 Match duration: Start: 16:40 End: 18:17 Total: 1:37

Teams	Sets	1	2	3	4	5	Total
BEL	3	25	25	25			75
PUR	0	19	17	20			56
Set duration		0:30	0:25	0:29			1:24



### PUR • Puerto Rico

Rk	No	Name	Aces	Faults	Serve Hits	Total Attempts	Note
1	12	Soto Hector	1	-	7	8	0.33
-	1	Rivera Jose	-	-	12	12	
-	2	Goas Edgardo	-	-	5	5	
-	4	Del Valle Dennis	-	-	-	-	
-	10	Cruz Ezequiel	-	-	-	-	
-	16	Rivera Jackson	-	-	5	5	
-	17	Sierra Pedrito	-	-	-	-	
-	20	Morales Fernando	-	-	7	7	
-	14	Roman Mannix	-	1	7	8	
-	5	Muñiz Roberto	-	2	3	5	
-	11	Torres Maurice	-	2	2	4	
-	19	Ortiz Jean Carlos	-	1	1	2	
Others			-	-	-	-	
<b>Total Team</b>			1	6	49	56	0.33




**Serve**

Avg. by set

Team	Opponent errors & Team faults	Aces	Faults	Total Attempts
	Opponent errors & Team faults	19	-	19

Rk	No	Name	Digs	Faults	Receptions	Total Attempts	Note
1	4	Del Valle Dennis	13	9	1	23	4.33
2	11	Torres Maurice	6	1	-	7	2.00
3	20	Morales Fernando	4	1	1	6	1.33
3	2	Goas Edgardo	4	2	-	6	1.33
3	12	Soto Hector	4	5	-	9	1.33
6	1	Rivera Jose	3	1	1	5	1.00
7	5	Muñiz Roberto	1	-	-	1	0.33
7	14	Roman Mannix	1	2	1	4	0.33
7	16	Rivera Jackson	1	2	-	3	0.33
-	10	Cruz Ezequiel	-	-	-	-	
-	17	Sierra Pedrito	-	-	-	-	
-	19	Ortiz Jean Carlos	-	-	-	-	
Others			-	-	-	-	
<b>Total Team</b>			37	23	4	64	12.33



**Dig**

Avg. by set




**Match:** 16 **Date:** 02.09.2014 **Spectators:** 5'700  
**City:** Kraków  
**Hall:** Krakow Arena  
**Match duration:** Start: 16:40 End: 18:17 Total: 1:37

Teams	Sets	1	2	3	4	5	Total
<b>BEL</b>	<b>3</b>	25	25	25			75
<b>PUR</b>	<b>0</b>	19	17	20			56
<b>Set duration</b>		0:30	0:25	0:29			1:24




### PUR • Puerto Rico



**Set**

Avg. by set

Rk	No	Name	Running Sets	Faults	Still Sets	Total Attempts	Note
1	20	Morales Fernando	9	-	18	27	3.00
1	2	Goas Edgardo	9	2	22	33	3.00
-	1	Rivera Jose	-	-	-	-	
-	4	Del Valle Dennis	-	-	-	-	
-	5	Muñiz Roberto	-	-	-	-	
-	10	Cruz Ezequiel	-	-	-	-	
-	11	Torres Maurice	-	-	-	-	
-	12	Soto Hector	-	-	-	-	
-	14	Roman Mannix	-	-	-	-	
-	16	Rivera Jackson	-	-	2	2	
-	17	Sierra Pedrito	-	-	-	-	
-	19	Ortiz Jean Carlos	-	-	-	-	
<b>Others</b>			-	-	-	-	
<b>Total Team</b>			18	2	42	62	6.00



**Reception**

Eff. %  
Limit: 25.00%


Rk	No	Name	Excellents	Faults	Serve Receptions	Total Attempts	Note
1	12	Soto Hector	6	1	18	25	20.00
2	4	Del Valle Dennis	6	6	11	23	0.00
-	1	Rivera Jose	4	2	1	7	
-	16	Rivera Jackson	3	-	3	6	
-	2	Goas Edgardo	-	-	1	1	
-	5	Muñiz Roberto	-	-	1	1	
-	10	Cruz Ezequiel	-	-	-	-	
-	11	Torres Maurice	-	-	-	-	
-	14	Roman Mannix	-	-	-	-	
-	17	Sierra Pedrito	-	-	-	-	
-	19	Ortiz Jean Carlos	-	-	-	-	
-	20	Morales Fernando	-	-	-	-	
<b>Others</b>			-	-	-	-	
<b>Total Team</b>			19	9	35	63	15.87

**Match:** 17 **Date:** 02.09.2014 **Spectators:** 5'263  
**City:** Wroclaw  
**Hall:** Hala Stulecia  
**Match duration:** Start: 20:25 End: 21:55 Total: 1:30

Teams	Sets	1	2	3	4	5	Total
<b>AUS</b>	<b>0</b>	17	19	22			58
<b>POL</b>	<b>3</b>	25	25	25			75
<b>Set duration</b>		0:23	0:28	0:26			1:17




### AUS • Australia



**Spike**

Succ. %  
Limit: 15.00%

Rk	No	Name	Spikes	Faults	Shots	Total Attempts	Note
1	6	Edgar Thomas	17	7	12	36	47.22
2	9	White Adam	6	-	10	16	37.50
-	1	Zingel Aidan	5	2	4	11	
-	12	Mote Nehemiah	5	-	1	6	
-	15	Douglas-Powell Thomas Ewen	2	1	3	6	
-	16	Smith Luke	1	2	3	6	
-	3	Roberts Nathan	-	2	2	4	
-	14	Sukochev Grigory	1	-	-	1	
-	7	Peacock Harrison	-	1	-	1	
-	5	Passier Travis	-	-	-	-	
-	11	Perry Luke	-	-	-	-	
-	17	Carroll Paul	-	-	-	-	
<b>Others</b>			-	-	-	-	
<b>Total Team</b>			37	15	35	87	42.53



**Block**

Avg. by set

Rk	No	Name	Kill Blocks	Faults	Rebounds	Total Attempts	Note
1	16	Smith Luke	1	1	3	5	0.33
1	6	Edgar Thomas	1	7	2	10	0.33
1	15	Douglas-Powell Thomas Ewen	1	5	1	7	0.33
1	12	Mote Nehemiah	1	13	2	16	0.33
-	3	Roberts Nathan	-	-	-	-	
-	5	Passier Travis	-	-	-	-	
-	11	Perry Luke	-	-	-	-	
-	17	Carroll Paul	-	-	-	-	
-	9	White Adam	-	2	3	5	
-	1	Zingel Aidan	-	8	2	10	
-	7	Peacock Harrison	-	2	-	2	
-	14	Sukochev Grigory	-	6	-	6	
<b>Others</b>			-	-	-	-	
<b>Total Team</b>			4	44	13	61	1.33




**Match:** 17 **Date:** 02.09.2014 **Spectators:** 5'263  
**City:** Wroclaw  
**Hall:** Hala Stulecia  
**Match duration:** **Start:** 20:25 **End:** 21:55 **Total:** 1:30

Teams	Sets	1	2	3	4	5	Total
<b>AUS</b>	<b>0</b>	17	19	22			58
<b>POL</b>	<b>3</b>	25	25	25			75
<b>Set duration</b>		0:23	0:28	0:26			1:17



### AUS • Australia




**Serve**

Avg. by set

Rk	No	Name	Aces	Faults	Serve Hits	Total Attempts	Note
1	6	Edgar Thomas	2	2	8	12	0.67
2	15	Douglas-Powell Thomas Ewen	1	2	5	8	0.33
-	3	Roberts Nathan	-	-	-	-	
-	5	Passier Travis	-	-	-	-	
-	7	Peacock Harrison	-	-	5	5	
-	9	White Adam	-	-	6	6	
-	11	Perry Luke	-	-	-	-	
-	16	Smith Luke	-	-	2	2	
-	17	Carroll Paul	-	-	-	-	
-	1	Zingel Aidan	-	1	11	12	
-	12	Mote Nehemiah	-	1	7	8	
-	14	Sukochev Grigory	-	1	5	6	
<b>Others</b>			-	-	-	-	
<b>Total Team</b>			3	7	49	59	1.00

**Team**

Opponent errors & Team faults	14	-	14
-------------------------------	----	---	----



**Dig**

Avg. by set


Rk	No	Name	Digs	Faults	Receptions	Total Attempts	Note
1	11	Perry Luke	10	4	2	16	3.33
2	1	Zingel Aidan	6	-	-	6	2.00
3	9	White Adam	5	-	2	7	1.67
4	3	Roberts Nathan	3	-	-	3	1.00
5	7	Peacock Harrison	2	-	-	2	0.67
5	14	Sukochev Grigory	2	-	1	3	0.67
5	15	Douglas-Powell Thomas Ewen	2	-	1	3	0.67
5	16	Smith Luke	2	-	-	2	0.67
5	12	Mote Nehemiah	2	1	-	3	0.67
-	5	Passier Travis	-	-	-	-	
-	6	Edgar Thomas	-	-	-	-	
-	17	Carroll Paul	-	-	-	-	
<b>Others</b>			-	-	-	-	
<b>Total Team</b>			34	5	6	45	11.33

**Match:** 17 **Date:** 02.09.2014 **Spectators:** 5'263  
**City:** Wroclaw  
**Hall:** Hala Stulecia  
**Match duration:** **Start:** 20:25 **End:** 21:55 **Total:** 1:30

Teams	Sets	1	2	3	4	5	Total
<b>AUS</b>	<b>0</b>	17	19	22			58
<b>POL</b>	<b>3</b>	25	25	25			75
<b>Set duration</b>		0:23	0:28	0:26			1:17




### AUS • Australia



**Set**

Avg. by set

Rk	No	Name	Running Sets	Faults	Still Sets	Total Attempts	Note
1	7	Peacock Harrison	19	-	15	34	6.33
1	14	Sukochev Grigory	19	-	19	38	6.33
-	1	Zingel Aidan	-	-	-	-	
-	3	Roberts Nathan	-	-	-	-	
-	5	Passier Travis	-	-	-	-	
-	6	Edgar Thomas	-	-	-	-	
-	9	White Adam	-	-	-	-	
-	11	Perry Luke	-	-	-	-	
-	12	Mote Nehemiah	-	-	-	-	
-	15	Douglas-Powell Thomas Ewen	-	-	-	-	
-	16	Smith Luke	-	-	-	-	
-	17	Carroll Paul	-	-	-	-	
<b>Others</b>			-	-	-	-	
<b>Total Team</b>			38	-	34	72	12.67



**Reception**

Eff. %  
Limit: 25.00%


Rk	No	Name	Excellents	Faults	Serve Receptions	Total Attempts	Note
1	9	White Adam	12	2	11	25	40.00
2	11	Perry Luke	5	1	14	20	20.00
-	15	Douglas-Powell Thomas Ewen	2	1	7	10	
-	16	Smith Luke	3	-	5	8	
-	3	Roberts Nathan	-	-	2	2	
-	1	Zingel Aidan	-	-	-	-	
-	5	Passier Travis	-	-	-	-	
-	6	Edgar Thomas	-	-	-	-	
-	7	Peacock Harrison	-	-	-	-	
-	12	Mote Nehemiah	-	-	-	-	
-	14	Sukochev Grigory	-	-	-	-	
-	17	Carroll Paul	-	-	-	-	
<b>Others</b>			-	-	-	-	
<b>Total Team</b>			22	4	39	65	27.69

**Match:** 17 **Date:** 02.09.2014 **Spectators:** 5'263  
**City:** Wroclaw  
**Hall:** Hala Stulecia  
**Match duration:** Start: 20:25 End: 21:55 Total: 1:30

Teams	Sets	1	2	3	4	5	Total
AUS	0	17	19	22			58
POL	3	25	25	25			75
Set duration		0:23	0:28	0:26			1:17




### POL • Poland



**Spike**

Succ. %  
Limit: 15.00%

Rk	No	Name	Spikes	Faults	Shots	Total Attempts	Note
1	20	Mika Mateusz	13	1	9	23	56.52
2	2	Winiarski Michal	10	3	5	18	55.56
3	10	Wlazly Mariusz	10	1	10	21	47.62
-	7	Klos Karol	6	2	2	10	
-	1	Nowakowski Piotr	8	-	1	9	
-	3	Konarski Dawid	1	-	-	1	
-	5	Zagumny Pawel	1	-	-	1	
-	11	Drzyzga Fabian	-	-	-	-	
-	13	Kubiak Michal	-	-	-	-	
-	17	Zatorski Pawel	-	-	-	-	
-	18	Mozdzonek Marcin	-	-	-	-	
-	21	Buszek Rafal	-	-	-	-	
Others			-	-	-	-	
<b>Total Team</b>			49	7	27	83	59.04



**Block**

Avg. by set

Rk	No	Name	Kill Blocks	Faults	Rebounds	Total Attempts	Note
1	10	Wlazly Mariusz	2	7	7	16	0.67
1	1	Nowakowski Piotr	2	7	3	12	0.67
3	2	Winiarski Michal	1	5	3	9	0.33
-	11	Drzyzga Fabian	-	-	-	-	
-	13	Kubiak Michal	-	-	-	-	
-	17	Zatorski Pawel	-	-	-	-	
-	18	Mozdzonek Marcin	-	-	-	-	
-	21	Buszek Rafal	-	-	-	-	
-	20	Mika Mateusz	-	5	3	8	
-	7	Klos Karol	-	5	2	7	
-	5	Zagumny Pawel	-	3	1	4	
-	3	Konarski Dawid	-	1	-	1	
Others			-	-	-	-	
<b>Total Team</b>			5	33	19	57	1.67


**Match:** 17 **Date:** 02.09.2014 **Spectators:** 5'263  
**City:** Wrocław  
**Hall:** Hala Stulecia  
**Match duration:** Start: 20:25 End: 21:55 Total: 1:30

Teams	Sets	1	2	3	4	5	Total
AUS	0	17	19	22			58
POL	3	25	25	25			75
Set duration		0:23	0:28	0:26			1:17




### POL • Poland

Rk	No	Name	Aces	Faults	Serve Hits	Total Attempts	Note
1	2	Winiarski Michal	2	1	8	11	0.67
2	20	Mika Mateusz	1	-	17	18	0.33
2	1	Nowakowski Piotr	1	3	6	10	0.33
-	5	Zagumny Pawel	-	-	13	13	
-	11	Drzyzga Fabian	-	-	-	-	
-	13	Kubiak Michal	-	-	-	-	
-	17	Zatorski Pawel	-	-	-	-	
-	18	Mozdzonek Marcin	-	-	-	-	
-	21	Buszek Rafal	-	-	-	-	
-	7	Klos Karol	-	1	6	7	
-	10	Wlazly Mariusz	-	3	9	12	
-	3	Konarski Dawid	-	1	2	3	
<b>Others</b>			-	-	-	-	
<b>Total Team</b>			4	9	61	74	1.33



Team	Opponent errors & Team faults	Aces	Faults	Total Attempts
		17	-	17

Rk	No	Name	Digs	Faults	Receptions	Total Attempts	Note
1	17	Zatorski Pawel	18	3	2	23	6.00
2	10	Wlazly Mariusz	8	-	1	9	2.67
2	20	Mika Mateusz	8	-	-	8	2.67
4	1	Nowakowski Piotr	6	-	-	6	2.00
5	2	Winiarski Michal	5	1	-	6	1.67
5	5	Zagumny Pawel	5	1	-	6	1.67
7	7	Klos Karol	2	-	-	2	0.67
-	3	Konarski Dawid	-	-	-	-	
-	11	Drzyzga Fabian	-	-	-	-	
-	13	Kubiak Michal	-	-	-	-	
-	18	Mozdzonek Marcin	-	-	-	-	
-	21	Buszek Rafal	-	-	-	-	
<b>Others</b>			-	-	-	-	
<b>Total Team</b>			52	5	3	60	17.33




Match: 17 Date: 02.09.2014 Spectators: 5'263  
 City: Wrocław  
 Hall: Hala Stulecia  
 Match duration: Start: 20:25 End: 21:55 Total: 1:30

Teams	Sets	1	2	3	4	5	Total
AUS	0	17	19	22			58
POL	3	25	25	25			75
Set duration		0:23	0:28	0:26			1:17




## POL • Poland



**Set**

Avg. by set

Rk	No	Name	Running Sets	Faults	Still Sets	Total Attempts	Note
1	5	Zagumny Pawel	41	1	20	62	13.67
2	11	Drzyzga Fabian	2	-	2	4	0.67
-	1	Nowakowski Piotr	-	-	-	-	
-	2	Winiarski Michal	-	-	-	-	
-	3	Konarski Dawid	-	-	-	-	
-	7	Klos Karol	-	-	-	-	
-	10	Wlazly Mariusz	-	-	-	-	
-	13	Kubiak Michal	-	-	-	-	
-	17	Zatorski Pawel	-	-	-	-	
-	18	Mozdzonek Marcin	-	-	-	-	
-	20	Mika Mateusz	-	-	-	-	
-	21	Buszek Rafal	-	-	-	-	
<b>Others</b>			-	-	-	-	
<b>Total Team</b>			43	1	22	66	14.33



**Reception**

Eff. %  
Limit: 25.00%

Rk	No	Name	Excellents	Faults	Serve Receptions	Total Attempts	Note
1	20	Mika Mateusz	7	1	15	23	26.09
2	2	Winiarski Michal	5	1	13	19	21.05
-	17	Zatorski Pawel	6	1	2	9	
-	13	Kubiak Michal	-	-	1	1	
-	1	Nowakowski Piotr	-	-	-	-	
-	3	Konarski Dawid	-	-	-	-	
-	5	Zagumny Pawel	-	-	-	-	
-	7	Klos Karol	-	-	-	-	
-	10	Wlazly Mariusz	-	-	-	-	
-	11	Drzyzga Fabian	-	-	-	-	
-	18	Mozdzonek Marcin	-	-	-	-	
-	21	Buszek Rafal	-	-	-	-	
<b>Others</b>			-	-	-	-	
<b>Total Team</b>			18	3	31	52	28.85


FIVB Men's Volleyball World Championship 2014  
Pool D - Preliminary Round

Match: 18 Date: 02.09.2014 Spectators: 11'150  
City: Kraków  
Hall: Krakow Arena  
Match duration: Start: 20:25 End: 22:49 Total: 2:24

Teams	Sets	1	2	3	4	5	Total
FRA	2	25	25	23	13	12	98
ITA	3	20	20	25	25	15	105
Set duration		0:29	0:28	0:27	0:21	0:20	2:05




FRA • France



**Spike**

Succ. %  
Limit: 15.00%

Rk	No	Name	Spikes	Faults	Shots	Total Attempts	Note
1	4	Rouzier Antonin	25	4	15	44	56.82
2	9	Ngapeth Earvin	11	13	12	36	30.56
-	7	Tillie Kevin	7	4	3	14	
-	14	Le Goff Nicolas	6	1	6	13	
-	10	Le Roux Kevin	3	1	6	10	
-	16	Marechal Nicolas	-	1	4	5	
-	6	Toniutti Benjamin	2	-	-	2	
-	1	Aguenier Jonas	-	-	-	-	
-	2	Grebennikov Jenia	-	-	-	-	
-	15	Tuia Samuele	-	-	-	-	
-	17	Lafitte Franck	-	-	-	-	
-	18	Jaumel Yoann	-	-	-	-	
Others			-	-	-	-	
<b>Total Team</b>			54	24	46	124	43.55



**Block**

Avg. by set

Rk	No	Name	Kill Blocks	Faults	Rebounds	Total Attempts	Note
1	14	Le Goff Nicolas	4	6	5	15	0.80
2	10	Le Roux Kevin	2	15	2	19	0.40
3	4	Rouzier Antonin	1	3	5	9	0.20
3	7	Tillie Kevin	1	5	3	9	0.20
-	1	Aguenier Jonas	-	-	-	-	
-	2	Grebennikov Jenia	-	-	-	-	
-	15	Tuia Samuele	-	-	-	-	
-	17	Lafitte Franck	-	-	-	-	
-	18	Jaumel Yoann	-	-	-	-	
-	6	Toniutti Benjamin	-	1	2	3	
-	9	Ngapeth Earvin	-	4	3	7	
-	16	Marechal Nicolas	-	1	-	1	
Others			-	-	-	-	
<b>Total Team</b>			8	35	20	63	1.60

FIVB Men's Volleyball World Championship 2014  
Pool D - Preliminary Round


Match: 18 Date: 02.09.2014 Spectators: 11'150  
City: Kraków  
Hall: Krakow Arena  
Match duration: Start: 20:25 End: 22:49 Total: 2:24

Teams	Sets	1	2	3	4	5	Total
FRA	2	25	25	23	13	12	98
ITA	3	20	20	25	25	15	105
Set duration		0:29	0:28	0:27	0:21	0:20	2:05



FRA • France

Rk	No	Name	Aces	Faults	Serve Hits	Total Attempts	Note
1	9	Ngapeth Earvin	2	6	9	17	0.40
2	10	Le Roux Kevin	1	2	15	18	0.20
2	18	Jaumel Yoann	1	1	2	4	0.20
2	4	Rouzier Antonin	1	7	4	12	0.20
-	1	Aguenier Jonas	-	-	1	1	
-	2	Grebennikov Jenia	-	-	-	-	
-	7	Tillie Kevin	-	-	12	12	
-	15	Tuia Samuele	-	-	-	-	
-	17	Lafitte Franck	-	-	-	-	
-	14	Le Goff Nicolas	-	2	18	20	
-	6	Toniutti Benjamin	-	2	11	13	
-	16	Marechal Nicolas	-	1	1	2	
Others			-	-	-	-	
<b>Total Team</b>			5	21	73	99	1.00




**Serve**

Avg. by set

Team	Opponent errors & Team faults	Aces	Faults	Total Attempts
		31	-	31

Rk	No	Name	Digs	Faults	Receptions	Total Attempts	Note
1	2	Grebennikov Jenia	23	3	2	28	4.60
2	7	Tillie Kevin	13	2	1	16	2.60
3	6	Toniutti Benjamin	11	2	-	13	2.20
4	9	Ngapeth Earvin	8	2	-	10	1.60
5	4	Rouzier Antonin	7	5	-	12	1.40
6	10	Le Roux Kevin	6	1	-	7	1.20
7	14	Le Goff Nicolas	4	1	-	5	0.80
8	18	Jaumel Yoann	3	-	-	3	0.60
-	15	Tuia Samuele	-	-	-	-	
-	16	Marechal Nicolas	-	-	-	-	
-	17	Lafitte Franck	-	-	-	-	
-	1	Aguenier Jonas	-	1	-	1	
Others			-	-	-	-	
<b>Total Team</b>			75	17	3	95	15.00




**Dig**

Avg. by set



**FIVB Men's Volleyball World Championship 2014**  
**Pool D - Preliminary Round**
**Match:** 18 **Date:** 02.09.2014 **Spectators:** 11'150  
**City:** Kraków  
**Hall:** Krakow Arena  
**Match duration:** **Start:** 20:25 **End:** 22:49 **Total:** 2:24


Teams	Sets	1	2	3	4	5	Total
<b>FRA</b>	<b>2</b>	25	25	23	13	12	98
<b>ITA</b>	<b>3</b>	20	20	25	25	15	105
<b>Set duration</b>		0:29	0:28	0:27	0:21	0:20	2:05


**FRA • France**


**Set**

Avg. by set

Rk	No	Name	Running Sets	Faults	Still Sets	Total Attempts	Note
1	6	Toniutti Benjamin	20	2	55	77	4.00
2	18	Jaumel Yoann	7	1	12	20	1.40
-	1	Aguenier Jonas	-	-	-	-	-
-	2	Grebennikov Jenia	-	-	-	-	-
-	4	Rouzier Antonin	-	-	1	1	-
-	7	Tillie Kevin	-	-	-	-	-
-	9	Ngapeth Earvin	-	-	-	-	-
-	10	Le Roux Kevin	-	-	-	-	-
-	14	Le Goff Nicolas	-	-	-	-	-
-	15	Tuia Samuele	-	-	-	-	-
-	16	Marechal Nicolas	-	-	-	-	-
-	17	Lafitte Franck	-	-	-	-	-
<b>Others</b>			-	-	-	-	-
<b>Total Team</b>			27	3	68	98	5.40



**Reception**

Eff. %  
Limit: 25.00%

Rk	No	Name	Excellents	Faults	Serve Receptions	Total Attempts	Note
1	9	Ngapeth Earvin	9	1	16	26	30.77
2	7	Tillie Kevin	14	3	24	41	26.83
-	2	Grebennikov Jenia	5	1	8	14	-
-	10	Le Roux Kevin	1	-	1	2	-
-	16	Marechal Nicolas	1	-	-	1	-
-	1	Aguenier Jonas	-	-	-	-	-
-	4	Rouzier Antonin	-	-	-	-	-
-	6	Toniutti Benjamin	-	-	-	-	-
-	14	Le Goff Nicolas	-	-	-	-	-
-	15	Tuia Samuele	-	-	-	-	-
-	17	Lafitte Franck	-	-	-	-	-
-	18	Jaumel Yoann	-	-	-	-	-
<b>Others</b>			-	-	-	-	-
<b>Total Team</b>			30	5	49	84	29.76




FIVB Men's Volleyball World Championship 2014  
Pool D - Preliminary Round

Match: 18 Date: 02.09.2014 Spectators: 11'150  
City: Kraków  
Hall: Krakow Arena  
Match duration: Start: 20:25 End: 22:49 Total: 2:24

Teams	Sets	1	2	3	4	5	Total
FRA	2	25	25	23	13	12	98
ITA	3	20	20	25	25	15	105
Set duration		0:29	0:28	0:27	0:21	0:20	2:05




ITA • Italy



**Spike**

Succ. %  
Limit: 15.00%

Rk	No	Name	Spikes	Faults	Shots	Total Attempts	Note
1	9	Zaytsev Ivan	19	5	12	36	52.78
2	2	Kovar Jiri	11	4	13	28	39.29
-	11	Buti Simone	7	4	5	16	
-	15	Birarelli Emanuele	6	-	7	13	
-	10	Lanza Filippo	6	2	5	13	
-	3	Parodi Simone	3	1	6	10	
-	13	Travica Dragan	-	1	2	3	
-	16	Baranowicz Michele	-	-	1	1	
-	4	Vettori Luca	-	-	-	-	
-	7	Rossini Salvatore	-	-	-	-	
-	19	Anzani Simone	-	-	-	-	
-	20	Colaci Massimo	-	-	-	-	
Others			-	-	-	-	
<b>Total Team</b>			52	17	51	120	43.33



**Block**

Avg. by set

Rk	No	Name	Kill Blocks	Faults	Rebounds	Total Attempts	Note
1	15	Birarelli Emanuele	5	14	4	23	1.00
2	11	Buti Simone	3	7	15	25	0.60
2	9	Zaytsev Ivan	3	5	3	11	0.60
4	16	Baranowicz Michele	2	2	5	9	0.40
5	10	Lanza Filippo	1	1	2	4	0.20
5	2	Kovar Jiri	1	3	1	5	0.20
-	4	Vettori Luca	-	-	-	-	
-	7	Rossini Salvatore	-	-	-	-	
-	19	Anzani Simone	-	-	-	-	
-	20	Colaci Massimo	-	-	-	-	
-	3	Parodi Simone	-	3	1	4	
-	13	Travica Dragan	-	2	-	2	
Others			-	-	-	-	
<b>Total Team</b>			15	37	31	83	3.00

FIVB Men's Volleyball World Championship 2014  
Pool D - Preliminary Round

Match: 18 Date: 02.09.2014 Spectators: 11'150  
City: Kraków  
Hall: Krakow Arena  
Match duration: Start: 20:25 End: 22:49 Total: 2:24

Teams	Sets	1	2	3	4	5	Total
FRA	2	25	25	23	13	12	98
ITA	3	20	20	25	25	15	105
Set duration		0:29	0:28	0:27	0:21	0:20	2:05



ITA • Italy

Rk	No	Name	Aces	Faults	Serve Hits	Total Attempts	Note
1	9	Zaytsev Ivan	3	5	14	22	0.60
2	11	Buti Simone	2	2	14	18	0.40
3	15	Birarelli Emanuele	1	3	17	21	0.20
-	4	Vettori Luca	-	-	-	-	
-	7	Rossini Salvatore	-	-	-	-	
-	10	Lanza Filippo	-	-	8	8	
-	13	Travica Dragan	-	-	4	4	
-	19	Anzani Simone	-	-	-	-	
-	20	Colaci Massimo	-	-	-	-	
-	16	Baranowicz Michele	-	2	8	10	
-	2	Kovar Jiri	-	6	11	17	
-	3	Parodi Simone	-	2	3	5	
Others			-	-	-	-	
<b>Total Team</b>			6	20	79	105	1.20




**Serve**

Avg. by set

Team	Opponent errors & Team faults	Aces	Faults	Total Attempts
		32	3	35

Rk	No	Name	Digs	Faults	Receptions	Total Attempts	Note
1	9	Zaytsev Ivan	10	3	1	14	2.00
2	11	Buti Simone	8	1	-	9	1.60
3	3	Parodi Simone	7	-	1	8	1.40
3	7	Rossini Salvatore	7	2	1	10	1.40
5	2	Kovar Jiri	6	2	1	9	1.20
6	10	Lanza Filippo	5	2	2	9	1.00
7	15	Birarelli Emanuele	4	1	1	6	0.80
7	16	Baranowicz Michele	4	2	-	6	0.80
7	20	Colaci Massimo	4	2	-	6	0.80
10	13	Travica Dragan	1	1	1	3	0.20
-	4	Vettori Luca	-	-	-	-	
-	19	Anzani Simone	-	-	-	-	
Others			-	-	-	-	
<b>Total Team</b>			56	16	8	80	11.20




**Dig**

Avg. by set

**FIVB Men's Volleyball World Championship 2014**  
**Pool D - Preliminary Round**
**Match:** 18 **Date:** 02.09.2014 **Spectators:** 11'150  
**City:** Kraków  
**Hall:** Krakow Arena  
**Match duration:** **Start:** 20:25 **End:** 22:49 **Total:** 2:24


Teams	Sets	1	2	3	4	5	Total
<b>FRA</b>	<b>2</b>	25	25	23	13	12	98
<b>ITA</b>	<b>3</b>	20	20	25	25	15	105
<b>Set duration</b>		0:29	0:28	0:27	0:21	0:20	2:05


**ITA • Italy**


**Set**

Avg. by set

Rk	No	Name	Running Sets	Faults	Still Sets	Total Attempts	Note
1	16	Baranowicz Michele	23	1	37	61	4.60
2	13	Travica Dragan	15	-	23	38	3.00
-	2	Kovar Jiri	-	-	-	-	
-	3	Parodi Simone	-	-	-	-	
-	4	Vettori Luca	-	-	-	-	
-	7	Rossini Salvatore	-	-	-	-	
-	9	Zaytsev Ivan	-	-	1	1	
-	10	Lanza Filippo	-	-	-	-	
-	11	Buti Simone	-	-	-	-	
-	15	Birarelli Emanuele	-	-	1	1	
-	19	Anzani Simone	-	-	-	-	
-	20	Colaci Massimo	-	-	-	-	
<b>Others</b>			-	-	-	-	
<b>Total Team</b>			38	1	62	101	7.60



**Reception**

Eff. %  
Limit: 25.00%

Rk	No	Name	Excellents	Faults	Serve Receptions	Total Attempts	Note
1	2	Kovar Jiri	13	1	9	23	52.17
2	7	Rossini Salvatore	9	2	10	21	33.33
-	3	Parodi Simone	4	-	14	18	
-	10	Lanza Filippo	4	1	6	11	
-	9	Zaytsev Ivan	-	-	1	1	
-	11	Buti Simone	1	-	-	1	
-	15	Birarelli Emanuele	1	-	-	1	
-	19	Anzani Simone	-	-	1	1	
-	4	Vettori Luca	-	-	-	-	
-	13	Travica Dragan	-	-	-	-	
-	16	Baranowicz Michele	-	-	-	-	
-	20	Colaci Massimo	-	-	-	-	
<b>Others</b>			-	-	-	-	
<b>Total Team</b>			32	4	41	77	36.36



**FIVB**<sup>TM</sup>

FÉDÉRATION INTERNATIONALE  
DE VOLLEYBALL