

FIVBTM



VOLLEYBALL
MEN'S WORLD
CHAMPIONSHIP
POLAND 2014

Öæã Áó ||^çã Áp[ÈG

FIVB Men's Volleyball World Championship 2014 Pool A - Preliminary Round

Match: 1 **Date:** 30.08.2014 **Spectators:** 61'500
City: Warsaw
Hall: National Stadium
Match duration: Start: 20:15 End: 21:50 Total: 1:35

Teams	Sets	1	2	3	4	5	Total
POL	3	25	25	25			75
SRB	0	19	18	18			55
Set duration		0:29	0:26	0:28			1:23

Referees: Frans LODERUS (HOL) & Juraj MOKRY (SVK)

POL • Poland		1	2	3	4	5	Pts
1	Nowakowski Piotr	■	■	■			7
2	Winiarski Michal	■	■	■			14
3	Konarski Dawid	□	□				1
5	Zagumny Pawel	■	■	■			1
7	Klos Karol	■	■	■			7
10	Wlazly Mariusz	■	■	■			12
11	Drzyzga Fabian	□	□				
13	Kubiak Michal						
17 L	Zatorski Pawel	L	L	L			
18	Mozdzonek Marcin						
20	Mika Mateusz	■	■	■			11
21	Buszek Rafal						

Coach: ANTIGA Stephane (FRA)
Assistant: BLAIN Philippe (FRA)

SRB • Serbia		1	2	3	4	5	Pts
1	Kovacevic Nikola	■	■				5
2	Kovacevic Uros	□					1
3	Ivovic Marko	□	■				4
4	Petric Nemanja						
5	Petkovic Vlado		□				1
7	Stankovic Dragan						
9	Jovovic Nikola	■	■	■			
10	Nikic Milos	■	■	■			3
14	Atanasijevic Aleksandar	■	■	■			11
18	Podrascanin Marko	■	■	■			4
19 L	Rosic Nikola	L	L	L			
20	Lisinac Srecko	■	■	■			8

Coach: KOLAKOVIC Igor (SRB)
Assistant: KOZIC Strahinja (SRB)

TEAMS AND PLAYERS PERFORMANCES

Won Pts	Total Atts	No Name	Scoring Skills	Won Pts	Total Atts	No Name
38	71	Total Team		27	72	Total Team
11	16	2 Winiarski Michal	Spike	9	26	14 Atanasijevic Aleksandar
10	23	10 Wlazly Mariusz		6	9	20 Lisinac Srecko
9	21	20 Mika Mateusz		4	10	1 Kovacevic Nikola
11	47	Total Team	Block	9	57	Total Team
4	12	7 Klos Karol		2	5	14 Atanasijevic Aleksandar
2	4	2 Winiarski Michal		2	23	20 Lisinac Srecko
2	14	1 Nowakowski Piotr	2	11	18 Podrascanin Marko	
4	74	Total Team	Serve	1	56	Total Team
1	14	20 Mika Mateusz		1	7	10 Nikic Milos
1	18	2 Winiarski Michal				
1	8	1 Nowakowski Piotr				
22		Total Team	Opp. error	18		Total Team
75	192	Total Team	Total	55	185	Total Team
14	38	2 Winiarski Michal	Best Scorer	11	42	14 Atanasijevic Aleksandar

■ Starting line-up Pts = Points scored [nn] = Captain
□ Substitute Atts = Attempts L = Libero
Opp = Opponent

FIVB Men's Volleyball World Championship 2014 Pool D - Preliminary Round

Match: 2 **Date:** 31.08.2014 **Spectators:** 6'900
City: Kraków
Hall: Krakow Arena
Match duration: Start: 13:10 End: 15:30 Total: 2:20

Teams	Sets	1	2	3	4	5	Total
ITA	1	16	25	21	22		84
IRI	3	25	23	25	25		98
Set duration		0:25	0:31	0:32	0:36		2:04

Referees: ILKIW Taras (CAN) & ZENOVICH Andrey (RUS)

ITA • Italy		1	2	3	4	5	Pts
2	Kovar Jiri	■	■	■	■		12
3	Parodi Simone	■	■	■	■		5
4	Vettori Luca						
7	L Rossini Salvatore	L	L	L	L		
9	Zaytsev Ivan	■	■	■	■		20
10	Lanza Filippo					□	1
11	Buti Simone	■	■	■	■		10
13	Travica Dragan	■	■	■	■		5
14	Piano Matteo						
15	Birarelli Emanuele	■	■	■	■		7
16	Baranowicz Michele					□	
19	Anzani Simone						

Coach: BERRUTO Mauro (ITA)
Assistant: BROGIONI Andrea (ITA)

IRI • Iran		1	2	3	4	5	Pts
1	Mahmoudi Shahram		□	□	□		3
2	Ebadipour Ghara H. Milad				□		1
4	Marouflakrani Mir Saeid	■	■	■	■		2
5	Ghaemi Farhad	■	■	■	■		14
6	Mousavi Eraghi Seyed Mohammad	■	■	■	■		16
7	Fayazi Damnabi Pourya						
8	L Zarif Ahangaran V. Farhad	L	L	L	L		
9	Gholami Adel	■	■	■	■		6
10	Ghafour Amir	■	■	■	■		16
12	Mirzajanpour M. Mojtaba	■	■	■	■		14
13	Mahdavi Mehdi		□	□	□		
15	Tashakori Armin		□	□			

Coach: KOVAC Slobodan (SRB)
Assistant: PRAKLJACIC Slobodan (SRB)

TEAMS AND PLAYERS PERFORMANCES

Won Pts	Total Atts	No Name	Scoring Skills	Won Pts	Total Atts	No Name
48	132	Total Team		52	127	Total Team
20	48	9 Zaytsev Ivan	Spike	14	29	10 Ghafour Amir
10	33	2 Kovar Jiri		12	24	12 Mirzajanpour M. Mojtaba
6	11	11 Buti Simone		10	27	5 Ghaemi Farhad
9	93	Total Team	Block	15	79	Total Team
3	28	11 Buti Simone		8	28	6 Mousavi Eraghi Seyed
3	24	15 Birarelli Emanuele		3	20	9 Gholami Adel
2	17	13 Travica Dragan		2	11	10 Ghafour Amir
3	85	Total Team	Serve	5	97	Total Team
1	14	11 Buti Simone		2	12	12 Mirzajanpour M. Mojtaba
1	11	3 Parodi Simone		2	13	5 Ghaemi Farhad
1	14	2 Kovar Jiri		1	25	4 Marouflakrani Mir Saeid
24		Total Team	Opp. error	26		Total Team
84	310	Total Team	Total	98	303	Total Team
20	67	9 Zaytsev Ivan	Best Scorer	16	57	6 Mousavi Eraghi Seyed

■ Starting line-up Pts = Points scored □nn = Captain
□ Substitute Atts = Attempts L = Libero
Opp = Opponent



FIVB Men's Volleyball World Championship 2014 Pool A - Preliminary Round

Match: 3 **Date:** 31.08.2014 **Spectators:** 2'351
City: Wroclaw
Hall: Hala Stulecia
Match duration: Start: 16:30 End: 18:12 Total: 1:42

Teams	Sets	1	2	3	4	5	Total
VEN	0	23	17	19			59
ARG	3	25	25	25			75
Set duration		0:27	0:26	0:26			1:19

Referees: VEREECKE Philippe (FRA) & TURCI Paulo (BRA)

VEN • Venezuela		1	2	3	4	5	Pts
3	Gonzalez Fernando						
4	L Mata Héctor	L	L	L			
6	Paez Carlos	□					
8	Salerno Hector	■	□	□			
9	Carrasco José	■	■	■			
10	Pinerua Kervin	■	■	■			17
11	Gomez Canas Ernando Andres	□					
12	Contreras Jhoser	■	■	■			4
13	Chourio Pirela Jesus Danian	■	■	■			6
14	Montoya Martine Maximo Antonio	□	■	■			5
17	Escobar Daniel						
18	Cedeno Marquez Fredy Ramon	■	■	■			6

Coach: VINCENZO NACCI (ITA)
Assistant: IVAN NIETO (VEN)

ARG • Argentina		1	2	3	4	5	Pts
1	Darraidou Santiago	□	□	□			1
2	Filardi Javier	■	■	■			5
5	Uriarte Nicolás	■	■	■			4
7	Conte Facundo	■	■	■			15
9	Quiroga Rodrigo				□		1
10	Gonzalez José Luis	■	■	■			11
11	Solé Sebastian	■	■	■			8
14	Crer Pablo	■	■				8
15	De Cecco Luciano	□	□	□			
16	Ramos Martin					■	2
20	Toro Alejandro				□	□	1
21	L Closter Sebastián	L	L	L			

Coach: VELASCO Julio (ARG)
Assistant: ALVAREZ Julian (ARG)

TEAMS AND PLAYERS PERFORMANCES

Won Pts	Total Atts	No Name	Scoring Skills	Won Pts	Total Atts	No Name
35	67	Total Team		45	74	Total Team
15	22	10 Pinerua Kervin	Spike	14	22	7 Conte Facundo
6	10	18 Cedeno Marquez Fredy		11	18	10 Gonzalez José Luis
5	9	13 Chourio Pirela Jesus Danian		6	8	11 Solé Sebastian
2	50	Total Team	Block	7	44	Total Team
2	11	10 Pinerua Kervin		3	12	14 Crer Pablo
				2	2	5 Uriarte Nicolás
1	60	Total Team	Serve	4	74	Total Team
1	7	13 Chourio Pirela Jesus Danian		2	15	5 Uriarte Nicolás
				1	13	7 Conte Facundo
21		Total Team	Opp. error	19		Total Team
59	177	Total Team		Total	75	192
17	45	10 Pinerua Kervin	Best Scorer	15	44	7 Conte Facundo

■ Starting line-up Pts = Points scored [nn] = Captain
□ Substitute Atts = Attempts L = Libero
Opp = Opponent



FIVB Men's Volleyball World Championship 2014 Pool D - Preliminary Round

Match: 4 **Date:** 31.08.2014 **Spectators:** 4'100
City: Kraków
Hall: Krakow Arena
Match duration: Start: 16:40 End: 19:14 Total: 2:34

Teams	Sets	1	2	3	4	5	Total
BEL	2	21	25	16	25	11	98
USA	3	25	17	25	21	15	103
Set duration		0:31	0:26	0:27	0:30	0:21	2:15

Referees: CHOLAKIAN Rolando (ARG) & HUHTANISKA Ahti (FIN)

BEL • Belgium		1	2	3	4	5	Pts
1	Van Den Dries Bram	■	■	■		□	8
3	Deroo Sam	■	■	■	■	■	12
4	Coolman Pieter			□	□	■	3
5	Depestele Frank	■	■	■	■	■	1
7	Claes Gertjan					□	
8	Klinkenberg Kevin	■	■	■			6
9	Verhees Pieter	■	■	■	□	■	9
10	Van De Voorde Simon	■	■	■	■	■	8
11	Verhanneman Matthijs			□	■	■	3
12	Van Walle Gert	□	□	□	■	■	13
14	L Derkoningen Bert	L	L	L	L	L	
16	Valkiers Matthias	□	□			□	

Coach: BAEYENS Dominique
Assistant: ACHTEN Christophe

USA • USA		1	2	3	4	5	Pts
1	Anderson Matthew	■	■	■	■	■	14
3	Sander Taylor	■	■	■	■	■	24
4	Lee David	■	■	■	■	■	10
6	Lotman Paul						
7	Shoji Kawika				□		
10	Ciarelli Antonio			■	■	□	4
11	Christenson Micah	■	■	■	■	■	1
15	Clark Carson				□	■	
17	Holt Maxwell	■	■	■	■	■	11
18	Muagututia Garrett	■	■				5
20	Smith David						
21	Vogel Nicholas						
22	L Shoji Erik	L	L	L	L	L	

Coach: Speraw, John (USA)
Assistant: Fuerbringer, Matthew (USA)

TEAMS AND PLAYERS PERFORMANCES

Won Pts	Total Atts	No Name	Scoring Skills	Won Pts	Total Atts	No Name
47	122	Total Team		58	127	Total Team
10	19	12 Van Walle Gert	Spike	22	41	3 Sander Taylor
9	37	3 Deroo Sam		14	37	1 Anderson Matthew
7	11	9 Verhees Pieter		8	10	4 Lee David
10	80	Total Team	Block	6	81	Total Team
2	6	12 Van Walle Gert		3	28	17 Holt Maxwell
2	28	10 Van De Voorde Simon		2	23	4 Lee David
2	16	9 Verhees Pieter	1	9	3 Sander Taylor	
6	98	Total Team	Serve	5	103	Total Team
2	13	3 Deroo Sam		3	22	17 Holt Maxwell
1	12	11 Verhanneman Matthijs		1	18	11 Christenson Micah
1	19	5 Depestele Frank	1	14	3 Sander Taylor	
35		Total Team	Opp. error	34		Total Team
98	300	Total Team	Total	103	311	Total Team
13	32	12 Van Walle Gert	Best Scorer	24	64	3 Sander Taylor

■ Starting line-up Pts = Points scored [nn] = Captain
□ Substitute Atts = Attempts L = Libero
Opp = Opponent



FIVB Men's Volleyball World Championship 2014 Pool A - Preliminary Round

Match: 5 **Date:** 31.08.2014 **Spectators:** 2'201
City: Wroclaw
Hall: Hala Stulecia
Match duration: Start: 20:25 End: 21:53 Total: 1:28

Teams	Sets	1	2	3	4	5	Total
CMR	0	22	15	18			55
AUS	3	25	25	25			75
Set duration		0:26	0:26	0:23			1:15

Referees: MECHAN VERA Walter (PER) & LABASTA Milan (CZE)

CMR • Cameroon		1	2	3	4	5	Pts
1	Nongni Zanguim Mefani Olivier	■	■	■			2
2	Mbutngam Ahmed Awal	■	■	■			
6	Dolegombai Sem	■	■	■			6
7	Ndaki Mboulet Jean Patrice	■	■	■			12
8	Nyabeye Jean Junior				□		
9	Kofane Boyomo Joseph Herve		□	□			
10	Moussa Maliki		□	□			
14	Wounembaina Nathan	■	■	■			9
15	Kody Bitjaa Yvan Arthur	■	■	■			9
16	L Fossi Kamto Alain	L	L	L			
17	Ag Serge Patrice		□				
18	Feughou David		□	□			3

Coach: NONNENBROICH Peter N (GER)
Assistant: MAYAM RENIOF Blaise (CMR)

AUS • Australia		1	2	3	4	5	Pts
1	Zingel Aidan	■	■	■			4
3	Roberts Nathan						
5	Passier Travis						
6	Edgar Thomas	■	■	■			18
7	Peacock Harrison				□		
9	White Adam	■	■	■			10
11	L Perry Luke	L	L	L			
12	Mote Nehemiah	■	■	■			10
14	Sukochev Grigory	■	■	■			1
15	Douglas-Powell Thomas Ewen						
16	Smith Luke	■	■	■			8
17	Carroll Paul					□	

Coach: Uriarte, Jon Emili (ARG)
Assistant: Ilott, Daniel John (AUS)

TEAMS AND PLAYERS PERFORMANCES

Won Pts	Total Atts	No Name	Scoring Skills	Won Pts	Total Atts	No Name
31	68	Total Team		38	64	Total Team
11	20	7 Ndaki Mboulet Jean Patrice	Spike	14	25	6 Edgar Thomas
6	8	15 Kody Bitjaa Yvan Arthur		9	13	9 White Adam
6	19	14 Wounembaina Nathan		7	10	12 Mote Nehemiah
5	37	Total Team	Block	9	47	Total Team
2	7	14 Wounembaina Nathan		4	8	6 Edgar Thomas
1	2	7 Ndaki Mboulet Jean Patrice		3	14	12 Mote Nehemiah
1	10	1 Nongni Zanguim Mefani	1	8	1 Zingel Aidan	
5	56	Total Team	Serve	4	74	Total Team
3	9	15 Kody Bitjaa Yvan Arthur		3	20	16 Smith Luke
1	8	6 Dolegombai Sem		1	12	14 Sukochev Grigory
1	10	14 Wounembaina Nathan				
14		Total Team	Opp. error	24		Total Team
55	161	Total Team	Total	75	185	Total Team
12	29	7 Ndaki Mboulet Jean Patrice	Best Scorer	18	45	6 Edgar Thomas

■ Starting line-up Pts = Points scored [nn] = Captain
□ Substitute Atts = Attempts L = Libero
Opp = Opponent

FIVB Men's Volleyball World Championship 2014 Pool D - Preliminary Round

Match: 6 **Date:** 31.08.2014 **Spectators:** 3'900
City: Kraków
Hall: Krakow Arena
Match duration: Start: 20:25 End: 22:05 Total: 1:40

Teams	Sets	1	2	3	4	5	Total
PUR	0	23	22	24			69
FRA	3	25	25	26			76
Set duration		0:27	0:28	0:32			1:27

Referees: KAMDOUM Charles (CMR) & ALENEZI Abdullah (KUW)

PUR • Puerto Rico		1	2	3	4	5	Pts
1	Rivera Jose	<input type="checkbox"/>	<input checked="" type="checkbox"/>	<input checked="" type="checkbox"/>			2
2	Goas Edgardo	<input checked="" type="checkbox"/>	<input checked="" type="checkbox"/>	<input checked="" type="checkbox"/>			3
4	L Del Valle Dennis	L	L	L			
5	Muñiz Roberto	<input checked="" type="checkbox"/>	<input checked="" type="checkbox"/>	<input checked="" type="checkbox"/>			7
10	Cruz Ezequiel	<input checked="" type="checkbox"/>					
11	Torres Maurice	<input checked="" type="checkbox"/>	<input checked="" type="checkbox"/>	<input checked="" type="checkbox"/>			13
12	Soto Hector	<input checked="" type="checkbox"/>	<input checked="" type="checkbox"/>	<input checked="" type="checkbox"/>			12
14	Roman Mannix	<input checked="" type="checkbox"/>	<input checked="" type="checkbox"/>	<input checked="" type="checkbox"/>			8
16	Rivera Jackson						
17	Sierra Pedrito						
19	Ortiz Jean Carlos				<input type="checkbox"/>		
20	Morales Fernando				<input type="checkbox"/>		

Coach: David Aleman (PUR)
Assistant: Ramon Lawrence (CUB)

FRA • France		1	2	3	4	5	Pts
1	Aguenier Jonas						
2	L Grebennikov Jenia	L	L	L			
4	Rouzier Antonin	<input checked="" type="checkbox"/>	<input checked="" type="checkbox"/>	<input checked="" type="checkbox"/>			12
6	Toniutti Benjamin	<input checked="" type="checkbox"/>	<input checked="" type="checkbox"/>	<input checked="" type="checkbox"/>			1
7	Tillie Kevin		<input type="checkbox"/>	<input type="checkbox"/>			1
9	Ngapeth Earvin	<input checked="" type="checkbox"/>	<input checked="" type="checkbox"/>	<input checked="" type="checkbox"/>			9
10	Le Roux Kevin	<input checked="" type="checkbox"/>	<input checked="" type="checkbox"/>	<input checked="" type="checkbox"/>			11
14	Le Goff Nicolas	<input checked="" type="checkbox"/>	<input checked="" type="checkbox"/>	<input checked="" type="checkbox"/>			7
15	Tuia Samuele						
16	Marechal Nicolas	<input checked="" type="checkbox"/>	<input checked="" type="checkbox"/>	<input checked="" type="checkbox"/>			7
17	Lafitte Franck	<input type="checkbox"/>					
18	Jaumel Yoann	<input type="checkbox"/>		<input type="checkbox"/>			

Coach: Tillie Laurent
Assistant: Josserand Arnaud

TEAMS AND PLAYERS PERFORMANCES

Won Pts	Total Atts	No Name	Scoring Skills	Won Pts	Total Atts	No Name
41	79	Total Team		35	72	Total Team
13	26	11 Torres Maurice	Spike	10	25	4 Rouzier Antonin
12	21	12 Soto Hector		8	16	9 Ngapeth Earvin
6	10	5 Muñiz Roberto		7	17	16 Marechal Nicolas
0	42	Total Team	Block	7	49	Total Team
				3	14	10 Le Roux Kevin
				3	13	14 Le Goff Nicolas
4	70	Total Team	Serve	1	6	9 Ngapeth Earvin
2	17	14 Roman Mannix		6	75	Total Team
1	12	2 Goas Edgardo		3	14	10 Le Roux Kevin
1	8	5 Muñiz Roberto	2	15	4 Rouzier Antonin	
24		Total Team	1	9	6 Toniutti Benjamin	
69	191	Total Team	Opp. error	28		Total Team
			Total	76	196	Total Team
13	41	11 Torres Maurice	Best Scorer	12	46	4 Rouzier Antonin

Starting line-up Pts = Points scored = Captain
 Substitute Atts = Attempts L = Libero
Opp = Opponent




Match: 1 **Date:** 30.08.2014 **Spectators:** 61'500
City: Warsaw
Hall: National Stadium
Match duration: **Start:** 20:15 **End:** 21:50 **Total:** 1:35

Teams	Sets	1	2	3	4	5	Total
POL	3	25	25	25			75
SRB	0	19	18	18			55
Set duration		0:29	0:26	0:28			1:23




POL • Poland



Spike

Succ. %
Limit: 15.00%

Rk	No	Name	Spikes	Faults	Shots	Total Attempts	Note
1	2	Winiarski Michal	11	3	2	16	68.75
2	10	Wlazly Mariusz	10	5	8	23	43.48
3	20	Mika Mateusz	9	5	7	21	42.86
-	1	Nowakowski Piotr	4	-	1	5	
-	7	Klos Karol	3	-	2	5	
-	3	Konarski Dawid	1	-	-	1	
-	5	Zagumny Pawel	-	-	-	-	
-	11	Drzyzga Fabian	-	-	-	-	
-	13	Kubiak Michal	-	-	-	-	
-	17	Zatorski Pawel	-	-	-	-	
-	18	Mozdzonek Marcin	-	-	-	-	
-	21	Buszek Rafal	-	-	-	-	
Others			-	-	-	-	
Total Team			38	13	20	71	53.52



Block

Avg. by set

Rk	No	Name	Kill Blocks	Faults	Rebounds	Total Attempts	Note
1	7	Klos Karol	4	3	5	12	1.33
2	2	Winiarski Michal	2	1	1	4	0.67
2	1	Nowakowski Piotr	2	9	3	14	0.67
4	5	Zagumny Pawel	1	-	3	4	0.33
4	10	Wlazly Mariusz	1	2	2	5	0.33
4	20	Mika Mateusz	1	4	3	8	0.33
-	3	Konarski Dawid	-	-	-	-	
-	11	Drzyzga Fabian	-	-	-	-	
-	13	Kubiak Michal	-	-	-	-	
-	17	Zatorski Pawel	-	-	-	-	
-	18	Mozdzonek Marcin	-	-	-	-	
-	21	Buszek Rafal	-	-	-	-	
Others			-	-	-	-	
Total Team			11	19	17	47	3.67


Match: 1 **Date:** 30.08.2014 **Spectators:** 61'500
City: Warsaw
Hall: National Stadium
Match duration: **Start:** 20:15 **End:** 21:50 **Total:** 1:35

Teams	Sets	1	2	3	4	5	Total
POL	3	25	25	25			75
SRB	0	19	18	18			55
Set duration		0:29	0:26	0:28			1:23




POL • Poland

Rk	No	Name	Aces	Faults	Serve Hits	Total Attempts	Note
1	20	Mika Mateusz	1	1	12	14	0.33
1	2	Winiarski Michal	1	3	14	18	0.33
1	1	Nowakowski Piotr	1	2	5	8	0.33
1	10	Wlazly Mariusz	1	4	4	9	0.33
-	5	Zagumny Pawel	-	-	12	12	
-	11	Drzyzga Fabian	-	-	-	-	
-	13	Kubiak Michal	-	-	-	-	
-	17	Zatorski Pawel	-	-	-	-	
-	18	Mozdzonek Marcin	-	-	-	-	
-	21	Buszek Rafal	-	-	-	-	
-	7	Klos Karol	-	1	11	12	
-	3	Konarski Dawid	-	1	-	1	
Others			-	-	-	-	
Total Team			4	12	58	74	1.33



Team	Opponent errors & Team faults	Aces	Faults	Total Attempts
	Opponent errors & Team faults	22	-	22

Rk	No	Name	Digs	Faults	Receptions	Total Attempts	Note
1	17	Zatorski Pawel	11	4	3	18	3.67
2	20	Mika Mateusz	9	2	1	12	3.00
3	2	Winiarski Michal	7	-	-	7	2.33
3	10	Wlazly Mariusz	7	1	-	8	2.33
5	7	Klos Karol	3	-	-	3	1.00
5	5	Zagumny Pawel	3	2	-	5	1.00
7	11	Drzyzga Fabian	2	-	-	2	0.67
-	3	Konarski Dawid	-	-	-	-	
-	13	Kubiak Michal	-	-	-	-	
-	18	Mozdzonek Marcin	-	-	-	-	
-	21	Buszek Rafal	-	-	-	-	
-	1	Nowakowski Piotr	-	1	2	3	
Others			-	-	-	-	
Total Team			42	10	6	58	14.00




Match: 1 **Date:** 30.08.2014 **Spectators:** 61'500
City: Warsaw
Hall: National Stadium
Match duration: Start: 20:15 End: 21:50 Total: 1:35

Teams	Sets	1	2	3	4	5	Total
POL	3	25	25	25			75
SRB	0	19	18	18			55
Set duration		0:29	0:26	0:28			1:23




POL • Poland



Set

Avg. by set

Rk	No	Name	Running Sets	Faults	Still Sets	Total Attempts	Note
1	5	Zagumny Pawel	40	-	20	60	13.33
2	11	Drzyzga Fabian	2	-	-	2	0.67
-	1	Nowakowski Piotr	-	-	-	-	
-	2	Winiarski Michal	-	-	-	-	
-	3	Konarski Dawid	-	-	-	-	
-	7	Klos Karol	-	-	-	-	
-	10	Wlazly Mariusz	-	-	-	-	
-	13	Kubiak Michal	-	-	-	-	
-	17	Zatorski Pawel	-	-	-	-	
-	18	Mozdzonek Marcin	-	-	-	-	
-	20	Mika Mateusz	-	-	-	-	
-	21	Buszek Rafal	-	-	-	-	
Others			-	-	-	-	
Total Team			42	-	20	62	14.00



Reception

Eff. %
Limit: 25.00%


Rk	No	Name	Excellents	Faults	Serve Receptions	Total Attempts	Note
1	17	Zatorski Pawel	14	-	2	16	87.50
2	20	Mika Mateusz	15	1	3	19	73.68
-	2	Winiarski Michal	8	-	1	9	
-	1	Nowakowski Piotr	-	-	-	-	
-	3	Konarski Dawid	-	-	-	-	
-	5	Zagumny Pawel	-	-	-	-	
-	7	Klos Karol	-	-	-	-	
-	10	Wlazly Mariusz	-	-	-	-	
-	11	Drzyzga Fabian	-	-	-	-	
-	13	Kubiak Michal	-	-	-	-	
-	18	Mozdzonek Marcin	-	-	-	-	
-	21	Buszek Rafal	-	-	-	-	
Others			-	-	-	-	
Total Team			37	1	6	44	81.82

Match: 1 **Date:** 30.08.2014 **Spectators:** 61'500
City: Warsaw
Hall: National Stadium
Match duration: Start: 20:15 End: 21:50 Total: 1:35

Teams	Sets	1	2	3	4	5	Total
POL	3	25	25	25			75
SRB	0	19	18	18			55
Set duration		0:29	0:26	0:28			1:23




SRB • Serbia



Spike

Succ. %
Limit: 15.00%

Rk	No	Name	Spikes	Faults	Shots	Total Attempts	Note
1	14	Atanasijevic Aleksandar	9	7	10	26	34.62
2	10	Nikic Milos	2	1	8	11	18.18
-	1	Kovacevic Nikola	4	1	5	10	
-	20	Lisinac Srecko	6	-	3	9	
-	18	Podrascanin Marko	2	2	3	7	
-	3	Ivovic Marko	3	3	1	7	
-	2	Kovacevic Uros	1	-	1	2	
-	4	Petric Nemanja	-	-	-	-	
-	5	Petkovic Vlado	-	-	-	-	
-	7	Stankovic Dragan	-	-	-	-	
-	9	Jovovic Nikola	-	-	-	-	
-	19	Rosic Nikola	-	-	-	-	
Others			-	-	-	-	
Total Team			27	14	31	72	37.50



Block

Avg. by set


Rk	No	Name	Kill Blocks	Faults	Rebounds	Total Attempts	Note
1	14	Atanasijevic Aleksandar	2	2	1	5	0.67
1	20	Lisinac Srecko	2	14	7	23	0.67
1	18	Podrascanin Marko	2	7	2	11	0.67
4	1	Kovacevic Nikola	1	1	1	3	0.33
4	3	Ivovic Marko	1	1	1	3	0.33
4	5	Petkovic Vlado	1	2	-	3	0.33
-	2	Kovacevic Uros	-	-	1	1	
-	4	Petric Nemanja	-	-	-	-	
-	7	Stankovic Dragan	-	-	-	-	
-	19	Rosic Nikola	-	-	-	-	
-	9	Jovovic Nikola	-	1	3	4	
-	10	Nikic Milos	-	3	1	4	
Others			-	-	-	-	
Total Team			9	31	17	57	3.00

Match: 1 **Date:** 30.08.2014 **Spectators:** 61'500
City: Warsaw
Hall: National Stadium
Match duration: Start: 20:15 End: 21:50 Total: 1:35

Teams	Sets	1	2	3	4	5	Total
POL	3	25	25	25			75
SRB	0	19	18	18			55
Set duration		0:29	0:26	0:28			1:23




SRB • Serbia



Rk	No	Name	Aces	Faults	Serve Hits	Total Attempts	Note
1	10	Nikic Milos	1	1	5	7	0.33
-	3	Ivovic Marko	-	-	6	6	
-	4	Petric Nemanja	-	-	-	-	
-	5	Petkovic Vlado	-	-	1	1	
-	7	Stankovic Dragan	-	-	-	-	
-	19	Rosic Nikola	-	-	-	-	
-	18	Podrascanin Marko	-	1	9	10	
-	9	Jovovic Nikola	-	1	5	6	
-	20	Lisinac Srecko	-	2	7	9	
-	14	Atanasijevic Aleksandar	-	4	7	11	
-	1	Kovacevic Nikola	-	2	2	4	
-	2	Kovacevic Uros	-	1	1	2	
Others			-	-	-	-	
Total Team			1	12	43	56	0.33



Opponent errors & Team faults	18	1	19
-------------------------------	----	---	----




Rk	No	Name	Digs	Faults	Receptions	Total Attempts	Note
1	9	Jovovic Nikola	9	-	-	9	3.00
2	19	Rosic Nikola	7	5	1	13	2.33
3	3	Ivovic Marko	6	1	-	7	2.00
4	10	Nikic Milos	4	1	1	6	1.33
4	14	Atanasijevic Aleksandar	4	3	-	7	1.33
6	20	Lisinac Srecko	2	-	-	2	0.67
7	2	Kovacevic Uros	1	-	-	1	0.33
7	18	Podrascanin Marko	1	-	1	2	0.33
7	1	Kovacevic Nikola	1	1	-	2	0.33
-	4	Petric Nemanja	-	-	-	-	
-	5	Petkovic Vlado	-	-	-	-	
-	7	Stankovic Dragan	-	-	-	-	
Others			-	-	-	-	
Total Team			35	11	3	49	11.67

Match: 1 **Date:** 30.08.2014 **Spectators:** 61'500
City: Warsaw
Hall: National Stadium
Match duration: **Start:** 20:15 **End:** 21:50 **Total:** 1:35

Teams	Sets	1	2	3	4	5	Total
POL	3	25	25	25			75
SRB	0	19	18	18			55
Set duration		0:29	0:26	0:28			1:23




SRB • Serbia



Set

Avg. by set

Rk	No	Name	Running Sets	Faults	Still Sets	Total Attempts	Note
1	9	Jovovic Nikola	20	-	25	45	6.67
2	5	Petkovic Vlado	8	1	1	10	2.67
-	1	Kovacevic Nikola	-	-	-	-	
-	2	Kovacevic Uros	-	-	-	-	
-	3	Ivovic Marko	-	-	1	1	
-	4	Petric Nemanja	-	-	-	-	
-	7	Stankovic Dragan	-	-	-	-	
-	10	Nikic Milos	-	-	-	-	
-	14	Atanasijevic Aleksandar	-	-	-	-	
-	18	Podrascanin Marko	-	-	-	-	
-	19	Rosic Nikola	-	-	-	-	
-	20	Lisinac Srecko	-	-	-	-	
Others			-	-	-	-	
Total Team			28	1	27	56	9.33



Reception

Eff. %
Limit: 25.00%


Rk	No	Name	Excellents	Faults	Serve Receptions	Total Attempts	Note
1	19	Rosic Nikola	9	3	9	21	28.57
2	10	Nikic Milos	5	1	14	20	20.00
-	2	Kovacevic Uros	4	-	3	7	
-	3	Ivovic Marko	3	1	2	6	
-	1	Kovacevic Nikola	1	-	4	5	
-	20	Lisinac Srecko	2	-	1	3	
-	4	Petric Nemanja	-	-	-	-	
-	5	Petkovic Vlado	-	-	-	-	
-	7	Stankovic Dragan	-	-	-	-	
-	9	Jovovic Nikola	-	-	-	-	
-	14	Atanasijevic Aleksandar	-	-	-	-	
-	18	Podrascanin Marko	-	-	-	-	
Others			-	-	-	-	
Total Team			24	5	33	62	30.65

Match: 2 **Date:** 31.08.2014 **Spectators:** 6'900
City: Kraków
Hall: Krakow Arena
Match duration: **Start:** 13:10 **End:** 15:30 **Total:** 2:20

Teams	Sets	1	2	3	4	5	Total
ITA	1	16	25	21	22		84
IRI	3	25	23	25	25		98
Set duration		0:25	0:31	0:32	0:36		2:04




ITA • Italy



Spike

Succ. %
Limit: 15.00%

Rk	No	Name	Spikes	Faults	Shots	Total Attempts	Note
1	9	Zaytsev Ivan	20	6	22	48	41.67
2	2	Kovar Jiri	10	7	16	33	30.30
-	3	Parodi Simone	4	3	10	17	
-	15	Birarelli Emanuele	4	2	5	11	
-	11	Buti Simone	6	5	-	11	
-	13	Travica Dragan	3	-	3	6	
-	10	Lanza Filippo	1	2	3	6	
-	4	Vettori Luca	-	-	-	-	
-	7	Rossini Salvatore	-	-	-	-	
-	14	Piano Matteo	-	-	-	-	
-	16	Baranowicz Michele	-	-	-	-	
-	19	Anzani Simone	-	-	-	-	
Others			-	-	-	-	
Total Team			48	25	59	132	36.36



Block

Avg. by set


Rk	No	Name	Kill Blocks	Faults	Rebounds	Total Attempts	Note
1	11	Buti Simone	3	5	20	28	0.75
1	15	Birarelli Emanuele	3	9	12	24	0.75
3	13	Travica Dragan	2	6	9	17	0.50
4	2	Kovar Jiri	1	3	7	11	0.25
-	4	Vettori Luca	-	-	-	-	
-	7	Rossini Salvatore	-	-	-	-	
-	14	Piano Matteo	-	-	-	-	
-	16	Baranowicz Michele	-	-	-	-	
-	19	Anzani Simone	-	-	-	-	
-	9	Zaytsev Ivan	-	3	3	6	
-	10	Lanza Filippo	-	1	1	2	
-	3	Parodi Simone	-	5	-	5	
Others			-	-	-	-	
Total Team			9	32	52	93	2.25

Match: 2 **Date:** 31.08.2014 **Spectators:** 6'900
City: Kraków
Hall: Krakow Arena
Match duration: **Start:** 13:10 **End:** 15:30 **Total:** 2:20

Teams	Sets	1	2	3	4	5	Total
ITA	1	16	25	21	22		84
IRI	3	25	23	25	25		98
Set duration		0:25	0:31	0:32	0:36		2:04



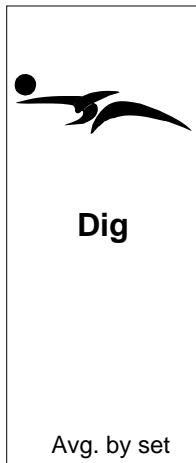
ITA • Italy



Rk	No	Name	Aces	Faults	Serve Hits	Total Attempts	Note
1	11	Buti Simone	1	-	13	14	0.25
1	3	Parodi Simone	1	4	6	11	0.25
1	2	Kovar Jiri	1	6	7	14	0.25
-	4	Vettori Luca	-	-	-	-	
-	7	Rossini Salvatore	-	-	-	-	
-	10	Lanza Filippo	-	-	1	1	
-	14	Piano Matteo	-	-	-	-	
-	15	Birarelli Emanuele	-	-	17	17	
-	16	Baranowicz Michele	-	-	-	-	
-	19	Anzani Simone	-	-	-	-	
-	13	Travica Dragan	-	1	14	15	
-	9	Zaytsev Ivan	-	2	11	13	
Others			-	-	-	-	
Total Team			3	13	69	85	0.75



Opponent errors & Team faults	24	1		25	
-------------------------------	----	---	--	----	--



Rk	No	Name	Digs	Faults	Receptions	Total Attempts	Note
1	7	Rossini Salvatore	18	2	2	22	4.50
2	9	Zaytsev Ivan	13	3	3	19	3.25
2	2	Kovar Jiri	13	5	5	23	3.25
4	15	Birarelli Emanuele	10	3	1	14	2.50
5	13	Travica Dragan	9	4	2	15	2.25
6	11	Buti Simone	7	1	-	8	1.75
7	3	Parodi Simone	4	2	2	8	1.00
8	10	Lanza Filippo	3	2	1	6	0.75
-	4	Vettori Luca	-	-	-	-	
-	14	Piano Matteo	-	-	-	-	
-	16	Baranowicz Michele	-	-	-	-	
-	19	Anzani Simone	-	-	-	-	
Others			-	-	-	-	
Total Team			77	22	16	115	19.25

Match: 2 Date: 31.08.2014 Spectators: 6'900

City: Kraków


Hall: Krakow Arena

Match duration: Start: 13:10 End: 15:30 Total: 2:20

Teams	Sets	1	2	3	4	5	Total
ITA	1	16	25	21	22		84
IRI	3	25	23	25	25		98
Set duration		0:25	0:31	0:32	0:36		2:04




ITA • Italy



Set

Avg. by set

Rk	No	Name	Running Sets	Faults	Still Sets	Total Attempts	Note
1	13	Travica Dragan	71	1	24	96	17.75
2	16	Baranowicz Michele	2	-	1	3	0.50
3	11	Buti Simone	1	-	-	1	0.25
-	2	Kovar Jiri	-	-	-	-	
-	3	Parodi Simone	-	-	1	1	
-	4	Vettori Luca	-	-	-	-	
-	7	Rossini Salvatore	-	-	-	-	
-	9	Zaytsev Ivan	-	-	-	-	
-	10	Lanza Filippo	-	-	-	-	
-	14	Piano Matteo	-	-	-	-	
-	15	Birarelli Emanuele	-	-	-	-	
-	19	Anzani Simone	-	-	-	-	
Others			-	-	-	-	
Total Team			74	1	26	101	18.50



Reception

Eff. %
Limit: 25.00%


Rk	No	Name	Excellents	Faults	Serve Receptions	Total Attempts	Note
1	2	Kovar Jiri	33	3	7	43	69.77
-	3	Parodi Simone	13	-	2	15	
-	7	Rossini Salvatore	12	1	-	13	
-	9	Zaytsev Ivan	4	-	2	6	
-	10	Lanza Filippo	2	-	1	3	
-	11	Buti Simone	2	-	1	3	
-	4	Vettori Luca	-	-	-	-	
-	13	Travica Dragan	-	-	-	-	
-	14	Piano Matteo	-	-	-	-	
-	15	Birarelli Emanuele	-	-	-	-	
-	16	Baranowicz Michele	-	-	-	-	
-	19	Anzani Simone	-	-	-	-	
Others			-	-	-	-	
Total Team			66	4	13	83	74.70

Match: 2 **Date:** 31.08.2014 **Spectators:** 6'900
City: Kraków
Hall: Krakow Arena
Match duration: **Start:** 13:10 **End:** 15:30 **Total:** 2:20

Teams	Sets	1	2	3	4	5	Total
ITA	1	16	25	21	22		84
IRI	3	25	23	25	25		98
Set duration		0:25	0:31	0:32	0:36		2:04




IRI • Iran



Spike

Succ. %
Limit: 15.00%

Rk	No	Name	Spikes	Faults	Shots	Total Attempts	Note
1	12	Mirzajanpour M. Mojtaba	12	4	8	24	50.00
2	10	Ghafour Amir	14	2	13	29	48.28
3	5	Ghaemi Farhad	10	2	15	27	37.04
-	6	Mousavi Eraghi Seyed Mohammad	8	5	6	19	
-	9	Gholami Adel	3	-	9	12	
-	1	Mahmoudi Shahram	3	2	7	12	
-	2	Ebadipour Ghara H. Milad	1	-	1	2	
-	4	Marouflakrani Mir Saeid	1	-	1	2	
-	7	Fayazi Damnabi Pourya	-	-	-	-	
-	8	Zarif Ahangaran V. Farhad	-	-	-	-	
-	13	Mahdavi Mehdi	-	-	-	-	
-	15	Tashakori Armin	-	-	-	-	
Others			-	-	-	-	
Total Team			52	15	60	127	40.94



Block

Avg. by set


Rk	No	Name	Kill Blocks	Faults	Rebounds	Total Attempts	Note
1	6	Mousavi Eraghi Seyed Mohammad	8	10	10	28	2.00
2	9	Gholami Adel	3	6	11	20	0.75
3	10	Ghafour Amir	2	4	5	11	0.50
3	5	Ghaemi Farhad	2	4	2	8	0.50
-	1	Mahmoudi Shahram	-	-	-	-	
-	7	Fayazi Damnabi Pourya	-	-	-	-	
-	8	Zarif Ahangaran V. Farhad	-	-	-	-	
-	13	Mahdavi Mehdi	-	-	-	-	
-	15	Tashakori Armin	-	-	-	-	
-	12	Mirzajanpour M. Mojtaba	-	4	5	9	
-	4	Marouflakrani Mir Saeid	-	1	1	2	
-	2	Ebadipour Ghara H. Milad	-	1	-	1	
Others			-	-	-	-	
Total Team			15	30	34	79	3.75

Match: 2 **Date:** 31.08.2014 **Spectators:** 6'900
City: Kraków
Hall: Krakow Arena
Match duration: Start: 13:10 End: 15:30 Total: 2:20

Teams	Sets	1	2	3	4	5	Total
ITA	1	16	25	21	22		84
IRI	3	25	23	25	25		98
Set duration		0:25	0:31	0:32	0:36		2:04



IRI • Iran




Serve

Avg. by set

Rk	No	Name	Aces	Faults	Serve Hits	Total Attempts	Note
1	12	Mirzajanpour M. Mojtaba	2	2	8	12	0.50
1	5	Ghaemi Farhad	2	3	8	13	0.50
3	4	Marouflakrani Mir Saeid	1	-	24	25	0.25
-	1	Mahmoudi Shahram	-	-	1	1	
-	2	Ebadipour Ghara H. Milad	-	-	1	1	
-	7	Fayazi Damnabi Pourya	-	-	-	-	
-	8	Zarif Ahangaran V. Farhad	-	-	-	-	
-	13	Mahdavi Mehdi	-	-	6	6	
-	15	Tashakori Armin	-	-	2	2	
-	9	Gholami Adel	-	1	14	15	
-	10	Ghafour Amir	-	3	9	12	
-	6	Mousavi Eraghi Seyed Mohammad	-	4	6	10	
Others			-	-	-	-	
Total Team			5	13	79	97	1.25

Team

Opponent errors & Team faults	26	2	28
-------------------------------	----	---	----



Dig

Avg. by set


Rk	No	Name	Digs	Faults	Receptions	Total Attempts	Note
1	8	Zarif Ahangaran V. Farhad	21	6	3	30	5.25
2	5	Ghaemi Farhad	17	3	2	22	4.25
3	4	Marouflakrani Mir Saeid	16	4	2	22	4.00
4	12	Mirzajanpour M. Mojtaba	8	3	3	14	2.00
5	6	Mousavi Eraghi Seyed Mohammad	7	-	1	8	1.75
5	9	Gholami Adel	7	2	1	10	1.75
7	10	Ghafour Amir	5	2	1	8	1.25
8	1	Mahmoudi Shahram	2	-	-	2	0.50
8	13	Mahdavi Mehdi	2	-	1	3	0.50
-	2	Ebadipour Ghara H. Milad	-	-	-	-	
-	7	Fayazi Damnabi Pourya	-	-	-	-	
-	15	Tashakori Armin	-	-	1	1	
Others			-	-	-	-	
Total Team			85	20	15	120	21.25

Match: 2 Date: 31.08.2014 Spectators: 6'900
 City: Kraków
 Hall: Krakow Arena
 Match duration: Start: 13:10 End: 15:30 Total: 2:20

Teams	Sets	1	2	3	4	5	Total
ITA	1	16	25	21	22		84
IRI	3	25	23	25	25		98
Set duration		0:25	0:31	0:32	0:36		2:04




IRI • Iran



Set

Avg. by set

Rk	No	Name	Running Sets	Faults	Still Sets	Total Attempts	Note
1	4	Marouflakrani Mir Saeid	65	1	17	83	16.25
2	13	Mahdavi Mehdi	11	-	2	13	2.75
-	1	Mahmoudi Shahram	-	-	-	-	
-	2	Ebadipour Ghara H. Milad	-	-	-	-	
-	5	Ghaemi Farhad	-	-	-	-	
-	6	Mousavi Eraghi Seyed Mohammad	-	-	-	-	
-	7	Fayazi Damnabi Pourya	-	-	-	-	
-	8	Zarif Ahangaran V. Farhad	-	-	-	-	
-	9	Gholami Adel	-	-	-	-	
-	10	Ghafour Amir	-	-	-	-	
-	12	Mirzajanpour M. Mojtaba	-	-	-	-	
-	15	Tashakori Armin	-	-	-	-	
Others			-	-	-	-	
Total Team			76	1	19	96	19.00



Reception

Eff. %
Limit: 25.00%


Rk	No	Name	Excellents	Faults	Serve Receptions	Total Attempts	Note
1	5	Ghaemi Farhad	34	-	3	37	91.89
2	8	Zarif Ahangaran V. Farhad	16	3	1	20	65.00
-	12	Mirzajanpour M. Mojtaba	10	-	2	12	
-	2	Ebadipour Ghara H. Milad	-	-	1	1	
-	9	Gholami Adel	-	-	1	1	
-	10	Ghafour Amir	1	-	-	1	
-	1	Mahmoudi Shahram	-	-	-	-	
-	4	Marouflakrani Mir Saeid	-	-	-	-	
-	6	Mousavi Eraghi Seyed Mohammad	-	-	-	-	
-	7	Fayazi Damnabi Pourya	-	-	-	-	
-	13	Mahdavi Mehdi	-	-	-	-	
-	15	Tashakori Armin	-	-	-	-	
Others			-	-	-	-	
Total Team			61	3	8	72	80.56

Match: 3 **Date:** 31.08.2014 **Spectators:** 2'351
City: Wroclaw
Hall: Hala Stulecia
Match duration: **Start:** 16:30 **End:** 18:12 **Total:** 1:42

Teams	Sets	1	2	3	4	5	Total
VEN	0	23	17	19			59
ARG	3	25	25	25			75
Set duration		0:27	0:26	0:26			1:19




VEN • Venezuela



Spike

Succ. %
Limit: 15.00%

Rk	No	Name	Spikes	Faults	Shots	Total Attempts	Note
1	10	Pinerua Kervin	15	1	6	22	68.18
2	14	Montoya Martine Maximo Antonio	5	2	5	12	41.67
3	12	Contreras Jhoser	4	4	3	11	36.36
-	18	Cedeno Marquez Fredy Ramon	6	2	2	10	
-	13	Chourio Pirela Jesus Danian	5	1	3	9	
-	11	Gomez Canas Ernardo Andres	-	1	1	2	
-	8	Salerno Hector	-	1	-	1	
-	3	Gonzalez Fernando	-	-	-	-	
-	4	Mata Héctor	-	-	-	-	
-	6	Paez Carlos	-	-	-	-	
-	9	Carrasco José	-	-	-	-	
-	17	Escobar Daniel	-	-	-	-	
Others			-	-	-	-	
Total Team			35	12	20	67	52.24



Block

Avg. by set

Rk	No	Name	Kill Blocks	Faults	Rebounds	Total Attempts	Note
1	10	Pinerua Kervin	2	6	3	11	0.67
-	3	Gonzalez Fernando	-	-	-	-	
-	4	Mata Héctor	-	-	-	-	
-	6	Paez Carlos	-	-	-	-	
-	11	Gomez Canas Ernardo Andres	-	-	-	-	
-	17	Escobar Daniel	-	-	-	-	
-	8	Salerno Hector	-	1	1	2	
-	18	Cedeno Marquez Fredy Ramon	-	8	4	12	
-	13	Chourio Pirela Jesus Danian	-	11	2	13	
-	9	Carrasco José	-	8	-	8	
-	12	Contreras Jhoser	-	2	-	2	
-	14	Montoya Martine Maximo Antonio	-	2	-	2	
Others			-	-	-	-	
Total Team			2	38	10	50	0.67


Match: 3 **Date:** 31.08.2014 **Spectators:** 2'351
City: Wroclaw
Hall: Hala Stulecia
Match duration: **Start:** 16:30 **End:** 18:12 **Total:** 1:42

Teams	Sets	1	2	3	4	5	Total
VEN	0	23	17	19			59
ARG	3	25	25	25			75
Set duration		0:27	0:26	0:26			1:19



VEN • Venezuela

Rk	No	Name	Aces	Faults	Serve Hits	Total Attempts	Note
1	13	Chourio Pirela Jesus Danian	1	2	4	7	0.33
-	3	Gonzalez Fernando	-	-	-	-	
-	4	Mata Héctor	-	-	-	-	
-	6	Paez Carlos	-	-	-	-	
-	11	Gomez Canas Ernardo Andres	-	-	-	-	
-	12	Contreras Jhoser	-	-	9	9	
-	17	Escobar Daniel	-	-	-	-	
-	18	Cedeno Marquez Fredy Ramon	-	-	10	10	
-	9	Carrasco José	-	1	11	12	
-	14	Montoya Martine Maximo Antonio	-	2	6	8	
-	10	Pinerua Kervin	-	5	7	12	
-	8	Salerno Hector	-	2	-	2	
Others			-	-	-	-	
Total Team			1	12	47	60	0.33




Serve

Avg. by set

Team	Opponent errors & Team faults	Aces	Faults	Total Attempts
		21	1	22

Rk	No	Name	Digs	Faults	Receptions	Total Attempts	Note
1	9	Carrasco José	9	4	5	18	3.00
2	10	Pinerua Kervin	6	-	1	7	2.00
2	12	Contreras Jhoser	6	-	2	8	2.00
4	4	Mata Héctor	4	1	2	7	1.33
5	13	Chourio Pirela Jesus Danian	1	-	1	2	0.33
5	18	Cedeno Marquez Fredy Ramon	1	-	-	1	0.33
5	14	Montoya Martine Maximo Antonio	1	1	2	4	0.33
-	3	Gonzalez Fernando	-	-	-	-	
-	6	Paez Carlos	-	-	-	-	
-	11	Gomez Canas Ernardo Andres	-	-	-	-	
-	17	Escobar Daniel	-	-	-	-	
-	8	Salerno Hector	-	1	1	2	
Others			-	-	-	-	
Total Team			28	7	14	49	9.33



Dig

Avg. by set




Match: 3 **Date:** 31.08.2014 **Spectators:** 2'351
City: Wroclaw
Hall: Hala Stulecia
Match duration: **Start:** 16:30 **End:** 18:12 **Total:** 1:42

Teams	Sets	1	2	3	4	5	Total
VEN	0	23	17	19			59
ARG	3	25	25	25			75
Set duration		0:27	0:26	0:26			1:19




VEN • Venezuela



Set

Avg. by set

Rk	No	Name	Running Sets	Faults	Still Sets	Total Attempts	Note
1	9	Carrasco José	34	1	25	60	11.33
2	6	Paez Carlos	1	-	1	2	0.33
-	3	Gonzalez Fernando	-	-	-	-	
-	4	Mata Héctor	-	-	-	-	
-	8	Salerno Hector	-	-	-	-	
-	10	Pinerua Kervin	-	-	-	-	
-	11	Gomez Canas Ernardo Andres	-	-	-	-	
-	12	Contreras Jhoser	-	-	-	-	
-	13	Chourio Pirela Jesus Danian	-	-	-	-	
-	14	Montoya Martine Maximo Antonio	-	-	-	-	
-	17	Escobar Daniel	-	-	-	-	
-	18	Cedeno Marquez Fredy Ramon	-	-	-	-	
Others			-	-	-	-	
Total Team			35	1	26	62	11.67



Reception

Eff. %
Limit: 25.00%


Rk	No	Name	Excellents	Faults	Serve Receptions	Total Attempts	Note
1	12	Contreras Jhoser	6	-	10	16	37.50
2	4	Mata Héctor	6	2	8	16	25.00
3	14	Montoya Martine Maximo Antonio	2	1	18	21	4.76
-	13	Chourio Pirela Jesus Danian	-	-	2	2	
-	3	Gonzalez Fernando	-	-	-	-	
-	6	Paez Carlos	-	-	-	-	
-	9	Carrasco José	-	-	-	-	
-	10	Pinerua Kervin	-	-	-	-	
-	11	Gomez Canas Ernardo Andres	-	-	-	-	
-	17	Escobar Daniel	-	-	-	-	
-	18	Cedeno Marquez Fredy Ramon	-	-	-	-	
-	8	Salerno Hector	-	1	4	5	
Others			-	-	-	-	
Total Team			14	4	42	60	16.67

Match: 3 **Date:** 31.08.2014 **Spectators:** 2'351
City: Wrocław
Hall: Hala Stulecia
Match duration: Start: 16:30 End: 18:12 Total: 1:42

Teams	Sets	1	2	3	4	5	Total
VEN	0	23	17	19			59
ARG	3	25	25	25			75
Set duration		0:27	0:26	0:26			1:19




ARG • Argentina



Spike

Succ. %
Limit: 15.00%

Rk	No	Name	Spikes	Faults	Shots	Total Attempts	Note
1	7	Conte Facundo	14	1	7	22	63.64
2	10	Gonzalez José Luis	11	2	5	18	61.11
-	2	Filardi Javier	4	2	5	11	
-	11	Solé Sebastian	6	-	2	8	
-	14	Crer Pablo	5	1	2	8	
-	1	Darraidou Santiago	1	-	1	2	
-	9	Quiroga Rodrigo	1	-	1	2	
-	16	Ramos Martin	2	-	-	2	
-	20	Toro Alejandro	1	-	-	1	
-	5	Uriarte Nicolás	-	-	-	-	
-	15	De Cecco Luciano	-	-	-	-	
-	21	Closter Sebastián	-	-	-	-	
Others			-	-	-	-	
Total Team			45	6	23	74	60.81



Block

Avg. by set

Rk	No	Name	Kill Blocks	Faults	Rebounds	Total Attempts	Note
1	14	Crer Pablo	3	6	3	12	1.00
2	5	Uriarte Nicolás	2	-	-	2	0.67
2	11	Solé Sebastian	2	7	-	9	0.67
-	15	De Cecco Luciano	-	-	-	-	
-	20	Toro Alejandro	-	-	-	-	
-	21	Closter Sebastián	-	-	-	-	
-	7	Conte Facundo	-	6	3	9	
-	9	Quiroga Rodrigo	-	2	1	3	
-	2	Filardi Javier	-	4	1	5	
-	1	Darraidou Santiago	-	2	-	2	
-	10	Gonzalez José Luis	-	1	-	1	
-	16	Ramos Martin	-	1	-	1	
Others			-	-	-	-	
Total Team			7	29	8	44	2.33


Match: 3 Date: 31.08.2014 Spectators: 2'351
 City: Wrocław
 Hall: Hala Stulecia
 Match duration: Start: 16:30 End: 18:12 Total: 1:42

Teams	Sets	1	2	3	4	5	Total
VEN	0	23	17	19			59
ARG	3	25	25	25			75
Set duration		0:27	0:26	0:26			1:19



ARG • Argentina

Rk	No	Name	Aces	Faults	Serve Hits	Total Attempts	Note
1	5	Uriarte Nicolás	2	2	11	15	0.67
2	7	Conte Facundo	1	1	11	13	0.33
2	2	Filardi Javier	1	3	3	7	0.33
-	1	Darraidou Santiago	-	-	-	-	
-	14	Crer Pablo	-	-	6	6	
-	21	Closter Sebastián	-	-	-	-	
-	11	Solé Sebastian	-	1	12	13	
-	10	Gonzalez José Luis	-	3	8	11	
-	16	Ramos Martin	-	1	2	3	
-	20	Toro Alejandro	-	1	2	3	
-	9	Quiroga Rodrigo	-	1	1	2	
-	15	De Cecco Luciano	-	1	-	1	
Others			-	-	-	-	
Total Team			4	14	56	74	1.33




Serve

Avg. by set

Team	Opponent errors & Team faults	Aces	Faults	Total Attempts
		19	-	19

Rk	No	Name	Digs	Faults	Receptions	Total Attempts	Note
1	21	Closter Sebastián	13	-	2	15	4.33
2	2	Filardi Javier	6	1	1	8	2.00
3	5	Uriarte Nicolás	5	1	-	6	1.67
4	7	Conte Facundo	4	1	2	7	1.33
4	10	Gonzalez José Luis	4	2	1	7	1.33
6	11	Solé Sebastian	3	-	-	3	1.00
7	15	De Cecco Luciano	1	-	-	1	0.33
7	16	Ramos Martin	1	-	-	1	0.33
7	14	Crer Pablo	1	2	2	5	0.33
-	1	Darraidou Santiago	-	-	-	-	
-	9	Quiroga Rodrigo	-	-	-	-	
-	20	Toro Alejandro	-	-	-	-	
Others			-	-	-	-	
Total Team			38	7	8	53	12.67



Dig

Avg. by set



Match: 3 Date: 31.08.2014 Spectators: 2'351

City: Wrocław


Hall: Hala Stulecia

Match duration: Start: 16:30 End: 18:12 Total: 1:42

Teams	Sets	1	2	3	4	5	Total
VEN	0	23	17	19			59
ARG	3	25	25	25			75
Set duration		0:27	0:26	0:26			1:19




ARG • Argentina



Set

Avg. by set

Rk	No	Name	Running Sets	Faults	Still Sets	Total Attempts	Note
1	5	Uriarte Nicolás	39	2	9	50	13.00
2	15	De Cecco Luciano	8	-	3	11	2.67
-	1	Darraidou Santiago	-	-	-	-	
-	2	Filardi Javier	-	-	-	-	
-	7	Conte Facundo	-	-	-	-	
-	9	Quiroga Rodrigo	-	-	-	-	
-	10	Gonzalez José Luis	-	-	-	-	
-	11	Solé Sebastian	-	-	-	-	
-	14	Crer Pablo	-	-	-	-	
-	16	Ramos Martin	-	-	-	-	
-	20	Toro Alejandro	-	-	-	-	
-	21	Closter Sebastián	-	-	-	-	
Others			-	-	-	-	
Total Team			47	2	12	61	15.67



Reception

Eff. %
Limit: 25.00%


Rk	No	Name	Excellents	Faults	Serve Receptions	Total Attempts	Note
1	2	Filardi Javier	13	-	7	20	65.00
2	7	Conte Facundo	6	-	6	12	50.00
2	21	Closter Sebastián	7	1	4	12	50.00
-	9	Quiroga Rodrigo	1	-	2	3	
-	20	Toro Alejandro	1	-	-	1	
-	1	Darraidou Santiago	-	-	-	-	
-	5	Uriarte Nicolás	-	-	-	-	
-	10	Gonzalez José Luis	-	-	-	-	
-	11	Solé Sebastian	-	-	-	-	
-	14	Crer Pablo	-	-	-	-	
-	15	De Cecco Luciano	-	-	-	-	
-	16	Ramos Martin	-	-	-	-	
Others			-	-	-	-	
Total Team			28	1	19	48	56.25

Match: 4 **Date:** 31.08.2014 **Spectators:** 4'100
City: Kraków
Hall: Krakow Arena
Match duration: **Start:** 16:40 **End:** 19:14 **Total:** 2:34

Teams	Sets	1	2	3	4	5	Total
BEL	2	21	25	16	25	11	98
USA	3	25	17	25	21	15	103
Set duration		0:31	0:26	0:27	0:30	0:21	2:15




BEL • Belgium



Spike

Succ. %
Limit: 15.00%

Rk	No	Name	Spikes	Faults	Shots	Total Attempts	Note
1	12	Van Walle Gert	10	3	6	19	52.63
2	1	Van Den Dries Bram	6	2	11	19	31.58
3	3	Deroo Sam	9	4	24	37	24.32
-	8	Klinkenberg Kevin	5	2	9	16	
-	9	Verhees Pieter	7	1	3	11	
-	10	Van De Voorde Simon	6	1	4	11	
-	11	Verhanneman Matthijs	2	-	2	4	
-	4	Coolman Pieter	2	-	1	3	
-	5	Depestele Frank	-	-	2	2	
-	7	Claes Gertjan	-	-	-	-	
-	14	Derkoningen Bert	-	-	-	-	
-	16	Valkiers Matthias	-	-	-	-	
Others			-	-	-	-	
Total Team			47	13	62	122	38.52



Block

Avg. by set

Rk	No	Name	Kill Blocks	Faults	Rebounds	Total Attempts	Note
1	12	Van Walle Gert	2	1	3	6	0.40
1	10	Van De Voorde Simon	2	9	17	28	0.40
1	9	Verhees Pieter	2	8	6	16	0.40
1	1	Van Den Dries Bram	2	6	3	11	0.40
5	3	Deroo Sam	1	1	4	6	0.20
5	4	Coolman Pieter	1	3	1	5	0.20
-	7	Claes Gertjan	-	-	-	-	
-	8	Klinkenberg Kevin	-	-	-	-	
-	14	Derkoningen Bert	-	-	-	-	
-	16	Valkiers Matthias	-	-	-	-	
-	5	Depestele Frank	-	3	3	6	
-	11	Verhanneman Matthijs	-	2	-	2	
Others			-	-	-	-	
Total Team			10	33	37	80	2.00

Match: 4 **Date:** 31.08.2014 **Spectators:** 4'100
City: Kraków
Hall: Krakow Arena
Match duration: **Start:** 16:40 **End:** 19:14 **Total:** 2:34

Teams	Sets	1	2	3	4	5	Total
BEL	2	21	25	16	25	11	98
USA	3	25	17	25	21	15	103
Set duration		0:31	0:26	0:27	0:30	0:21	2:15



BEL • Belgium

Rk	No	Name	Aces	Faults	Serve Hits	Total Attempts	Note
1	3	Deroo Sam	2	2	9	13	0.40
2	11	Verhanneman Matthijs	1	1	10	12	0.20
2	5	Depestele Frank	1	4	14	19	0.20
2	8	Klinkenberg Kevin	1	2	4	7	0.20
2	12	Van Walle Gert	1	3	3	7	0.20
-	4	Coolman Pieter	-	-	6	6	
-	7	Claes Gertjan	-	-	-	-	
-	14	Derkoningen Bert	-	-	-	-	
-	16	Valkiers Matthias	-	-	-	-	
-	10	Van De Voorde Simon	-	4	15	19	
-	9	Verhees Pieter	-	3	6	9	
-	1	Van Den Dries Bram	-	3	3	6	
Others			-	-	-	-	
Total Team			6	22	70	98	1.20

Team	Opponent errors & Team faults	Aces	Faults	Total Attempts
		35	2	37

Rk	No	Name	Digs	Faults	Receptions	Total Attempts	Note
1	14	Derkoningen Bert	9	9	15	33	1.80
2	3	Deroo Sam	7	5	4	16	1.40
3	5	Depestele Frank	4	3	11	18	0.80
4	8	Klinkenberg Kevin	3	1	3	7	0.60
5	1	Van Den Dries Bram	2	3	4	9	0.40
5	4	Coolman Pieter	2	1	-	3	0.40
7	11	Verhanneman Matthijs	1	2	4	7	0.20
-	7	Claes Gertjan	-	-	-	-	
-	9	Verhees Pieter	-	-	2	2	
-	12	Van Walle Gert	-	-	3	3	
-	16	Valkiers Matthias	-	-	-	-	
-	10	Van De Voorde Simon	-	2	3	5	
Others			-	-	-	-	
Total Team			28	26	49	103	5.60


Match: 4 Date: 31.08.2014 Spectators: 4'100
 City: Kraków
 Hall: Krakow Arena
 Match duration: Start: 16:40 End: 19:14 Total: 2:34

Teams	Sets	1	2	3	4	5	Total
BEL	2	21	25	16	25	11	98
USA	3	25	17	25	21	15	103
Set duration		0:31	0:26	0:27	0:30	0:21	2:15



BEL • Belgium


Rk	No	Name	Running Sets	Faults	Still Sets	Total Attempts	Note
1	5	Depestele Frank	71	1	22	94	14.20
2	1	Van Den Dries Bram	2	-	-	2	0.40
2	16	Valkiers Matthias	2	-	2	4	0.40
-	3	Deroo Sam	-	-	-	-	
-	4	Coolman Pieter	-	-	-	-	
-	7	Claes Gertjan	-	-	-	-	
-	8	Klinkenberg Kevin	-	-	-	-	
-	9	Verhees Pieter	-	-	-	-	
-	10	Van De Voorde Simon	-	-	-	-	
-	12	Van Walle Gert	-	-	-	-	
-	14	Derkoningen Bert	-	-	-	-	
-	11	Verhanneman Matthijs	-	1	-	1	
Others			-	-	-	-	
Total Team			75	2	24	101	15.00



Set

Avg. by set

Rk	No	Name	Excellents	Faults	Serve Receptions	Total Attempts	Note
1	3	Deroo Sam	26	-	4	30	86.67
2	14	Derkoningen Bert	21	3	5	29	62.07
-	11	Verhanneman Matthijs	6	2	7	15	
-	8	Klinkenberg Kevin	7	-	2	9	
-	4	Coolman Pieter	-	-	1	1	
-	10	Van De Voorde Simon	1	-	-	1	
-	12	Van Walle Gert	1	-	-	1	
-	1	Van Den Dries Bram	-	-	-	-	
-	5	Depestele Frank	-	-	-	-	
-	7	Claes Gertjan	-	-	-	-	
-	9	Verhees Pieter	-	-	-	-	
-	16	Valkiers Matthias	-	-	-	-	
Others			-	-	-	-	
Total Team			62	5	19	86	66.28




Reception


Eff. %
Limit: 25.00%

Match: 4 Date: 31.08.2014 Spectators: 4'100
 City: Kraków
 Hall: Krakow Arena
 Match duration: Start: 16:40 End: 19:14 Total: 2:34

Teams	Sets	1	2	3	4	5	Total
BEL	2	21	25	16	25	11	98
USA	3	25	17	25	21	15	103
Set duration		0:31	0:26	0:27	0:30	0:21	2:15




USA • USA



Spike

Succ. %
Limit: 15.00%

Rk	No	Name	Spikes	Faults	Shots	Total Attempts	Note
1	3	Sander Taylor	22	4	15	41	53.66
2	1	Anderson Matthew	14	8	15	37	37.84
-	10	Ciarelli Antonio	4	4	4	12	
-	17	Holt Maxwell	5	2	4	11	
-	18	Muagututia Garrett	5	2	4	11	
-	4	Lee David	8	1	1	10	
-	11	Christenson Micah	-	-	3	3	
-	15	Clark Carson	-	-	2	2	
-	6	Lotman Paul	-	-	-	-	
-	7	Shoji Kawika	-	-	-	-	
-	20	Smith David	-	-	-	-	
-	21	Vogel Nicholas	-	-	-	-	
-	22	Shoji Erik	-	-	-	-	
Others			-	-	-	-	
Total Team			58	21	48	127	45.67




Block

Avg. by set

Rk	No	Name	Kill Blocks	Faults	Rebounds	Total Attempts	Note
1	17	Holt Maxwell	3	9	16	28	0.60
2	4	Lee David	2	11	10	23	0.40
3	3	Sander Taylor	1	5	3	9	0.20
-	6	Lotman Paul	-	-	-	-	
-	7	Shoji Kawika	-	-	-	-	
-	15	Clark Carson	-	-	2	2	
-	18	Muagututia Garrett	-	-	3	3	
-	20	Smith David	-	-	-	-	
-	21	Vogel Nicholas	-	-	-	-	
-	22	Shoji Erik	-	-	-	-	
-	11	Christenson Micah	-	2	7	9	
-	10	Ciarelli Antonio	-	1	2	3	
-	1	Anderson Matthew	-	3	1	4	
Others			-	-	-	-	
Total Team			6	31	44	81	1.20


Match: 4 **Date:** 31.08.2014 **Spectators:** 4'100
City: Kraków
Hall: Krakow Arena
Match duration: **Start:** 16:40 **End:** 19:14 **Total:** 2:34

Teams	Sets	1	2	3	4	5	Total
BEL	2	21	25	16	25	11	98
USA	3	25	17	25	21	15	103
Set duration		0:31	0:26	0:27	0:30	0:21	2:15



USA • USA

Rk	No	Name	Aces	Faults	Serve Hits	Total Attempts	Note
1	17	Holt Maxwell	3	5	14	22	0.60
2	11	Christenson Micah	1	1	16	18	0.20
2	3	Sander Taylor	1	3	10	14	0.20
-	6	Lotman Paul	-	-	-	-	
-	15	Clark Carson	-	-	1	1	
-	20	Smith David	-	-	-	-	
-	21	Vogel Nicholas	-	-	-	-	
-	22	Shoji Erik	-	-	-	-	
-	4	Lee David	-	1	15	16	
-	10	Ciarelli Antonio	-	1	8	9	
-	18	Muagututia Garrett	-	1	5	6	
-	1	Anderson Matthew	-	4	11	15	
-	7	Shoji Kawika	-	1	1	2	
Others			-	-	-	-	
Total Team			5	17	81	103	1.00




Serve

Avg. by set

Team	Opponent errors & Team faults	Aces	Faults	Total Attempts
	Opponent errors & Team faults	34	-	34

Rk	No	Name	Digs	Faults	Receptions	Total Attempts	Note
1	1	Anderson Matthew	8	2	4	14	1.60
2	22	Shoji Erik	7	1	11	19	1.40
3	10	Ciarelli Antonio	6	2	2	10	1.20
4	17	Holt Maxwell	5	1	4	10	1.00
4	11	Christenson Micah	5	4	5	14	1.00
4	3	Sander Taylor	5	7	6	18	1.00
7	4	Lee David	2	2	2	6	0.40
7	18	Muagututia Garrett	2	2	2	6	0.40
-	6	Lotman Paul	-	-	-	-	
-	15	Clark Carson	-	-	3	3	
-	20	Smith David	-	-	-	-	
-	21	Vogel Nicholas	-	-	-	-	
-	7	Shoji Kawika	-	2	2	4	
Others			-	-	-	-	
Total Team			40	23	41	104	8.00




Dig

Avg. by set




Match: 4 **Date:** 31.08.2014 **Spectators:** 4'100
City: Kraków
Hall: Krakow Arena
Match duration: **Start:** 16:40 **End:** 19:14 **Total:** 2:34

Teams	Sets	1	2	3	4	5	Total
BEL	2	21	25	16	25	11	98
USA	3	25	17	25	21	15	103
Set duration		0:31	0:26	0:27	0:30	0:21	2:15




USA • USA



Set

Avg. by set

Rk	No	Name	Running Sets	Faults	Still Sets	Total Attempts	Note
1	11	Christenson Micah	58	-	30	88	11.60
2	7	Shoji Kawika	7	-	1	8	1.40
3	4	Lee David	1	-	-	1	0.20
-	1	Anderson Matthew	-	-	-	-	
-	3	Sander Taylor	-	-	1	1	
-	6	Lotman Paul	-	-	-	-	
-	10	Ciarelli Antonio	-	-	-	-	
-	15	Clark Carson	-	-	-	-	
-	17	Holt Maxwell	-	-	-	-	
-	18	Muagututia Garrett	-	-	-	-	
-	20	Smith David	-	-	-	-	
-	21	Vogel Nicholas	-	-	-	-	
-	22	Shoji Erik	-	-	-	-	
Others			-	-	-	-	
Total Team			66	-	32	98	13.20



Reception

Eff. %
Limit: 25.00%


Rk	No	Name	Excellents	Faults	Serve Receptions	Total Attempts	Note
1	3	Sander Taylor	14	2	7	23	52.17
-	18	Muagututia Garrett	10	3	3	16	
-	22	Shoji Erik	11	-	1	12	
-	1	Anderson Matthew	6	-	4	10	
-	10	Ciarelli Antonio	7	-	2	9	
-	17	Holt Maxwell	1	1	1	3	
-	4	Lee David	2	-	-	2	
-	11	Christenson Micah	-	-	1	1	
-	6	Lotman Paul	-	-	-	-	
-	7	Shoji Kawika	-	-	-	-	
-	15	Clark Carson	-	-	-	-	
-	20	Smith David	-	-	-	-	
-	21	Vogel Nicholas	-	-	-	-	
Others			-	-	-	-	
Total Team			51	6	19	76	59.21

Match: 5 **Date:** 31.08.2014 **Spectators:** 2'201
City: Wroclaw
Hall: Hala Stulecia
Match duration: Start: 20:25 End: 21:53 Total: 1:28

Teams	Sets	1	2	3	4	5	Total
CMR	0	22	15	18			55
AUS	3	25	25	25			75
Set duration		0:26	0:26	0:23			1:15




CMR • Cameroon



Spike

Succ. %
Limit: 15.00%

Rk	No	Name	Spikes	Faults	Shots	Total Attempts	Note
1	7	Ndaki Mboulet Jean Patrice	11	6	3	20	55.00
2	14	Wounembaina Nathan	6	6	7	19	31.58
-	15	Kody Bitjaa Yvan Arthur	6	1	1	8	
-	1	Nongni Zanguim Mefani Olivier	1	4	3	8	
-	6	Dolegombai Sem	4	2	1	7	
-	18	Feughouo David	3	-	1	4	
-	10	Moussa Maliki	-	1	1	2	
-	2	Mbutngam Ahmed Awal	-	-	-	-	
-	8	Nyabeye Jean Junior	-	-	-	-	
-	9	Kofane Boyomo Joseph Herve	-	-	-	-	
-	16	Fossi Kamto Alain	-	-	-	-	
-	17	Ag Serge Patrice	-	-	-	-	
Others			-	-	-	-	
Total Team			31	20	17	68	45.59



Block

Avg. by set

Rk	No	Name	Kill Blocks	Faults	Rebounds	Total Attempts	Note
1	14	Wounembaina Nathan	2	3	2	7	0.67
2	7	Ndaki Mboulet Jean Patrice	1	-	1	2	0.33
2	1	Nongni Zanguim Mefani Olivier	1	7	2	10	0.33
2	6	Dolegombai Sem	1	8	1	10	0.33
-	10	Moussa Maliki	-	-	-	-	
-	15	Kody Bitjaa Yvan Arthur	-	-	3	3	
-	16	Fossi Kamto Alain	-	-	-	-	
-	17	Ag Serge Patrice	-	-	-	-	
-	2	Mbutngam Ahmed Awal	-	2	-	2	
-	8	Nyabeye Jean Junior	-	1	-	1	
-	9	Kofane Boyomo Joseph Herve	-	1	-	1	
-	18	Feughouo David	-	1	-	1	
Others			-	-	-	-	
Total Team			5	23	9	37	1.67

Match: 5 **Date:** 31.08.2014 **Spectators:** 2'201
City: Wroclaw
Hall: Hala Stulecia
Match duration: **Start:** 20:25 **End:** 21:53 **Total:** 1:28

Teams	Sets	1	2	3	4	5	Total
CMR	0	22	15	18			55
AUS	3	25	25	25			75
Set duration		0:26	0:26	0:23			1:15



CMR • Cameroon

Rk	No	Name	Aces	Faults	Serve Hits	Total Attempts	Note
1	15	Kody Bitjaa Yvan Arthur	3	3	3	9	1.00
2	6	Dolegombai Sem	1	-	7	8	0.33
2	14	Wounembaina Nathan	1	2	7	10	0.33
-	1	Nongni Zanguim Mefani Olivier	-	-	9	9	
-	8	Nyabeye Jean Junior	-	-	-	-	
-	10	Moussa Maliki	-	-	1	1	
-	16	Fossi Kamto Alain	-	-	-	-	
-	17	Ag Serge Patrice	-	-	-	-	
-	2	Mbutngam Ahmed Awal	-	1	7	8	
-	7	Ndaki Mboulet Jean Patrice	-	3	4	7	
-	9	Kofane Boyomo Joseph Herve	-	1	1	2	
-	18	Feughouo David	-	1	1	2	
Others			-	-	-	-	
Total Team			5	11	40	56	1.67

Team	Opponent errors & Team faults	Aces	Faults	Total Attempts
		14	1	15

Rk	No	Name	Digs	Faults	Receptions	Total Attempts	Note
1	14	Wounembaina Nathan	7	3	2	12	2.33
2	7	Ndaki Mboulet Jean Patrice	6	2	-	8	2.00
2	2	Mbutngam Ahmed Awal	6	4	1	11	2.00
4	15	Kody Bitjaa Yvan Arthur	4	-	4	8	1.33
5	1	Nongni Zanguim Mefani Olivier	3	1	1	5	1.00
5	16	Fossi Kamto Alain	3	4	1	8	1.00
7	10	Moussa Maliki	2	1	-	3	0.67
8	6	Dolegombai Sem	1	1	-	2	0.33
-	8	Nyabeye Jean Junior	-	-	-	-	
-	9	Kofane Boyomo Joseph Herve	-	-	-	-	
-	17	Ag Serge Patrice	-	-	-	-	
-	18	Feughouo David	-	-	1	1	
Others			-	-	-	-	
Total Team			32	16	10	58	10.67


Match: 5 **Date:** 31.08.2014 **Spectators:** 2'201
City: Wroclaw
Hall: Hala Stulecia
Match duration: **Start:** 20:25 **End:** 21:53 **Total:** 1:28

Teams	Sets	1	2	3	4	5	Total
CMR	0	22	15	18			55
AUS	3	25	25	25			75
Set duration		0:26	0:26	0:23			1:15



CMR • Cameroon


Rk	No	Name	Running Sets	Faults	Still Sets	Total Attempts	Note
1	2	Mbutngam Ahmed Awal	30	-	28	58	10.00
2	17	Ag Serge Patrice	1	-	-	1	0.33
-	1	Nongni Zanguim Mefani Olivier	-	-	-	-	
-	6	Dolegombai Sem	-	-	-	-	
-	7	Ndaki Mboulet Jean Patrice	-	-	-	-	
-	8	Nyabeye Jean Junior	-	-	-	-	
-	9	Kofane Boyomo Joseph Herve	-	-	-	-	
-	10	Moussa Maliki	-	-	-	-	
-	14	Wounembaina Nathan	-	-	-	-	
-	15	Kody Bitjaa Yvan Arthur	-	-	-	-	
-	16	Fossi Kamto Alain	-	-	-	-	
-	18	Feughouo David	-	-	-	-	
Others			-	-	-	-	
Total Team			31	-	28	59	10.33



Set

Avg. by set

Rk	No	Name	Excellents	Faults	Serve Receptions	Total Attempts	Note
1	16	Fossi Kamto Alain	9	-	7	16	56.25
2	14	Wounembaina Nathan	8	2	10	20	30.00
3	15	Kody Bitjaa Yvan Arthur	7	2	10	19	26.32
-	10	Moussa Maliki	5	-	3	8	
-	1	Nongni Zanguim Mefani Olivier	-	-	-	-	
-	2	Mbutngam Ahmed Awal	-	-	-	-	
-	6	Dolegombai Sem	-	-	-	-	
-	7	Ndaki Mboulet Jean Patrice	-	-	-	-	
-	8	Nyabeye Jean Junior	-	-	-	-	
-	9	Kofane Boyomo Joseph Herve	-	-	-	-	
-	17	Ag Serge Patrice	-	-	-	-	
-	18	Feughouo David	-	-	-	-	
Others			-	-	-	-	
Total Team			29	4	30	63	39.68



Reception

Eff. %
Limit: 25.00%




Match: 5 Date: 31.08.2014 Spectators: 2'201
 City: Wrocław
 Hall: Hala Stulecia
 Match duration: Start: 20:25 End: 21:53 Total: 1:28

Teams	Sets	1	2	3	4	5	Total
CMR	0	22	15	18			55
AUS	3	25	25	25			75
Set duration		0:26	0:26	0:23			1:15




AUS • Australia



Spike

Succ. %
Limit: 15.00%

Rk	No	Name	Spikes	Faults	Shots	Total Attempts	Note
1	12	Mote Nehemiah	7	-	3	10	70.00
2	9	White Adam	9	-	4	13	69.23
3	6	Edgar Thomas	14	5	6	25	56.00
4	16	Smith Luke	5	2	4	11	45.45
-	1	Zingel Aidan	3	1	1	5	
-	3	Roberts Nathan	-	-	-	-	
-	5	Passier Travis	-	-	-	-	
-	7	Peacock Harrison	-	-	-	-	
-	11	Perry Luke	-	-	-	-	
-	14	Sukochev Grigory	-	-	-	-	
-	15	Douglas-Powell Thomas Ewen	-	-	-	-	
-	17	Carroll Paul	-	-	-	-	
Others			-	-	-	-	
Total Team			38	8	18	64	59.38



Block

Avg. by set


Rk	No	Name	Kill Blocks	Faults	Rebounds	Total Attempts	Note
1	6	Edgar Thomas	4	1	3	8	1.33
2	12	Mote Nehemiah	3	8	3	14	1.00
3	1	Zingel Aidan	1	6	1	8	0.33
3	9	White Adam	1	4	-	5	0.33
-	3	Roberts Nathan	-	-	-	-	
-	5	Passier Travis	-	-	-	-	
-	7	Peacock Harrison	-	-	-	-	
-	11	Perry Luke	-	-	-	-	
-	15	Douglas-Powell Thomas Ewen	-	-	-	-	
-	17	Carroll Paul	-	-	-	-	
-	16	Smith Luke	-	2	1	3	
-	14	Sukochev Grigory	-	8	1	9	
Others			-	-	-	-	
Total Team			9	29	9	47	3.00

Match: 5 **Date:** 31.08.2014 **Spectators:** 2'201
City: Wroclaw
Hall: Hala Stulecia
Match duration: **Start:** 20:25 **End:** 21:53 **Total:** 1:28

Teams	Sets	1	2	3	4	5	Total
CMR	0	22	15	18			55
AUS	3	25	25	25			75
Set duration		0:26	0:26	0:23			1:15



AUS • Australia




Serve

Avg. by set

Rk	No	Name	Aces	Faults	Serve Hits	Total Attempts	Note
1	16	Smith Luke	3	3	14	20	1.00
2	14	Sukochev Grigory	1	-	11	12	0.33
-	3	Roberts Nathan	-	-	-	-	
-	5	Passier Travis	-	-	-	-	
-	7	Peacock Harrison	-	-	-	-	
-	11	Perry Luke	-	-	-	-	
-	15	Douglas-Powell Thomas Ewen	-	-	-	-	
-	17	Carroll Paul	-	-	-	-	
-	12	Mote Nehemiah	-	1	9	10	
-	1	Zingel Aidan	-	1	8	9	
-	9	White Adam	-	2	9	11	
-	6	Edgar Thomas	-	4	8	12	
Others			-	-	-	-	
Total Team			4	11	59	74	1.33

Team

Opponent errors & Team faults	24	-	24
-------------------------------	----	---	----



Dig

Avg. by set


Rk	No	Name	Digs	Faults	Receptions	Total Attempts	Note
1	11	Perry Luke	11	-	-	11	3.67
2	9	White Adam	5	-	-	5	1.67
3	1	Zingel Aidan	4	-	-	4	1.33
3	14	Sukochev Grigory	4	1	2	7	1.33
5	6	Edgar Thomas	3	-	-	3	1.00
5	16	Smith Luke	3	1	2	6	1.00
7	12	Mote Nehemiah	1	-	-	1	0.33
7	17	Carroll Paul	1	-	-	1	0.33
-	3	Roberts Nathan	-	-	-	-	
-	5	Passier Travis	-	-	-	-	
-	7	Peacock Harrison	-	-	-	-	
-	15	Douglas-Powell Thomas Ewen	-	-	-	-	
Others			-	-	-	-	
Total Team			32	2	4	38	10.67

Match: 5 **Date:** 31.08.2014 **Spectators:** 2'201
City: Wroclaw
Hall: Hala Stulecia
Match duration: **Start:** 20:25 **End:** 21:53 **Total:** 1:28

Teams	Sets	1	2	3	4	5	Total
CMR	0	22	15	18			55
AUS	3	25	25	25			75
Set duration		0:26	0:26	0:23			1:15




AUS • Australia



Set

Avg. by set

Rk	No	Name	Running Sets	Faults	Still Sets	Total Attempts	Note
1	14	Sukochev Grigory	34	-	18	52	11.33
-	1	Zingel Aidan	-	-	-	-	
-	3	Roberts Nathan	-	-	-	-	
-	5	Passier Travis	-	-	-	-	
-	6	Edgar Thomas	-	-	-	-	
-	7	Peacock Harrison	-	-	2	2	
-	9	White Adam	-	-	-	-	
-	11	Perry Luke	-	-	-	-	
-	12	Mote Nehemiah	-	-	-	-	
-	15	Douglas-Powell Thomas Ewen	-	-	-	-	
-	16	Smith Luke	-	-	-	-	
-	17	Carroll Paul	-	-	-	-	
Others			-	-	-	-	
Total Team			34	-	20	54	11.33



Reception

Eff. %
Limit: 25.00%


Rk	No	Name	Excellents	Faults	Serve Receptions	Total Attempts	Note
1	16	Smith Luke	6	-	6	12	50.00
2	9	White Adam	6	1	8	15	33.33
3	11	Perry Luke	5	4	8	17	5.88
-	1	Zingel Aidan	1	-	-	1	
-	3	Roberts Nathan	-	-	-	-	
-	5	Passier Travis	-	-	-	-	
-	6	Edgar Thomas	-	-	-	-	
-	7	Peacock Harrison	-	-	-	-	
-	12	Mote Nehemiah	-	-	-	-	
-	14	Sukochev Grigory	-	-	-	-	
-	15	Douglas-Powell Thomas Ewen	-	-	-	-	
-	17	Carroll Paul	-	-	-	-	
Others			-	-	-	-	
Total Team			18	5	22	45	28.89

Match: 6 **Date:** 31.08.2014 **Spectators:** 3'900
City: Kraków
Hall: Krakow Arena
Match duration: Start: 20:25 End: 22:05 Total: 1:40

Teams	Sets	1	2	3	4	5	Total
PUR	0	23	22	24			69
FRA	3	25	25	26			76
Set duration		0:27	0:28	0:32			1:27




PUR • Puerto Rico



Spike

Succ. %
Limit: 15.00%

Rk	No	Name	Spikes	Faults	Shots	Total Attempts	Note
1	12	Soto Hector	12	3	6	21	57.14
2	11	Torres Maurice	13	5	8	26	50.00
-	5	Muñiz Roberto	6	-	4	10	
-	14	Roman Mannix	6	2	2	10	
-	1	Rivera Jose	2	2	2	6	
-	2	Goas Edgardo	2	-	1	3	
-	10	Cruz Ezequiel	-	3	-	3	
-	4	Del Valle Dennis	-	-	-	-	
-	16	Rivera Jackson	-	-	-	-	
-	17	Sierra Pedrito	-	-	-	-	
-	19	Ortiz Jean Carlos	-	-	-	-	
-	20	Morales Fernando	-	-	-	-	
Others			-	-	-	-	
Total Team			41	15	23	79	51.90



Block

Avg. by set

Rk	No	Name	Kill Blocks	Faults	Rebounds	Total Attempts	Note
-	4	Del Valle Dennis	-	-	-	-	
-	10	Cruz Ezequiel	-	-	-	-	
-	16	Rivera Jackson	-	-	-	-	
-	17	Sierra Pedrito	-	-	-	-	
-	19	Ortiz Jean Carlos	-	-	-	-	
-	20	Morales Fernando	-	-	-	-	
-	11	Torres Maurice	-	1	3	4	
-	1	Rivera Jose	-	3	5	8	
-	2	Goas Edgardo	-	3	2	5	
-	5	Muñiz Roberto	-	7	3	10	
-	14	Roman Mannix	-	10	2	12	
-	12	Soto Hector	-	3	-	3	
Others			-	-	-	-	
Total Team			-	27	15	42	


Match: 6 **Date:** 31.08.2014 **Spectators:** 3'900
City: Kraków
Hall: Krakow Arena
Match duration: Start: 20:25 End: 22:05 Total: 1:40

Teams	Sets	1	2	3	4	5	Total
PUR	0	23	22	24			69
FRA	3	25	25	26			76
Set duration		0:27	0:28	0:32			1:27



PUR • Puerto Rico

Rk	No	Name	Aces	Faults	Serve Hits	Total Attempts	Note
1	14	Roman Mannix	2	5	10	17	0.67
2	2	Goas Edgardo	1	2	9	12	0.33
2	5	Muñiz Roberto	1	3	4	8	0.33
-	4	Del Valle Dennis	-	-	-	-	
-	10	Cruz Ezequiel	-	-	2	2	
-	16	Rivera Jackson	-	-	-	-	
-	17	Sierra Pedrito	-	-	-	-	
-	19	Ortiz Jean Carlos	-	-	-	-	
-	20	Morales Fernando	-	-	-	-	
-	12	Soto Hector	-	1	11	12	
-	1	Rivera Jose	-	2	6	8	
-	11	Torres Maurice	-	3	8	11	
Others			-	-	-	-	
Total Team			4	16	50	70	1.33




Serve

Avg. by set

Team	Opponent errors & Team faults	Aces	Faults	Total Attempts
	Opponent errors & Team faults	24	-	24

Rk	No	Name	Digs	Faults	Receptions	Total Attempts	Note
1	4	Del Valle Dennis	6	2	5	13	2.00
2	12	Soto Hector	5	2	2	9	1.67
2	1	Rivera Jose	5	3	1	9	1.67
4	2	Goas Edgardo	3	4	1	8	1.00
5	11	Torres Maurice	2	-	-	2	0.67
6	5	Muñiz Roberto	1	-	-	1	0.33
-	10	Cruz Ezequiel	-	-	1	1	
-	16	Rivera Jackson	-	-	-	-	
-	17	Sierra Pedrito	-	-	-	-	
-	19	Ortiz Jean Carlos	-	-	-	-	
-	20	Morales Fernando	-	-	-	-	
-	14	Roman Mannix	-	1	-	1	
Others			-	-	-	-	
Total Team			22	12	10	44	7.33



Dig

Avg. by set




Match: 6 **Date:** 31.08.2014 **Spectators:** 3'900
City: Kraków
Hall: Krakow Arena
Match duration: Start: 20:25 End: 22:05 Total: 1:40

Teams	Sets	1	2	3	4	5	Total
PUR	0	23	22	24			69
FRA	3	25	25	26			76
Set duration		0:27	0:28	0:32			1:27




PUR • Puerto Rico



Set

Avg. by set

Rk	No	Name	Running Sets	Faults	Still Sets	Total Attempts	Note
1	2	Goas Edgardo	40	-	28	68	13.33
-	1	Rivera Jose	-	-	-	-	
-	4	Del Valle Dennis	-	-	-	-	
-	5	Muñiz Roberto	-	-	-	-	
-	10	Cruz Ezequiel	-	-	-	-	
-	11	Torres Maurice	-	-	-	-	
-	12	Soto Hector	-	-	-	-	
-	14	Roman Mannix	-	-	-	-	
-	16	Rivera Jackson	-	-	-	-	
-	17	Sierra Pedrito	-	-	-	-	
-	19	Ortiz Jean Carlos	-	-	-	-	
-	20	Morales Fernando	-	-	-	-	
Others			-	-	-	-	
Total Team			40	-	28	68	13.33



Reception

Eff. %
Limit: 25.00%


Rk	No	Name	Excellents	Faults	Serve Receptions	Total Attempts	Note
1	4	Del Valle Dennis	17	1	4	22	72.73
2	12	Soto Hector	15	3	3	21	57.14
3	1	Rivera Jose	9	1	7	17	47.06
-	10	Cruz Ezequiel	2	1	1	4	
-	5	Muñiz Roberto	2	-	-	2	
-	2	Goas Edgardo	1	-	-	1	
-	11	Torres Maurice	-	-	-	-	
-	14	Roman Mannix	-	-	-	-	
-	16	Rivera Jackson	-	-	-	-	
-	17	Sierra Pedrito	-	-	-	-	
-	19	Ortiz Jean Carlos	-	-	-	-	
-	20	Morales Fernando	-	-	-	-	
Others			-	-	-	-	
Total Team			46	6	15	67	59.70

Match: 6 **Date:** 31.08.2014 **Spectators:** 3'900
City: Kraków
Hall: Krakow Arena
Match duration: Start: 20:25 End: 22:05 Total: 1:40

Teams	Sets	1	2	3	4	5	Total
PUR	0	23	22	24			69
FRA	3	25	25	26			76
Set duration		0:27	0:28	0:32			1:27




FRA • France



Spike

Succ. %
Limit: 15.00%

Rk	No	Name	Spikes	Faults	Shots	Total Attempts	Note
1	9	Ngapeth Earvin	8	1	7	16	50.00
2	16	Marechal Nicolas	7	1	9	17	41.18
3	4	Rouzier Antonin	10	5	10	25	40.00
-	10	Le Roux Kevin	5	2	1	8	
-	14	Le Goff Nicolas	4	-	-	4	
-	6	Toniutti Benjamin	-	-	1	1	
-	7	Tillie Kevin	1	-	-	1	
-	1	Aguenier Jonas	-	-	-	-	
-	2	Grebennikov Jenia	-	-	-	-	
-	15	Tuia Samuele	-	-	-	-	
-	17	Lafitte Franck	-	-	-	-	
-	18	Jaumel Yoann	-	-	-	-	
Others			-	-	-	-	
Total Team			35	9	28	72	48.61



Block

Avg. by set


Rk	No	Name	Kill Blocks	Faults	Rebounds	Total Attempts	Note
1	10	Le Roux Kevin	3	9	2	14	1.00
1	14	Le Goff Nicolas	3	10	-	13	1.00
3	9	Ngapeth Earvin	1	2	3	6	0.33
-	1	Aguenier Jonas	-	-	-	-	
-	2	Grebennikov Jenia	-	-	-	-	
-	7	Tillie Kevin	-	-	-	-	
-	15	Tuia Samuele	-	-	-	-	
-	18	Jaumel Yoann	-	-	-	-	
-	4	Rouzier Antonin	-	4	2	6	
-	16	Marechal Nicolas	-	4	1	5	
-	6	Toniutti Benjamin	-	3	-	3	
-	17	Lafitte Franck	-	2	-	2	
Others			-	-	-	-	
Total Team			7	34	8	49	2.33

Match: 6 **Date:** 31.08.2014 **Spectators:** 3'900
City: Kraków
Hall: Krakow Arena
Match duration: Start: 20:25 End: 22:05 Total: 1:40

Teams	Sets	1	2	3	4	5	Total
PUR	0	23	22	24			69
FRA	3	25	25	26			76
Set duration		0:27	0:28	0:32			1:27



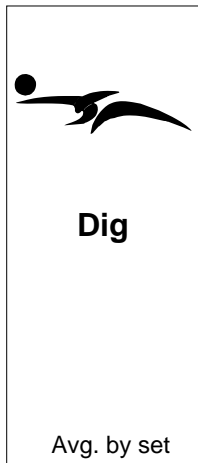
FRA • France



Rk	No	Name	Aces	Faults	Serve Hits	Total Attempts	Note
1	10	Le Roux Kevin	3	1	10	14	1.00
2	4	Rouzier Antonin	2	-	13	15	0.67
3	6	Toniutti Benjamin	1	1	7	9	0.33
-	1	Aguenier Jonas	-	-	-	-	
-	2	Grebennikov Jenia	-	-	-	-	
-	7	Tillie Kevin	-	-	2	2	
-	14	Le Goff Nicolas	-	-	12	12	
-	15	Tuia Samuele	-	-	-	-	
-	17	Lafitte Franck	-	-	-	-	
-	9	Ngapeth Earvin	-	2	7	9	
-	16	Marechal Nicolas	-	3	10	13	
-	18	Jaumel Yoann	-	1	-	1	
Others			-	-	-	-	
Total Team			6	8	61	75	2.00



Opponent errors & Team faults	28	-	28
-------------------------------	----	---	----



Rk	No	Name	Digs	Faults	Receptions	Total Attempts	Note
1	2	Grebennikov Jenia	14	2	2	18	4.67
2	9	Ngapeth Earvin	4	1	2	7	1.33
3	16	Marechal Nicolas	3	2	3	8	1.00
3	10	Le Roux Kevin	3	2	-	5	1.00
5	14	Le Goff Nicolas	2	-	2	4	0.67
5	6	Toniutti Benjamin	2	3	1	6	0.67
7	4	Rouzier Antonin	1	3	1	5	0.33
-	1	Aguenier Jonas	-	-	-	-	
-	15	Tuia Samuele	-	-	-	-	
-	17	Lafitte Franck	-	-	-	-	
-	18	Jaumel Yoann	-	-	-	-	
-	7	Tillie Kevin	-	1	-	1	
Others			-	-	-	-	
Total Team			29	14	11	54	9.67

Match: 6 **Date:** 31.08.2014 **Spectators:** 3'900
City: Kraków
Hall: Krakow Arena
Match duration: Start: 20:25 End: 22:05 Total: 1:40

Teams	Sets	1	2	3	4	5	Total
PUR	0	23	22	24			69
FRA	3	25	25	26			76
Set duration		0:27	0:28	0:32			1:27



FRA • France



Set

Avg. by set

Rk	No	Name	Running Sets	Faults	Still Sets	Total Attempts	Note
1	6	Toniutti Benjamin	42	-	15	57	14.00
2	2	Grebennikov Jenia	1	-	-	1	0.33
-	1	Aguenier Jonas	-	-	-	-	
-	4	Rouzier Antonin	-	-	-	-	
-	7	Tillie Kevin	-	-	-	-	
-	9	Ngapeth Earvin	-	-	2	2	
-	10	Le Roux Kevin	-	-	-	-	
-	14	Le Goff Nicolas	-	-	-	-	
-	15	Tuia Samuele	-	-	-	-	
-	16	Marechal Nicolas	-	-	-	-	
-	17	Lafitte Franck	-	-	-	-	
-	18	Jaumel Yoann	-	-	-	-	
Others			-	-	-	-	
Total Team			43	-	17	60	14.33



Reception

Eff. %
Limit: 25.00%

Rk	No	Name	Excellents	Faults	Serve Receptions	Total Attempts	Note
1	9	Ngapeth Earvin	21	2	7	30	63.33
-	2	Grebennikov Jenia	12	-	-	12	
-	16	Marechal Nicolas	4	1	-	5	
-	7	Tillie Kevin	3	-	1	4	
-	6	Toniutti Benjamin	1	-	-	1	
-	14	Le Goff Nicolas	1	-	-	1	
-	1	Aguenier Jonas	-	-	-	-	
-	10	Le Roux Kevin	-	-	-	-	
-	15	Tuia Samuele	-	-	-	-	
-	17	Lafitte Franck	-	-	-	-	
-	18	Jaumel Yoann	-	-	-	-	
-	4	Rouzier Antonin	-	1	-	1	
Others			-	-	-	-	
Total Team			42	4	8	54	70.37



FIVBTM

FÉDÉRATION INTERNATIONALE
DE VOLLEYBALL