



Match No.: 11

Start List
출전선수 목록
THA vs IND
P1

First Referee: KABULBEKOVA Irina (KAZ)

Second Referee: LEE Kwanghun (KOR)

THA - Thailand Uniform colour:

No.	C/L	Name	Shirt Name	Height m / ft in	Weight kg / lbs	Highest Reach		Date of Birth	Tournament Totals					
						Spike cm	Block cm		Spike	Block	Serve	Total	%	
2	L	PANNOY Piyanut	P.PIYANUT	1.71/5'7"	68/150	280	275	10 NOV 1989						
3		PHANUSIT Em Orn	P.EM-ORN	1.79/5'10"	63/139	297	281	25 MAR 1988						
4		NUEKJANG Thatdao	N.THATDAO	1.83/6'0"	66/146	305	287	3 FEB 1994	12	2		14	11.57	
5		THINKAOW Pleumjit	T.PLEUMJIT	1.80/5'11"	63/139	298	293	9 NOV 1983	14	4	1	19	15.70	
6		SITTIRAK Onuma	S.ONUMA	1.75/5'9"	72/159	303	285	13 JUN 1986	39	4	1	44	36.36	
9		PINSUWAN Khatthalee	P.KHATTHALEE	1.71/5'7"	72/159	291	271	30 OCT 1994						
10	C	APINYAPONG Wilavan	A.WILAVAN	1.74/5'9"	68/150	294	282	6 JUN 1984	24			24	19.83	
12		CHAI SRI Tapaphaipun	C.TAPAPHAIPUN	1.68/5'6"	60/132	295	276	29 NOV 1989	10		1	11	9.09	
13		TOMKOM Nootsara	T.NOOTSARA	1.69/5'7"	57/126	289	278	7 JUL 1985	1	1	1	3	2.48	
15		KANTHONG Malika	K.MALIKA	1.77/5'10"	63/139	310	290	8 JAN 1987	6			6	4.96	
17		KAMULTHALA Kaewkalaya	K.KAEWKALAYA	1.79/5'10"	63/139	298	281	7 AUG 1994						
19		PANKAEW Parinya	P.PARINYA	1.70/5'7"	60/132	281	270	27 DEC 1995						
Coach			SRISAMUTNAK Nataphon (THA)			Assistant Coach			JAMJANG Nipon (THA)					

Results in these
Competition

Phase	Opponent	Sets	Points per Set
Preliminary Round	JPN	3 - 1	25-27, 25-18, 25-19, 25-21
Preliminary Round	KOR	0 - 3	21-25, 20-25, 21-25

IND - India Uniform colour:

No.	C/L	Name	Shirt Name	Height m / ft in	Weight kg / lbs	Highest Reach		Date of Birth	Tournament Totals				
						Spike cm	Block cm		Spike	Block	Serve	Total	%
1	L	PRIYANKA Khedkar	Priyanka	1.60/5'3"	58/128	260	252	1 NOV 1984					
3		REKHA S	Rekha	1.71/5'7"	63/139	286	273	4 OCT 1992	4	1		5	13.51
4		ANUSRI Ghosh	Anusri	1.84/6'0"	68/150	282	275	9 OCT 1994	5		1	6	16.22
5		POORNIMA M S	Poornima	1.78/5'10"	74/163	283	284	8 MAR 1993	5			5	13.51
7		SOUMYA V	Soumya	1.70/5'7"	67/148	287	271	20 MAY 1990	3			3	8.11
8		SHEEBA P V	Sheeba	1.77/5'10"	65/143	297	292	8 JAN 1983					
9		TIJI Raju	Tiji	1.79/5'10"	66/146	297	280	27 JUL 1986	2		1	3	8.11
10		NIRMALA	Nirmala	1.74/5'9"	66/146	275	264	29 SEP 1996	11	1		12	32.43
12	C	TERIN Antony	Terin	1.74/5'9"	61/134	278	277	12 OCT 1985	2			2	5.41
13		PREETI Singh	Preeti	1.90/6'3"	70/154	290	279	2 JUN 1995	1			1	2.70
14		SRUTIMOL N	Srutimol	1.79/5'10"	60/132	292	287	14 APR 1990					
15		RESHMA P P	Reshma	1.73/5'8"	63/139	284	283	26 NOV 1993					
Coach			TAILOR Ram Prasad (IND)			Assistant Coach			PHADTARE Vaishali Khasherao (IND)				

Results in these
Competition

Phase	Opponent	Sets	Points per Set
Preliminary Round	KOR	0 - 3	5-25, 12-25, 13-25
Preliminary Round	JPN	0 - 3	6-25, 11-25, 12-25

LEGEND			
%	Percent of total team scoring	C	Team Captain
L	Libero Player		

Timing and Results provided by Tissot



Match No.: 12

Start List

출전선수 목록

MDV vs CHN

P1

First Referee: KHATRI Raj Singh (IND)

Second Referee: CHUNG Ching Ju (TPE)

MDV - Maldives Uniform colour:

No.	C/L	Name	Shirt Name	Height m / ft in	Weight kg / lbs	Highest Reach		Date of Birth	Tournament Totals								
						Spike cm	Block cm		Spike	Block	Serve	Total	%				
2		AZEEFA Mariyam	AZEEFA	1.64/5'5"	57/126	265	255	1 FEB 1994	4		1	5	38.46				
3		HALEEM Mariyam	MARIYAM	1.57/5'2"	50/110	247	238	17 NOV 1984									
4		AREESHA Aminath	AREESHA	1.55/5'1"	48/106	255	244	24 JUN 1998									
6		RASHIDHA Hawwa	HAWWA	1.73/5'8"	69/152	268	256	25 NOV 1992	2	1	2	5	38.46				
7		ADAM Shaufa	SHAUFA	1.66/5'5"	52/115	262	252	2 JUN 1994									
8		SAMA Haleemath	SAMA	1.61/5'3"	69/152	254	243	14 JUL 1990									
9		ZAREER Fathimath Joozan	JOOZAN	1.57/5'2"	53/117	247	238	21 AUG 1995									
10		MAJIDHA Aishath	MAJIDHA	1.67/5'6"	61/134	253	245	14 MAR 1993	3			3	23.08				
11	L	HASSAN Mueena	MUEENA	1.62/5'4"	48/106	251	240	30 AUG 1987									
13	C	IBRAHIM Nasra	NASRA	1.54/5'1"	63/139	234	229	8 JUN 1981									
15		MOOSA Fathimath Zeeniya	ZEENIYA	1.61/5'3"	62/137	254	243	15 SEP 1991									
16		IBRAHIM Khadheeja	KADHEEJA	1.74/5'9"	69/152	265	256	22 DEC 1987									
Coach						JALEEL Ibrahim (MDV)			Assistant Coach						RASAHEED Aishath Neelam (MDV)		

Results in these
Competition

Phase	Opponent	Sets	Points per Set
Preliminary Round	TPE	0 - 3	3-25, 11-25, 7-25
Preliminary Round	KAZ	0 - 3	6-25, 10-25, 10-25

CHN - China Uniform colour:

No.	C/L	Name	Shirt Name	Height m / ft in	Weight kg / lbs	Highest Reach		Date of Birth	Tournament Totals								
						Spike cm	Block cm		Spike	Block	Serve	Total	%				
1		QIAO Ting	QIAO T.	1.89/6'2"	66/146	315	315	2 MAR 1992	4	1	1	6	4.92				
2		YAO di	YAO D.	1.82/6'0"	65/143	306	298	15 AUG 1992		1	1	2	1.64				
3		YIN Na	YIN N.	1.82/6'0"	65/143	313	300	3 FEB 1988	4	1	3	8	6.56				
4	L	WANG Qian	Q. WANG	1.74/5'9"	60/132	290	285	14 MAR 1989									
5	C	DING Xia	DING X.	1.80/5'11"	61/134	305	300	13 JAN 1990	3		1	4	3.28				
6		YAN Ni	YAN N.	1.92/6'4"	74/163	317	306	2 MAR 1987	10	5	1	16	13.11				
8		ZHANG Changning	ZHANG C.N.	1.93/6'4"	80/176	315	303	6 NOV 1995	25	6	5	36	29.51				
9		LI Jing	LI J.	1.86/6'1"	73/161	310	295	9 AUG 1991	9	2	1	12	9.84				
10		ZHANG Xiaoya	ZHANG X.Y.	1.89/6'2"	60/132	310	300	4 OCT 1992	11	3		14	11.48				
11		LIU Yanhan	LIU Y.H.	1.88/6'2"	75/165	315	305	19 JAN 1993	12		5	17	13.93				
12	L	HUANG Liuyan	HUANG L.Y.	1.78/5'10"	66/146	297	290	13 JUN 1994									
13		WANG Qi	Q. WANG	1.87/6'2"	70/154	305	300	22 SEP 1993	2	2	3	7	5.74				
Coach						XU Jiande (CHN)			Assistant Coach						CHEN Youquan (CHN)		

Results in these
Competition

Phase	Opponent	Sets	Points per Set
Preliminary Round	KAZ	3 - 0	25-14, 25-11, 25-14
Preliminary Round	HKG	3 - 0	25-10, 25-12, 25-7

LEGEND			
%	Percent of total team scoring	C	Team Captain
L	Libero Player		

Timing and Results provided by Tissot



Match No.: 13

Start List

출전선수 목록

TPE vs KAZ

P1

First Referee: SUNG Haeyoeun (KOR)

Second Referee: FIROUZI Ebrahim (IRI)

TPE - Chinese Taipei Uniform colour:

No.	C/L	Name	Shirt Name	Height m / ft in	Weight kg / lbs	Highest Reach		Date of Birth	Tournament Totals				
						Spike cm	Block cm		Spike	Block	Serve	Total	%
3		CHANG Yu Chia	CHANG Y.C.	1.72/5'8"	70/154	275	265	27 JAN 1996	1		5	6	4.96
5		CHEN Yi Ju	CHEN Y.J.	1.74/5'9"	64/141	277	275	21 DEC 1989	12	1	1	14	11.57
6		HO Yen Chih	HO Y.C.	1.71/5'7"	63/139	280	270	26 NOV 1987	2			2	1.65
8		YANG Yi Chen	YANG Y.C.	1.66/5'5"	62/137	262	258	4 APR 1992	2		2	4	3.31
9		CHANG Li Wen	CHANG L.W.	1.76/5'9"	65/143	285	275	27 FEB 1995	5		3	8	6.61
11	C	CHEN Wan Ting	CHEN W.T.	1.78/5'10"	67/148	290	280	25 NOV 1990	21		11	32	26.45
12	L	YANG Meng Hua	YANG M. H.	1.70/5'7"	68/150	270	262	15 AUG 1991					
13		WEN I Tzu	WEN I.T.	1.75/5'9"	64/141	281	273	31 OCT 1991	4			4	3.31
15		LEE Tzu Ying	LEE T.Y.	1.74/5'9"	71/157	274	265	4 JUL 1994	10		4	14	11.57
16		TSENG Wan Ling	TSENT W.L.	1.70/5'7"	63/139	290	277	13 MAY 1996	9	1	3	13	10.74
17		CHANG Chen Yin	CHANG C.Y.	1.80/5'11"	65/143	288	275	28 MAR 1991	8	1	10	19	15.70
18		CHEN Tzu Ya	CHEN T.Y.	1.77/5'10"	64/141	278	268	26 AUG 1997	3		2	5	4.13
Coach			HUANG Chih Nan (TPE)			Assistant Coach			LIN Ming Hui (TPE)				

Results in these
Competition

Phase	Opponent	Sets	Points per Set
Preliminary Round	HKG	3 - 0	25-10, 25-12, 25-19
Preliminary Round	MDV	3 - 0	25-3, 25-11, 25-7

KAZ - Kazakhstan Uniform colour:

No.	C/L	Name	Shirt Name	Height m / ft in	Weight kg / lbs	Highest Reach		Date of Birth	Tournament Totals				
						Spike cm	Block cm		Spike	Block	Serve	Total	%
1	C	GORDEYEVA Yelena	Gordeyeva	1.78/5'10"	72/159	280	275	23 NOV 1988	19	1	6	26	16.67
4		CHUMAK Irina	Chumak	1.85/6'1"	67/148	280	266	26 JAN 1994	6	2	3	11	7.05
5	L	RYLOVA Valeriya	Rylova	1.78/5'10"	60/132	275	265	22 NOV 1987					
6		AKILOVA Natalya	Akilova	1.83/6'0"	62/137	295	275	31 MAY 1993	19	1	5	25	16.03
7		RAZORENKOVA Yekaterina	Razorenkova	1.85/6'1"	69/152	283	280	3 JUN 1993	10	4	2	16	10.26
8		SHENBERGER Irina	Shenberger	1.80/5'11"	73/161	280	270	20 FEB 1992	11	4	4	19	12.18
10		DANILOVA Regina	Danilova	1.78/5'10"	60/132	275	265	28 JAN 1991	2	1	1	4	2.56
11		ROSTOVCHSHIKOVA Anastassiya	Rostovchshikova	1.80/5'11"	64/141	280	260	17 APR 1994	7	4		11	7.05
12		AIZHARIKHOVA Ainagul	Aizharikhova	1.87/6'2"	64/141	286	280	4 SEP 1994	7	1	1	9	5.77
15		BATKULDINA Aliya	Batkuldina	1.80/5'11"	69/152	273	264	18 NOV 1995	2	2	2	6	3.85
17		MARATOVA Ardak	Maratova	1.82/6'0"	76/168	275	265	3 JUN 1994	2	1	1	4	2.56
18		KOLOMOYETS Anastassiya	Kolomoyets	1.82/6'0"	76/168	275	265	18 APR 1991	17	6	2	25	16.03
Coach			PEREVERTOVA Lyudmila (KAZ)										

Results in these
Competition

Phase	Opponent	Sets	Points per Set
Preliminary Round	CHN	0 - 3	14-25, 11-25, 14-25
Preliminary Round	HKG	3 - 1	23-25, 25-17, 25-16, 25-22
Preliminary Round	MDV	3 - 0	25-6, 25-10, 25-10

LEGEND			
%	Percent of total team scoring	C	Team Captain
		L	Libero Player

Timing and Results provided by Tissot



Match No.: 11

Match Results

경기 결과

Match Duration: 1h 08m
Spectators: 190

P2

THA vs IND

3 0

Teams	Sets	1	2	3	Total
THA	3	25	25	25	75
IND	0	19	12	11	42
	Playing Time	23m	21m	18m	1h 02m

First Referee: KABULBEKOVA Irina (KAZ)

Second Referee: LEE Kwanghun (KOR)

THA - Thailand								
No	C/L	Name	1	2	3	4	5	Pts
2	L	PANNOY Piyanut	L	L	L			
3		PHANUSIT Em Orn			13			1
4		NUEKJANG Thatdao	4					
5		THINKAOW Pleumjit	1	6	1			13
6		SITTIRAK Onuma	3	2				7
9		PINSUWAN Khatthalee					10	1
10	C	APINYAPONG Wilavan	6	5	6			14
12		CHAISRI Tapaphaipun		6	3			5
13		TOMKOM Nootsara	2	1	2			1
15		KANTHONG Malika	5	4	5			9
17		KAMULTHALA Kaewkalaya	4	3	4			4
19		PANKAEW Parinya			17	13		2

IND - India								
No	C/L	Name	1	2	3	4	5	Pts
1	L	PRIYANKA Khedkar	L	L	L			
3		REKHA S						
4		ANUSRI Ghosh	6	1	6			2
5		POORNIMA M S	4					
7		SOUMYA V	5	6	5			8
8		SHEEBA P V	4	5	4			6
9		TIJI Raju	3	4	3			10
10		NIRMALA	2	3	2			3
12	C	TERIN Antony	1	2	1			2
13		PREETI Singh						
14		SRUTIMOL N					12	
15		RESHMA P P	10	10	10			

TEAM AND PLAYER PERFORMANCES

Won	Total Atts	No Name
47	97	Total Team
14	23	10 APINYAPONG Wilavan
10	15	5 THINKAOW Pleumjit
8	18	15 KANTHONG Malika
4	41	Total Team
1	6	13 TOMKOM Nootsara
1	6	17 KAMULTHALA Kaewkalaya
1	14	5 THINKAOW Pleumjit
6	72	Total Team
2	5	19 PANKAEW Parinya
2	11	5 THINKAOW Pleumjit
1	2	9 PINSUWAN Khatthalee
18		Total Team
75	210	Total Team
14	36	10 APINYAPONG Wilavan
69 km/h		13 TOMKOM Nootsara

Scoring Skills
Spike
Block
Serve
Opp Error
Total
Best Scorer
Fastest Serve

Won	Total Atts	No Name
25	86	Total Team
8	26	7 SOUMYA V
6	12	8 SHEEBA P V
6	12	9 TIJI Raju
4	29	Total Team
3	12	9 TIJI Raju
1	7	4 ANUSRI Ghosh
2	45	Total Team
1	8	9 TIJI Raju
1	11	12 TERIN Antony
11		Total Team
42	160	Total Team
10	32	9 TIJI Raju
73 km/h		10 NIRMALA

LEGEND

Atts Attempts
L Libero player
n Starting line-up where n = starting position on court (i.e. positions 1 to 6)
Opp Opponent

C Team Captain
L Substitute libero
nn Substitute where nn = jersey number of out going player
Pts Points scored



WED 24 SEP 2014
Start Time: 15:30 / End Time: 16:24

Match No.: 12

Match Results

경기 결과

Match Duration: 54m
Spectators: 176

P2

MDV vs CHN

0 3

Teams	Sets	1	2	3	Total
MDV	0	7	7	6	20
CHN	3	25	25	25	75
	Playing Time	15m	16m	17m	48m

First Referee: KHATRI Raj Singh (IND)

Second Referee: CHUNG Ching Ju (TPE)

MDV - Maldives								
No	C/L	Name	1	2	3	4	5	Pts
2		AZEEFA Mariyam	6	5	6			6
3		HALEEM Mariyam			6			
4		AREESHA Aminath			2			
6		RASHIDHA Hawwa	3	2	3			3
7		ADAM Shaufa	4	3	4			
8		SAMA Haleemath						
9		ZAREER Fathimath Joozan			13			
10		MAJIDHA Aishath	5	4	5			1
11	L	HASSAN Mueena	L	L	L			
13	C	IBRAHIM Nasra	2	1	2			
15		MOOSA Fathimath Zeeniya	6	6	7			
16		IBRAHIM Khadheeja	1	6	1			

CHN - China								
No	C/L	Name	1	2	3	4	5	Pts
1		QIAO Ting			6			4
2		YAO di	1	1				5
3		YIN Na	4	4				3
4	L	WANG Qian	L	L				
5	C	DING Xia			1			
6		YAN Ni	3	3	3			12
8		ZHANG Changning	5	5	5			10
9		LI Jing			2			7
10		ZHANG Xiaoya	6	6				4
11		LIU Yanhan	2	2				5
12	L	HUANG Liuyan			L			
13		WANG Qi			4			2

TEAM AND PLAYER PERFORMANCES

Won	Total Atts	No Name
9	46	Total Team
5	14	2 AZEEFA Mariyam
3	12	6 RASHIDHA Hawwa
1	17	10 MAJIDHA Aishath
1	4	Total Team
1	1	2 AZEEFA Mariyam
	21	Total Team
10		Total Team
20	71	Total Team
6	18	2 AZEEFA Mariyam
62 km/h		10 MAJIDHA Aishath

Scoring Skills
Spike
Block
Serve
Opp Error
Total
Best Scorer
Fastest Serve

Won	Total Atts	No Name
33	40	Total Team
7	7	6 YAN Ni
6	6	8 ZHANG Changning
5	6	11 LIU Yanhan
3	16	Total Team
2	5	6 YAN Ni
1	3	3 YIN Na
16	74	Total Team
5	18	2 YAO di
4	14	8 ZHANG Changning
4	8	9 LI Jing
23		Total Team
75	130	Total Team
12	25	6 YAN Ni
64 km/h		1 QIAO Ting

LEGEND

Atts Attempts
L Libero player
n Starting line-up where n = starting position on court (i.e. positions 1 to 6)
Opp Opponent

C Team Captain
L Substitute libero
nn Substitute where nn = jersey number of out going player
Pts Points scored

Timing and Results provided by Tissot



WED 24 SEP 2014
Start Time: 18:00 / End Time: 19:13

Match No.: 13

Match Results

경기 결과

Match Duration: 1h 13m
Spectators: 155

P2

TPE vs KAZ
3 0

Teams	Sets	1	2	3	Total
TPE	3	25	25	25	75
KAZ	0	17	14	18	49
	Playing Time	21m	23m	23m	1h 07m

First Referee: SUNG Haeyoun (KOR)

Second Referee: FIROUZI Ebrahim (IRI)

TPE - Chinese Taipei

No	C/L	Name	1	2	3	4	5	Pts
3		CHANG Yu Chia						
5		CHEN Yi Ju	6	6	6			11
6		HO Yen Chih						
8		YANG Yi Chen	1	1	1			5
9		CHANG Li Wen						
11	C	CHEN Wan Ting	4	4	4			15
12	L	YANG Meng Hua	L	L	L			
13		WEN I Tzu	3	3	3			6
15		LEE Tzu Ying	5	5	5			14
16		TSENG Wan Ling						
17		CHANG Chen Yin	2	2	2			4
18		CHEN Tzu Ya				17		2

KAZ - Kazakhstan

No	C/L	Name	1	2	3	4	5	Pts
1	C	GORDEYEVA Yelena	6	6	6			2
4		CHUMAK Irina	1	1	1			3
5	L	RYLOVA Valeriya	L	L	L			
6		AKILOVA Natalya	2	2	2			2
7		RAZORENKOVA Yekaterina	5	5	15			2
8		SHENBERGER Irina	3	11	3			5
10		DANILOVA Regina						
11		ROSTOVCHSHIKOVA Anastassiya	1	3				4
12		AIZHARIKHOVA Ainagul	18		4			4
15		BATKULDINA Aliya			5			
17		MARATOVA Ardak		7				
18		KOLOMOYETS Anastassiya	4	4	4			8

TEAM AND PLAYER PERFORMANCES

Won	Total Atts	No Name	Scoring Skills	Won	Total Atts	No Name
46	95	Total Team		26	92	Total Team
13	24	15 LEE Tzu Ying	Spike	6	11	18 KOLOMOYETS Anastassiya
13	24	11 CHEN Wan Ting		4	10	8 SHENBERGER Irina
8	14	5 CHEN Yi Ju		4	10	11 ROSTOVCHSHIKOVA Anastassiya
5	28	Total Team	Block	3	37	Total Team
2	11	5 CHEN Yi Ju		2	11	18 KOLOMOYETS Anastassiya
1	2	15 LEE Tzu Ying		1	5	12 AIZHARIKHOVA Ainagul
6	75	Total Team	Serve	1	49	Total Team
3	12	8 YANG Yi Chen		1	8	8 SHENBERGER Irina
2	17	11 CHEN Wan Ting				
1	10	5 CHEN Yi Ju				
18		Total Team	Opp Error	19		Total Team
75	198	Total Team	Total	49	178	Total Team
15	44	11 CHEN Wan Ting	Best Scorer	8	26	18 KOLOMOYETS Anastassiya
68 km/h		11 CHEN Wan Ting	Fastest Serve	65 km/h		15 BATKULDINA Aliya

LEGEND

Atts Attempts
L Libero player
n Starting line-up where n = starting position on court (i.e. positions 1 to 6)
Opp Opponent

C Team Captain
L Substitute libero
nn Substitute where nn = jersey number of out going player
Pts Points scored

Timing and Results provided by Tissot



WED 24 SEP 2014

Start Time: 13:00 / End Time: 14:08

Match No.: 11

Match Statistics

경기 통계

Match Duration: 1h 08m

Spectators: 190

P3

THA vs IND


3 0


Teams	Sets	1	2	3	Total
THA	3	25	25	25	75
IND	0	19	12	11	42
	Playing Time	23m	21m	18m	1h 02m


First Referee: KABULBEKOVA Irina (KAZ)

Second Referee: LEE Kwanghun (KOR)

THA - Thailand

Scoring Spike	Rk	No	Name	Spikes	Faults	Shots	Total Attempts	Eff %	
	1	10	APINYAPONG Wilavan	14	1	8	23	56.52	
	2	5	THINKAOW Pleumjit	10	2	3	15	53.33	
	3	15	KANTHONG Malika	8	-	10	18	44.44	
	4	6	SITTIRAK Onuma	7	1	7	15	40.00	
		12	CHAISRI Tapaphaipun	4	1	2	7		
		17	KAMULTHALA Kaewkalaya	3	-	3	6		
		13	TOMKOM Nootsara	-	-	5	5		
		3	PHANUSIT Em Orn	1	-	3	4		
		4	NUEKJANG Thatdao	-	2	2	4		
		2	PANNOY Piyanut	-	-	-	-		
		9	PINSUWAN Khatthalee	-	-	-	-		
		19	PANKAEW Parinya	-	-	-	-		
	Limit								
	15.00%								
	Team Totals				47	7	43	97	41.24

Scoring Block	Rk	No	Name	Kill Blocks	Faults	Rebounds	Total Attempts	Avg by Set	
	1	5	THINKAOW Pleumjit	1	4	9	14	0.33	
	1	13	TOMKOM Nootsara	1	1	4	6	0.33	
	1	17	KAMULTHALA Kaewkalaya	1	1	4	6	0.33	
	1	12	CHAISRI Tapaphaipun	1	1	1	3	0.33	
	5	15	KANTHONG Malika	-	3	1	4	0.00	
	5	6	SITTIRAK Onuma	-	-	3	3	0.00	
	5	3	PHANUSIT Em Orn	-	-	2	2	0.00	
	5	10	APINYAPONG Wilavan	-	1	1	2	0.00	
	5	4	NUEKJANG Thatdao	-	1	-	1	0.00	
		2	PANNOY Piyanut	-	-	-	-		
		9	PINSUWAN Khatthalee	-	-	-	-		
		19	PANKAEW Parinya	-	-	-	-		
	Team Totals				4	12	25	41	1.33

Scoring Service	Rk	No	Name	Aces	Faults	Serve Hits	Total Attempts	Avg by Set	
	1	5	THINKAOW Pleumjit	2	1	8	11	0.67	
	1	19	PANKAEW Parinya	2	-	3	5	0.67	
	3	15	KANTHONG Malika	1	2	13	16	0.33	
	3	9	PINSUWAN Khatthalee	1	-	1	2	0.33	
	5	10	APINYAPONG Wilavan	-	-	11	11	0.00	
	5	17	KAMULTHALA Kaewkalaya	-	2	8	10	0.00	
	5	13	TOMKOM Nootsara	-	2	4	6	0.00	
	5	12	CHAISRI Tapaphaipun	-	-	5	5	0.00	
	5	6	SITTIRAK Onuma	-	1	4	5	0.00	
	5	4	NUEKJANG Thatdao	-	-	1	1	0.00	
		2	PANNOY Piyanut	-	-	-	-		
		3	PHANUSIT Em Orn	-	-	-	-		
	Team Totals				6	8	58	72	2.00

Team	Opponent Errors & Team Faults	18
------	-------------------------------	----

Timing and Results provided by Tissot



WED 24 SEP 2014

Start Time: 13:00 / End Time: 14:08

Match No.: 11

Match Statistics

경기 통계

Match Duration: 1h 08m

Spectators: 190

P3

THA vs IND


3 0


Teams	Sets	1	2	3	Total
THA	3	25	25	25	75
IND	0	19	12	11	42
	Playing Time	23m	21m	18m	1h 02m


First Referee: KABULBEKOVA Irina (KAZ)

Second Referee: LEE Kwanghun (KOR)

THA - Thailand

Non-Scoring Dig	Rk	No	Name	Digs	Faults	Receptions	Total Attempts	Avg by Set	
	1	9	PINSUWAN Khatthalee	3	1	1	5	1.00	
	2	15	KANTHONG Malika	2	1	13	16	0.67	
	2	2	PANNOY Piyanut	2	1	10	13	0.67	
	2	12	CHAISRI Tapaphaipun	2	-	4	6	0.67	
	5	10	APINYAPONG Wilavan	1	-	9	10	0.33	
	5	6	SITTIRAK Onuma	1	1	4	6	0.33	
	5	19	PANKAEW Parinya	1	-	2	3	0.33	
	8	13	TOMKOM Nootsara	-	-	8	8	0.00	
	8	17	KAMULTHALA Kaewkalaya	-	1	3	4	0.00	
	8	5	THINKAOW Pleumjit	-	-	2	2	0.00	
		3	PHANUSIT Em Orn	-	-	-	-	-	-
		4	NUEKJANG Thatdao	-	-	-	-	-	-
	Team Totals				12	5	56	73	4.00

Non-Scoring Set	Rk	No	Name	Running Sets	Faults	Still Sets	Total Attempts	Avg by Set	
	1	13	TOMKOM Nootsara	30	-	26	56	10.00	
	2	19	PANKAEW Parinya	7	-	2	9	2.33	
	3	2	PANNOY Piyanut	3	-	3	6	1.00	
	4	5	THINKAOW Pleumjit	2	-	2	4	0.67	
	4	15	KANTHONG Malika	2	-	1	3	0.67	
	6	12	CHAISRI Tapaphaipun	1	-	4	5	0.33	
	6	6	SITTIRAK Onuma	1	-	3	4	0.33	
	6	10	APINYAPONG Wilavan	1	-	1	2	0.33	
	9	3	PHANUSIT Em Orn	-	-	1	1	0.00	
	9	9	PINSUWAN Khatthalee	-	-	1	1	0.00	
		4	NUEKJANG Thatdao	-	-	-	-	-	-
		17	KAMULTHALA Kaewkalaya	-	-	-	-	-	-
	Team Totals				47		44	91	15.67

Non-Scoring Reception	Rk	No	Name	Excellents	Faults	Serve Receptions	Total Attempts	Succ %
	1	2	PANNOY Piyanut	9	1	5	15	60.00
		15	KANTHONG Malika	2	-	6	8	
		10	APINYAPONG Wilavan	3	-	2	5	
		6	SITTIRAK Onuma	1	-	1	2	
		12	CHAISRI Tapaphaipun	-	-	2	2	
		9	PINSUWAN Khatthalee	1	1	-	2	
		17	KAMULTHALA Kaewkalaya	-	-	1	1	
		3	PHANUSIT Em Orn	-	-	-	-	
		4	NUEKJANG Thatdao	-	-	-	-	
		5	THINKAOW Pleumjit	-	-	-	-	
		13	TOMKOM Nootsara	-	-	-	-	
		19	PANKAEW Parinya	-	-	-	-	
	Limit							
25.00%				16	2	17	35	45.71
Team Totals								

Timing and Results provided by Tissot



WED 24 SEP 2014

Start Time: 13:00 / End Time: 14:08

Match No.: 11

Match Statistics

경기 통계

Match Duration: 1h 08m
Spectators: 190

P3

THA vs IND

3 0

Teams	Sets	1	2	3	Total
THA	3	25	25	25	75
IND	0	19	12	11	42
	Playing Time	23m	21m	18m	1h 02m

First Referee: KABULBEKOVA Irina (KAZ)


Second Referee: LEE Kwanghun (KOR)

IND - India

Scoring Spike

Limit
15.00%

Rk	No	Name	Spikes	Faults	Shots	Total Attempts	Eff %
1	7	SOUMYA V	8	3	15	26	19.23
	10	NIRMALA	3	4	15	22	
	8	SHEEBA P V	6	-	6	12	
	9	TIJI Raju	6	1	5	12	
	4	ANUSRI Ghosh	1	2	6	9	
	12	TERIN Antony	1	1	2	4	
	5	POORNIMA M S	-	1	-	1	
	1	PRIYANKA Khedkar	-	-	-	-	
	3	REKHA S	-	-	-	-	
	13	PREETI Singh	-	-	-	-	
	14	SRUTIMOL N	-	-	-	-	
	15	RESHMA P P	-	-	-	-	
Team Totals			25	12	49	86	15.12

Scoring Block


Rk	No	Name	Kill Blocks	Faults	Rebounds	Total Attempts	Avg by Set
1	9	TIJI Raju	3	5	4	12	1.00
2	4	ANUSRI Ghosh	1	-	6	7	0.33
3	8	SHEEBA P V	-	-	4	4	0.00
3	7	SOUMYA V	-	2	1	3	0.00
3	10	NIRMALA	-	1	1	2	0.00
3	12	TERIN Antony	-	1	-	1	0.00
	1	PRIYANKA Khedkar	-	-	-	-	
	3	REKHA S	-	-	-	-	
	5	POORNIMA M S	-	-	-	-	
	13	PREETI Singh	-	-	-	-	
	14	SRUTIMOL N	-	-	-	-	
	15	RESHMA P P	-	-	-	-	
Team Totals			4	9	16	29	1.33

Scoring Service


Rk	No	Name	Aces	Faults	Serve Hits	Total Attempts	Avg by Set
1	12	TERIN Antony	1	4	6	11	0.33
1	9	TIJI Raju	1	2	5	8	0.33
3	10	NIRMALA	-	-	8	8	0.00
3	8	SHEEBA P V	-	-	7	7	0.00
3	7	SOUMYA V	-	-	6	6	0.00
3	4	ANUSRI Ghosh	-	-	4	4	0.00
3	15	RESHMA P P	-	-	1	1	0.00
	1	PRIYANKA Khedkar	-	-	-	-	
	3	REKHA S	-	-	-	-	
	5	POORNIMA M S	-	-	-	-	
	13	PREETI Singh	-	-	-	-	
	14	SRUTIMOL N	-	-	-	-	
Team Totals			2	6	37	45	0.67

Team

Opponent Errors & Team Faults	11
-------------------------------	----

Timing and Results provided by Tissot



WED 24 SEP 2014

Start Time: 13:00 / End Time: 14:08

Match No.: 11

Match Statistics

경기 통계

Match Duration: 1h 08m

Spectators: 190

P3

THA vs IND


3 0

Teams	Sets	1	2	3	Total
THA	3	25	25	25	75
IND	0	19	12	11	42
	Playing Time	23m	21m	18m	1h 02m


First Referee: KABULBEKOVA Irina (KAZ)

Second Referee: LEE Kwanghun (KOR)

IND - India

Non-Scoring Dig


Rk	No	Name	Digs	Faults	Receptions	Total Attempts	Avg by Set
1	1	PRIYANKA Khedkar	1	3	9	13	0.33
1	7	SOUMYA V	1	2	8	11	0.33
3	10	NIRMALA	-	5	9	14	0.00
3	8	SHEEBA P V	-	2	9	11	0.00
3	9	TIJI Raju	-	-	5	5	0.00
3	12	TERIN Antony	-	-	2	2	0.00
3	15	RESHMA P P	-	1	1	2	0.00
	3	REKHA S	-	-	-	-	-
	4	ANUSRI Ghosh	-	-	-	-	-
	5	POORNIMA M S	-	-	-	-	-
	13	PREETI Singh	-	-	-	-	-
	14	SRUTIMOL N	-	-	-	-	-
Team Totals			2	13	43	58	0.67

Non-Scoring Set


Rk	No	Name	Running Sets	Faults	Still Sets	Total Attempts	Avg by Set
1	12	TERIN Antony	18	2	38	58	6.00
2	1	PRIYANKA Khedkar	1	-	3	4	0.33
2	8	SHEEBA P V	1	-	3	4	0.33
4	14	SRUTIMOL N	-	1	7	8	0.00
4	4	ANUSRI Ghosh	-	-	2	2	0.00
4	7	SOUMYA V	-	-	2	2	0.00
4	10	NIRMALA	-	-	2	2	0.00
4	9	TIJI Raju	-	1	1	2	0.00
	3	REKHA S	-	-	-	-	-
	5	POORNIMA M S	-	-	-	-	-
	13	PREETI Singh	-	-	-	-	-
	15	RESHMA P P	-	-	-	-	-
Team Totals			20	4	58	82	6.67

Non-Scoring Reception

Limit
25.00%

Rk	No	Name	Excellents	Faults	Serve Receptions	Total Attempts	Succ %
1	1	PRIYANKA Khedkar	7	-	3	10	70.00
2	7	SOUMYA V	4	3	6	13	30.77
3	10	NIRMALA	7	1	18	26	26.92
	4	ANUSRI Ghosh	2	-	5	7	-
	15	RESHMA P P	-	1	2	3	-
	9	TIJI Raju	-	1	1	2	-
	14	SRUTIMOL N	-	1	-	1	-
	3	REKHA S	-	-	-	-	-
	5	POORNIMA M S	-	-	-	-	-
	8	SHEEBA P V	-	-	-	-	-
	12	TERIN Antony	-	-	-	-	-
	13	PREETI Singh	-	-	-	-	-
Team Totals			20	7	35	62	32.26

Avg	Eff%	Rk	Succ%
Average	Efficiency	Rank	Success %

Timing and Results provided by Tissot



WED 24 SEP 2014

Start Time: 15:30 / End Time: 16:24

Match No.: 12

Match Statistics

경기 통계

Match Duration: 54m

Spectators: 176

P3

MDV vs CHN

0 3

Teams	Sets	1	2	3	Total
MDV	0	7	7	6	20
CHN	3	25	25	25	75
	Playing Time	15m	16m	17m	48m

First Referee: KHATRI Raj Singh (IND)


Second Referee: CHUNG Ching Ju (TPE)

MDV - Maldives


Scoring Spike

Limit
15.00%

Rk	No	Name	Spikes	Faults	Shots	Total Attempts	Eff %
1	2	AZEEFA Mariyam	5	4	5	14	7.14
	6	RASHIDHA Hawwa	3	4	5	12	
	10	MAJIDHA Aishath	1	7	9	17	
	3	HALEEM Mariyam	-	-	1	1	
	9	ZAREER Fathimath Joozan	-	-	1	1	
	15	MOOSA Fathimath Zeeniya	-	-	1	1	
	4	AREESHA Aminath	-	-	-	-	
	7	ADAM Shaufa	-	-	-	-	
	8	SAMA Haleemath	-	-	-	-	
	11	HASSAN Mueena	-	-	-	-	
	13	IBRAHIM Nasra	-	-	-	-	
	16	IBRAHIM Khadheeja	-	-	-	-	
Team Totals			9	15	22	46	

Scoring Block


Rk	No	Name	Kill Blocks	Faults	Rebounds	Total Attempts	Avg by Set
1	2	AZEEFA Mariyam	1	-	-	1	0.33
2	7	ADAM Shaufa	-	2	-	2	0.00
2	16	IBRAHIM Khadheeja	-	1	-	1	0.00
	3	HALEEM Mariyam	-	-	-	-	
	4	AREESHA Aminath	-	-	-	-	
	6	RASHIDHA Hawwa	-	-	-	-	
	8	SAMA Haleemath	-	-	-	-	
	9	ZAREER Fathimath Joozan	-	-	-	-	
	10	MAJIDHA Aishath	-	-	-	-	
	11	HASSAN Mueena	-	-	-	-	
	13	IBRAHIM Nasra	-	-	-	-	
	15	MOOSA Fathimath Zeeniya	-	-	-	-	
Team Totals			1	3		4	0.33

Scoring Service


Rk	No	Name	Aces	Faults	Serve Hits	Total Attempts	Avg by Set
1	13	IBRAHIM Nasra	-	1	4	5	0.00
1	10	MAJIDHA Aishath	-	1	2	3	0.00
1	16	IBRAHIM Khadheeja	-	1	2	3	0.00
1	2	AZEEFA Mariyam	-	2	1	3	0.00
1	6	RASHIDHA Hawwa	-	2	1	3	0.00
1	7	ADAM Shaufa	-	-	2	2	0.00
1	3	HALEEM Mariyam	-	-	1	1	0.00
1	15	MOOSA Fathimath Zeeniya	-	-	1	1	0.00
	4	AREESHA Aminath	-	-	-	-	
	8	SAMA Haleemath	-	-	-	-	
	9	ZAREER Fathimath Joozan	-	-	-	-	
	11	HASSAN Mueena	-	-	-	-	
Team Totals				7	14	21	0.00

Team

Opponent Errors & Team Faults
10

Timing and Results provided by Tissot



WED 24 SEP 2014
Start Time: 15:30 / End Time: 16:24

Match No.: 12

Match Statistics

경기 통계

Match Duration: 54m
Spectators: 176

P3


MDV vs CHN
0 3

Teams	Sets	1	2	3	Total
MDV	0	7	7	6	20
CHN	3	25	25	25	75
	Playing Time	15m	16m	17m	48m


First Referee: KHATRI Raj Singh (IND)

Second Referee: CHUNG Ching Ju (TPE)

MDV - Maldives

Non-Scoring Dig


Rk	No	Name	Digs	Faults	Receptions	Total Attempts	Avg by Set
1	11	HASSAN Mueena	-	5	2	7	0.00
1	10	MAJIDHA Aishath	-	2	4	6	0.00
1	13	IBRAHIM Nasra	-	1	4	5	0.00
1	2	AZEEFA Mariyam	-	-	3	3	0.00
1	6	RASHIDHA Hawwa	-	-	2	2	0.00
1	7	ADAM Shaufa	-	-	2	2	0.00
1	15	MOOSA Fathimath Zeeniya	-	1	1	2	0.00
1	4	AREESHA Aminath	-	-	1	1	0.00
1	3	HALEEM Mariyam	-	1	-	1	0.00
1	16	IBRAHIM Khadheeja	-	1	-	1	0.00
	8	SAMA Haleemath	-	-	-	-	-
	9	ZAREER Fathimath Joozan	-	-	-	-	-
Team Totals				11	19	30	0.00

Non-Scoring Set


Rk	No	Name	Running Sets	Faults	Still Sets	Total Attempts	Avg by Set
1	13	IBRAHIM Nasra	5	2	22	29	1.67
2	9	ZAREER Fathimath Joozan	1	-	4	5	0.33
2	10	MAJIDHA Aishath	1	-	3	4	0.33
2	7	ADAM Shaufa	1	1	1	3	0.33
5	11	HASSAN Mueena	-	1	4	5	0.00
5	16	IBRAHIM Khadheeja	-	-	2	2	0.00
5	2	AZEEFA Mariyam	-	-	1	1	0.00
5	15	MOOSA Fathimath Zeeniya	-	-	1	1	0.00
	3	HALEEM Mariyam	-	-	-	-	-
	4	AREESHA Aminath	-	-	-	-	-
	6	RASHIDHA Hawwa	-	-	-	-	-
	8	SAMA Haleemath	-	-	-	-	-
Team Totals			8	4	38	50	2.67

Non-Scoring Reception

Limit
25.00%

Rk	No	Name	Excellents	Faults	Serve Receptions	Total Attempts	Succ %
1	6	RASHIDHA Hawwa	-	4	14	18	0.00
	2	AZEEFA Mariyam	2	2	7	11	
	11	HASSAN Mueena	2	3	4	9	
	4	AREESHA Aminath	-	1	4	5	
	10	MAJIDHA Aishath	-	4	1	5	
	15	MOOSA Fathimath Zeeniya	1	1	2	4	
	3	HALEEM Mariyam	-	-	2	2	
	13	IBRAHIM Nasra	-	1	-	1	
	7	ADAM Shaufa	-	-	-	-	
	8	SAMA Haleemath	-	-	-	-	
	9	ZAREER Fathimath Joozan	-	-	-	-	
	16	IBRAHIM Khadheeja	-	-	-	-	
Team Totals			5	16	34	55	9.09

Timing and Results provided by Tissot



WED 24 SEP 2014

Start Time: 15:30 / End Time: 16:24

Match No.: 12

Match Statistics

경기 통계

Match Duration: 54m

Spectators: 176

P3

MDV vs CHN

0 3

Teams	Sets	1	2	3	Total
MDV	0	7	7	6	20
CHN	3	25	25	25	75
	Playing Time	15m	16m	17m	48m

First Referee: KHATRI Raj Singh (IND)


Second Referee: CHUNG Ching Ju (TPE)

CHN - China

Scoring Spike

Limit
15.00%

Rk	No	Name	Spikes	Faults	Shots	Total Attempts	Eff %
1	6	YAN Ni	7	-	-	7	100.00
	8	ZHANG Changning	6	-	-	6	
	11	LIU Yanhan	5	-	1	6	
	10	ZHANG Xiaoya	4	-	1	5	
	1	QIAO Ting	4	-	-	4	
	3	YIN Na	2	-	2	4	
	9	LI Jing	3	-	1	4	
	13	WANG Qi	2	-	1	3	
	2	YAO di	-	1	-	1	
	4	WANG Qian	-	-	-	-	
	5	DING Xia	-	-	-	-	
	12	HUANG Liuyan	-	-	-	-	
Team Totals			33	1	6	40	80.00

Scoring Block


Rk	No	Name	Kill Blocks	Faults	Rebounds	Total Attempts	Avg by Set
1	6	YAN Ni	2	3	-	5	0.67
2	3	YIN Na	1	-	2	3	0.33
3	2	YAO di	-	3	1	4	0.00
3	1	QIAO Ting	-	2	1	3	0.00
3	13	WANG Qi	-	-	1	1	0.00
	4	WANG Qian	-	-	-	-	
	5	DING Xia	-	-	-	-	
	8	ZHANG Changning	-	-	-	-	
	9	LI Jing	-	-	-	-	
	10	ZHANG Xiaoya	-	-	-	-	
	11	LIU Yanhan	-	-	-	-	
	12	HUANG Liuyan	-	-	-	-	
Team Totals			3	8	5	16	1.00

Scoring Service


Rk	No	Name	Aces	Faults	Serve Hits	Total Attempts	Avg by Set
1	2	YAO di	5	1	12	18	1.67
2	8	ZHANG Changning	4	1	9	14	1.33
2	9	LI Jing	4	1	3	8	1.33
4	6	YAN Ni	3	2	8	13	1.00
5	11	LIU Yanhan	-	3	3	6	0.00
5	3	YIN Na	-	-	4	4	0.00
5	10	ZHANG Xiaoya	-	1	3	4	0.00
5	13	WANG Qi	-	-	3	3	0.00
5	1	QIAO Ting	-	1	2	3	0.00
5	5	DING Xia	-	-	1	1	0.00
	4	WANG Qian	-	-	-	-	
	12	HUANG Liuyan	-	-	-	-	
Team Totals			16	10	48	74	5.33

Team

Opponent Errors & Team Faults
23

Timing and Results provided by Tissot



WED 24 SEP 2014

Start Time: 15:30 / End Time: 16:24

Match No.: 12

Match Statistics

경기 통계

Match Duration: 54m

Spectators: 176

P3

MDV vs CHN


0 3

Teams	Sets	1	2	3	Total
MDV	0	7	7	6	20
CHN	3	25	25	25	75
	Playing Time	15m	16m	17m	48m


First Referee: KHATRI Raj Singh (IND)

Second Referee: CHUNG Ching Ju (TPE)

CHN - China

Non-Scoring Dig


Rk	No	Name	Digs	Faults	Receptions	Total Attempts	Avg by Set
1	4	WANG Qian	3	-	6	9	1.00
2	9	LI Jing	2	1	3	6	0.67
2	3	YIN Na	2	-	1	3	0.67
4	13	WANG Qi	1	-	3	4	0.33
4	8	ZHANG Changning	1	-	-	1	0.33
4	12	HUANG Liuyan	1	-	-	1	0.33
7	1	QIAO Ting	-	-	1	1	0.00
7	2	YAO di	-	-	1	1	0.00
7	5	DING Xia	-	-	1	1	0.00
	6	YAN Ni	-	-	-	-	-
	10	ZHANG Xiaoya	-	-	-	-	-
	11	LIU Yanhan	-	-	-	-	-
Team Totals			10	1	16	27	3.33

Non-Scoring Set


Rk	No	Name	Running Sets	Faults	Still Sets	Total Attempts	Avg by Set
1	2	YAO di	18	-	2	20	6.00
2	5	DING Xia	12	-	2	14	4.00
3	12	HUANG Liuyan	1	-	-	1	0.33
4	3	YIN Na	-	-	1	1	0.00
4	8	ZHANG Changning	-	-	1	1	0.00
	1	QIAO Ting	-	-	-	-	-
	4	WANG Qian	-	-	-	-	-
	6	YAN Ni	-	-	-	-	-
	9	LI Jing	-	-	-	-	-
	10	ZHANG Xiaoya	-	-	-	-	-
	11	LIU Yanhan	-	-	-	-	-
	13	WANG Qi	-	-	-	-	-
Team Totals			31		6	37	10.33

Non-Scoring Reception

Limit
25.00%

Rk	No	Name	Excellents	Faults	Serve Receptions	Total Attempts	Succ %
	4	WANG Qian	1	-	5	6	
	3	YIN Na	1	-	1	2	
	12	HUANG Liuyan	1	-	1	2	
	8	ZHANG Changning	-	-	1	1	
	9	LI Jing	-	-	1	1	
	13	WANG Qi	1	-	-	1	
	1	QIAO Ting	-	-	-	-	
	2	YAO di	-	-	-	-	
	5	DING Xia	-	-	-	-	
	6	YAN Ni	-	-	-	-	
	10	ZHANG Xiaoya	-	-	-	-	
	11	LIU Yanhan	-	-	-	-	
Team Totals			4		9	13	30.77

LEGEND							
Avg	Average	Eff%	Efficiency	Rk	Rank	Succ%	Success %

Timing and Results provided by Tissot



WED 24 SEP 2014

Start Time: 18:00 / End Time: 19:13

Match No.: 13

Match Statistics

경기 통계

Match Duration: 1h 13m

Spectators: 155

P3

TPE vs KAZ


3 0

Teams	Sets	1	2	3	Total
TPE	3	25	25	25	75
KAZ	0	17	14	18	49
	Playing Time	21m	23m	23m	1h 07m


First Referee: SUNG Haeyoeyun (KOR)

Second Referee: FIROUZI Ebrahim (IRI)


TPE - Chinese Taipei

Scoring Spike

Limit
15.00%

Rk	No	Name	Spikes	Faults	Shots	Total Attempts	Eff %
1	15	LEE Tzu Ying	13	1	10	24	50.00
2	11	CHEN Wan Ting	13	3	8	24	41.67
3	17	CHANG Chen Yin	3	2	16	21	4.76
	5	CHEN Yi Ju	8	1	5	14	
	13	WEN I Tzu	5	-	3	8	
	8	YANG Yi Chen	2	-	-	2	
	18	CHEN Tzu Ya	2	-	-	2	
	3	CHANG Yu Chia	-	-	-	-	
	6	HO Yen Chih	-	-	-	-	
	9	CHANG Li Wen	-	-	-	-	
	12	YANG Meng Hua	-	-	-	-	
	16	TSENG Wan Ling	-	-	-	-	
Team Totals			46	7	42	95	41.05

Scoring Block


Rk	No	Name	Kill Blocks	Faults	Rebounds	Total Attempts	Avg by Set
1	5	CHEN Yi Ju	2	1	8	11	0.67
2	13	WEN I Tzu	1	2	2	5	0.33
2	17	CHANG Chen Yin	1	-	2	3	0.33
2	15	LEE Tzu Ying	1	-	1	2	0.33
5	8	YANG Yi Chen	-	2	2	4	0.00
5	11	CHEN Wan Ting	-	-	3	3	0.00
	3	CHANG Yu Chia	-	-	-	-	
	6	HO Yen Chih	-	-	-	-	
	9	CHANG Li Wen	-	-	-	-	
	12	YANG Meng Hua	-	-	-	-	
	16	TSENG Wan Ling	-	-	-	-	
	18	CHEN Tzu Ya	-	-	-	-	
Team Totals			5	5	18	28	1.67

Scoring Service


Rk	No	Name	Aces	Faults	Serve Hits	Total Attempts	Avg by Set
1	8	YANG Yi Chen	3	2	7	12	1.00
2	11	CHEN Wan Ting	2	1	14	17	0.67
3	5	CHEN Yi Ju	1	2	7	10	0.33
4	13	WEN I Tzu	-	1	13	14	0.00
4	17	CHANG Chen Yin	-	1	10	11	0.00
4	15	LEE Tzu Ying	-	2	7	9	0.00
4	18	CHEN Tzu Ya	-	-	2	2	0.00
	3	CHANG Yu Chia	-	-	-	-	
	6	HO Yen Chih	-	-	-	-	
	9	CHANG Li Wen	-	-	-	-	
	12	YANG Meng Hua	-	-	-	-	
	16	TSENG Wan Ling	-	-	-	-	
Team Totals			6	9	60	75	2.00

Team
Opponent Errors & Team Faults

Opponent Errors & Team Faults	18	2
-------------------------------	----	---

Timing and Results provided by Tissot



WED 24 SEP 2014

Start Time: 18:00 / End Time: 19:13

Match No.: 13

Match Statistics

경기 통계

Match Duration: 1h 13m

Spectators: 155

P3

TPE vs KAZ


3 0

Teams	Sets	1	2	3	Total
TPE	3	25	25	25	75
KAZ	0	17	14	18	49
	Playing Time	21m	23m	23m	1h 07m


First Referee: SUNG Haeyoeyun (KOR)

Second Referee: FIROUZI Ebrahim (IRI)

TPE - Chinese Taipei

Non-Scoring Dig


Rk	No	Name	Digs	Faults	Receptions	Total Attempts	Avg by Set
1	12	YANG Meng Hua	3	2	14	19	1.00
2	15	LEE Tzu Ying	2	2	8	12	0.67
2	8	YANG Yi Chen	2	1	4	7	0.67
4	17	CHANG Chen Yin	1	1	12	14	0.33
4	11	CHEN Wan Ting	1	1	9	11	0.33
6	5	CHEN Yi Ju	-	-	6	6	0.00
6	13	WEN I Tzu	-	1	2	3	0.00
	3	CHANG Yu Chia	-	-	-	-	-
	6	HO Yen Chih	-	-	-	-	-
	9	CHANG Li Wen	-	-	-	-	-
	16	TSENG Wan Ling	-	-	-	-	-
	18	CHEN Tzu Ya	-	-	-	-	-
Team Totals			9	8	55	72	3.00

Non-Scoring Set


Rk	No	Name	Running Sets	Faults	Still Sets	Total Attempts	Avg by Set
1	8	YANG Yi Chen	37	3	38	78	12.33
2	12	YANG Meng Hua	4	1	3	8	1.33
3	11	CHEN Wan Ting	1	-	5	6	0.33
4	5	CHEN Yi Ju	-	-	2	2	0.00
	3	CHANG Yu Chia	-	-	-	-	-
	6	HO Yen Chih	-	-	-	-	-
	9	CHANG Li Wen	-	-	-	-	-
	13	WEN I Tzu	-	-	-	-	-
	15	LEE Tzu Ying	-	-	-	-	-
	16	TSENG Wan Ling	-	-	-	-	-
	17	CHANG Chen Yin	-	-	-	-	-
	18	CHEN Tzu Ya	-	-	-	-	-
Team Totals			42	4	48	94	14.00

Non-Scoring Reception

Limit
25.00%

Rk	No	Name	Excellents	Faults	Serve Receptions	Total Attempts	Succ %
1	15	LEE Tzu Ying	5	1	19	25	20.00
	17	CHANG Chen Yin	2	-	6	8	
	12	YANG Meng Hua	2	-	2	4	
	18	CHEN Tzu Ya	1	-	-	1	
	3	CHANG Yu Chia	-	-	-	-	
	5	CHEN Yi Ju	-	-	-	-	
	6	HO Yen Chih	-	-	-	-	
	8	YANG Yi Chen	-	-	-	-	
	9	CHANG Li Wen	-	-	-	-	
	11	CHEN Wan Ting	-	-	-	-	
	13	WEN I Tzu	-	-	-	-	
	16	TSENG Wan Ling	-	-	-	-	
Team Totals			10	1	27	38	26.32



WED 24 SEP 2014

Start Time: 18:00 / End Time: 19:13

Match No.: 13

Match Statistics

경기 통계

Match Duration: 1h 13m

Spectators: 155

P3

TPE vs KAZ


3 0

Teams	Sets	1	2	3	Total
TPE	3	25	25	25	75
KAZ	0	17	14	18	49
	Playing Time	21m	23m	23m	1h 07m


First Referee: SUNG Haeyoeyun (KOR)

Second Referee: FIROUZI Ebrahim (IRI)


KAZ - Kazakhstan

Scoring Spike

Limit
15.00%

Rk	No	Name	Spikes	Faults	Shots	Total Attempts	Eff %
	1	GORDEYEVA Yelena	2	4	23	29	
	18	KOLOMOYETS Anastassiya	6	3	2	11	
	6	AKILOVA Natalya	2	-	8	10	
	8	SHENBERGER Irina	4	3	3	10	
	11	ROSTOVCHSHIKOVA Anastassiya	4	3	3	10	
	4	CHUMAK Irina	3	1	5	9	
	12	AIZHARIKHOVA Ainagul	3	1	3	7	
	7	RAZORENKOVA Yekaterina	2	-	2	4	
	15	BATKULDINA Aliya	-	-	2	2	
	5	RYLOVA Valeriya	-	-	-	-	
	10	DANILOVA Regina	-	-	-	-	
	17	MARATOVA Ardak	-	-	-	-	
Team Totals			26	15	51	92	11.96

Scoring Block


Rk	No	Name	Kill Blocks	Faults	Rebounds	Total Attempts	Avg by Set
1	18	KOLOMOYETS Anastassiya	2	7	2	11	0.67
2	12	AIZHARIKHOVA Ainagul	1	1	3	5	0.33
3	6	AKILOVA Natalya	-	2	5	7	0.00
3	4	CHUMAK Irina	-	1	3	4	0.00
3	8	SHENBERGER Irina	-	3	1	4	0.00
3	1	GORDEYEVA Yelena	-	1	1	2	0.00
3	11	ROSTOVCHSHIKOVA Anastassiya	-	2	-	2	0.00
3	7	RAZORENKOVA Yekaterina	-	1	-	1	0.00
3	15	BATKULDINA Aliya	-	1	-	1	0.00
	5	RYLOVA Valeriya	-	-	-	-	
	10	DANILOVA Regina	-	-	-	-	
	17	MARATOVA Ardak	-	-	-	-	
Team Totals			3	19	15	37	1.00

Scoring Service


Rk	No	Name	Aces	Faults	Serve Hits	Total Attempts	Avg by Set
1	8	SHENBERGER Irina	1	-	7	8	0.33
2	6	AKILOVA Natalya	-	1	9	10	0.00
2	7	RAZORENKOVA Yekaterina	-	-	6	6	0.00
2	12	AIZHARIKHOVA Ainagul	-	2	4	6	0.00
2	1	GORDEYEVA Yelena	-	-	5	5	0.00
2	4	CHUMAK Irina	-	-	5	5	0.00
2	18	KOLOMOYETS Anastassiya	-	-	4	4	0.00
2	11	ROSTOVCHSHIKOVA Anastassiya	-	1	2	3	0.00
2	15	BATKULDINA Aliya	-	-	1	1	0.00
2	17	MARATOVA Ardak	-	1	-	1	0.00
	5	RYLOVA Valeriya	-	-	-	-	
	10	DANILOVA Regina	-	-	-	-	
Team Totals			1	5	43	49	0.33

Team
Opponent Errors & Team Faults

19	2
----	---

Timing and Results provided by Tissot



WED 24 SEP 2014
Start Time: 18:00 / End Time: 19:13

Match No.: 13

Match Statistics

경기 통계

Match Duration: 1h 13m
Spectators: 155

P3

TPE vs KAZ


3 0

Teams	Sets	1	2	3	Total
TPE	3	25	25	25	75
KAZ	0	17	14	18	49
	Playing Time	21m	23m	23m	1h 07m


First Referee: SUNG Haeyooun (KOR)

Second Referee: FIROUZI Ebrahim (IRI)

KAZ - Kazakhstan

Non-Scoring Dig


Rk	No	Name	Digs	Faults	Receptions	Total Attempts	Avg by Set
1	5	RYLOVA Valeriya	4	7	15	26	1.33
2	1	GORDEYEVA Yelena	2	1	3	6	0.67
3	8	SHENBERGER Irina	1	1	4	6	0.33
4	7	RAZORENKOVA Yekaterina	-	1	11	12	0.00
4	6	AKILOVA Natalya	-	1	4	5	0.00
4	12	AIZHARIKHOVA Ainagul	-	-	2	2	0.00
4	4	CHUMAK Irina	-	1	1	2	0.00
4	11	ROSTOVCHSHIKOVA Anastassiya	-	-	1	1	0.00
4	15	BATKULDINA Aliya	-	-	1	1	0.00
	10	DANILOVA Regina	-	-	-	-	-
	17	MARATOVA Ardak	-	-	-	-	-
	18	KOLOMOYETS Anastassiya	-	-	-	-	-
Team Totals			7	12	42	61	2.33

Non-Scoring Set


Rk	No	Name	Running Sets	Faults	Still Sets	Total Attempts	Avg by Set
1	6	AKILOVA Natalya	20	-	41	61	6.67
2	15	BATKULDINA Aliya	2	-	3	5	0.67
2	1	GORDEYEVA Yelena	2	-	2	4	0.67
4	18	KOLOMOYETS Anastassiya	1	1	1	3	0.33
5	7	RAZORENKOVA Yekaterina	-	-	5	5	0.00
5	5	RYLOVA Valeriya	-	-	4	4	0.00
5	8	SHENBERGER Irina	-	-	4	4	0.00
5	4	CHUMAK Irina	-	-	1	1	0.00
5	12	AIZHARIKHOVA Ainagul	-	-	1	1	0.00
	10	DANILOVA Regina	-	-	-	-	-
	11	ROSTOVCHSHIKOVA Anastassiya	-	-	-	-	-
	17	MARATOVA Ardak	-	-	-	-	-
Team Totals			25	1	62	88	8.33

Non-Scoring Reception

Limit
25.00%

Rk	No	Name	Excellents	Faults	Serve Receptions	Total Attempts	Succ %
1	5	RYLOVA Valeriya	6	-	12	18	33.33
1	8	SHENBERGER Irina	6	2	10	18	33.33
3	1	GORDEYEVA Yelena	2	2	10	14	14.29
	7	RAZORENKOVA Yekaterina	-	2	5	7	-
	11	ROSTOVCHSHIKOVA Anastassiya	-	-	4	4	-
	4	CHUMAK Irina	-	-	1	1	-
	17	MARATOVA Ardak	-	-	1	1	-
	6	AKILOVA Natalya	-	-	-	-	-
	10	DANILOVA Regina	-	-	-	-	-
	12	AIZHARIKHOVA Ainagul	-	-	-	-	-
	15	BATKULDINA Aliya	-	-	-	-	-
	18	KOLOMOYETS Anastassiya	-	-	-	-	-
Team Totals			14	6	43	63	22.22

LEGEND		Eff%		Rk		Succ%	
Avg	Average	Eff%	Efficiency	Rk	Rank	Succ%	Success %

Timing and Results provided by Tissot



Results Table - Preliminary Round

결과표 - 조별리그

As of WED 24 SEP 2014 at 21:37

P4

Match	Date	Teams	Sets	Points per Set					Total Points	Match Duration	Spectators
				1	2	3	4	5			
1	20 SEP 2014	KOR vs IND	3 - 0	25 - 5	25 - 12	25 - 13			75 - 30	1h 03m	2,500
3	21 SEP 2014	THA vs JPN	3 - 1	25 - 27	25 - 18	25 - 19	25 - 21		100 - 85	1h 54m	4,000
5	22 SEP 2014	IND vs JPN	0 - 3	6 - 25	11 - 25	12 - 25			29 - 75	1h 02m	245
10	23 SEP 2014	KOR vs THA	3 - 0	25 - 21	25 - 20	25 - 21			75 - 62	1h 25m	3,500
11	24 SEP 2014	THA vs IND	3 - 0	25 - 19	25 - 12	25 - 11			75 - 42	1h 08m	190
16	25 SEP 2014	KOR vs JPN									

Match	Date	Teams	Sets	Points per Set					Total Points	Match Duration	Spectators
				1	2	3	4	5			
2	20 SEP 2014	TPE vs HKG	3 - 0	25 - 10	25 - 12	25 - 19			75 - 41	1h 07m	220
4	21 SEP 2014	KAZ vs CHN	0 - 3	14 - 25	11 - 25	14 - 25			39 - 75	1h 09m	1,000
6	22 SEP 2014	HKG vs KAZ	1 - 3	25 - 23	17 - 25	16 - 25	22 - 25		80 - 98	1h 48m	270
7	22 SEP 2014	MDV vs TPE	0 - 3	3 - 25	11 - 25	7 - 25			21 - 75	53m	190
8	23 SEP 2014	CHN vs HKG	3 - 0	25 - 10	25 - 12	25 - 7			75 - 29	1h 01m	1,000
9	23 SEP 2014	KAZ vs MDV	3 - 0	25 - 6	25 - 10	25 - 10			75 - 26	59m	1,500
12	24 SEP 2014	MDV vs CHN	0 - 3	7 - 25	7 - 25	6 - 25			20 - 75	54m	176
13	24 SEP 2014	TPE vs KAZ	3 - 0	25 - 17	25 - 14	25 - 18			75 - 49	1h 13m	155
14	25 SEP 2014	CHN vs TPE									
15	25 SEP 2014	HKG vs MDV									

Statistics of	Average match duration	Average spectators	Total spectators
Preliminary Round	1h 12m	1.150	14,946

Rank	Team	Ranking Points	Matches			Results Details						Sets			Points		
			Played	Won	Lost	3-0	3-1	3-2	2-3	1-3	0-3	Won	Lost	Ratio	Won	Lost	Ratio
1	KOR	6	2	2	0	2						6	0	MAX	150	92	1.630
2	THA	6	3	2	1	1	1					6	4	1.500	237	202	1.173
3	JPN	3	2	1	1	1				1		4	3	1.333	160	129	1.240
4	IND	0	3	0	3						3	0	9	0.000	101	225	0.449

Rank	Team	Ranking Points	Matches			Results Details						Sets			Points		
			Played	Won	Lost	3-0	3-1	3-2	2-3	1-3	0-3	Won	Lost	Ratio	Won	Lost	Ratio
1	CHN	9	3	3	0	3						9	0	MAX	225	88	2.557
2	TPE	9	3	3	0	3						9	0	MAX	225	111	2.027
3	KAZ	6	4	2	2	1	1					6	7	0.857	261	256	1.020
4	HKG	0	3	0	3					1	2	1	9	0.111	150	248	0.605
5	MDV	0	3	0	3						3	0	9	0.000	67	225	0.298

LEGEND	
MAX	Ratio with no points or sets lost
Ratio	Ratio of points or sets won/lost

Timing and Results provided by Tissot





Teams Ranking by Skills


스킬별 팀 순위

As of WED 24 SEP 2014 at 21:01

P6

Scoring Spike	Rk	Name	Spikes	Faults	Shots	Total Attempts	Eff %
	1	CHN - China	113	12	64	189	53.44
	2	TPE - Chinese Taipei	123	21	81	225	45.33
	3	KOR - Republic of Korea	79	14	73	166	39.16
	4	THA - Thailand	153	44	160	357	30.53
	5	JPN - Japan	82	31	116	229	22.27
	6	KAZ - Kazakhstan	128	60	172	360	18.89
	7	IND - India	58	50	138	246	3.25
	8	HKG - Hong Kong, China	69	64	163	296	1.69
	9	MDV - Maldives	18	37	81	136	0.00
	Tournament Totals			823	333	1048	2204

Scoring Block	Rk	Name	Kill Blocks	Faults	Rebounds	Total Attempts	Avg by Set
	1	JPN - Japan	20	24	43	87	2.86
	2	KOR - Republic of Korea	17	28	26	71	2.83
	3	CHN - China	24	22	38	84	2.67
	4	KAZ - Kazakhstan	30	47	72	149	2.31
	5	THA - Thailand	15	56	79	150	1.50
	6	HKG - Hong Kong, China	12	32	40	84	1.20
	7	TPE - Chinese Taipei	8	12	34	54	0.89
	8	IND - India	6	24	45	75	0.67
	9	MDV - Maldives	2	18	6	26	0.22
	Tournament Totals			134	263	383	780

Scoring Service	Rk	Name	Aces	Faults	Serve Hits	Total Attempts	Avg by Set
	1	TPE - Chinese Taipei	47	29	148	224	5.22
	2	CHN - China	37	19	167	223	4.11
	3	KOR - Republic of Korea	15	14	117	146	2.50
	4	KAZ - Kazakhstan	28	26	203	257	2.15
	5	JPN - Japan	12	15	130	157	1.71
	6	THA - Thailand	10	30	198	238	1.00
	7	HKG - Hong Kong, China	9	26	119	154	0.90
	8	IND - India	4	19	83	106	0.44
	9	MDV - Maldives	3	15	52	70	0.33
	Tournament Totals			165	193	1217	1575





Teams Ranking by Skills


스킬별 팀 순위

As of WED 24 SEP 2014 at 21:01

P6

Non-Scoring Dig	Rk	Name	Digs	Faults	Receptions	Total Attempts	Avg by Set
	1	TPE - Chinese Taipei	31	14	128	173	3.44
	2	KOR - Republic of Korea	16	17	81	114	2.67
	3	THA - Thailand	24	25	177	226	2.40
	3	HKG - Hong Kong, China	24	46	141	211	2.40
	5	JPN - Japan	14	22	124	160	2.00
	6	CHN - China	17	14	105	136	1.89
	7	KAZ - Kazakhstan	20	38	207	265	1.54
	8	IND - India	10	45	128	183	1.11
	9	MDV - Maldives	3	42	62	107	0.33
	Tournament Totals			159	263	1153	1575

Non-Scoring Set	Rk	Name	Running Sets	Faults	Still Sets	Total Attempts	Avg by Set
	1	THA - Thailand	147	1	186	334	14.70
	2	TPE - Chinese Taipei	113	8	102	223	12.56
	3	KOR - Republic of Korea	70	-	80	150	11.67
	4	CHN - China	104	1	70	175	11.56
	5	JPN - Japan	73	1	144	218	10.43
	6	KAZ - Kazakhstan	109	8	212	329	8.38
	7	HKG - Hong Kong, China	58	4	213	275	5.80
	8	IND - India	50	9	183	242	5.56
	9	MDV - Maldives	16	6	123	145	1.78
	Tournament Totals			740	38	1313	2091

Non-Scoring Reception	Rk	Name	Excellents	Faults	Serve Receptions	Total Attempts	Succ %
	1	KOR - Republic of Korea	41	2	33	76	53.95
	2	CHN - China	30	4	41	75	40.00
	3	JPN - Japan	41	3	61	105	39.05
	4	THA - Thailand	65	10	98	173	37.57
	5	TPE - Chinese Taipei	27	7	54	88	30.68
	6	IND - India	54	26	103	183	29.51
	7	KAZ - Kazakhstan	58	17	137	212	27.36
	8	HKG - Hong Kong, China	49	36	122	207	23.67
	9	MDV - Maldives	14	56	97	167	8.38
	Tournament Totals			379	161	746	1286

LEGEND			
Avg	Eff%	Rk	Succ%
Average	Efficiency	Rank	Success %

Timing and Results provided by Tissot





Cumulative Statistics by Skills


스킬별 누적통계

CHN - China

AFTER 3 MATCHES

Scoring Spike	No	Name	Spikes	Faults	Shots	Total Attempts	Eff %
	1	QIAO Ting	8	-	5	13	61.54
	2	YAO di	-	1	-	1	0.00
	3	YIN Na	6	-	9	15	40.00
	4	WANG Qian	-	-	-	-	0.00
	5	DING Xia	3	1	1	5	40.00
	6	YAN Ni	17	-	7	24	70.83
	8	ZHANG Changning	31	5	14	50	52.00
	9	LI Jing	12	-	10	22	54.55
	10	ZHANG Xiaoya	15	1	4	20	70.00
	11	LIU Yanhan	17	3	7	27	51.85
	12	HUANG Liuyan	-	-	-	-	0.00
	13	WANG Qi	4	1	7	12	25.00
	Team Totals			113	12	64	189

Scoring Block	No	Name	Kill Blocks	Faults	Rebounds	Total Attempts	Avg by Set
	1	QIAO Ting	1	3	5	9	0.11
	2	YAO di	1	3	1	5	0.11
	3	YIN Na	2	-	7	9	0.22
	4	WANG Qian	-	-	-	-	0.00
	5	DING Xia	-	2	3	5	0.00
	6	YAN Ni	7	4	5	16	0.78
	8	ZHANG Changning	6	4	4	14	0.67
	9	LI Jing	2	1	4	7	0.22
	10	ZHANG Xiaoya	3	1	6	10	0.33
	11	LIU Yanhan	-	3	2	5	0.00
	12	HUANG Liuyan	-	-	-	-	0.00
	13	WANG Qi	2	1	1	4	0.22
	Team Totals			24	22	38	84

Scoring Service	No	Name	Aces	Faults	Serve Hits	Total Attempts	Avg by Set
	1	QIAO Ting	1	1	9	11	0.11
	2	YAO di	6	1	15	22	0.67
	3	YIN Na	3	-	23	26	0.33
	4	WANG Qian	-	-	-	-	0.00
	5	DING Xia	1	2	11	14	0.11
	6	YAN Ni	4	3	27	34	0.44
	8	ZHANG Changning	9	4	28	41	1.00
	9	LI Jing	5	1	7	13	0.56
	10	ZHANG Xiaoya	-	1	23	24	0.00
	11	LIU Yanhan	5	5	12	22	0.56
	12	HUANG Liuyan	-	-	-	-	0.00
	13	WANG Qi	3	1	12	16	0.33
	Team Totals			37	19	167	223

Team	Opponent Errors & Team Faults	51	
-------------	--	----	--





Cumulative Statistics by Skills


스킬별 누적통계

CHN - China

AFTER 3 MATCHES

Non-Scoring Dig	No	Name	Digs	Faults	Receptions	Total Attempts	Avg by Set
	1	QIAO Ting	-	-	4	4	0.00
	2	YAO di	-	2	3	5	0.00
	3	YIN Na	3	-	15	18	0.33
	4	WANG Qian	4	1	14	19	0.44
	5	DING Xia	-	2	9	11	0.00
	6	YAN Ni	-	1	2	3	0.00
	8	ZHANG Changning	1	1	11	13	0.11
	9	LI Jing	2	1	10	13	0.22
	10	ZHANG Xiaoya	-	2	5	7	0.00
	11	LIU Yanhan	1	3	10	14	0.11
	12	HUANG Liuyan	4	-	11	15	0.44
	13	WANG Qi	2	1	11	14	0.22
	Team Totals			17	14	105	136

Non-Scoring Set	No	Name	Running Sets	Faults	Still Sets	Total Attempts	Avg by Set
	1	QIAO Ting	-	-	1	1	0.00
	2	YAO di	38	-	27	65	4.22
	3	YIN Na	3	-	3	6	0.33
	4	WANG Qian	1	-	1	2	0.11
	5	DING Xia	59	1	26	86	6.56
	6	YAN Ni	1	-	2	3	0.11
	8	ZHANG Changning	1	-	2	3	0.11
	9	LI Jing	-	-	2	2	0.00
	10	ZHANG Xiaoya	-	-	-	-	0.00
	11	LIU Yanhan	-	-	2	2	0.00
	12	HUANG Liuyan	1	-	3	4	0.11
	13	WANG Qi	-	-	1	1	0.00
	Team Totals			104	1	70	175

Non-Scoring Reception	No	Name	Excellents	Faults	Serve Receptions	Total Attempts	Succ %
	1	QIAO Ting	-	-	-	-	0.00
	2	YAO di	-	-	-	-	0.00
	3	YIN Na	10	-	4	14	71.43
	4	WANG Qian	9	2	15	26	34.62
	5	DING Xia	-	-	-	-	0.00
	6	YAN Ni	-	-	-	-	0.00
	8	ZHANG Changning	4	1	6	11	36.36
	9	LI Jing	1	1	1	3	33.33
	10	ZHANG Xiaoya	-	-	-	-	0.00
	11	LIU Yanhan	-	-	2	2	0.00
	12	HUANG Liuyan	4	-	8	12	33.33
	13	WANG Qi	2	-	5	7	28.57
	Team Totals			30	4	41	75

LEGEND			
Avg	Eff%	Succ%	
Average	Efficiency	Success %	

Timing and Results provided by Tissot





Cumulative Statistics by Skills


스킬별 누적통계

IND - India

AFTER 3 MATCHES

Scoring Spike	No	Name	Spikes	Faults	Shots	Total Attempts	Eff %	
	1	PRIYANKA Khedkar	-	-	-	-	0.00	
	3	REKHA S	4	6	14	24	0.00	
	4	ANUSRI Ghosh	6	7	17	30	0.00	
	5	POORNIMA M S	5	3	12	20	10.00	
	7	SOUMYA V	11	10	28	49	2.04	
	8	SHEEBA P V	6	5	11	22	4.55	
	9	TIJI Raju	8	4	15	27	14.81	
	10	NIRMALA	14	13	36	63	1.59	
	12	TERIN Antony	3	1	2	6	33.33	
	13	PREETI Singh	1	1	2	4	0.00	
	14	SRUTIMOL N	-	-	-	-	0.00	
	15	RESHMA P P	-	-	1	1	0.00	
	Team Totals			58	50	138	246	3.25

Scoring Block	No	Name	Kill Blocks	Faults	Rebounds	Total Attempts	Avg by Set	
	1	PRIYANKA Khedkar	-	-	-	-	0.00	
	3	REKHA S	1	2	-	3	0.11	
	4	ANUSRI Ghosh	1	1	18	20	0.11	
	5	POORNIMA M S	-	1	4	5	0.00	
	7	SOUMYA V	-	4	2	6	0.00	
	8	SHEEBA P V	-	-	4	4	0.00	
	9	TIJI Raju	3	10	10	23	0.33	
	10	NIRMALA	1	2	3	6	0.11	
	12	TERIN Antony	-	3	3	6	0.00	
	13	PREETI Singh	-	1	1	2	0.00	
	14	SRUTIMOL N	-	-	-	-	0.00	
	15	RESHMA P P	-	-	-	-	0.00	
	Team Totals			6	24	45	75	0.67

Scoring Service	No	Name	Aces	Faults	Serve Hits	Total Attempts	Avg by Set	
	1	PRIYANKA Khedkar	-	-	-	-	0.00	
	3	REKHA S	-	1	2	3	0.00	
	4	ANUSRI Ghosh	1	1	9	11	0.11	
	5	POORNIMA M S	-	3	4	7	0.00	
	7	SOUMYA V	-	-	9	9	0.00	
	8	SHEEBA P V	-	-	9	9	0.00	
	9	TIJI Raju	2	4	15	21	0.22	
	10	NIRMALA	-	2	16	18	0.00	
	12	TERIN Antony	1	8	17	26	0.11	
	13	PREETI Singh	-	-	-	-	0.00	
	14	SRUTIMOL N	-	-	-	-	0.00	
	15	RESHMA P P	-	-	2	2	0.00	
	Team Totals			4	19	83	106	0.44

Team	Opponent Errors & Team Faults	33	2
-------------	--	----	---





Cumulative Statistics by Skills


스킬별 누적통계

IND - India

AFTER 3 MATCHES

Non-Scoring Dig	No	Name	Digs	Faults	Receptions	Total Attempts	Avg by Set	
	1	PRIYANKA Khedkar	7	14	26	47	0.78	
	3	REKHA S	1	7	10	18	0.11	
	4	ANUSRI Ghosh	-	-	4	4	0.00	
	5	POORNIMA M S	-	-	10	11	0.00	
	7	SOUMYA V	1	2	17	20	0.11	
	8	SHEEBA P V	-	3	14	17	0.00	
	9	TIJI Raju	-	3	17	20	0.00	
	10	NIRMALA	-	8	20	28	0.00	
	12	TERIN Antony	1	5	8	14	0.11	
	13	PREETI Singh	-	-	1	1	0.00	
	14	SRUTIMOL N	-	-	-	-	0.00	
	15	RESHMA P P	-	2	1	3	0.00	
	Team Totals			10	45	128	183	1.11

Non-Scoring Set	No	Name	Running Sets	Faults	Still Sets	Total Attempts	Avg by Set	
	1	PRIYANKA Khedkar	1	-	10	11	0.11	
	3	REKHA S	-	-	2	2	0.00	
	4	ANUSRI Ghosh	-	-	6	6	0.00	
	5	POORNIMA M S	-	1	1	2	0.00	
	7	SOUMYA V	-	-	2	2	0.00	
	8	SHEEBA P V	1	-	3	4	0.11	
	9	TIJI Raju	-	1	6	7	0.00	
	10	NIRMALA	-	-	3	3	0.00	
	12	TERIN Antony	48	6	143	197	5.33	
	13	PREETI Singh	-	-	-	-	0.00	
	14	SRUTIMOL N	-	1	7	8	0.00	
	15	RESHMA P P	-	-	-	-	0.00	
	Team Totals			50	9	183	242	5.56

Non-Scoring Reception	No	Name	Excellents	Faults	Serve Receptions	Total Attempts	Succ %	
	1	PRIYANKA Khedkar	19	4	16	39	48.72	
	3	REKHA S	8	-	14	22	36.36	
	4	ANUSRI Ghosh	2	-	6	8	25.00	
	5	POORNIMA M S	-	-	-	-	0.00	
	7	SOUMYA V	11	9	23	43	25.58	
	8	SHEEBA P V	-	-	1	1	0.00	
	9	TIJI Raju	-	2	5	7	0.00	
	10	NIRMALA	13	9	35	57	22.81	
	12	TERIN Antony	-	-	-	-	0.00	
	13	PREETI Singh	-	-	-	-	0.00	
	14	SRUTIMOL N	-	1	-	1	0.00	
	15	RESHMA P P	1	1	3	5	20.00	
	Team Totals			54	26	103	183	29.51

LEGEND			
Avg	Eff%	Succ%	
Average	Efficiency	Success %	

Timing and Results provided by Tissot





Cumulative Statistics by Skills


스킬별 누적통계

KAZ - Kazakhstan

AFTER 4 MATCHES

Scoring Spike	No	Name	Spikes	Faults	Shots	Total Attempts	Eff %	
	1	GORDEYEVA Yelena	21	11	49	81	12.35	
	4	CHUMAK Irina	9	6	17	32	9.38	
	5	RYLOVA Valeriya	-	-	-	-	0.00	
	6	AKILOVA Natalya	21	2	30	53	35.85	
	7	RAZORENKOVA Yekaterina	12	7	13	32	15.63	
	8	SHENBERGER Irina	15	12	25	52	5.77	
	10	DANILOVA Regina	2	3	1	6	0.00	
	11	ROSTOVCHSHIKOVA Anastassiya	11	8	13	32	9.38	
	12	AIZHARIKHOVA Ainagul	10	1	10	21	42.86	
	15	BATKULDINA Aliya	2	2	3	7	0.00	
	17	MARATOVA Ardak	2	1	4	7	14.29	
	18	KOLOMOYETS Anastassiya	23	7	7	37	43.24	
	Team Totals			128	60	172	360	18.89

Scoring Block	No	Name	Kill Blocks	Faults	Rebounds	Total Attempts	Avg by Set	
	1	GORDEYEVA Yelena	1	2	6	9	0.08	
	4	CHUMAK Irina	2	7	11	20	0.15	
	5	RYLOVA Valeriya	-	-	-	-	0.00	
	6	AKILOVA Natalya	1	9	13	23	0.08	
	7	RAZORENKOVA Yekaterina	4	5	4	13	0.31	
	8	SHENBERGER Irina	4	5	3	12	0.31	
	10	DANILOVA Regina	1	-	-	1	0.08	
	11	ROSTOVCHSHIKOVA Anastassiya	4	4	3	11	0.31	
	12	AIZHARIKHOVA Ainagul	2	2	9	13	0.15	
	15	BATKULDINA Aliya	2	2	2	6	0.15	
	17	MARATOVA Ardak	1	-	-	1	0.08	
	18	KOLOMOYETS Anastassiya	8	11	21	40	0.62	
	Team Totals			30	47	72	149	2.31

Scoring Service	No	Name	Aces	Faults	Serve Hits	Total Attempts	Avg by Set	
	1	GORDEYEVA Yelena	6	2	30	38	0.46	
	4	CHUMAK Irina	3	4	32	39	0.23	
	5	RYLOVA Valeriya	-	-	-	-	0.00	
	6	AKILOVA Natalya	5	3	29	37	0.38	
	7	RAZORENKOVA Yekaterina	2	-	23	25	0.15	
	8	SHENBERGER Irina	5	3	20	28	0.38	
	10	DANILOVA Regina	1	1	3	5	0.08	
	11	ROSTOVCHSHIKOVA Anastassiya	-	3	7	10	0.00	
	12	AIZHARIKHOVA Ainagul	1	2	14	17	0.08	
	15	BATKULDINA Aliya	2	3	10	15	0.15	
	17	MARATOVA Ardak	1	1	8	10	0.08	
	18	KOLOMOYETS Anastassiya	2	4	27	33	0.15	
	Team Totals			28	26	203	257	2.15

Team	Opponent Errors & Team Faults	75	9
------	-------------------------------	----	---





Cumulative Statistics by Skills


스킬별 누적통계

KAZ - Kazakhstan

AFTER 4 MATCHES

Non-Scoring Dig	No	Name	Digs	Faults	Receptions	Total Attempts	Avg by Set	
	1	GORDEYEVA Yelena	3	5	30	38	0.23	
	4	CHUMAK Irina	-	2	16	18	0.00	
	5	RYLOVA Valeriya	11	14	51	76	0.85	
	6	AKILOVA Natalya	-	6	23	29	0.00	
	7	RAZORENKOVA Yekaterina	1	4	24	29	0.08	
	8	SHENBERGER Irina	3	5	29	37	0.23	
	10	DANILOVA Regina	-	-	5	5	0.00	
	11	ROSTOVCHSHIKOVA Anastassiya	1	-	7	8	0.08	
	12	AIZHARIKHOVA Ainagul	-	-	10	10	0.00	
	15	BATKULDINA Aliya	1	1	5	7	0.08	
	17	MARATOVA Ardak	-	-	2	2	0.00	
	18	KOLOMOYETS Anastassiya	-	1	5	6	0.00	
	Team Totals			20	38	207	265	1.54

Non-Scoring Set	No	Name	Running Sets	Faults	Still Sets	Total Attempts	Avg by Set	
	1	GORDEYEVA Yelena	4	-	7	11	0.31	
	4	CHUMAK Irina	1	-	10	11	0.08	
	5	RYLOVA Valeriya	1	-	15	16	0.08	
	6	AKILOVA Natalya	62	4	124	190	4.77	
	7	RAZORENKOVA Yekaterina	1	-	11	12	0.08	
	8	SHENBERGER Irina	-	-	4	4	0.00	
	10	DANILOVA Regina	1	-	1	2	0.08	
	11	ROSTOVCHSHIKOVA Anastassiya	-	-	4	4	0.00	
	12	AIZHARIKHOVA Ainagul	3	1	3	7	0.23	
	15	BATKULDINA Aliya	33	2	30	65	2.54	
	17	MARATOVA Ardak	1	-	-	1	0.08	
	18	KOLOMOYETS Anastassiya	2	1	3	6	0.15	
	Team Totals			109	8	212	329	8.38

Non-Scoring Reception	No	Name	Excellents	Faults	Serve Receptions	Total Attempts	Succ %	
	1	GORDEYEVA Yelena	13	5	28	46	28.26	
	4	CHUMAK Irina	-	-	1	1	0.00	
	5	RYLOVA Valeriya	22	2	41	65	33.85	
	6	AKILOVA Natalya	-	-	-	-	0.00	
	7	RAZORENKOVA Yekaterina	4	2	19	25	16.00	
	8	SHENBERGER Irina	13	3	31	47	27.66	
	10	DANILOVA Regina	2	1	3	6	33.33	
	11	ROSTOVCHSHIKOVA Anastassiya	3	2	11	16	18.75	
	12	AIZHARIKHOVA Ainagul	-	1	-	1	0.00	
	15	BATKULDINA Aliya	-	-	-	-	0.00	
	17	MARATOVA Ardak	1	1	3	5	20.00	
	18	KOLOMOYETS Anastassiya	-	-	-	-	0.00	
	Team Totals			58	17	137	212	27.36

LEGEND			
Avg	Eff%	Succ%	
Average	Efficiency	Success %	

Timing and Results provided by Tissot





Cumulative Statistics by Skills


스킬별 누적통계

MDV - Maldives

AFTER 3 MATCHES

Scoring Spike	No	Name	Spikes	Faults	Shots	Total Attempts	Eff %
	2	AZEEFA Mariyam	9	8	22	39	2.56
	3	HALEEM Mariyam	-	-	1	1	0.00
	4	AREESHA Aminath	-	-	-	-	0.00
	6	RASHIDHA Hawwa	5	12	29	46	0.00
	7	ADAM Shaufa	-	-	2	2	0.00
	8	SAMA Haleemath	-	-	-	-	0.00
	9	ZAREER Fathimath Joozan	-	-	1	1	0.00
	10	MAJIDHA Aishath	4	13	25	42	0.00
	11	HASSAN Mueena	-	-	-	-	0.00
	13	IBRAHIM Nasra	-	-	-	-	0.00
	15	MOOSA Fathimath Zeeniya	-	1	1	2	0.00
	16	IBRAHIM Khadheeja	-	3	-	3	0.00
Team Totals			18	37	81	136	

Scoring Block	No	Name	Kill Blocks	Faults	Rebounds	Total Attempts	Avg by Set
	2	AZEEFA Mariyam	1	3	-	4	0.11
	3	HALEEM Mariyam	-	-	-	-	0.00
	4	AREESHA Aminath	-	-	-	-	0.00
	6	RASHIDHA Hawwa	1	2	-	3	0.11
	7	ADAM Shaufa	-	6	4	10	0.00
	8	SAMA Haleemath	-	-	-	-	0.00
	9	ZAREER Fathimath Joozan	-	-	-	-	0.00
	10	MAJIDHA Aishath	-	1	1	2	0.00
	11	HASSAN Mueena	-	-	-	-	0.00
	13	IBRAHIM Nasra	-	2	-	2	0.00
	15	MOOSA Fathimath Zeeniya	-	-	-	-	0.00
	16	IBRAHIM Khadheeja	-	4	1	5	0.00
Team Totals			2	18	6	26	0.22

Scoring Service	No	Name	Aces	Faults	Serve Hits	Total Attempts	Avg by Set
	2	AZEEFA Mariyam	1	3	5	9	0.11
	3	HALEEM Mariyam	-	-	1	1	0.00
	4	AREESHA Aminath	-	-	-	-	0.00
	6	RASHIDHA Hawwa	2	3	10	15	0.22
	7	ADAM Shaufa	-	3	8	11	0.00
	8	SAMA Haleemath	-	-	-	-	0.00
	9	ZAREER Fathimath Joozan	-	-	-	-	0.00
	10	MAJIDHA Aishath	-	2	7	9	0.00
	11	HASSAN Mueena	-	-	-	-	0.00
	13	IBRAHIM Nasra	-	2	13	15	0.00
	15	MOOSA Fathimath Zeeniya	-	-	1	1	0.00
	16	IBRAHIM Khadheeja	-	2	7	9	0.00
Team Totals			3	15	52	70	0.33

Team	Opponent Errors & Team Faults	44	4
-------------	--	----	---





Cumulative Statistics by Skills


스킬별 누적통계

MDV - Maldives

AFTER 3 MATCHES

Non-Scoring Dig	No	Name	Digs	Faults	Receptions	Total Attempts	Avg by Set
	2	AZEEFA Mariyam	-	5	6	11	0.00
	3	HALEEM Mariyam	-	2	1	3	0.00
	4	AREESHA Aminath	-	-	1	1	0.00
	6	RASHIDHA Hawwa	-	4	13	17	0.00
	7	ADAM Shaufa	-	-	4	4	0.00
	8	SAMA Haleemath	-	-	-	-	0.00
	9	ZAREER Fathimath Joozan	-	-	-	-	0.00
	10	MAJIDHA Aishath	-	6	13	19	0.00
	11	HASSAN Mueena	1	11	12	24	0.11
	13	IBRAHIM Nasra	2	9	7	18	0.22
	15	MOOSA Fathimath Zeeniya	-	1	3	4	0.00
	16	IBRAHIM Khadheeja	-	4	2	6	0.00
Team Totals			3	42	62	107	0.33

Non-Scoring Set	No	Name	Running Sets	Faults	Still Sets	Total Attempts	Avg by Set
	2	AZEEFA Mariyam	-	-	4	4	0.00
	3	HALEEM Mariyam	-	-	-	-	0.00
	4	AREESHA Aminath	-	-	-	-	0.00
	6	RASHIDHA Hawwa	-	-	4	4	0.00
	7	ADAM Shaufa	1	1	7	9	0.11
	8	SAMA Haleemath	-	-	-	-	0.00
	9	ZAREER Fathimath Joozan	1	-	4	5	0.11
	10	MAJIDHA Aishath	2	-	9	11	0.22
	11	HASSAN Mueena	-	2	8	10	0.00
	13	IBRAHIM Nasra	11	3	80	94	1.22
	15	MOOSA Fathimath Zeeniya	-	-	1	1	0.00
	16	IBRAHIM Khadheeja	1	-	6	7	0.11
Team Totals			16	6	123	145	1.78

Non-Scoring Reception	No	Name	Excellents	Faults	Serve Receptions	Total Attempts	Succ %
	2	AZEEFA Mariyam	4	12	27	43	9.30
	3	HALEEM Mariyam	-	1	6	7	0.00
	4	AREESHA Aminath	-	1	4	5	0.00
	6	RASHIDHA Hawwa	3	15	36	54	5.56
	7	ADAM Shaufa	-	-	-	-	0.00
	8	SAMA Haleemath	-	-	-	-	0.00
	9	ZAREER Fathimath Joozan	-	-	-	-	0.00
	10	MAJIDHA Aishath	1	11	2	14	7.14
	11	HASSAN Mueena	4	14	15	33	12.12
	13	IBRAHIM Nasra	-	1	-	1	0.00
	15	MOOSA Fathimath Zeeniya	2	1	7	10	20.00
	16	IBRAHIM Khadheeja	-	-	-	-	0.00
Team Totals			14	56	97	167	8.38

LEGEND			
Avg	Eff%	Succ%	
Average	Efficiency	Success %	

Timing and Results provided by Tissot





Cumulative Statistics by Skills


스킬별 누적통계

THA - Thailand

AFTER 3 MATCHES

Scoring Spike	No	Name	Spikes	Faults	Shots	Total Attempts	Eff %	
	2	PANNOY Piyanut	-	-	-	-	0.00	
	3	PHANUSIT Em Orn	1	-	5	6	16.67	
	4	NUEKJANG Thatdao	12	4	8	24	33.33	
	5	THINKAOW Pleumjit	24	9	14	47	31.91	
	6	SITTIRAK Onuma	46	12	45	103	33.01	
	9	PINSUWAN Khatthalee	-	-	-	-	0.00	
	10	APINYAPONG Wilavan	38	6	30	74	43.24	
	12	CHAISRI Tapaphaipun	14	8	16	38	15.79	
	13	TOMKOM Nootsara	1	-	10	11	9.09	
	15	KANTHONG Malika	14	5	29	48	18.75	
	17	KAMULTHALA Kaewkalaya	3	-	3	6	50.00	
	19	PANKAEW Parinya	-	-	-	-	0.00	
	Team Totals			153	44	160	357	30.53

Scoring Block	No	Name	Kill Blocks	Faults	Rebounds	Total Attempts	Avg by Set	
	2	PANNOY Piyanut	-	-	-	-	0.00	
	3	PHANUSIT Em Orn	-	1	2	3	0.00	
	4	NUEKJANG Thatdao	2	13	11	26	0.20	
	5	THINKAOW Pleumjit	5	13	25	43	0.50	
	6	SITTIRAK Onuma	4	6	10	20	0.40	
	9	PINSUWAN Khatthalee	-	-	-	-	0.00	
	10	APINYAPONG Wilavan	-	5	3	8	0.00	
	12	CHAISRI Tapaphaipun	1	6	6	13	0.10	
	13	TOMKOM Nootsara	2	4	12	18	0.20	
	15	KANTHONG Malika	-	7	6	13	0.00	
	17	KAMULTHALA Kaewkalaya	1	1	4	6	0.10	
	19	PANKAEW Parinya	-	-	-	-	0.00	
	Team Totals			15	56	79	150	1.50

Scoring Service	No	Name	Aces	Faults	Serve Hits	Total Attempts	Avg by Set	
	2	PANNOY Piyanut	-	-	-	-	0.00	
	3	PHANUSIT Em Orn	-	-	1	1	0.00	
	4	NUEKJANG Thatdao	-	5	10	15	0.00	
	5	THINKAOW Pleumjit	3	3	33	39	0.30	
	6	SITTIRAK Onuma	1	8	17	26	0.10	
	9	PINSUWAN Khatthalee	1	-	6	7	0.10	
	10	APINYAPONG Wilavan	-	4	41	45	0.00	
	12	CHAISRI Tapaphaipun	1	-	18	19	0.10	
	13	TOMKOM Nootsara	1	3	36	40	0.10	
	15	KANTHONG Malika	1	5	23	29	0.10	
	17	KAMULTHALA Kaewkalaya	-	2	8	10	0.00	
	19	PANKAEW Parinya	2	-	5	7	0.20	
	Team Totals			10	30	198	238	1.00

Team	Opponent Errors & Team Faults	59	2
------	-------------------------------	----	---





Cumulative Statistics by Skills


스킬별 누적통계

THA - Thailand

AFTER 3 MATCHES

Non-Scoring Dig	No	Name	Digs	Faults	Receptions	Total Attempts	Avg by Set
	2	PANNOY Piyanut	5	3	34	42	0.50
	3	PHANUSIT Em Orn	-	-	2	2	0.00
	4	NUEKJANG Thatdao	-	-	5	5	0.00
	5	THINKAOW Pleumjit	-	1	7	8	0.00
	6	SITTIRAK Onuma	1	6	15	22	0.10
	9	PINSUWAN Khatthalee	3	1	1	5	0.30
	10	APINYAPONG Wilavan	4	6	40	50	0.40
	12	CH AISRI Tapaphaipun	4	2	14	20	0.40
	13	TOMKOM Nootsara	4	3	28	35	0.40
	15	KANTHONG Malika	2	2	25	29	0.20
	17	KAMULTHALA Kaewkalaya	-	1	3	4	0.00
19	PANKAEW Parinya	1	-	3	4	0.10	
Team Totals			24	25	177	226	2.40

Non-Scoring Set	No	Name	Running Sets	Faults	Still Sets	Total Attempts	Avg by Set
	2	PANNOY Piyanut	6	-	14	20	0.60
	3	PHANUSIT Em Orn	-	-	1	1	0.00
	4	NUEKJANG Thatdao	1	-	1	2	0.10
	5	THINKAOW Pleumjit	3	-	10	13	0.30
	6	SITTIRAK Onuma	2	-	14	16	0.20
	9	PINSUWAN Khatthalee	-	-	2	2	0.00
	10	APINYAPONG Wilavan	2	-	5	7	0.20
	12	CH AISRI Tapaphaipun	3	-	9	12	0.30
	13	TOMKOM Nootsara	118	1	115	234	11.80
	15	KANTHONG Malika	3	-	7	10	0.30
	17	KAMULTHALA Kaewkalaya	-	-	-	-	0.00
19	PANKAEW Parinya	9	-	8	17	0.90	
Team Totals			147	1	186	334	14.70

Non-Scoring Reception	No	Name	Excellents	Faults	Serve Receptions	Total Attempts	Succ %
	2	PANNOY Piyanut	20	2	21	43	46.51
	3	PHANUSIT Em Orn	-	-	-	-	0.00
	4	NUEKJANG Thatdao	-	1	-	1	0.00
	5	THINKAOW Pleumjit	-	-	-	-	0.00
	6	SITTIRAK Onuma	4	-	8	12	33.33
	9	PINSUWAN Khatthalee	1	1	-	2	50.00
	10	APINYAPONG Wilavan	19	3	30	52	36.54
	12	CH AISRI Tapaphaipun	10	1	16	27	37.04
	13	TOMKOM Nootsara	-	1	-	1	0.00
	15	KANTHONG Malika	11	1	22	34	32.35
	17	KAMULTHALA Kaewkalaya	-	-	1	1	0.00
19	PANKAEW Parinya	-	-	-	-	0.00	
Team Totals			65	10	98	173	37.57

LEGEND			
Avg	Eff%	Succ%	
Average	Efficiency	Success %	

Timing and Results provided by Tissot





Cumulative Statistics by Skills


스킬별 누적통계

TPE - Chinese Taipei

AFTER 3 MATCHES

Scoring Spike	No	Name	Spikes	Faults	Shots	Total Attempts	Eff %	
	3	CHANG Yu Chia	1	-	-	1	100.00	
	5	CHEN Yi Ju	20	3	12	35	48.57	
	6	HO Yen Chih	2	-	3	5	40.00	
	8	YANG Yi Chen	4	-	-	4	100.00	
	9	CHANG Li Wen	5	2	1	8	37.50	
	11	CHEN Wan Ting	34	4	13	51	58.82	
	12	YANG Meng Hua	-	-	-	-	0.00	
	13	WEN I Tzu	9	-	5	14	64.29	
	15	LEE Tzu Ying	23	6	18	47	36.17	
	16	TSENG Wan Ling	9	-	3	12	75.00	
	17	CHANG Chen Yin	11	5	22	38	15.79	
	18	CHEN Tzu Ya	5	1	4	10	40.00	
	Team Totals			123	21	81	225	45.33

Scoring Block	No	Name	Kill Blocks	Faults	Rebounds	Total Attempts	Avg by Set	
	3	CHANG Yu Chia	-	-	-	-	0.00	
	5	CHEN Yi Ju	3	3	14	20	0.33	
	6	HO Yen Chih	-	-	-	-	0.00	
	8	YANG Yi Chen	-	2	6	8	0.00	
	9	CHANG Li Wen	-	-	-	-	0.00	
	11	CHEN Wan Ting	-	1	4	5	0.00	
	12	YANG Meng Hua	-	-	-	-	0.00	
	13	WEN I Tzu	1	2	2	5	0.11	
	15	LEE Tzu Ying	1	1	2	4	0.11	
	16	TSENG Wan Ling	1	2	2	5	0.11	
	17	CHANG Chen Yin	2	1	4	7	0.22	
	18	CHEN Tzu Ya	-	-	-	-	0.00	
	Team Totals			8	12	34	54	0.89

Scoring Service	No	Name	Aces	Faults	Serve Hits	Total Attempts	Avg by Set	
	3	CHANG Yu Chia	5	2	14	21	0.56	
	5	CHEN Yi Ju	2	4	13	19	0.22	
	6	HO Yen Chih	-	2	-	2	0.00	
	8	YANG Yi Chen	5	3	18	26	0.56	
	9	CHANG Li Wen	3	-	1	4	0.33	
	11	CHEN Wan Ting	13	2	34	49	1.44	
	12	YANG Meng Hua	-	-	-	-	0.00	
	13	WEN I Tzu	-	2	21	23	0.00	
	15	LEE Tzu Ying	4	2	16	22	0.44	
	16	TSENG Wan Ling	3	2	5	10	0.33	
	17	CHANG Chen Yin	10	6	16	32	1.11	
	18	CHEN Tzu Ya	2	4	10	16	0.22	
	Team Totals			47	29	148	224	5.22

Team	Opponent Errors & Team Faults	47	2
-------------	--	----	---





Cumulative Statistics by Skills


스킬별 누적통계

TPE - Chinese Taipei

AFTER 3 MATCHES

Non-Scoring Dig	No	Name	Digs	Faults	Receptions	Total Attempts	Avg by Set	
	3	CHANG Yu Chia	-	-	3	3	0.00	
	5	CHEN Yi Ju	1	-	12	13	0.11	
	6	HO Yen Chih	-	-	2	2	0.00	
	8	YANG Yi Chen	2	2	8	12	0.22	
	9	CHANG Li Wen	1	3	1	5	0.11	
	11	CHEN Wan Ting	2	1	16	19	0.22	
	12	YANG Meng Hua	12	3	33	48	1.33	
	13	WEN I Tzu	2	1	6	9	0.22	
	15	LEE Tzu Ying	7	2	16	25	0.78	
	16	TSENG Wan Ling	-	-	2	2	0.00	
	17	CHANG Chen Yin	4	1	21	26	0.44	
	18	CHEN Tzu Ya	-	1	8	9	0.00	
	Team Totals			31	14	128	173	3.44

Non-Scoring Set	No	Name	Running Sets	Faults	Still Sets	Total Attempts	Avg by Set	
	3	CHANG Yu Chia	19	3	17	39	2.11	
	5	CHEN Yi Ju	2	-	2	4	0.22	
	6	HO Yen Chih	1	-	1	2	0.11	
	8	YANG Yi Chen	78	4	62	144	8.67	
	9	CHANG Li Wen	1	-	1	2	0.11	
	11	CHEN Wan Ting	2	-	7	9	0.22	
	12	YANG Meng Hua	9	1	6	16	1.00	
	13	WEN I Tzu	-	-	1	1	0.00	
	15	LEE Tzu Ying	-	-	-	-	0.00	
	16	TSENG Wan Ling	-	-	1	1	0.00	
	17	CHANG Chen Yin	-	-	3	3	0.00	
	18	CHEN Tzu Ya	1	-	1	2	0.11	
	Team Totals			113	8	102	223	12.56

Non-Scoring Reception	No	Name	Excellents	Faults	Serve Receptions	Total Attempts	Succ %	
	3	CHANG Yu Chia	-	-	-	-	0.00	
	5	CHEN Yi Ju	-	-	-	-	0.00	
	6	HO Yen Chih	-	-	2	2	0.00	
	8	YANG Yi Chen	-	-	-	-	0.00	
	9	CHANG Li Wen	-	1	1	2	0.00	
	11	CHEN Wan Ting	-	-	-	-	0.00	
	12	YANG Meng Hua	9	3	10	22	40.91	
	13	WEN I Tzu	1	-	-	1	100.00	
	15	LEE Tzu Ying	11	2	25	38	28.95	
	16	TSENG Wan Ling	-	-	1	1	0.00	
	17	CHANG Chen Yin	3	-	8	11	27.27	
	18	CHEN Tzu Ya	3	1	7	11	27.27	
	Team Totals			27	7	54	88	30.68

LEGEND

Avg Average Eff% Efficiency Succ% Success %

Timing and Results provided by Tissot