



Match No.: 16

Start List

출전선수 목록

JPN vs KUW

P1

First Referee: KIM Jongheun (KOR)

Second Referee: BOONSIROJ Prasertsak (THA)

JPN - Japan Uniform colour:

No.	C/L	Name	Shirt Name	Height m / ft in	Weight kg / lbs	Highest Reach		Date of Birth	Tournament Totals				
						Spike cm	Block cm		Spike	Block	Serve	Total	%
1		SHIMIZU Kunihiro	shimizu	1.92/6'4"	97/214	345	335	11 AUG 1986	8	1	1	10	9.90
6		UCHIYAMA Shohei	uchiyama	1.85/6'1"	75/165	330	310	1 NOV 1987					
7	C	KOSHIKAWA Yu	koshikawa	1.89/6'2"	87/192	340	320	30 JUN 1984	23	2	4	29	28.71
8		TSUBAKIYAMA Ryosuke	tsubakiyama	1.97/6'6"	103/227	345	330	18 JUL 1988	10	2	1	13	12.87
11		YANAGIDA Masahiro	yanagida	1.86/6'1"	78/172	335	315	6 JUL 1992	1			1	0.99
12		YAMAUCHI Akihiro	yamauchi	2.04/6'8"	72/159	348	328	30 NOV 1993	6	5	3	14	13.86
13		FUKATSU Hideomi	fukatsu	1.81/5'11"	71/157	330	305	1 JUN 1990		2	1	3	2.97
14		ISHIKAWA Yuki	ishikawa	1.91/6'3"	74/163	345	330	11 DEC 1995	12			12	11.88
16		DEKITA Takashi	dekita	1.99/6'6"	99/218	350	330	13 AUG 1991	8	2		10	9.90
17	L	NAGANO Takeshi	nagano	1.76/5'9"	69/152	315	300	11 JUL 1985					
18		YONEYAMA Yuta	yuta	1.85/6'1"	85/187	340	320	29 AUG 1984	7	1		8	7.92
19		FUSHIMI Yamato	fushimi	2.07/6'9"	118/260	340	325	24 DEC 1991	1			1	0.99
Coach			NAMBU Masashi (JPN)			Assistant Coach			SHIMBO Koichiro (JPN)				

Results in these
Competition

Phase	Opponent	Sets	Points per Set
Preliminary Round	KSA	3 - 0	25-15, 25-14, 25-12
Preliminary Round	PAK	3 - 0	25-23, 25-23, 25-23

KUW - Kuwait Uniform colour:

No.	C/L	Name	Shirt Name	Height m / ft in	Weight kg / lbs	Highest Reach		Date of Birth	Tournament Totals				
						Spike cm	Block cm		Spike	Block	Serve	Total	%
1	C	MANSOUR Abdullah	Abdullah	1.92/6'4"	84/185	342	333	18 AUG 1982	19	1	1	21	19.09
2		BAHAROH Mousa	Mousa	1.91/6'3"	90/198	320	316	9 FEB 1982					
4		ALKHAREEF Abdulaziz	Aziz	1.89/6'2"	75/165	326	320	12 JAN 1993					
5	L	SAYAH Ali	Ali Ramadan	1.77/5'10"	72/159	286	276	11 JAN 1993					
6		ABDULMAJIEID Sultan	Sultan	1.85/6'1"	75/165	330	322	30 SEP 1981	14	4	1	19	17.27
7		ALSALIM Amer	Amer	1.91/6'3"	80/176	354	342	13 JAN 1984	11	11	4	26	23.64
11		ALBANNA Mohammad	Mohammad	1.89/6'2"	80/176	350	338	29 JUL 1987	6	1	4	11	10.00
13		DASHTI Naser	N. Dashti	1.98/6'6"	92/203	340	330	3 JUL 1992					
14		ALI Abdullah	A. Dashti	1.78/5'10"	75/165	305	292	2 JAN 1990					
15		ALKAZIMI Zaid	Zaid	1.76/5'9"	70/154	310	305	8 DEC 1978	1		1	2	1.82
17		ALOTAIBI Abdulrahman	Alotaibi	1.83/6'0"	70/154	338	328	7 NOV 1985	26	2	3	31	28.18
18	L	SALEEM Abdulaziz	Abdulaziz	1.72/5'8"	65/143	288	276	28 NOV 1988					
Coach			MALEVIC Radovan (CRO)			Assistant Coach			MERINGER Davor (CRO)				

Results in these
Competition

Phase	Opponent	Sets	Points per Set
Preliminary Round	PAK	3 - 0	25-22, 25-21, 25-16
Preliminary Round	KSA	3 - 0	27-25, 25-23, 25-20

LEGEND			
%	Percent of total team scoring	C	Team Captain
		L	Libero Player

Timing and Results provided by Tissot



Match No.: 17

Start List

출전선수 목록

HKG vs IRI

P1

First Referee: UALKHANOV Doszhan (KAZ)

Second Referee: SALEEM Ahmed (MDV)

HKG - Hong Kong, China Uniform colour:

No.	C/L	Name	Shirt Name	Height m / ft in	Weight kg / lbs	Highest Reach		Date of Birth	Tournament Totals					
						Spike cm	Block cm		Spike	Block	Serve	Total	%	
4		YIK Chi Hin	c h yik	1.95/6'5"	83/183	330	315	26 AUG 1991						
5	C	KWONG Ngai Shing Jacky	n s kwong	1.85/6'1"	94/207	310	300	16 DEC 1982						
7		LAM Chun Man	c m lam	1.84/6'0"	75/165	320	310	11 FEB 1985	17	1	1	19	16.96	
8		LEE Man Sing	m s lee	1.86/6'1"	78/172	325	315	30 JAN 1989	14	1	2	17	15.18	
9		CHUNG Wai Sze	w s chung	1.86/6'1"	80/176	315	305	4 SEP 1991	1	2		3	2.68	
11		SIU Cheong Hung	c h siu	1.91/6'3"	78/172	330	320	26 JAN 1993	15	3	2	20	17.86	
12		WU Lok Kan	l k wu	1.95/6'5"	83/183	335	320	22 JAN 1994	1			1	0.89	
13	L	NG Kin Pong Jonathan	k p ng	1.67/5'6"	60/132	280	270	8 JUL 1987						
14		KWOK Chung Kan	c k kwok	1.67/5'6"	66/146	285	280	5 JUL 1986						
15		LUK Chun Ho	c h luk	1.88/6'2"	83/183	320	310	19 NOV 1991	1			1	0.89	
18		YAU Tze Ching	t c yau	1.94/6'4"	75/165	325	320	19 JUN 1994	10	2	1	13	11.61	
20		CHAN Alex Chi Wai	c w chan	1.95/6'5"	85/187	340	330	18 APR 1993	35	1	2	38	33.93	
Coach			POON Wai King (HKG)			Assistant Coach			LO Yiu Man (HKG)					

Results in these
Competition

Phase	Opponent	Sets	Points per Set
Preliminary Round	IND	1 - 3	25-23, 18-25, 16-25, 21-25
Preliminary Round	MDV	3 - 0	25-19, 25-22, 25-18

IRI - Iran Uniform colour:

No.	C/L	Name	Shirt Name	Height m / ft in	Weight kg / lbs	Highest Reach		Date of Birth	Tournament Totals				
						Spike cm	Block cm		Spike	Block	Serve	Total	%
1		MAHMOUDI KHATOUNABADI Shahram	Sh.Mahmoudi	1.98/6'6"	95/209	347	332	20 JUL 1988					
2		EBADIPOUR GHARAHASSANLOU Milad	m.ebadipour	2.02/6'8"	78/172	350	310	17 OCT 1993					
4	C	MAROUFLAKRANI Mirsaeid	s.marouf	1.89/6'2"	81/179	331	311	20 OCT 1985					
5		GHAEMI Farhad	f.ghaemi	1.97/6'6"	73/161	355	335	28 AUG 1989					
6		MOUSAVI ERAGHI Seyed Mohammad	Seyed	2.03/6'8"	86/190	362	344	22 AUG 1987					
7		FAYAZI DAMNABI Pourya	Fayazi Damnabi	1.94/6'4"	87/192	348	326	12 JAN 1993					
8	L	ZARIF AHANGARAN VARZANDEH Farhad	f.zarif	1.65/5'5"	60/132	290	271	3 MAR 1983					
9		GHOLAMI Adel	a.gholami	1.95/6'5"	88/194	341	330	9 FEB 1986					
10		GHAFOUR Amir	a.ghafour	2.02/6'8"	90/198	354	334	6 JUN 1991					
12		MIRZAJANPOURMOUZIRAJI Mojtaba	m.mirzajanpour	1.95/6'5"	88/194	325	315	7 OCT 1991					
13		MAHDAVI Mehdi	m.mahdavi	1.91/6'3"	96/212	330	310	13 FEB 1984					
15		TASHAKORI Armin	A. Tashakori	2.00/6'7"	94/207	355	335	8 DEC 1986					
Coach			KOVAC Slobodan (SRB)			Assistant Coach			PRAKLJACIC Slobodan (SRB)				

LEGEND	
%	Percent of total team scoring
C	Team Captain
L	Libero Player

Timing and Results provided by Tissot



Match No.: 18

Start List

출전선수 목록

THA vs CHN

P1

First Referee: FAHAD MOHAMMED Ismael (QAT)

Second Referee: INDO Tomokazu (JPN)

THA - Thailand Uniform colour:

No.	C/L	Name	Shirt Name	Height m / ft in	Weight kg / lbs	Highest Reach		Date of Birth	Tournament Totals				
						Spike cm	Block cm		Spike	Block	Serve	Total	%
1		RAKSAKAEW Jirayu	R.JIRAYU	1.95/6'5"	90/198	350	320	3 AUG 1987	29	5		34	30.91
2		VAENPRADAB Montri	V.MONTRI	1.96/6'5"	80/176	339	309	18 AUG 1987	1	1		2	1.82
3		NANBOON Kon	N. KON	1.88/6'2"	77/170	307	291	8 NOV 1995					
7		SILAPASRON Kanit	S.KANIT	1.95/6'5"	97/214	315	305	12 JUN 1994					
9	C	SRI UTTAWONG Kittikun	S.KITTIKUN	1.84/6'0"	74/163	316	306	10 JAN 1986	23	5	1	29	26.36
10		NAMKHUNTHOD Kittinon	N.KITTINON	1.90/6'3"	73/161	315	305	16 JUL 1992	8	2	1	11	10.00
12		WATTANA Yossapol	W.YOSSAPOL	1.84/6'0"	77/170	325	320	27 MAY 1995	1			1	0.91
13		SUKSALA Wutthichai	S.WUTTHICHAI	2.20/7'3"	120/265	335	350	21 MAY 1995	2			2	1.82
14		SOMKANE Kitsada	S.KITSADA	1.90/6'3"	77/170	342	312	28 SEP 1990	17	1	1	19	17.27
16		NAKPRASONG Teerasak	N.TEERASAK	1.87/6'2"	73/161	320	305	6 NOV 1985	6	2	1	9	8.18
17		CHAROENSUK Saranchit	C.SARANCHIT	1.81/5'11"	75/165	331	301	20 JUL 1987	2		1	3	2.73
18	L	PHUANGLIB Montri	P.MONTRI	1.71/5'7"	86/190	311	281	24 MAR 1990					
Coach			SUPAJIRAKUL Monchai (THA)			Assistant Coach			MANAPORNCHAI Khjhornsak (THA)				

Results in these
Competition

Phase	Opponent	Sets	Points per Set
Preliminary Round	TKM	3 - 0	25-22, 25-16, 25-17
Preliminary Round	MYA	3 - 0	25-14, 25-17, 25-20

CHN - China Uniform colour:

No.	C/L	Name	Shirt Name	Height m / ft in	Weight kg / lbs	Highest Reach		Date of Birth	Tournament Totals				
						Spike cm	Block cm		Spike	Block	Serve	Total	%
3		YUAN Zhi	YUAN Z.	1.95/6'5"	88/194	348	334	29 SEP 1981	9	1	3	13	12.87
4		ZHANG Chen	zhang c.	2.01/6'7"	70/154	356	340	28 JUN 1985	9		2	11	10.89
6		LIANG Chunlong	LIANG C.L.	2.06/6'9"	91/201	351	333	25 MAR 1988	4	2	1	7	6.93
7	C	ZHONG Weijun	ZHONG W.J.	1.99/6'6"	80/176	347	335	20 APR 1989	13	2		15	14.85
8		CUI Jianjun	CUI J.J.	1.90/6'3"	89/196	350	335	1 AUG 1985	2		1	3	2.97
11		GENG Xin	GENG X.	2.08/6'10"	80/176	348	338	15 NOV 1989	10	5		15	14.85
13		KOU Zhichao	KOU Z.C.	2.02/6'8"	95/209	355	345	26 JUN 1989	9	2	3	14	13.86
14		XU Jingtao	XU J.T.	2.02/6'8"	76/168	356	320	7 JUL 1988	5	4	3	12	11.88
15		LI Runming	LI R.M.	1.98/6'6"	90/198	350	326	1 MAR 1990		1	2	3	2.97
16	L	REN Qi	REN Q.	1.74/5'9"	70/154	322	312	24 FEB 1984					
18		JI Daoshuai	ji d. s.	1.95/6'5"	75/165	355	335	7 FEB 1992	6			6	5.94
22		MAO Tianyi	Mao	2.00/6'7"	84/185	350	333	2 JUN 1993		1	1	2	1.98
Coach			XIE Guochen (CHN)			Assistant Coach			YANG Liquan (CHN)				

Results in these
Competition

Phase	Opponent	Sets	Points per Set
Preliminary Round	MYA	3 - 0	25-11, 25-12, 25-18
Preliminary Round	TKM	3 - 0	25-15, 25-8, 25-10

LEGEND			
%	Percent of total team scoring	C	Team Captain
L	Libero Player		

Timing and Results provided by Tissot



THU 25 SEP 2014
Start Time: 15:00 / End Time: 16:46

Match No.: 16

Match Results

경기 결과

Match Duration: 1h 46m
Spectators: 600

P2

JPN vs KUW
3 1

Teams	Sets	1	2	3	4	Total
JPN	3	25	22	25	25	97
KUW	1	15	25	15	17	72
Playing Time		21m	28m	26m	22m	1h 37m

First Referee: KIM Jongheun (KOR)

Second Referee: BOONSIROJ Prasertsak (THA)

JPN - Japan

No	C/L	Name	1	2	3	4	5	Pts
1		SHIMIZU Kunihiro	5	4	5	4		16
6		UCHIYAMA Shohei		1	1	1		
7	C	KOSHIKAWA Yu	6	5	6	5		22
8		TSUBAKIYAMA Ryosuke		13	13	13		5
11		YANAGIDA Masahiro	19		12	7		1
12		YAMAUCHI Akihiro	1	6	1	6		6
13		FUKATSU Hideomi	2	1	2	1		1
14		ISHIKAWA Yuki	3	2				5
16		DEKITA Takashi		19	4	3		6
17	L	NAGANO Takeshi	L	L	L	L		
18		YONEYAMA Yuta		14	3	2		6
19		FUSHIMI Yamato	4	3				4

KUW - Kuwait

No	C/L	Name	1	2	3	4	5	Pts
1	C	MANSOUR Abdullah	1	3	2	3		13
2		BAHAROH Mousa						
4		ALKHAREEF Abdulaziz			17	17		1
5	L	SAYAH Ali				L		
6		ABDULMAJIEID Sultan	3	5	4	5		12
7		ALSALIM Amer	2	4	3	4		8
11		ALBANNA Mohammad	5	1	6	1		2
13		DASHTI Naser		15	7	7		
14		ALI Abdullah	17	17	1	1		
15		ALKAZIMI Zaid	6	2	1	2		1
17		ALOTAIBI Abdulrahman	4	6	5	6		9
18	L	SALEEM Abdulaziz	L	L	L	L		

TEAM AND PLAYER PERFORMANCES

Won	Total Atts	No Name	Scoring Skills	Won	Total Atts	No Name
55	112	Total Team		38	95	Total Team
15	32	7 KOSHIKAWA Yu	Spike	12	24	1 MANSOUR Abdullah
14	28	1 SHIMIZU Kunihiro		11	23	6 ABDULMAJIEID Sultan
6	13	18 YONEYAMA Yuta		8	26	17 ALOTAIBI Abdulrahman
9	54	Total Team	Block	5	51	Total Team
4	15	12 YAMAUCHI Akihiro		2	9	11 ALBANNA Mohammad
2	5	1 SHIMIZU Kunihiro		1	6	1 MANSOUR Abdullah
2	8	16 DEKITA Takashi	1	13	6 ABDULMAJIEID Sultan	
8	96	Total Team	Serve	3	73	Total Team
7	24	7 KOSHIKAWA Yu		2	13	7 ALSALIM Amer
1	4	14 ISHIKAWA Yuki		1	17	15 ALKAZIMI Zaid
25		Total Team	Opp Error	26		Total Team
97	262	Total Team		72	219	Total Team
22	62	7 KOSHIKAWA Yu	Best Scorer	13	40	1 MANSOUR Abdullah
111 km/h		7 KOSHIKAWA Yu	Fastest Serve	105 km/h		15 ALKAZIMI Zaid

LEGEND

Atts Attempts
L Libero player
n Starting line-up where n = starting position on court (i.e. positions 1 to 6)
Opp Opponent

C Team Captain
L Substitute libero
nn Substitute where nn = jersey number of out going player
Pts Points scored

Timing and Results provided by Tissot



THU 25 SEP 2014
Start Time: 17:20 / End Time: 18:28

Match No.: 17

Match Results

경기 결과

Match Duration: 1h 08m
Spectators: 700

P2

HKG vs IRI
0 3

Teams	Sets	1	2	3	Total
HKG	0	16	17	12	45
IRI	3	25	25	25	75
Playing Time		21m	22m	18m	1h 01m

First Referee: UALKHANOV Doszhan (KAZ)

Second Referee: SALEEM Ahmed (MDV)

HKG - Hong Kong, China

No	C/L	Name	1	2	3	4	5	Pts
4		YIK Chi Hin			3			
5	C	KWONG Ngai Shing Jacky		2	1			
7		LAM Chun Man		6	15			
8		LEE Man Sing	5	6	6			2
9		CHUNG Wai Sze	1					1
11		SIU Cheong Hung	2	3	2			11
12		WU Lok Kan		1	4			2
13	L	NG Kin Pong Jonathan	L	L	L			
14		KWOK Chung Kan	8	12	4			
15		LUK Chun Ho	18		5			4
18		YAU Tze Ching	3	4				3
20		CHAN Alex Chi Wai	4	5				8

IRI - Iran

No	C/L	Name	1	2	3	4	5	Pts
1		MAHMOUDI KHATOUNABADI Shahram	5	4	5			19
2		EBADIPOUR GHARAHASSANLOU Milad	3	2	3			14
4	C	MAROUFLAKRANI Mirsaeid						
5		GHAEMI Farhad		9				
6		MOUSAVI ERAGHI Seyed Mohammad						
7		FAYAZI DAMNABI Pourya	6	5	6			12
8	L	ZARIF AHANGARAN VARZANDEH Farhad	L	L	L			
9		GHOLAMI Adel	4	3	4			5
10		GHAFOUR Amir						
12		MIRZAJANPOURMOUZIRAJI Mojtaba						
13		MAHDAVI Mehdi	2	1	2			2
15		TASHAKORI Armin	1	6	1			2

TEAM AND PLAYER PERFORMANCES

Won	Total Atts	No Name
22	67	Total Team
9	17	11 SIU Cheong Hung
6	17	20 CHAN Alex Chi Wai
2	7	12 WU Lok Kan
7	25	Total Team
2	3	15 LUK Chun Ho
2	6	11 SIU Cheong Hung
1	2	18 YAU Tze Ching
2	47	Total Team
1	9	20 CHAN Alex Chi Wai
1	5	18 YAU Tze Ching
14		Total Team
45	139	Total Team
11	29	11 SIU Cheong Hung
104 km/h		15 LUK Chun Ho

Scoring Skills
Spike
Block
Serve
Opp Error
Total
Best Scorer
Fastest Serve

Won	Total Atts	No Name
38	72	Total Team
15	29	1 MAHMOUDI KHATOUNABADI Shahram
10	14	2 EBADIPOUR GHARAHASSANLOU Milad
9	19	7 FAYAZI DAMNABI Pourya
3	25	Total Team
1	4	7 FAYAZI DAMNABI Pourya
1	3	2 EBADIPOUR GHARAHASSANLOU Milad
1	4	1 MAHMOUDI KHATOUNABADI Shahram
13	73	Total Team
3	7	1 MAHMOUDI KHATOUNABADI Shahram
3	20	2 EBADIPOUR GHARAHASSANLOU Milad
2	15	13 MAHDAVI Mehdi
21		Total Team
75	170	Total Team
19	40	1 MAHMOUDI KHATOUNABADI Shahram
102 km/h		2 EBADIPOUR GHARAHASSANLOU Milad

LEGEND

Atts Attempts
L Libero player
n Starting line-up where n = starting position on court (i.e. positions 1 to 6)
Opp Opponent

C Team Captain
L Substitute libero
nn Substitute where nn = jersey number of out going player
Pts Points scored

Timing and Results provided by Tissot



THU 25 SEP 2014
Start Time: 19:00 / End Time: 20:15

Match No.: 18

Match Results

경기 결과

Match Duration: 1h 15m
Spectators: 600

P2

THA vs CHN

0 3

Teams	Sets	1	2	3	Total
THA	0	16	19	22	57
CHN	3	25	25	25	75
	Playing Time	21m	23m	25m	1h 09m

First Referee: FAHAD MOHAMMED Ismael (QAT)

Second Referee: INDO Tomokazu (JPN)

THA - Thailand								
No	C/L	Name	1	2	3	4	5	Pts
1		RAKSAKAEW Jirayu	3	4	4			23
2		VAENPRADAB Montri			16			
3		NANBOON Kon			9			
7		SILAPASRON Kanit						
9	C	SRI UTTHAWONG Kittikun	4	2	2			9
10		NAMKHUNTHOD Kittinon	5	3	3			3
12		WATTANA Yossapol			17			
13		SUKSALA Wutthichai						
14		SOMKANE Kitsada	1	5	5			7
16		NAKPRASONG Teerasak	2	6	6			1
17		CHAROENSUK Saranchit	6	1	1			
18	L	PHUANGLIB Montri	L	L	L			

CHN - China								
No	C/L	Name	1	2	3	4	5	Pts
3		YUAN Zhi						
4		ZHANG Chen	1	1	1			12
6		LIANG Chunlong	2	2				3
7	C	ZHONG Weijun	4	4	4			13
8		CUI Jianjun						
11		GENG Xin	5	5	5			8
13		KOU Zhichao	3	3	3			15
14		XU Jingtao			2			1
15		LI Runming	6	6	6			6
16	L	REN Qi	L	L	L			
18		JI Daoshuai						
22		MAO Tianyi						

TEAM AND PLAYER PERFORMANCES

Won	Total Atts	No	Name
40	81	Total Team	
23	40	1	RAKSAKAEW Jirayu
8	15	9	SRI UTTHAWONG Kittikun
6	19	14	SOMKANE Kitsada
2	29	Total Team	
1	9	10	NAMKHUNTHOD Kittinon
1	4	9	SRI UTTHAWONG Kittikun
1	59	Total Team	
1	11	14	SOMKANE Kitsada
14		Total Team	
57	169	Total Team	
23	53	1	RAKSAKAEW Jirayu
108 km/h		1	RAKSAKAEW Jirayu

Scoring Skills
Spike
Block
Serve
Opp Error
Total
Best Scorer
Fastest Serve

Won	Total Atts	No	Name
42	75	Total Team	
12	19	13	KOU Zhichao
11	23	7	ZHONG Weijun
11	15	4	ZHANG Chen
10	52	Total Team	
4	7	15	LI Runming
3	13	11	GENG Xin
1	7	14	XU Jingtao
6	73	Total Team	
2	14	7	ZHONG Weijun
2	14	13	KOU Zhichao
1	11	11	GENG Xin
17		Total Team	
75	200	Total Team	
15	44	13	KOU Zhichao
114 km/h		15	LI Runming

LEGEND

Atts Attempts
L Libero player
n Starting line-up where n = starting position on court (i.e. positions 1 to 6)
Opp Opponent

C Team Captain
L Substitute libero
nn Substitute where nn = jersey number of out going player
Pts Points scored

Timing and Results provided by Tissot



Match No.: 16

Match Statistics

경기 통계

Match Duration: 1h 46m
Spectators: 600

P3

JPN vs KUW

3 1

Teams	Sets	1	2	3	4	Total
JPN	3	25	22	25	25	97
KUW	1	15	25	15	17	72
	Playing Time	21m	28m	26m	22m	1h 37m

First Referee: KIM Jongheun (KOR)


Second Referee: BOONSIROJ Prasertsak (THA)

JPN - Japan


Scoring Spike

Limit
15.00%

Rk	No	Name	Spikes	Faults	Shots	Total Attempts	Eff %
1	7	KOSHIKAWA Yu	15	4	13	32	34.38
2	1	SHIMIZU Kunihiro	14	6	8	28	28.57
	18	YONEYAMA Yuta	6	2	5	13	
	14	ISHIKAWA Yuki	3	2	7	12	
	19	FUSHIMI Yamato	4	1	2	7	
	8	TSUBAKIYAMA Ryosuke	5	-	1	6	
	12	YAMAUCHI Akihiro	2	1	3	6	
	16	DEKITA Takashi	4	-	-	4	
	6	UCHIYAMA Shohei	-	-	2	2	
	11	YANAGIDA Masahiro	1	-	-	1	
	13	FUKATSU Hideomi	1	-	-	1	
	17	NAGANO Takeshi	-	-	-	-	
Team Totals			55	16	41	112	34.82

Scoring Block


Rk	No	Name	Kill Blocks	Faults	Rebounds	Total Attempts	Avg by Set
1	12	YAMAUCHI Akihiro	4	4	7	15	1.00
2	16	DEKITA Takashi	2	2	4	8	0.50
2	1	SHIMIZU Kunihiro	2	1	2	5	0.50
4	14	ISHIKAWA Yuki	1	2	2	5	0.25
5	7	KOSHIKAWA Yu	-	4	2	6	0.00
5	13	FUKATSU Hideomi	-	4	1	5	0.00
5	18	YONEYAMA Yuta	-	2	2	4	0.00
5	19	FUSHIMI Yamato	-	3	-	3	0.00
5	6	UCHIYAMA Shohei	-	-	2	2	0.00
5	8	TSUBAKIYAMA Ryosuke	-	1	-	1	0.00
	11	YANAGIDA Masahiro	-	-	-	-	
	17	NAGANO Takeshi	-	-	-	-	
Team Totals			9	23	22	54	2.25

Scoring Service


Rk	No	Name	Aces	Faults	Serve Hits	Total Attempts	Avg by Set
1	7	KOSHIKAWA Yu	7	4	13	24	1.75
2	14	ISHIKAWA Yuki	1	-	3	4	0.25
3	13	FUKATSU Hideomi	-	1	15	16	0.00
3	12	YAMAUCHI Akihiro	-	1	10	11	0.00
3	1	SHIMIZU Kunihiro	-	2	9	11	0.00
3	18	YONEYAMA Yuta	-	2	9	11	0.00
3	16	DEKITA Takashi	-	1	9	10	0.00
3	8	TSUBAKIYAMA Ryosuke	-	1	3	4	0.00
3	19	FUSHIMI Yamato	-	-	3	3	0.00
3	11	YANAGIDA Masahiro	-	2	-	2	0.00
	6	UCHIYAMA Shohei	-	-	-	-	
	17	NAGANO Takeshi	-	-	-	-	
Team Totals			8	14	74	96	2.00

Team

Opponent Errors & Team Faults
25

Timing and Results provided by Tissot



Match No.: 16

Match Statistics

경기 통계

Match Duration: 1h 46m
Spectators: 600

P3


JPN vs KUW
3 1


Teams	Sets	1	2	3	4	Total
JPN	3	25	22	25	25	97
KUW	1	15	25	15	17	72
	Playing Time	21m	28m	26m	22m	1h 37m


First Referee: KIM Jongheun (KOR)

Second Referee: BOONSIROJ Prasertsak (THA)

JPN - Japan

Non-Scoring Dig	Rk	No	Name	Digs	Faults	Receptions	Total Attempts	Avg by Set
	1	17	NAGANO Takeshi	3	1	21	25	0.75
	2	16	DEKITA Takashi	1	-	3	4	0.25
	3	7	KOSHIKAWA Yu	-	2	10	12	0.00
	3	18	YONEYAMA Yuta	-	1	8	9	0.00
	3	13	FUKATSU Hideomi	-	3	5	8	0.00
	3	1	SHIMIZU Kunihiro	-	-	3	3	0.00
	3	12	YAMAUCHI Akihiro	-	-	3	3	0.00
	3	14	ISHIKAWA Yuki	-	-	2	2	0.00
	3	11	YANAGIDA Masahiro	-	2	-	2	0.00
	3	6	UCHIYAMA Shohei	-	-	1	1	0.00
3	8	TSUBAKIYAMA Ryosuke	-	-	1	1	0.00	
	19	FUSHIMI Yamato	-	-	-	-	-	-
	Team Totals			4	9	57	70	1.00

Non-Scoring Set	Rk	No	Name	Running Sets	Faults	Still Sets	Total Attempts	Avg by Set
	1	13	FUKATSU Hideomi	40	-	41	81	10.00
	2	6	UCHIYAMA Shohei	9	-	4	13	2.25
	3	7	KOSHIKAWA Yu	2	-	2	4	0.50
	4	17	NAGANO Takeshi	1	-	5	6	0.25
	4	18	YONEYAMA Yuta	1	-	2	3	0.25
	6	14	ISHIKAWA Yuki	-	1	1	2	0.00
	6	1	SHIMIZU Kunihiro	-	-	1	1	0.00
		8	TSUBAKIYAMA Ryosuke	-	-	-	-	-
		11	YANAGIDA Masahiro	-	-	-	-	-
		12	YAMAUCHI Akihiro	-	-	-	-	-
	16	DEKITA Takashi	-	-	-	-	-	
	19	FUSHIMI Yamato	-	-	-	-	-	
	Team Totals			53	1	56	110	13.25

Non-Scoring Reception	Rk	No	Name	Excellents	Faults	Serve Receptions	Total Attempts	Succ %
	1	18	YONEYAMA Yuta	11	-	7	18	61.11
	2	17	NAGANO Takeshi	9	1	13	23	39.13
		14	ISHIKAWA Yuki	5	2	4	11	-
		7	KOSHIKAWA Yu	1	-	5	6	-
		12	YAMAUCHI Akihiro	-	-	1	1	-
		1	SHIMIZU Kunihiro	-	-	-	-	-
		6	UCHIYAMA Shohei	-	-	-	-	-
		8	TSUBAKIYAMA Ryosuke	-	-	-	-	-
		11	YANAGIDA Masahiro	-	-	-	-	-
		13	FUKATSU Hideomi	-	-	-	-	-
	16	DEKITA Takashi	-	-	-	-	-	
	19	FUSHIMI Yamato	-	-	-	-	-	
Limit								
25.00%	Team Totals			26	3	30	59	44.07



Match No.: 16

Match Statistics

경기 통계

Match Duration: 1h 46m
Spectators: 600

P3


JPN vs KUW
3 1

Teams	Sets	1	2	3	4	Total
JPN	3	25	22	25	25	97
KUW	1	15	25	15	17	72
	Playing Time	21m	28m	26m	22m	1h 37m


First Referee: KIM Jongheun (KOR)

Second Referee: BOONSIROJ Prasertsak (THA)


KUW - Kuwait

Scoring Spike

Limit 15.00%

Rk	No	Name	Spikes	Faults	Shots	Total Attempts	Eff %
1	1	MANSOUR Abdullah	12	3	9	24	37.50
2	6	ABDULMAJIEID Sultan	11	4	8	23	30.43
3	17	ALOTAIBI Abdulrahman	8	5	13	26	11.54
	7	ALSALIM Amer	6	2	6	14	
	11	ALBANNA Mohammad	-	1	3	4	
	4	ALKHAREEF Abdulaziz	1	1	1	3	
	15	ALKAZIMI Zaid	-	-	1	1	
	2	BAHAROH Mousa	-	-	-	-	
	5	SAYAH Ali	-	-	-	-	
	13	DASHTI Naser	-	-	-	-	
	14	ALI Abdullah	-	-	-	-	
	18	SALEEM Abdulaziz	-	-	-	-	
Team Totals			38	16	41	95	23.16

Scoring Block


Rk	No	Name	Kill Blocks	Faults	Rebounds	Total Attempts	Avg by Set
1	11	ALBANNA Mohammad	2	3	4	9	0.50
2	6	ABDULMAJIEID Sultan	1	3	9	13	0.25
2	1	MANSOUR Abdullah	1	1	4	6	0.25
2	17	ALOTAIBI Abdulrahman	1	2	-	3	0.25
5	7	ALSALIM Amer	-	6	7	13	0.00
5	15	ALKAZIMI Zaid	-	2	3	5	0.00
5	4	ALKHAREEF Abdulaziz	-	1	-	1	0.00
5	13	DASHTI Naser	-	1	-	1	0.00
	2	BAHAROH Mousa	-	-	-	-	
	5	SAYAH Ali	-	-	-	-	
	14	ALI Abdullah	-	-	-	-	
	18	SALEEM Abdulaziz	-	-	-	-	
Team Totals			5	19	27	51	1.25

Scoring Service


Rk	No	Name	Aces	Faults	Serve Hits	Total Attempts	Avg by Set
1	7	ALSALIM Amer	2	1	10	13	0.50
2	15	ALKAZIMI Zaid	1	1	15	17	0.25
3	6	ABDULMAJIEID Sultan	-	3	9	12	0.00
3	1	MANSOUR Abdullah	-	2	8	10	0.00
3	17	ALOTAIBI Abdulrahman	-	3	7	10	0.00
3	11	ALBANNA Mohammad	-	4	5	9	0.00
3	13	DASHTI Naser	-	-	1	1	0.00
3	14	ALI Abdullah	-	-	1	1	0.00
	2	BAHAROH Mousa	-	-	-	-	
	4	ALKHAREEF Abdulaziz	-	-	-	-	
	5	SAYAH Ali	-	-	-	-	
	18	SALEEM Abdulaziz	-	-	-	-	
Team Totals			3	14	56	73	0.75

Team

Opponent Errors & Team Faults	26
-------------------------------	----

Timing and Results provided by Tissot



Match No.: 16

Match Statistics

경기 통계

Match Duration: 1h 46m
Spectators: 600

P3


JPN vs KUW
3 1

Teams	Sets	1	2	3	4	Total
JPN	3	25	22	25	25	97
KUW	1	15	25	15	17	72
	Playing Time	21m	28m	26m	22m	1h 37m


First Referee: KIM Jongheun (KOR)

Second Referee: BOONSIROJ Prasertsak (THA)

KUW - Kuwait

Non-Scoring Dig


Rk	No	Name	Digs	Faults	Receptions	Total Attempts	Avg by Set
1	6	ABDULMAJIEID Sultan	2	1	4	7	0.50
2	17	ALOTAIBI Abdulrahman	1	5	6	12	0.25
2	18	SALEEM Abdulaziz	1	5	6	12	0.25
2	1	MANSOUR Abdullah	1	1	2	4	0.25
5	15	ALKAZIMI Zaid	-	2	7	9	0.00
5	14	ALI Abdullah	-	1	3	4	0.00
5	11	ALBANNA Mohammad	-	1	2	3	0.00
5	7	ALSALIM Amer	-	-	1	1	0.00
5	13	DASHTI Naser	-	-	1	1	0.00
5	5	SAYAH Ali	-	1	-	1	0.00
	2	BAHAROH Mousa	-	-	-	-	-
	4	ALKHAREEF Abdulaziz	-	-	-	-	-
Team Totals			5	17	32	54	1.25

Non-Scoring Set


Rk	No	Name	Running Sets	Faults	Still Sets	Total Attempts	Avg by Set
1	15	ALKAZIMI Zaid	33	3	43	79	8.25
2	18	SALEEM Abdulaziz	1	-	4	5	0.25
2	7	ALSALIM Amer	1	-	3	4	0.25
2	17	ALOTAIBI Abdulrahman	1	-	2	3	0.25
2	1	MANSOUR Abdullah	1	-	1	2	0.25
2	11	ALBANNA Mohammad	1	-	1	2	0.25
7	6	ABDULMAJIEID Sultan	-	1	1	2	0.00
	2	BAHAROH Mousa	-	-	-	-	-
	4	ALKHAREEF Abdulaziz	-	-	-	-	-
	5	SAYAH Ali	-	-	-	-	-
	13	DASHTI Naser	-	-	-	-	-
	14	ALI Abdullah	-	-	-	-	-
Team Totals			38	4	55	97	9.50

Non-Scoring Reception

Limit
25.00%

Rk	No	Name	Excellents	Faults	Serve Receptions	Total Attempts	Succ %
1	1	MANSOUR Abdullah	7	2	20	29	24.14
2	17	ALOTAIBI Abdulrahman	5	2	16	23	21.74
	18	SALEEM Abdulaziz	7	2	4	13	
	14	ALI Abdullah	1	-	4	5	
	7	ALSALIM Amer	-	1	3	4	
	5	SAYAH Ali	2	-	-	2	
	4	ALKHAREEF Abdulaziz	1	-	-	1	
	11	ALBANNA Mohammad	-	-	1	1	
	2	BAHAROH Mousa	-	-	-	-	
	6	ABDULMAJIEID Sultan	-	-	-	-	
	13	DASHTI Naser	-	-	-	-	
	15	ALKAZIMI Zaid	-	-	-	-	
Team Totals			23	7	48	78	29.49

LEGEND	
Avg	Average
Eff%	Efficiency
Rk	Rank
Succ%	Success %

Timing and Results provided by Tissot



Match No.: 17

Match Statistics

경기 통계

Match Duration: 1h 08m
Spectators: 700

P3

HKG vs IRI
0 3

Teams	Sets	1	2	3	Total
HKG	0	16	17	12	45
IRI	3	25	25	25	75
	Playing Time	21m	22m	18m	1h 01m

First Referee: UALKHANOV Doszhan (KAZ)


Second Referee: SALEEM Ahmed (MDV)

HKG - Hong Kong, China


Scoring Spike

Limit
15.00%

Rk	No	Name	Spikes	Faults	Shots	Total Attempts	Eff %
1	11	SIU Cheong Hung	9	4	4	17	29.41
2	20	CHAN Alex Chi Wai	6	3	8	17	17.65
	12	WU Lok Kan	2	1	4	7	
	15	LUK Chun Ho	2	2	3	7	
	7	LAM Chun Man	-	3	4	7	
	18	YAU Tze Ching	1	2	2	5	
	8	LEE Man Sing	1	1	1	3	
	5	KWONG Ngai Shing Jacky	-	-	2	2	
	9	CHUNG Wai Sze	1	-	-	1	
	4	YIK Chi Hin	-	1	-	1	
	13	NG Kin Pong Jonathan	-	-	-	-	
	14	KWOK Chung Kan	-	-	-	-	
Team Totals			22	17	28	67	7.46

Scoring Block


Rk	No	Name	Kill Blocks	Faults	Rebounds	Total Attempts	Avg by Set
1	11	SIU Cheong Hung	2	2	2	6	0.67
1	15	LUK Chun Ho	2	-	1	3	0.67
3	20	CHAN Alex Chi Wai	1	3	1	5	0.33
3	8	LEE Man Sing	1	1	1	3	0.33
3	18	YAU Tze Ching	1	-	1	2	0.33
6	12	WU Lok Kan	-	1	2	3	0.00
6	5	KWONG Ngai Shing Jacky	-	2	-	2	0.00
6	7	LAM Chun Man	-	-	1	1	0.00
	4	YIK Chi Hin	-	-	-	-	
	9	CHUNG Wai Sze	-	-	-	-	
	13	NG Kin Pong Jonathan	-	-	-	-	
	14	KWOK Chung Kan	-	-	-	-	
Team Totals			7	9	9	25	2.33

Scoring Service


Rk	No	Name	Aces	Faults	Serve Hits	Total Attempts	Avg by Set
1	20	CHAN Alex Chi Wai	1	1	7	9	0.33
1	18	YAU Tze Ching	1	1	3	5	0.33
3	5	KWONG Ngai Shing Jacky	-	-	6	6	0.00
3	14	KWOK Chung Kan	-	-	6	6	0.00
3	11	SIU Cheong Hung	-	3	3	6	0.00
3	7	LAM Chun Man	-	-	4	4	0.00
3	4	YIK Chi Hin	-	-	3	3	0.00
3	8	LEE Man Sing	-	-	2	2	0.00
3	12	WU Lok Kan	-	-	2	2	0.00
3	15	LUK Chun Ho	-	-	2	2	0.00
3	9	CHUNG Wai Sze	-	1	1	2	0.00
	13	NG Kin Pong Jonathan	-	-	-	-	
Team Totals			2	6	39	47	0.67

Team
Opponent Errors & Team Faults

14

Timing and Results provided by Tissot



Match No.: 17

Match Statistics

경기 통계

Match Duration: 1h 08m
Spectators: 700

P3


HKG vs IRI
0 3

Teams	Sets	1	2	3	Total
HKG	0	16	17	12	45
IRI	3	25	25	25	75
	Playing Time	21m	22m	18m	1h 01m


First Referee: UALKHANOV Doszhan (KAZ)

Second Referee: SALEEM Ahmed (MDV)

HKG - Hong Kong, China

Non-Scoring Dig


Rk	No	Name	Digs	Faults	Receptions	Total Attempts	Avg by Set
1	14	KWOK Chung Kan	1	1	3	5	0.33
1	20	CHAN Alex Chi Wai	1	1	3	5	0.33
3	11	SIU Cheong Hung	-	1	6	7	0.00
3	5	KWONG Ngai Shing Jacky	-	1	3	4	0.00
3	7	LAM Chun Man	-	2	2	4	0.00
3	13	NG Kin Pong Jonathan	-	-	2	2	0.00
3	15	LUK Chun Ho	-	1	1	2	0.00
3	9	CHUNG Wai Sze	-	2	-	2	0.00
3	8	LEE Man Sing	-	-	1	1	0.00
3	12	WU Lok Kan	-	-	1	1	0.00
3	18	YAU Tze Ching	-	-	1	1	0.00
4		YIK Chi Hin	-	-	-	-	-
Team Totals			2	9	23	34	0.67

Non-Scoring Set


Rk	No	Name	Running Sets	Faults	Still Sets	Total Attempts	Avg by Set
1	5	KWONG Ngai Shing Jacky	10	-	28	38	3.33
2	9	CHUNG Wai Sze	7	1	8	16	2.33
3	13	NG Kin Pong Jonathan	1	-	3	4	0.33
3	11	SIU Cheong Hung	1	-	1	2	0.33
3	12	WU Lok Kan	1	-	1	2	0.33
6	14	KWOK Chung Kan	-	-	1	1	0.00
4		YIK Chi Hin	-	-	-	-	-
7		LAM Chun Man	-	-	-	-	-
8		LEE Man Sing	-	-	-	-	-
15		LUK Chun Ho	-	-	-	-	-
18		YAU Tze Ching	-	-	-	-	-
20		CHAN Alex Chi Wai	-	-	-	-	-
Team Totals			20	1	42	63	6.67

Non-Scoring Reception

Limit
25.00%

Rk	No	Name	Excellents	Faults	Serve Receptions	Total Attempts	Succ %
1	11	SIU Cheong Hung	10	2	8	20	50.00
2	13	NG Kin Pong Jonathan	9	4	9	22	40.91
7		LAM Chun Man	1	2	7	10	
14		KWOK Chung Kan	1	1	3	5	
15		LUK Chun Ho	-	3	-	3	
12		WU Lok Kan	-	-	1	1	
9		CHUNG Wai Sze	-	1	-	1	
4		YIK Chi Hin	-	-	-	-	
5		KWONG Ngai Shing Jacky	-	-	-	-	
8		LEE Man Sing	-	-	-	-	
18		YAU Tze Ching	-	-	-	-	
20		CHAN Alex Chi Wai	-	-	-	-	
Team Totals			21	13	28	62	33.87



Match No.: 17

Match Statistics

경기 통계

Match Duration: 1h 08m
Spectators: 700

P3


HKG vs IRI
0 3

Teams	Sets	1	2	3	Total
HKG	0	16	17	12	45
IRI	3	25	25	25	75
	Playing Time	21m	22m	18m	1h 01m


First Referee: UALKHANOV Doszhan (KAZ)

Second Referee: SALEEM Ahmed (MDV)


IRI - Iran

Scoring Spike

Limit
15.00%

Rk	No	Name	Spikes	Faults	Shots	Total Attempts	Eff %
1	2	EBADIPOUR GHARAHASSANLOU Milad	10	1	3	14	64.29
2	7	FAYAZI DAMNABI Pourya	9	2	8	19	36.84
3	1	MAHMOUDI KHATOUNABADI Shahram	15	7	7	29	27.59
	15	TASHAKORI Armin	-	2	3	5	
	9	GHOLAMI Adel	4	-	-	4	
	13	MAHDAVI Mehdi	-	1	-	1	
	4	MAROUFLAKRANI Mirsaeid	-	-	-	-	
	5	GHAEMI Farhad	-	-	-	-	
	6	MOUSAVI ERAGHI Seyed Mohammad	-	-	-	-	
	8	ZARIF AHANGARAN VARZANDEH Farhad	-	-	-	-	
	10	GHAFOUR Amir	-	-	-	-	
	12	MIRZAJANPOURMOUZIRAJI Mojtaba	-	-	-	-	
Team Totals			38	13	21	72	34.72

Scoring Block


Rk	No	Name	Kill Blocks	Faults	Rebounds	Total Attempts	Avg by Set
1	7	FAYAZI DAMNABI Pourya	1	-	3	4	0.33
1	1	MAHMOUDI KHATOUNABADI Shahram	1	2	1	4	0.33
1	2	EBADIPOUR GHARAHASSANLOU Milad	1	1	1	3	0.33
4	15	TASHAKORI Armin	-	2	4	6	0.00
4	9	GHOLAMI Adel	-	4	2	6	0.00
4	13	MAHDAVI Mehdi	-	2	-	2	0.00
	4	MAROUFLAKRANI Mirsaeid	-	-	-	-	
	5	GHAEMI Farhad	-	-	-	-	
	6	MOUSAVI ERAGHI Seyed Mohammad	-	-	-	-	
	8	ZARIF AHANGARAN VARZANDEH Farhad	-	-	-	-	
	10	GHAFOUR Amir	-	-	-	-	
	12	MIRZAJANPOURMOUZIRAJI Mojtaba	-	-	-	-	
Team Totals			3	11	11	25	1.00

Scoring Service


Rk	No	Name	Aces	Faults	Serve Hits	Total Attempts	Avg by Set
1	2	EBADIPOUR GHARAHASSANLOU Milad	3	2	15	20	1.00
1	1	MAHMOUDI KHATOUNABADI Shahram	3	-	4	7	1.00
3	13	MAHDAVI Mehdi	2	-	13	15	0.67
3	15	TASHAKORI Armin	2	2	6	10	0.67
3	7	FAYAZI DAMNABI Pourya	2	2	5	9	0.67
6	9	GHOLAMI Adel	1	1	9	11	0.33
7	5	GHAEMI Farhad	-	1	-	1	0.00
	4	MAROUFLAKRANI Mirsaeid	-	-	-	-	
	6	MOUSAVI ERAGHI Seyed Mohammad	-	-	-	-	
	8	ZARIF AHANGARAN VARZANDEH Farhad	-	-	-	-	
	10	GHAFOUR Amir	-	-	-	-	
	12	MIRZAJANPOURMOUZIRAJI Mojtaba	-	-	-	-	
Team Totals			13	8	52	73	4.33

Team
Opponent Errors & Team Faults

21

Timing and Results provided by Tissot



Match No.: 17

Match Statistics

경기 통계

Match Duration: 1h 08m
Spectators: 700

P3


HKG vs IRI
0 3

Teams	Sets	1	2	3	Total
HKG	0	16	17	12	45
IRI	3	25	25	25	75
Playing Time		21m	22m	18m	1h 01m


First Referee: UALKHANOV Doszhan (KAZ)

Second Referee: SALEEM Ahmed (MDV)

IRI - Iran

Non-Scoring Dig


Rk	No	Name	Digs	Faults	Receptions	Total Attempts	Avg by Set
1	8	ZARIF AHANGARAN VARZANDEH Farhad	1	3	5	9	0.33
2	7	FAYAZI DAMNABI Pourya	-	-	8	8	0.00
2	13	MAHDAVI Mehdi	-	1	6	7	0.00
2	2	EBADIPOUR GHARAHASSANLOU Milad	-	3	4	7	0.00
2	1	MAHMOUDI KHATOUNABADI Shahram	-	-	6	6	0.00
2	9	GHOLAMI Adel	-	-	1	1	0.00
2	15	TASHAKORI Armin	-	-	1	1	0.00
	4	MAROUFLAKRANI Mirsaeid	-	-	-	-	-
	5	GHAEMI Farhad	-	-	-	-	-
	6	MOUSAVI ERAGHI Seyed Mohammad	-	-	-	-	-
	10	GHAFOUR Amir	-	-	-	-	-
	12	MIRZAJANPOURMOUZIRAJI Mojtaba	-	-	-	-	-
Team Totals			1	7	31	39	0.33

Non-Scoring Set


Rk	No	Name	Running Sets	Faults	Still Sets	Total Attempts	Avg by Set
1	13	MAHDAVI Mehdi	30	-	21	51	10.00
2	15	TASHAKORI Armin	1	-	1	2	0.33
2	1	MAHMOUDI KHATOUNABADI Shahram	1	-	-	1	0.33
4	9	GHOLAMI Adel	-	-	5	5	0.00
4	8	ZARIF AHANGARAN VARZANDEH Farhad	-	-	4	4	0.00
4	7	FAYAZI DAMNABI Pourya	-	-	3	3	0.00
	2	EBADIPOUR GHARAHASSANLOU Milad	-	-	-	-	-
	4	MAROUFLAKRANI Mirsaeid	-	-	-	-	-
	5	GHAEMI Farhad	-	-	-	-	-
	6	MOUSAVI ERAGHI Seyed Mohammad	-	-	-	-	-
	10	GHAFOUR Amir	-	-	-	-	-
	12	MIRZAJANPOURMOUZIRAJI Mojtaba	-	-	-	-	-
Team Totals			32		34	66	10.67

Non-Scoring Reception

Limit
25.00%

Rk	No	Name	Excellents	Faults	Serve Receptions	Total Attempts	Succ %
1	2	EBADIPOUR GHARAHASSANLOU Milad	9	1	7	17	52.94
	8	ZARIF AHANGARAN VARZANDEH Farhad	8	1	6	15	
	7	FAYAZI DAMNABI Pourya	2	-	6	8	
	1	MAHMOUDI KHATOUNABADI Shahram	-	-	-	-	
	4	MAROUFLAKRANI Mirsaeid	-	-	-	-	
	5	GHAEMI Farhad	-	-	-	-	
	6	MOUSAVI ERAGHI Seyed Mohammad	-	-	-	-	
	9	GHOLAMI Adel	-	-	-	-	
	10	GHAFOUR Amir	-	-	-	-	
	12	MIRZAJANPOURMOUZIRAJI Mojtaba	-	-	-	-	
	13	MAHDAVI Mehdi	-	-	-	-	
	15	TASHAKORI Armin	-	-	-	-	
Team Totals			19	2	19	40	47.50

Avg	Eff%	Rk	Succ%
Average	Efficiency	Rank	Success %

Timing and Results provided by Tissot



Match No.: 18

Match Statistics

경기 통계

Match Duration: 1h 15m
Spectators: 600

P3

THA vs CHN

0 3

Teams	Sets	1	2	3	Total
THA	0	16	19	22	57
CHN	3	25	25	25	75
	Playing Time	21m	23m	25m	1h 09m

First Referee: FAHAD MOHAMMED Ismael (QAT)


Second Referee: INDO Tomokazu (JPN)

THA - Thailand

Scoring Spike

Limit
15.00%

Rk	No	Name	Spikes	Faults	Shots	Total Attempts	Eff %
1	1	RAKSAKAEW Jirayu	23	6	11	40	42.50
2	9	SRI UTTHAWONG Kittikun	8	4	3	15	26.67
3	14	SOMKANE Kitsada	6	4	9	19	10.53
	10	NAMKHUNTHOD Kittinon	2	1	1	4	
	16	NAKPRASONG Teerasak	1	-	1	2	
	17	CHAROENSUK Saranchit	-	1	-	1	
	2	VAENPRADAB Montri	-	-	-	-	
	3	NANBOON Kon	-	-	-	-	
	7	SILAPASRON Kanit	-	-	-	-	
	12	WATTANA Yossapol	-	-	-	-	
	13	SUKSALA Wutthichai	-	-	-	-	
	18	PHUANGLIB Montri	-	-	-	-	
Team Totals			40	16	25	81	29.63

Scoring Block


Rk	No	Name	Kill Blocks	Faults	Rebounds	Total Attempts	Avg by Set
1	10	NAMKHUNTHOD Kittinon	1	4	4	9	0.33
1	9	SRI UTTHAWONG Kittikun	1	2	1	4	0.33
3	1	RAKSAKAEW Jirayu	-	3	2	5	0.00
3	16	NAKPRASONG Teerasak	-	3	1	4	0.00
3	17	CHAROENSUK Saranchit	-	2	1	3	0.00
3	14	SOMKANE Kitsada	-	3	-	3	0.00
3	2	VAENPRADAB Montri	-	-	1	1	0.00
	3	NANBOON Kon	-	-	-	-	
	7	SILAPASRON Kanit	-	-	-	-	
	12	WATTANA Yossapol	-	-	-	-	
	13	SUKSALA Wutthichai	-	-	-	-	
	18	PHUANGLIB Montri	-	-	-	-	
Team Totals			2	17	10	29	0.67

Scoring Service


Rk	No	Name	Aces	Faults	Serve Hits	Total Attempts	Avg by Set
1	14	SOMKANE Kitsada	1	4	6	11	0.33
2	17	CHAROENSUK Saranchit	-	1	11	12	0.00
2	10	NAMKHUNTHOD Kittinon	-	-	9	9	0.00
2	16	NAKPRASONG Teerasak	-	-	8	8	0.00
2	1	RAKSAKAEW Jirayu	-	2	6	8	0.00
2	9	SRI UTTHAWONG Kittikun	-	1	6	7	0.00
2	2	VAENPRADAB Montri	-	-	2	2	0.00
2	3	NANBOON Kon	-	1	1	2	0.00
	7	SILAPASRON Kanit	-	-	-	-	
	12	WATTANA Yossapol	-	-	-	-	
	13	SUKSALA Wutthichai	-	-	-	-	
	18	PHUANGLIB Montri	-	-	-	-	
Team Totals			1	9	49	59	0.33

Team
Opponent Errors & Team Faults

14	2
----	---

Timing and Results provided by Tissot



Match No.: 18

Match Statistics

경기 통계

Match Duration: 1h 15m
Spectators: 600

P3

THA vs CHN


0 3


Teams	Sets	1	2	3	Total
THA	0	16	19	22	57
CHN	3	25	25	25	75
	Playing Time	21m	23m	25m	1h 09m


First Referee: FAHAD MOHAMMED Ismael (QAT)

Second Referee: INDO Tomokazu (JPN)

THA - Thailand

Non-Scoring Dig	Rk	No	Name	Digs	Faults	Receptions	Total Attempts	Avg by Set
	1	18	PHUANGLIB Montri	2	1	8	11	0.67
	1	14	SOMKANE Kitsada	2	-	3	5	0.67
	3	10	NAMKHUNTHOD Kittinon	1	3	4	8	0.33
	3	1	RAKSAKAEW Jirayu	1	-	2	3	0.33
	5	17	CHAROENSUK Saranchit	-	4	6	10	0.00
	5	2	VAENPRADAB Montri	-	-	2	2	0.00
	5	9	SRI UTTHAWONG Kittikun	-	-	2	2	0.00
	5	16	NAKPRASONG Teerasak	-	1	1	2	0.00
		3	NANBOON Kon	-	-	-	-	-
		7	SILAPASRON Kanit	-	-	-	-	-
		12	WATTANA Yossapol	-	-	-	-	-
		13	SUKSALA Wutthichai	-	-	-	-	-
	Team Totals				6	9	28	43

Non-Scoring Set	Rk	No	Name	Running Sets	Faults	Still Sets	Total Attempts	Avg by Set
	1	17	CHAROENSUK Saranchit	34	-	34	68	11.33
	2	16	NAKPRASONG Teerasak	3	-	1	4	1.00
	3	14	SOMKANE Kitsada	1	-	1	2	0.33
	3	1	RAKSAKAEW Jirayu	1	-	-	1	0.33
	3	10	NAMKHUNTHOD Kittinon	1	-	-	1	0.33
	6	18	PHUANGLIB Montri	-	-	2	2	0.00
	6	3	NANBOON Kon	-	-	1	1	0.00
	6	9	SRI UTTHAWONG Kittikun	-	-	1	1	0.00
		2	VAENPRADAB Montri	-	-	-	-	-
		7	SILAPASRON Kanit	-	-	-	-	-
		12	WATTANA Yossapol	-	-	-	-	-
		13	SUKSALA Wutthichai	-	-	-	-	-
	Team Totals				40		40	80

Non-Scoring Reception	Rk	No	Name	Excellents	Faults	Serve Receptions	Total Attempts	Succ %
	1	14	SOMKANE Kitsada	10	2	15	27	37.04
	2	18	PHUANGLIB Montri	4	1	11	16	25.00
		9	SRI UTTHAWONG Kittikun	1	2	8	11	
		3	NANBOON Kon	1	-	2	3	
		16	NAKPRASONG Teerasak	-	-	2	2	
		10	NAMKHUNTHOD Kittinon	1	1	-	2	
		1	RAKSAKAEW Jirayu	-	-	-	-	
		2	VAENPRADAB Montri	-	-	-	-	
		7	SILAPASRON Kanit	-	-	-	-	
		12	WATTANA Yossapol	-	-	-	-	
		13	SUKSALA Wutthichai	-	-	-	-	
		17	CHAROENSUK Saranchit	-	-	-	-	
	Team Totals				17	6	38	61

Timing and Results provided by Tissot



Match No.: 18

Match Statistics

경기 통계

Match Duration: 1h 15m
Spectators: 600

P3


THA vs CHN
0 3

Teams	Sets	1	2	3	Total
THA	0	16	19	22	57
CHN	3	25	25	25	75
	Playing Time	21m	23m	25m	1h 09m


First Referee: FAHAD MOHAMMED Ismael (QAT)

Second Referee: INDO Tomokazu (JPN)


CHN - China

Scoring Spike

Limit
15.00%

Rk	No	Name	Spikes	Faults	Shots	Total Attempts	Eff %
1	4	ZHANG Chen	11	1	3	15	66.67
2	13	KOU Zhichao	12	-	7	19	63.16
3	7	ZHONG Weijun	11	-	12	23	47.83
	11	GENG Xin	4	1	3	8	
	6	LIANG Chunlong	3	1	2	6	
	14	XU Jingtao	-	-	2	2	
	15	LI Runming	1	-	1	2	
	3	YUAN Zhi	-	-	-	-	
	8	CUI Jianjun	-	-	-	-	
	16	REN Qi	-	-	-	-	
	18	JI Daoshuai	-	-	-	-	
	22	MAO Tianyi	-	-	-	-	
Team Totals			42	3	30	75	52.00

Scoring Block


Rk	No	Name	Kill Blocks	Faults	Rebounds	Total Attempts	Avg by Set
1	15	LI Runming	4	3	-	7	1.33
2	11	GENG Xin	3	6	4	13	1.00
3	13	KOU Zhichao	1	7	3	11	0.33
3	14	XU Jingtao	1	3	3	7	0.33
3	4	ZHANG Chen	1	5	-	6	0.33
6	6	LIANG Chunlong	-	2	2	4	0.00
6	7	ZHONG Weijun	-	1	2	3	0.00
6	16	REN Qi	-	-	1	1	0.00
	3	YUAN Zhi	-	-	-	-	
	8	CUI Jianjun	-	-	-	-	
	18	JI Daoshuai	-	-	-	-	
	22	MAO Tianyi	-	-	-	-	
Team Totals			10	27	15	52	3.33

Scoring Service


Rk	No	Name	Aces	Faults	Serve Hits	Total Attempts	Avg by Set
1	7	ZHONG Weijun	2	4	8	14	0.67
1	13	KOU Zhichao	2	4	8	14	0.67
3	15	LI Runming	1	4	8	13	0.33
3	11	GENG Xin	1	-	10	11	0.33
5	4	ZHANG Chen	-	-	10	10	0.00
5	6	LIANG Chunlong	-	-	8	8	0.00
5	14	XU Jingtao	-	-	3	3	0.00
	3	YUAN Zhi	-	-	-	-	
	8	CUI Jianjun	-	-	-	-	
	16	REN Qi	-	-	-	-	
	18	JI Daoshuai	-	-	-	-	
	22	MAO Tianyi	-	-	-	-	
Team Totals			6	12	55	73	2.00

Team
Opponent Errors & Team Faults

17



Match No.: 18

Match Statistics

경기 통계

Match Duration: 1h 15m
Spectators: 600

P3


THA vs CHN
0 3

Teams	Sets	1	2	3	Total
THA	0	16	19	22	57
CHN	3	25	25	25	75
	Playing Time	21m	23m	25m	1h 09m


First Referee: FAHAD MOHAMMED Ismael (QAT)

Second Referee: INDO Tomokazu (JPN)

CHN - China

Non-Scoring Dig


Rk	No	Name	Digs	Faults	Receptions	Total Attempts	Avg by Set
1	16	REN Qi	2	1	12	15	0.67
2	4	ZHANG Chen	1	1	2	4	0.33
3	15	LI Runming	-	1	8	9	0.00
3	6	LIANG Chunlong	-	1	2	3	0.00
3	13	KOU Zhichao	-	-	2	2	0.00
3	7	ZHONG Weijun	-	1	1	2	0.00
3	14	XU Jingtao	-	1	1	2	0.00
3	11	GENG Xin	-	1	-	1	0.00
	3	YUAN Zhi	-	-	-	-	-
	8	CUI Jianjun	-	-	-	-	-
	18	JI Daoshuai	-	-	-	-	-
	22	MAO Tianyi	-	-	-	-	-
Team Totals			3	7	28	38	1.00

Non-Scoring Set


Rk	No	Name	Running Sets	Faults	Still Sets	Total Attempts	Avg by Set
1	15	LI Runming	35	-	24	59	11.67
2	4	ZHANG Chen	2	-	1	3	0.67
3	11	GENG Xin	1	-	2	3	0.33
3	16	REN Qi	1	-	2	3	0.33
3	14	XU Jingtao	1	-	-	1	0.33
6	13	KOU Zhichao	-	1	1	2	0.00
6	6	LIANG Chunlong	-	-	1	1	0.00
	3	YUAN Zhi	-	-	-	-	-
	7	ZHONG Weijun	-	-	-	-	-
	8	CUI Jianjun	-	-	-	-	-
	18	JI Daoshuai	-	-	-	-	-
	22	MAO Tianyi	-	-	-	-	-
Team Totals			40	1	31	72	13.33

Non-Scoring Reception

Limit
25.00%

Rk	No	Name	Excellents	Faults	Serve Receptions	Total Attempts	Succ %
1	4	ZHANG Chen	11	-	12	23	47.83
	7	ZHONG Weijun	4	-	9	13	
	16	REN Qi	7	1	3	11	
	11	GENG Xin	1	-	-	1	
	3	YUAN Zhi	-	-	-	-	
	6	LIANG Chunlong	-	-	-	-	
	8	CUI Jianjun	-	-	-	-	
	13	KOU Zhichao	-	-	-	-	
	14	XU Jingtao	-	-	-	-	
	15	LI Runming	-	-	-	-	
	18	JI Daoshuai	-	-	-	-	
	22	MAO Tianyi	-	-	-	-	
Team Totals			23	1	24	48	47.92

Avg	Eff%	Rk	Succ%
Average	Efficiency	Rank	Success %

Timing and Results provided by Tissot



Results Table - Preliminary Round

결과표 - 조별리그

As of THU 25 SEP 2014 at 20:24

P4

Pool A				Points per Set					Total Points	Match Duration	Spectators
Match	Date	Teams	Sets	1	2	3	4	5			
2	20 SEP 2014	KOR vs KAZ	3 - 0	25 - 16	25 - 21	25 - 23			75 - 60	1h 18m	4,000
4	21 SEP 2014	TPE vs QAT	0 - 3	21 - 25	17 - 25	21 - 25			59 - 75	1h 15m	290
10	23 SEP 2014	KAZ vs QAT	0 - 3	23 - 25	22 - 25	21 - 25			66 - 75	1h 24m	230
15	24 SEP 2014	KOR vs TPE	3 - 0	25 - 22	25 - 18	25 - 20			75 - 60	1h 23m	4,000
19	26 SEP 2014	TPE vs KAZ									
24	27 SEP 2014	KOR vs QAT									

Pool B				Points per Set					Total Points	Match Duration	Spectators
Match	Date	Teams	Sets	1	2	3	4	5			
1	20 SEP 2014	PAK vs KUW	0 - 3	22 - 25	21 - 25	16 - 25			59 - 75	1h 24m	1,000
5	21 SEP 2014	JPN vs KSA	3 - 0	25 - 15	25 - 14	25 - 12			75 - 41	1h 09m	280
7	22 SEP 2014	KUW vs KSA	3 - 0	27 - 25	25 - 23	25 - 20			77 - 68	1h 34m	1,000
11	23 SEP 2014	PAK vs JPN	0 - 3	23 - 25	23 - 25	23 - 25			69 - 75	1h 22m	367
16	25 SEP 2014	JPN vs KUW	3 - 1	25 - 15	22 - 25	25 - 15	25 - 17		97 - 72	1h 46m	600
21	26 SEP 2014	KSA vs PAK									

Pool C				Points per Set					Total Points	Match Duration	Spectators
Match	Date	Teams	Sets	1	2	3	4	5			
3	20 SEP 2014	IND vs HKG	3 - 1	23 - 25	25 - 18	25 - 16	25 - 21		98 - 80	1h 39m	210
8	22 SEP 2014	MDV vs HKG	0 - 3	19 - 25	22 - 25	18 - 25			59 - 75	1h 14m	300
13	24 SEP 2014	IND vs MDV	3 - 0	25 - 10	25 - 19	25 - 17			75 - 46	1h 06m	250
17	25 SEP 2014	HKG vs IRI	0 - 3	16 - 25	17 - 25	12 - 25			45 - 75	1h 08m	700
20	26 SEP 2014	IRI vs IND									
23	27 SEP 2014	IRI vs MDV									

Pool D				Points per Set					Total Points	Match Duration	Spectators
Match	Date	Teams	Sets	1	2	3	4	5			
6	21 SEP 2014	MYA vs CHN	0 - 3	11 - 25	12 - 25	18 - 25			41 - 75	1h 05m	350
9	22 SEP 2014	THA vs TKM	3 - 0	25 - 22	25 - 16	25 - 17			75 - 55	1h 14m	300
12	23 SEP 2014	CHN vs TKM	3 - 0	25 - 15	25 - 8	25 - 10			75 - 33	1h 01m	380
14	24 SEP 2014	MYA vs THA	0 - 3	14 - 25	17 - 25	20 - 25			51 - 75	1h 08m	250
18	25 SEP 2014	THA vs CHN	0 - 3	16 - 25	19 - 25	22 - 25			57 - 75	1h 16m	600
22	27 SEP 2014	TKM vs MYA									

Statistics of	Average match duration	Average spectators	Total spectators
Preliminary Round	8m	90	15,107

Pool A																	
Rank	Team	Ranking Points	Matches			Results Details					Sets		Points				
			Played	Won	Lost	3-0	3-1	3-2	2-3	1-3	0-3	Won	Lost	Ratio	Won	Lost	Ratio
1	KOR	6	2	2	0	2						6	0	MAX	150	120	1.250
2	QAT	6	2	2	0	2						6	0	MAX	150	125	1.200
3	KAZ	0	2	0	2					2	0	6	0.000	126	150	0.840	
4	TPE	0	2	0	2					2	0	6	0.000	119	150	0.793	

Pool B																	
Rank	Team	Ranking Points	Matches			Results Details					Sets		Points				
			Played	Won	Lost	3-0	3-1	3-2	2-3	1-3	0-3	Won	Lost	Ratio	Won	Lost	Ratio
1	JPN	9	3	3	0	2	1					9	1	9.000	247	182	1.357
2	KUW	6	3	2	1	2				1		7	3	2.333	224	224	1.000
3	PAK	0	2	0	2						2	0	6	0.000	128	150	0.853
4	KSA	0	2	0	2					2	0	6	0.000	109	152	0.717	

Pool C																	
Rank	Team	Ranking Points	Matches			Results Details					Sets		Points				
			Played	Won	Lost	3-0	3-1	3-2	2-3	1-3	0-3	Won	Lost	Ratio	Won	Lost	Ratio
1	IND	6	2	2	0	1	1					6	1	6.000	173	126	1.373
2	IRI	3	1	1	0	1						3	0	MAX	75	45	1.667
3	HKG	3	3	1	2	1				1	1	4	6	0.667	200	232	0.862
4	MDV	0	2	0	2						2	0	6	0.000	105	150	0.700

Timing and Results provided by Tissot



Results Table - Preliminary Round

결과표 - 조별리그

As of THU 25 SEP 2014 at 20:24

Pool D																	
Rank	Team	Ranking Points	Matches			Results Details						Sets			Points		
			Played	Won	Lost	3-0	3-1	3-2	2-3	1-3	0-3	Won	Lost	Ratio	Won	Lost	Ratio
1	CHN	9	3	3	0	3						9	0	MAX	225	131	1.718
2	THA	6	3	2	1	2					1	6	3	2.000	207	181	1.144
3	MYA	0	2	0	2						2	0	6	0.000	92	150	0.613
4	TKM	0	2	0	2						2	0	6	0.000	88	150	0.587

LEGEND

MAX Ratio with no points or sets lost **Ratio** Ratio of points or sets won/lost

Timing and Results provided by Tissot





Teams Ranking by Skills


스킬별 팀 순위

As of THU 25 SEP 2014 at 20:24

P6

Scoring Spike	Rk	Name	Spikes	Faults	Shots	Total Attempts	Eff %
	1	CHN - China	109	14	63	186	51.08
	2	IND - India	96	22	56	174	42.53
	3	THA - Thailand	129	36	57	222	41.89
	4	JPN - Japan	131	35	85	251	38.25
	5	QAT - Qatar	83	24	54	161	36.65
	6	IRI - Iran	38	13	21	72	34.72
	7	KOR - Republic of Korea	80	31	40	151	32.45
	8	KUW - Kuwait	115	40	102	257	29.18
	9	PAK - Pakistan	80	33	63	176	26.70
	10	HKG - Hong Kong, China	116	51	106	273	23.81
	11	TPE - Chinese Taipei	72	36	52	160	22.50
	12	MDV - Maldives	64	35	51	150	19.33
	13	KAZ - Kazakhstan	65	36	63	164	17.68
	14	KSA - Saudi Arabia	62	39	62	163	14.11
	15	MYA - Myanmar	52	45	50	147	4.76
	16	TKM - Turkmenistan	51	46	51	148	3.38
Tournament Totals			1343	536	976	2855	28.27

Scoring Block	Rk	Name	Kill Blocks	Faults	Rebounds	Total Attempts	Avg by Set
	1	QAT - Qatar	26	29	25	80	4.33
	2	CHN - China	28	45	31	104	3.11
	3	IND - India	21	40	38	99	3.00
	4	KAZ - Kazakhstan	16	24	26	66	2.67
	5	KUW - Kuwait	24	49	60	133	2.40
	5	JPN - Japan	24	45	45	114	2.40
	7	THA - Thailand	18	50	39	107	2.00
	8	KSA - Saudi Arabia	11	32	23	66	1.83
	8	KOR - Republic of Korea	11	23	28	62	1.83
	10	HKG - Hong Kong, China	17	43	34	94	1.70
	11	TPE - Chinese Taipei	9	41	17	67	1.50
	11	PAK - Pakistan	9	28	28	65	1.50
	11	MYA - Myanmar	9	30	10	49	1.50
	14	MDV - Maldives	6	29	14	49	1.00
	14	IRI - Iran	3	11	11	25	1.00
	16	TKM - Turkmenistan	5	24	16	45	0.83
Tournament Totals			237	543	445	1225	4.23

Scoring Service	Rk	Name	Aces	Faults	Serve Hits	Total Attempts	Avg by Set
	1	IRI - Iran	13	8	52	73	4.33
	2	CHN - China	22	28	169	219	2.44
	3	JPN - Japan	18	36	189	243	1.80
	4	KUW - Kuwait	17	29	175	221	1.70
	5	KOR - Republic of Korea	9	27	115	151	1.50
	6	IND - India	9	11	151	171	1.29
	7	QAT - Qatar	7	19	119	145	1.17
	8	HKG - Hong Kong, China	10	27	162	199	1.00
	8	PAK - Pakistan	6	26	97	129	1.00
	10	MDV - Maldives	5	16	89	110	0.83
	10	MYA - Myanmar	5	12	80	97	0.83
	12	THA - Thailand	6	27	171	204	0.67
	12	TPE - Chinese Taipei	4	17	100	121	0.67
	14	KAZ - Kazakhstan	2	24	102	128	0.33
	14	KSA - Saudi Arabia	2	20	93	115	0.33

Timing and Results provided by Tissot




Teams Ranking by Skills

스킬별 팀 순위

As of THU 25 SEP 2014 at 20:24

P6

Scoring Service	Rk	Name	Aces	Faults	Serve Hits	Total Attempts	Avg by Set
	16	TKM - Turkmenistan	1	11	79	91	0.17
	Tournament Totals		136	338	1943	2417	2.43





Teams Ranking by Skills


스킬별 팀 순위

As of THU 25 SEP 2014 at 20:24

P6

Non-Scoring Dig	Rk	Name	Digs	Faults	Receptions	Total Attempts	Avg by Set
	1	QAT - Qatar	16	17	55	88	2.67
	2	KOR - Republic of Korea	13	12	56	81	2.17
	3	TPE - Chinese Taipei	11	16	48	75	1.83
	4	KAZ - Kazakhstan	9	23	59	91	1.50
	4	PAK - Pakistan	9	16	57	82	1.50
	6	JPN - Japan	14	26	111	151	1.40
	7	HKG - Hong Kong, China	12	33	87	132	1.20
	8	IND - India	8	21	78	107	1.14
	9	KUW - Kuwait	10	37	100	147	1.00
	9	KSA - Saudi Arabia	6	23	55	84	1.00
	11	THA - Thailand	8	31	93	132	0.89
	12	CHN - China	7	19	71	97	0.78
	13	MDV - Maldives	4	26	55	85	0.67
	14	MYA - Myanmar	3	19	48	70	0.50
	15	TKM - Turkmenistan	2	19	50	71	0.33
15	IRI - Iran	1	7	31	39	0.33	
Tournament Totals			133	345	1054	1532	2.38

Non-Scoring Set	Rk	Name	Running Sets	Faults	Still Sets	Total Attempts	Avg by Set
	1	THA - Thailand	121	3	90	214	13.44
	2	QAT - Qatar	79	1	79	159	13.17
	3	IND - India	90	2	74	166	12.86
	4	KOR - Republic of Korea	76	-	73	149	12.67
	5	JPN - Japan	124	1	119	244	12.40
	6	PAK - Pakistan	74	3	89	166	12.33
	7	TPE - Chinese Taipei	68	1	91	160	11.33
	8	CHN - China	100	2	72	174	11.11
	9	KUW - Kuwait	109	8	139	256	10.90
	10	IRI - Iran	32	-	34	66	10.67
	11	HKG - Hong Kong, China	106	4	147	257	10.60
	12	MDV - Maldives	62	2	85	149	10.33
	13	KAZ - Kazakhstan	61	1	97	159	10.17
	14	KSA - Saudi Arabia	56	3	93	152	9.33
	15	MYA - Myanmar	50	1	88	139	8.33
	16	TKM - Turkmenistan	49	3	89	141	8.17
Tournament Totals			1257	35	1459	2751	22.45

Non-Scoring Reception	Rk	Name	Excellents	Faults	Serve Receptions	Total Attempts	Succ %
	1	KOR - Republic of Korea	47	2	46	95	49.47
	2	PAK - Pakistan	63	9	58	130	48.46
	3	JPN - Japan	70	10	66	146	47.95
	4	CHN - China	54	4	55	113	47.79
	5	IRI - Iran	19	2	19	40	47.50
	6	IND - India	49	5	53	107	45.79
	7	HKG - Hong Kong, China	87	21	91	199	43.72
	8	KAZ - Kazakhstan	47	8	55	110	42.73
	9	KUW - Kuwait	72	8	103	183	39.34
	10	QAT - Qatar	42	4	61	107	39.25
	11	TPE - Chinese Taipei	46	7	68	121	38.02
	12	THA - Thailand	55	8	88	151	36.42
	13	KSA - Saudi Arabia	40	13	69	122	32.79
	14	MYA - Myanmar	39	10	72	121	32.23
	15	MDV - Maldives	37	9	75	121	30.58

Timing and Results provided by Tissot




Teams Ranking by Skills

스킬별 팀 순위

As of THU 25 SEP 2014 at 20:24

P6

Non-Scoring Reception	Rk	Name	Excellents	Faults	Serve Receptions	Total Attempts	Succ %
	16	TKM - Turkmenistan	36	11	77	124	29.03
	Tournament Totals		803	131	1056	1990	40.35

LEGEND		Eff%		Rk		Succ%	
Avg	Average	Eff%	Efficiency	Rk	Rank	Succ%	Success %

Timing and Results provided by Tissot





Cumulative Statistics by Skills


스킬별 누적통계

CHN - China

AFTER 3 MATCHES

Scoring Spike	No	Name	Spikes	Faults	Shots	Total Attempts	Eff %
	3	YUAN Zhi	9	2	4	15	46.67
	4	ZHANG Chen	20	1	8	29	65.52
	6	LIANG Chunlong	7	2	2	11	45.45
	7	ZHONG Weijun	24	2	18	44	50.00
	8	CUI Jianjun	2	2	2	6	0.00
	11	GENG Xin	14	1	4	19	68.42
	13	KOU Zhichao	21	2	13	36	52.78
	14	XU Jingtao	5	1	4	10	40.00
	15	LI Runming	1	-	1	2	50.00
	16	REN Qi	-	-	-	-	0.00
	18	JI Daoshuai	6	1	7	14	35.71
	22	MAO Tianyi	-	-	-	-	0.00
	Team Totals			109	14	63	186

Scoring Block	No	Name	Kill Blocks	Faults	Rebounds	Total Attempts	Avg by Set
	3	YUAN Zhi	1	2	-	3	0.11
	4	ZHANG Chen	1	6	1	8	0.11
	6	LIANG Chunlong	2	5	3	10	0.22
	7	ZHONG Weijun	2	3	4	9	0.22
	8	CUI Jianjun	-	-	-	-	0.00
	11	GENG Xin	8	7	10	25	0.89
	13	KOU Zhichao	3	9	4	16	0.33
	14	XU Jingtao	5	7	4	16	0.56
	15	LI Runming	5	5	1	11	0.56
	16	REN Qi	-	-	1	1	0.00
	18	JI Daoshuai	-	1	1	2	0.00
	22	MAO Tianyi	1	-	2	3	0.11
	Team Totals			28	45	31	104

Scoring Service	No	Name	Aces	Faults	Serve Hits	Total Attempts	Avg by Set
	3	YUAN Zhi	3	2	6	11	0.33
	4	ZHANG Chen	2	-	33	35	0.22
	6	LIANG Chunlong	1	2	29	32	0.11
	7	ZHONG Weijun	2	5	22	29	0.22
	8	CUI Jianjun	1	1	4	6	0.11
	11	GENG Xin	1	1	18	20	0.11
	13	KOU Zhichao	5	8	25	38	0.56
	14	XU Jingtao	3	-	10	13	0.33
	15	LI Runming	3	6	15	24	0.33
	16	REN Qi	-	-	-	-	0.00
	18	JI Daoshuai	-	3	1	4	0.00
	22	MAO Tianyi	1	-	6	7	0.11
	Team Totals			22	28	169	219

Team	Opponent Errors & Team Faults	66	1
-------------	------------------------------------------	----	---





Cumulative Statistics by Skills


스킬별 누적통계

CHN - China

AFTER 3 MATCHES

Non-Scoring Dig	No	Name	Digs	Faults	Receptions	Total Attempts	Avg by Set
	3	YUAN Zhi	-	-	2	2	0.00
	4	ZHANG Chen	2	2	6	10	0.22
	6	LIANG Chunlong	-	1	5	6	0.00
	7	ZHONG Weijun	-	3	7	10	0.00
	8	CUI Jianjun	-	1	3	4	0.00
	11	GENG Xin	-	2	1	3	0.00
	13	KOU Zhichao	-	1	4	5	0.00
	14	XU Jingtao	-	1	3	4	0.00
	15	LI Runming	1	3	14	18	0.11
	16	REN Qi	3	3	23	29	0.33
	18	JI Daoshuai	-	1	2	3	0.00
	22	MAO Tianyi	1	1	1	3	0.11
	Team Totals			7	19	71	97

Non-Scoring Set	No	Name	Running Sets	Faults	Still Sets	Total Attempts	Avg by Set
	3	YUAN Zhi	-	-	-	-	0.00
	4	ZHANG Chen	2	-	2	4	0.22
	6	LIANG Chunlong	-	1	1	2	0.00
	7	ZHONG Weijun	1	-	-	1	0.11
	8	CUI Jianjun	-	-	3	3	0.00
	11	GENG Xin	2	-	2	4	0.22
	13	KOU Zhichao	1	1	1	3	0.11
	14	XU Jingtao	2	-	-	2	0.22
	15	LI Runming	66	-	42	108	7.33
	16	REN Qi	5	-	5	10	0.56
	18	JI Daoshuai	-	-	-	-	0.00
	22	MAO Tianyi	21	-	16	37	2.33
	Team Totals			100	2	72	174

Non-Scoring Reception	No	Name	Excellents	Faults	Serve Receptions	Total Attempts	Succ %
	3	YUAN Zhi	-	-	-	-	0.00
	4	ZHANG Chen	22	1	24	47	46.81
	6	LIANG Chunlong	-	-	-	-	0.00
	7	ZHONG Weijun	7	1	13	21	33.33
	8	CUI Jianjun	9	-	5	14	64.29
	11	GENG Xin	1	-	-	1	100.00
	13	KOU Zhichao	-	-	-	-	0.00
	14	XU Jingtao	-	-	-	-	0.00
	15	LI Runming	1	-	-	1	100.00
	16	REN Qi	11	1	9	21	52.38
	18	JI Daoshuai	3	1	4	8	37.50
	22	MAO Tianyi	-	-	-	-	0.00
	Team Totals			54	4	55	113

LEGEND			
Avg	Eff%	Succ%	
Average	Efficiency	Success %	

Timing and Results provided by Tissot





Cumulative Statistics by Skills


스킬별 누적통계

HKG - Hong Kong, China

AFTER 3 MATCHES

Scoring Spike	No	Name	Spikes	Faults	Shots	Total Attempts	Eff %
	4	YIK Chi Hin	-	1	-	1	0.00
	5	KWONG Ngai Shing Jacky	-	-	2	2	0.00
	7	LAM Chun Man	17	6	16	39	28.21
	8	LEE Man Sing	15	3	10	28	42.86
	9	CHUNG Wai Sze	2	1	1	4	25.00
	11	SIU Cheong Hung	24	9	28	61	24.59
	12	WU Lok Kan	3	1	4	8	25.00
	13	NG Kin Pong Jonathan	-	-	-	-	0.00
	14	KWOK Chung Kan	-	-	-	-	0.00
	15	LUK Chun Ho	3	2	3	8	12.50
	18	YAU Tze Ching	11	7	5	23	17.39
20	CHAN Alex Chi Wai	41	21	37	99	20.20	
Team Totals			116	51	106	273	23.81

Scoring Block	No	Name	Kill Blocks	Faults	Rebounds	Total Attempts	Avg by Set
	4	YIK Chi Hin	-	-	-	-	0.00
	5	KWONG Ngai Shing Jacky	-	2	-	2	0.00
	7	LAM Chun Man	1	3	5	9	0.10
	8	LEE Man Sing	2	11	6	19	0.20
	9	CHUNG Wai Sze	2	2	3	7	0.20
	11	SIU Cheong Hung	5	5	6	16	0.50
	12	WU Lok Kan	-	3	4	7	0.00
	13	NG Kin Pong Jonathan	-	-	-	-	0.00
	14	KWOK Chung Kan	-	-	-	-	0.00
	15	LUK Chun Ho	2	1	1	4	0.20
	18	YAU Tze Ching	3	8	5	16	0.30
20	CHAN Alex Chi Wai	2	8	4	14	0.20	
Team Totals			17	43	34	94	1.70

Scoring Service	No	Name	Aces	Faults	Serve Hits	Total Attempts	Avg by Set
	4	YIK Chi Hin	-	-	3	3	0.00
	5	KWONG Ngai Shing Jacky	-	-	9	9	0.00
	7	LAM Chun Man	1	-	26	27	0.10
	8	LEE Man Sing	2	2	16	20	0.20
	9	CHUNG Wai Sze	-	8	26	34	0.00
	11	SIU Cheong Hung	2	4	25	31	0.20
	12	WU Lok Kan	-	-	6	6	0.00
	13	NG Kin Pong Jonathan	-	-	-	-	0.00
	14	KWOK Chung Kan	-	1	11	12	0.00
	15	LUK Chun Ho	-	-	2	2	0.00
	18	YAU Tze Ching	2	2	19	23	0.20
20	CHAN Alex Chi Wai	3	10	19	32	0.30	
Team Totals			10	27	162	199	1.00

Team	Opponent Errors & Team Faults	57	2
-------------	------------------------------------------	----	---





Cumulative Statistics by Skills


스킬별 누적통계

HKG - Hong Kong, China

AFTER 3 MATCHES

Non-Scoring Dig	No	Name	Digs	Faults	Receptions	Total Attempts	Avg by Set
	4	YIK Chi Hin	-	-	-	-	0.00
	5	KWONG Ngai Shing Jacky	-	2	3	5	0.00
	7	LAM Chun Man	-	6	15	21	0.00
	8	LEE Man Sing	-	2	2	4	0.00
	9	CHUNG Wai Sze	-	7	10	17	0.00
	11	SIU Cheong Hung	4	4	16	24	0.40
	12	WU Lok Kan	-	-	3	3	0.00
	13	NG Kin Pong Jonathan	4	7	16	27	0.40
	14	KWOK Chung Kan	2	3	4	9	0.20
	15	LUK Chun Ho	-	1	1	2	0.00
	18	YAU Tze Ching	-	-	3	3	0.00
20	CHAN Alex Chi Wai	2	1	14	17	0.20	
Team Totals			12	33	87	132	1.20

Non-Scoring Set	No	Name	Running Sets	Faults	Still Sets	Total Attempts	Avg by Set
	4	YIK Chi Hin	-	-	-	-	0.00
	5	KWONG Ngai Shing Jacky	13	-	36	49	1.30
	7	LAM Chun Man	1	-	2	3	0.10
	8	LEE Man Sing	-	-	1	1	0.00
	9	CHUNG Wai Sze	77	4	92	173	7.70
	11	SIU Cheong Hung	5	-	3	8	0.50
	12	WU Lok Kan	1	-	1	2	0.10
	13	NG Kin Pong Jonathan	7	-	8	15	0.70
	14	KWOK Chung Kan	-	-	3	3	0.00
	15	LUK Chun Ho	-	-	-	-	0.00
	18	YAU Tze Ching	1	-	-	1	0.10
20	CHAN Alex Chi Wai	1	-	1	2	0.10	
Team Totals			106	4	147	257	10.60

Non-Scoring Reception	No	Name	Excellents	Faults	Serve Receptions	Total Attempts	Succ %
	4	YIK Chi Hin	-	-	-	-	0.00
	5	KWONG Ngai Shing Jacky	-	-	-	-	0.00
	7	LAM Chun Man	13	3	14	30	43.33
	8	LEE Man Sing	-	-	1	1	0.00
	9	CHUNG Wai Sze	-	1	-	1	0.00
	11	SIU Cheong Hung	35	5	35	75	46.67
	12	WU Lok Kan	-	-	1	1	0.00
	13	NG Kin Pong Jonathan	34	8	31	73	46.58
	14	KWOK Chung Kan	5	1	8	14	35.71
	15	LUK Chun Ho	-	3	-	3	0.00
	18	YAU Tze Ching	-	-	-	-	0.00
20	CHAN Alex Chi Wai	-	-	1	1	0.00	
Team Totals			87	21	91	199	43.72

LEGEND

Avg Average Eff% Efficiency Succ% Success %

Timing and Results provided by Tissot





Cumulative Statistics by Skills


스킬별 누적통계

IRI - Iran

AFTER 1 MATCH

Scoring Spike	No	Name	Spikes	Faults	Shots	Total Attempts	Eff %	
	1	MAHMOUDI KHATOUNABADI Shahram	15	7	7	29	27.59	
	2	EBADIPOUR GHARAHASSANLOU Milad	10	1	3	14	64.29	
	4	MAROUFLAKRANI Mirsaeid	-	-	-	-	0.00	
	5	GHAEMI Farhad	-	-	-	-	0.00	
	6	MOUSAVI ERAGHI Seyed Mohammad	-	-	-	-	0.00	
	7	FAYAZI DAMNABI Pourya	9	2	8	19	36.84	
	8	ZARIF AHANGARAN VARZANDEH Farhad	-	-	-	-	0.00	
	9	GHOLAMI Adel	4	-	-	4	100.00	
	10	GHAFOUR Amir	-	-	-	-	0.00	
	12	MIRZAJANPOURMOUZIRAJI Mojtaba	-	-	-	-	0.00	
	13	MAHDAVI Mehdi	-	1	-	1	0.00	
	15	TASHAKORI Armin	-	2	3	5	0.00	
	Team Totals			38	13	21	72	34.72

Scoring Block	No	Name	Kill Blocks	Faults	Rebounds	Total Attempts	Avg by Set	
	1	MAHMOUDI KHATOUNABADI Shahram	1	2	1	4	0.33	
	2	EBADIPOUR GHARAHASSANLOU Milad	1	1	1	3	0.33	
	4	MAROUFLAKRANI Mirsaeid	-	-	-	-	0.00	
	5	GHAEMI Farhad	-	-	-	-	0.00	
	6	MOUSAVI ERAGHI Seyed Mohammad	-	-	-	-	0.00	
	7	FAYAZI DAMNABI Pourya	1	-	3	4	0.33	
	8	ZARIF AHANGARAN VARZANDEH Farhad	-	-	-	-	0.00	
	9	GHOLAMI Adel	-	4	2	6	0.00	
	10	GHAFOUR Amir	-	-	-	-	0.00	
	12	MIRZAJANPOURMOUZIRAJI Mojtaba	-	-	-	-	0.00	
	13	MAHDAVI Mehdi	-	2	-	2	0.00	
	15	TASHAKORI Armin	-	2	4	6	0.00	
	Team Totals			3	11	11	25	1.00

Scoring Service	No	Name	Aces	Faults	Serve Hits	Total Attempts	Avg by Set	
	1	MAHMOUDI KHATOUNABADI Shahram	3	-	4	7	1.00	
	2	EBADIPOUR GHARAHASSANLOU Milad	3	2	15	20	1.00	
	4	MAROUFLAKRANI Mirsaeid	-	-	-	-	0.00	
	5	GHAEMI Farhad	-	1	-	1	0.00	
	6	MOUSAVI ERAGHI Seyed Mohammad	-	-	-	-	0.00	
	7	FAYAZI DAMNABI Pourya	2	2	5	9	0.67	
	8	ZARIF AHANGARAN VARZANDEH Farhad	-	-	-	-	0.00	
	9	GHOLAMI Adel	1	1	9	11	0.33	
	10	GHAFOUR Amir	-	-	-	-	0.00	
	12	MIRZAJANPOURMOUZIRAJI Mojtaba	-	-	-	-	0.00	
	13	MAHDAVI Mehdi	2	-	13	15	0.67	
	15	TASHAKORI Armin	2	2	6	10	0.67	
	Team Totals			13	8	52	73	4.33

Team	Opponent Errors & Team Faults	21
-------------	------------------------------------------	----





Cumulative Statistics by Skills


스킬별 누적통계

IRI - Iran

AFTER 1 MATCH

Non-Scoring Dig	No	Name	Digs	Faults	Receptions	Total Attempts	Avg by Set	
	1	MAHMOUDI KHATOUNABADI Shahram	-	-	6	6	0.00	
	2	EBADIPOUR GHARAHASSANLOU Milad	-	3	4	7	0.00	
	4	MAROUFLAKRANI Mirsaeid	-	-	-	-	0.00	
	5	GHAEMI Farhad	-	-	-	-	0.00	
	6	MOUSAVI ERAGHI Seyed Mohammad	-	-	-	-	0.00	
	7	FAYAZI DAMNABI Pourya	-	-	8	8	0.00	
	8	ZARIF AHANGARAN VARZANDEH Farhad	1	3	5	9	0.33	
	9	GHOLAMI Adel	-	-	1	1	0.00	
	10	GHAFOUR Amir	-	-	-	-	0.00	
	12	MIRZAJANPOURMOUZIRAJI Mojtaba	-	-	-	-	0.00	
	13	MAHDAVI Mehdi	-	1	6	7	0.00	
	15	TASHAKORI Armin	-	-	1	1	0.00	
	Team Totals			1	7	31	39	0.33

Non-Scoring Set	No	Name	Running Sets	Faults	Still Sets	Total Attempts	Avg by Set	
	1	MAHMOUDI KHATOUNABADI Shahram	1	-	-	1	0.33	
	2	EBADIPOUR GHARAHASSANLOU Milad	-	-	-	-	0.00	
	4	MAROUFLAKRANI Mirsaeid	-	-	-	-	0.00	
	5	GHAEMI Farhad	-	-	-	-	0.00	
	6	MOUSAVI ERAGHI Seyed Mohammad	-	-	-	-	0.00	
	7	FAYAZI DAMNABI Pourya	-	-	3	3	0.00	
	8	ZARIF AHANGARAN VARZANDEH Farhad	-	-	4	4	0.00	
	9	GHOLAMI Adel	-	-	5	5	0.00	
	10	GHAFOUR Amir	-	-	-	-	0.00	
	12	MIRZAJANPOURMOUZIRAJI Mojtaba	-	-	-	-	0.00	
	13	MAHDAVI Mehdi	30	-	21	51	10.00	
	15	TASHAKORI Armin	1	-	1	2	0.33	
	Team Totals			32	-	34	66	10.67

Non-Scoring Reception	No	Name	Excellents	Faults	Serve Receptions	Total Attempts	Succ %	
	1	MAHMOUDI KHATOUNABADI Shahram	-	-	-	-	0.00	
	2	EBADIPOUR GHARAHASSANLOU Milad	9	1	7	17	52.94	
	4	MAROUFLAKRANI Mirsaeid	-	-	-	-	0.00	
	5	GHAEMI Farhad	-	-	-	-	0.00	
	6	MOUSAVI ERAGHI Seyed Mohammad	-	-	-	-	0.00	
	7	FAYAZI DAMNABI Pourya	2	-	6	8	25.00	
	8	ZARIF AHANGARAN VARZANDEH Farhad	8	1	6	15	53.33	
	9	GHOLAMI Adel	-	-	-	-	0.00	
	10	GHAFOUR Amir	-	-	-	-	0.00	
	12	MIRZAJANPOURMOUZIRAJI Mojtaba	-	-	-	-	0.00	
	13	MAHDAVI Mehdi	-	-	-	-	0.00	
	15	TASHAKORI Armin	-	-	-	-	0.00	
	Team Totals			19	2	19	40	47.50

LEGEND			
Avg	Eff%	Succ%	
Average	Efficiency	Success %	

Timing and Results provided by Tissot





Cumulative Statistics by Skills


스킬별 누적통계

JPN - Japan

AFTER 3 MATCHES

Scoring Spike	No	Name	Spikes	Faults	Shots	Total Attempts	Eff %	
	1	SHIMIZU Kunihiro	22	11	12	45	24.44	
	6	UCHIYAMA Shohei	-	-	2	2	0.00	
	7	KOSHIKAWA Yu	38	6	24	68	47.06	
	8	TSUBAKIYAMA Ryosuke	15	5	11	31	32.26	
	11	YANAGIDA Masahiro	2	-	1	3	66.67	
	12	YAMAUCHI Akihiro	8	1	7	16	43.75	
	13	FUKATSU Hideomi	1	-	-	1	100.00	
	14	ISHIKAWA Yuki	15	6	13	34	26.47	
	16	DEKITA Takashi	12	2	3	17	58.82	
	17	NAGANO Takeshi	-	-	-	-	0.00	
	18	YONEYAMA Yuta	13	3	9	25	40.00	
	19	FUSHIMI Yamato	5	1	3	9	44.44	
	Team Totals			131	35	85	251	38.25

Scoring Block	No	Name	Kill Blocks	Faults	Rebounds	Total Attempts	Avg by Set	
	1	SHIMIZU Kunihiro	3	2	4	9	0.30	
	6	UCHIYAMA Shohei	-	-	2	2	0.00	
	7	KOSHIKAWA Yu	2	8	4	14	0.20	
	8	TSUBAKIYAMA Ryosuke	2	3	4	9	0.20	
	11	YANAGIDA Masahiro	-	-	1	1	0.00	
	12	YAMAUCHI Akihiro	9	8	12	29	0.90	
	13	FUKATSU Hideomi	2	5	5	12	0.20	
	14	ISHIKAWA Yuki	1	6	3	10	0.10	
	16	DEKITA Takashi	4	5	7	16	0.40	
	17	NAGANO Takeshi	-	-	-	-	0.00	
	18	YONEYAMA Yuta	1	3	3	7	0.10	
	19	FUSHIMI Yamato	-	5	-	5	0.00	
	Team Totals			24	45	45	114	2.40

Scoring Service	No	Name	Aces	Faults	Serve Hits	Total Attempts	Avg by Set	
	1	SHIMIZU Kunihiro	1	3	15	19	0.10	
	6	UCHIYAMA Shohei	-	-	1	1	0.00	
	7	KOSHIKAWA Yu	11	9	29	49	1.10	
	8	TSUBAKIYAMA Ryosuke	1	3	14	18	0.10	
	11	YANAGIDA Masahiro	-	4	3	7	0.00	
	12	YAMAUCHI Akihiro	3	5	20	28	0.30	
	13	FUKATSU Hideomi	1	3	41	45	0.10	
	14	ISHIKAWA Yuki	1	4	12	17	0.10	
	16	DEKITA Takashi	-	1	29	30	0.00	
	17	NAGANO Takeshi	-	-	-	-	0.00	
	18	YONEYAMA Yuta	-	3	19	22	0.00	
	19	FUSHIMI Yamato	-	1	6	7	0.00	
	Team Totals			18	36	189	243	1.80

Team	Opponent Errors & Team Faults	74	2
------	-------------------------------	----	---





Cumulative Statistics by Skills


스킬별 누적통계

JPN - Japan

AFTER 3 MATCHES

Non-Scoring Dig	No	Name	Digs	Faults	Receptions	Total Attempts	Avg by Set
	1	SHIMIZU Kunihiro	-	-	6	6	0.00
	6	UCHIYAMA Shohei	-	-	1	1	0.00
	7	KOSHIKAWA Yu	2	3	21	26	0.20
	8	TSUBAKIYAMA Ryosuke	-	1	7	8	0.00
	11	YANAGIDA Masahiro	-	2	1	3	0.00
	12	YAMAUCHI Akihiro	-	1	5	6	0.00
	13	FUKATSU Hideomi	3	6	16	25	0.30
	14	ISHIKAWA Yuki	1	1	5	7	0.10
	16	DEKITA Takashi	1	1	4	6	0.10
	17	NAGANO Takeshi	6	6	32	44	0.60
	18	YONEYAMA Yuta	1	5	12	18	0.10
	19	FUSHIMI Yamato	-	-	1	1	0.00
	Team Totals			14	26	111	151

Non-Scoring Set	No	Name	Running Sets	Faults	Still Sets	Total Attempts	Avg by Set
	1	SHIMIZU Kunihiro	-	-	1	1	0.00
	6	UCHIYAMA Shohei	14	-	6	20	1.40
	7	KOSHIKAWA Yu	2	-	4	6	0.20
	8	TSUBAKIYAMA Ryosuke	1	-	1	2	0.10
	11	YANAGIDA Masahiro	-	-	-	-	0.00
	12	YAMAUCHI Akihiro	-	-	1	1	0.00
	13	FUKATSU Hideomi	97	-	90	187	9.70
	14	ISHIKAWA Yuki	1	1	1	3	0.10
	16	DEKITA Takashi	-	-	-	-	0.00
	17	NAGANO Takeshi	5	-	10	15	0.50
	18	YONEYAMA Yuta	4	-	5	9	0.40
	19	FUSHIMI Yamato	-	-	-	-	0.00
	Team Totals			124	1	119	244

Non-Scoring Reception	No	Name	Excellents	Faults	Serve Receptions	Total Attempts	Succ %
	1	SHIMIZU Kunihiro	-	-	-	-	0.00
	6	UCHIYAMA Shohei	-	-	-	-	0.00
	7	KOSHIKAWA Yu	8	-	13	21	38.10
	8	TSUBAKIYAMA Ryosuke	-	-	-	-	0.00
	11	YANAGIDA Masahiro	-	-	-	-	0.00
	12	YAMAUCHI Akihiro	-	-	1	1	0.00
	13	FUKATSU Hideomi	-	-	1	1	0.00
	14	ISHIKAWA Yuki	14	4	13	31	45.16
	16	DEKITA Takashi	-	-	-	-	0.00
	17	NAGANO Takeshi	27	2	24	53	50.94
	18	YONEYAMA Yuta	21	4	14	39	53.85
	19	FUSHIMI Yamato	-	-	-	-	0.00
	Team Totals			70	10	66	146

LEGEND			
Avg	Eff%	Succ%	
Average	Efficiency	Success %	

Timing and Results provided by Tissot




Cumulative Statistics by Skills


스킬별 누적통계

KUW - Kuwait

AFTER 3 MATCHES

Scoring Spike	No	Name	Spikes	Faults	Shots	Total Attempts	Eff %	
	1	MANSOUR Abdullah	31	8	24	63	36.51	
	2	BAHAROH Mousa	-	-	-	-	0.00	
	4	ALKHAREEF Abdulaziz	1	1	1	3	0.00	
	5	SAYAH Ali	-	-	-	-	0.00	
	6	ABDULMAJIEID Sultan	25	12	24	61	21.31	
	7	ALSALIM Amer	17	7	12	36	27.78	
	11	ALBANNA Mohammad	6	1	5	12	41.67	
	13	DASHTI Naser	-	-	1	1	0.00	
	14	ALI Abdullah	-	-	-	-	0.00	
	15	ALKAZIMI Zaid	1	1	1	3	0.00	
	17	ALOTAIBI Abdulrahman	34	10	34	78	30.77	
	18	SALEEM Abdulaziz	-	-	-	-	0.00	
	Team Totals			115	40	102	257	29.18

Scoring Block	No	Name	Kill Blocks	Faults	Rebounds	Total Attempts	Avg by Set	
	1	MANSOUR Abdullah	2	2	5	9	0.20	
	2	BAHAROH Mousa	-	-	-	-	0.00	
	4	ALKHAREEF Abdulaziz	-	1	-	1	0.00	
	5	SAYAH Ali	-	-	-	-	0.00	
	6	ABDULMAJIEID Sultan	5	5	10	20	0.50	
	7	ALSALIM Amer	11	18	20	49	1.10	
	11	ALBANNA Mohammad	3	10	12	25	0.30	
	13	DASHTI Naser	-	1	2	3	0.00	
	14	ALI Abdullah	-	-	-	-	0.00	
	15	ALKAZIMI Zaid	-	4	6	10	0.00	
	17	ALOTAIBI Abdulrahman	3	8	5	16	0.30	
	18	SALEEM Abdulaziz	-	-	-	-	0.00	
	Team Totals			24	49	60	133	2.40

Scoring Service	No	Name	Aces	Faults	Serve Hits	Total Attempts	Avg by Set	
	1	MANSOUR Abdullah	1	4	38	43	0.10	
	2	BAHAROH Mousa	-	-	-	-	0.00	
	4	ALKHAREEF Abdulaziz	-	-	-	-	0.00	
	5	SAYAH Ali	-	-	-	-	0.00	
	6	ABDULMAJIEID Sultan	1	6	30	37	0.10	
	7	ALSALIM Amer	6	1	29	36	0.60	
	11	ALBANNA Mohammad	4	10	16	30	0.40	
	13	DASHTI Naser	-	-	1	1	0.00	
	14	ALI Abdullah	-	-	1	1	0.00	
	15	ALKAZIMI Zaid	2	3	35	40	0.20	
	17	ALOTAIBI Abdulrahman	3	5	25	33	0.30	
	18	SALEEM Abdulaziz	-	-	-	-	0.00	
	Team Totals			17	29	175	221	1.70

Team	Opponent Errors & Team Faults	68	1
------	-------------------------------	----	---





Cumulative Statistics by Skills


스킬별 누적통계

KUW - Kuwait

AFTER 3 MATCHES

Non-Scoring Dig	No	Name	Digs	Faults	Receptions	Total Attempts	Avg by Set	
	1	MANSOUR Abdullah	4	4	13	21	0.40	
	2	BAHAROH Mousa	-	-	-	-	0.00	
	4	ALKHAREEF Abdulaziz	-	-	-	-	0.00	
	5	SAYAH Ali	-	1	-	1	0.00	
	6	ABDULMAJIIID Sultan	4	2	17	23	0.40	
	7	ALSALIM Amer	-	-	2	2	0.00	
	11	ALBANNA Mohammad	-	2	7	9	0.00	
	13	DASHTI Naser	-	-	1	1	0.00	
	14	ALI Abdullah	-	1	3	4	0.00	
	15	ALKAZIMI Zaid	-	7	19	26	0.00	
	17	ALOTAIBI Abdulrahman	1	6	16	23	0.10	
	18	SALEEM Abdulaziz	1	14	22	37	0.10	
	Team Totals			10	37	100	147	1.00

Non-Scoring Set	No	Name	Running Sets	Faults	Still Sets	Total Attempts	Avg by Set	
	1	MANSOUR Abdullah	3	1	5	9	0.30	
	2	BAHAROH Mousa	-	-	-	-	0.00	
	4	ALKHAREEF Abdulaziz	-	-	-	-	0.00	
	5	SAYAH Ali	-	-	-	-	0.00	
	6	ABDULMAJIIID Sultan	-	1	2	3	0.00	
	7	ALSALIM Amer	1	-	9	10	0.10	
	11	ALBANNA Mohammad	4	-	2	6	0.40	
	13	DASHTI Naser	-	-	1	1	0.00	
	14	ALI Abdullah	-	-	-	-	0.00	
	15	ALKAZIMI Zaid	97	6	105	208	9.70	
	17	ALOTAIBI Abdulrahman	1	-	5	6	0.10	
	18	SALEEM Abdulaziz	3	-	10	13	0.30	
	Team Totals			109	8	139	256	10.90

Non-Scoring Reception	No	Name	Excellents	Faults	Serve Receptions	Total Attempts	Succ %	
	1	MANSOUR Abdullah	26	2	38	66	39.39	
	2	BAHAROH Mousa	-	-	-	-	0.00	
	4	ALKHAREEF Abdulaziz	1	-	-	1	100.00	
	5	SAYAH Ali	2	-	1	3	66.67	
	6	ABDULMAJIIID Sultan	-	-	-	-	0.00	
	7	ALSALIM Amer	-	1	3	4	0.00	
	11	ALBANNA Mohammad	-	-	1	1	0.00	
	13	DASHTI Naser	-	-	-	-	0.00	
	14	ALI Abdullah	3	-	4	7	42.86	
	15	ALKAZIMI Zaid	1	-	-	1	100.00	
	17	ALOTAIBI Abdulrahman	17	3	32	52	32.69	
	18	SALEEM Abdulaziz	22	2	24	48	45.83	
	Team Totals			72	8	103	183	39.34

LEGEND

Avg Average Eff% Efficiency Succ% Success %

Timing and Results provided by Tissot





Cumulative Statistics by Skills


스킬별 누적통계

THA - Thailand

AFTER 3 MATCHES

Scoring Spike	No	Name	Spikes	Faults	Shots	Total Attempts	Eff %	
	1	RAKSAKAEW Jirayu	52	14	22	88	43.18	
	2	VAENPRADAB Montri	1	1	1	3	0.00	
	3	NANBOON Kon	-	-	1	1	0.00	
	7	SILAPASRON Kanit	-	1	-	1	0.00	
	9	SRI UTTHAWONG Kittikun	31	10	10	51	41.18	
	10	NAMKHUNTHOD Kittinon	10	2	3	15	53.33	
	12	WATTANA Yossapol	1	-	-	1	100.00	
	13	SUKSALA Wutthichai	2	-	-	2	100.00	
	14	SOMKANE Kitsada	23	7	15	45	35.56	
	16	NAKPRASONG Teerasak	7	-	4	11	63.64	
	17	CHAROENSUK Saranchit	2	1	1	4	25.00	
	18	PHUANGLIB Montri	-	-	-	-	0.00	
	Team Totals			129	36	57	222	41.89

Scoring Block	No	Name	Kill Blocks	Faults	Rebounds	Total Attempts	Avg by Set	
	1	RAKSAKAEW Jirayu	5	5	7	17	0.56	
	2	VAENPRADAB Montri	1	3	3	7	0.11	
	3	NANBOON Kon	-	-	-	-	0.00	
	7	SILAPASRON Kanit	-	1	-	1	0.00	
	9	SRI UTTHAWONG Kittikun	6	8	7	21	0.67	
	10	NAMKHUNTHOD Kittinon	3	11	9	23	0.33	
	12	WATTANA Yossapol	-	-	-	-	0.00	
	13	SUKSALA Wutthichai	-	1	-	1	0.00	
	14	SOMKANE Kitsada	1	8	5	14	0.11	
	16	NAKPRASONG Teerasak	2	9	5	16	0.22	
	17	CHAROENSUK Saranchit	-	4	3	7	0.00	
	18	PHUANGLIB Montri	-	-	-	-	0.00	
	Team Totals			18	50	39	107	2.00

Scoring Service	No	Name	Aces	Faults	Serve Hits	Total Attempts	Avg by Set	
	1	RAKSAKAEW Jirayu	-	9	20	29	0.00	
	2	VAENPRADAB Montri	-	2	7	9	0.00	
	3	NANBOON Kon	-	1	1	2	0.00	
	7	SILAPASRON Kanit	-	-	-	-	0.00	
	9	SRI UTTHAWONG Kittikun	1	3	27	31	0.11	
	10	NAMKHUNTHOD Kittinon	1	-	26	27	0.11	
	12	WATTANA Yossapol	-	-	4	4	0.00	
	13	SUKSALA Wutthichai	-	-	-	-	0.00	
	14	SOMKANE Kitsada	2	9	25	36	0.22	
	16	NAKPRASONG Teerasak	1	1	31	33	0.11	
	17	CHAROENSUK Saranchit	1	2	30	33	0.11	
	18	PHUANGLIB Montri	-	-	-	-	0.00	
	Team Totals			6	27	171	204	0.67

Team	Opponent Errors & Team Faults	54	3
-------------	------------------------------------------	----	---





Cumulative Statistics by Skills


스킬별 누적통계

THA - Thailand

AFTER 3 MATCHES

Non-Scoring Dig	No	Name	Digs	Faults	Receptions	Total Attempts	Avg by Set	
	1	RAKSAKAEW Jirayu	1	3	6	10	0.11	
	2	VAENPRADAB Montri	-	-	2	2	0.00	
	3	NANBOON Kon	-	-	-	-	0.00	
	7	SILAPASRON Kanit	-	-	-	-	0.00	
	9	SRI UTTHAWONG Kittikun	-	3	14	17	0.00	
	10	NAMKHUNTHOD Kittinon	1	3	6	10	0.11	
	12	WATTANA Yossapol	-	1	-	1	0.00	
	13	SUKSALA Wutthichai	-	-	-	-	0.00	
	14	SOMKANE Kitsada	2	3	13	18	0.22	
	16	NAKPRASONG Teerasak	-	2	5	7	0.00	
	17	CHAROENSUK Saranchit	2	8	20	30	0.22	
	18	PHUANGLIB Montri	2	8	27	37	0.22	
	Team Totals			8	31	93	132	0.89

Non-Scoring Set	No	Name	Running Sets	Faults	Still Sets	Total Attempts	Avg by Set	
	1	RAKSAKAEW Jirayu	1	-	-	1	0.11	
	2	VAENPRADAB Montri	-	-	1	1	0.00	
	3	NANBOON Kon	-	-	1	1	0.00	
	7	SILAPASRON Kanit	-	-	-	-	0.00	
	9	SRI UTTHAWONG Kittikun	-	1	1	2	0.00	
	10	NAMKHUNTHOD Kittinon	3	-	-	3	0.33	
	12	WATTANA Yossapol	4	-	4	8	0.44	
	13	SUKSALA Wutthichai	-	-	-	-	0.00	
	14	SOMKANE Kitsada	2	-	3	5	0.22	
	16	NAKPRASONG Teerasak	5	-	3	8	0.56	
	17	CHAROENSUK Saranchit	101	1	70	172	11.22	
	18	PHUANGLIB Montri	5	1	7	13	0.56	
	Team Totals			121	3	90	214	13.44

Non-Scoring Reception	No	Name	Excellents	Faults	Serve Receptions	Total Attempts	Succ %	
	1	RAKSAKAEW Jirayu	-	-	-	-	0.00	
	2	VAENPRADAB Montri	-	-	-	-	0.00	
	3	NANBOON Kon	1	-	4	5	20.00	
	7	SILAPASRON Kanit	-	-	-	-	0.00	
	9	SRI UTTHAWONG Kittikun	9	3	24	36	25.00	
	10	NAMKHUNTHOD Kittinon	1	1	-	2	50.00	
	12	WATTANA Yossapol	-	-	-	-	0.00	
	13	SUKSALA Wutthichai	-	-	-	-	0.00	
	14	SOMKANE Kitsada	31	3	43	77	40.26	
	16	NAKPRASONG Teerasak	-	-	2	2	0.00	
	17	CHAROENSUK Saranchit	-	-	1	1	0.00	
	18	PHUANGLIB Montri	13	1	14	28	46.43	
	Team Totals			55	8	88	151	36.42

LEGEND			
Avg	Eff%	Succ%	
Average	Efficiency	Success %	

Timing and Results provided by Tissot