



Match No.: 10

Start List

출전선수 목록

KAZ vs QAT

P1

First Referee: BOONSIROJ Prasertsak (THA)

Second Referee: WANG Ning (CHN)

KAZ - Kazakhstan Uniform colour:

| No.   | C/L | Name                  | Shirt Name            | Height<br>m / ft in | Weight<br>kg / lbs | Highest Reach   |             | Date of Birth | Tournament Totals       |       |       |       |       |  |
|-------|-----|-----------------------|-----------------------|---------------------|--------------------|-----------------|-------------|---------------|-------------------------|-------|-------|-------|-------|--|
|       |     |                       |                       |                     |                    | Spike<br>cm     | Block<br>cm |               | Spike                   | Block | Serve | Total | %     |  |
| 2     |     | KUZNETSOV Anton       | Kuznetsov             | 2.03/6'8"           | 90/198             | 345             | 335         | 25 SEP 1989   |                         |       |       |       |       |  |
| 3     |     | YUDIN Anton           | Yudin                 | 2.10/6'11"          | 101/223            | 350             | 340         | 13 MAY 1982   | 2                       | 2     | 1     | 5     | 13.51 |  |
| 4     |     | STOLNIKOV Alexandr    | Stolnikov             | 1.97/6'6"           | 92/203             | 340             | 330         | 17 JUL 1988   |                         |       |       |       |       |  |
| 5     |     | KUZNETSOV Sergey      | Kuznetsov             | 1.97/6'6"           | 93/205             | 330             | 320         | 26 OCT 1993   |                         |       |       |       |       |  |
| 6     | L   | BAIBEKOV Kairat       | Baibekov              | 1.85/6'1"           | 80/176             | 317             | 296         | 28 MAR 1983   |                         |       |       |       |       |  |
| 7     | C   | GORBATKOV Dmitriy     | Gorbatkov             | 1.97/6'6"           | 106/234            | 330             | 320         | 21 SEP 1981   |                         | 1     |       | 1     | 2.70  |  |
| 8     |     | GABDULIN Kanat        | Gabdulin              | 1.94/6'4"           | 82/181             | 330             | 320         | 4 MAR 1985    |                         |       |       |       |       |  |
| 9     |     | IMANGALIYEV Marat     | Imangaliyev           | 1.96/6'5"           | 87/192             | 330             | 320         | 17 MAR 1980   | 5                       | 2     |       | 7     | 18.92 |  |
| 12    |     | KADIRKHANOV Nodirkhan | Kadirkhanov           | 2.01/6'7"           | 85/187             | 350             | 340         | 6 SEP 1991    | 2                       | 3     |       | 5     | 13.51 |  |
| 17    |     | RADKEVICH Sergey      | Radkevich             | 1.90/6'3"           | 81/179             | 345             | 330         | 12 APR 1986   | 5                       | 1     |       | 6     | 16.22 |  |
| 18    |     | VORIVODIN Vitaliy     | Vorivodin             | 1.93/6'4"           | 103/227            | 339             | 330         | 31 JUL 1990   | 9                       | 1     |       | 10    | 27.03 |  |
| 19    |     | MAMEDOV Maxim         | Mamedov               | 2.02/6'8"           | 88/194             | 345             | 330         | 19 JUL 1987   | 3                       |       |       | 3     | 8.11  |  |
| Coach |     |                       | PATRAKOV Andrey (KAZ) |                     |                    | Assistant Coach |             |               | TKACENKO Valerijs (LAT) |       |       |       |       |  |

Results in these  
Competition

| Phase             | Opponent | Sets  | Points per Set      |
|-------------------|----------|-------|---------------------|
| Preliminary Round | KOR      | 0 - 3 | 16-25, 21-25, 23-25 |

QAT - Qatar Uniform colour:

| No.   | C/L | Name              | Shirt Name         | Height<br>m / ft in | Weight<br>kg / lbs | Highest Reach   |             | Date of Birth | Tournament Totals        |       |       |       |       |
|-------|-----|-------------------|--------------------|---------------------|--------------------|-----------------|-------------|---------------|--------------------------|-------|-------|-------|-------|
|       |     |                   |                    |                     |                    | Spike<br>cm     | Block<br>cm |               | Spike                    | Block | Serve | Total | %     |
| 2     |     | MOHAMED Jumah     | JUMAH              | 1.91/6'3"           | 93/205             | 328             | 318         | 14 APR 1985   | 8                        | 2     |       | 10    | 16.95 |
| 3     |     | STEVANOVIC Milos  | MILOS              | 1.94/6'4"           | 85/187             | 323             | 300         | 27 SEP 1988   |                          | 1     |       | 1     | 1.69  |
| 4     |     | RIBERO Renan      | RENAN              | 1.89/6'2"           | 80/176             | 330             | 318         | 30 DEC 1989   |                          |       |       |       |       |
| 5     | L   | SAAD Sulaiman     | SULAIMAN           | 1.75/5'9"           | 75/165             | 291             | 274         | 3 JUN 1987    |                          |       |       |       |       |
| 6     |     | CHIGBO John       | JOHN               | 2.01/6'7"           | 90/198             | 354             | 328         | 4 APR 1989    | 8                        | 1     | 1     | 10    | 16.95 |
| 9     | C   | BAIRAMI Ali       | ALI E.             | 1.90/6'3"           | 88/194             | 342             | 330         | 13 FEB 1979   |                          |       |       |       |       |
| 10    |     | SADIKH Ndir       | ABUBACAR           | 1.96/6'5"           | 90/198             | 346             | 333         | 2 FEB 1986    | 13                       | 1     |       | 14    | 23.73 |
| 11    |     | DIAB Ahmad        | AHMAD              | 2.02/6'8"           | 82/181             | 345             | 328         | 15 FEB 1990   |                          |       |       |       |       |
| 12    |     | HAMMAD Mubarak    | MUBARAK            | 1.97/6'6"           | 80/176             | 330             | 310         | 1 APR 1991    | 8                        | 2     |       | 10    | 16.95 |
| 15    |     | ABUWATFA Mohammed | ABUWATFA           | 1.96/6'5"           | 84/185             | 327             | 305         | 22 MAR 1987   |                          |       |       |       |       |
| 16    |     | IBRAHIM Ibrahim   | IBRAHIM            | 2.04/6'8"           | 83/183             | 350             | 339         | 15 JAN 1985   | 6                        | 6     | 2     | 14    | 23.73 |
| 19    |     | EBRAHIM Mohammed  | M. BESHRI          | 1.98/6'6"           | 90/198             | 345             | 335         | 1 MAY 1986    |                          |       |       |       |       |
| Coach |     |                   | CICHELO Juan (ARG) |                     |                    | Assistant Coach |             |               | AL-KUWARI Mohammed (QAT) |       |       |       |       |

Results in these  
Competition

| Phase             | Opponent | Sets  | Points per Set      |
|-------------------|----------|-------|---------------------|
| Preliminary Round | TPE      | 3 - 0 | 25-21, 25-17, 25-21 |

| LEGEND |                               |   |              |
|--------|-------------------------------|---|--------------|
| %      | Percent of total team scoring | C | Team Captain |
| L      | Libero Player                 |   |              |

Timing and Results provided by Tissot



Match No.: 11

Start List

출전선수 목록

PAK vs JPN

P1

First Referee: LEE Kwanghun (KOR)

Second Referee: ALATEEQ Abdullatif Hamoud M (KSA)

PAK - Pakistan Uniform colour:

| No.   | C/L | Name                    | Shirt Name                  | Height<br>m / ft in | Weight<br>kg / lbs | Highest Reach   |             | Date of Birth | Tournament Totals  |       |       |       |       |
|-------|-----|-------------------------|-----------------------------|---------------------|--------------------|-----------------|-------------|---------------|--------------------|-------|-------|-------|-------|
|       |     |                         |                             |                     |                    | Spike<br>cm     | Block<br>cm |               | Spike              | Block | Serve | Total | %     |
| 1     |     | RASOOL Mohib            | mohib                       | 2.01/6'7"           | 86/190             | 336             | 333         | 24 DEC 1989   | 6                  | 2     |       | 8     | 19.51 |
| 3     |     | RAZA Mubashir           | mubashir                    | 1.90/6'3"           | 74/163             | 311             | 368         | 1 JAN 1992    | 3                  |       |       | 3     | 7.32  |
| 4     |     | NAQVI Syed Shujah Abbas | shujah                      | 1.99/6'6"           | 75/165             | 328             | 311         | 5 FEB 1990    | 6                  |       |       | 6     | 14.63 |
| 5     |     | NADEEM Asif             | asif                        | 1.89/6'2"           | 80/176             | 320             | 300         | 10 AUG 1990   | 1                  |       |       | 1     | 2.44  |
| 6     |     | ALI Akhtar              | akhtar                      | 1.90/6'3"           | 75/165             | 300             | 300         | 9 APR 1987    |                    |       |       |       |       |
| 7     |     | KHAN Muhammad Ismail    | ismail                      | 1.90/6'3"           | 85/187             | 310             | 305         | 12 DEC 1986   | 1                  |       |       | 1     | 2.44  |
| 8     |     | KHAN Aimal              | aimal                       | 2.05/6'9"           | 73/161             | 322             | 325         | 10 AUG 1990   | 4                  |       |       | 4     | 9.76  |
| 9     |     | KHAN Nasir              | nasir                       | 1.92/6'4"           | 80/176             | 305             | 300         | 12 MAY 1992   | 3                  |       |       | 3     | 7.32  |
| 10    | C   | AHMED Naseer            | naseer                      | 1.95/6'5"           | 82/181             | 310             | 305         | 1 APR 1984    | 13                 |       |       | 13    | 31.71 |
| 12    | L   | SULTAN Imran            | imran                       | 1.78/5'10"          | 65/143             | 270             | 260         | 20 FEB 1985   |                    |       |       |       |       |
| 15    |     | JEHAN Murad             | murad                       | 2.01/6'7"           | 85/187             | 350             | 322         | 22 APR 1994   | 1                  | 1     |       | 2     | 4.88  |
| 17    |     | IDREES Muhammad         | idrees                      | 2.01/6'7"           | 85/187             | 335             | 333         | 25 DEC 1994   |                    |       |       |       |       |
| Coach |     |                         | HUSSAIN Hassan Mazhar (PAK) |                     |                    | Assistant Coach |             |               | KAFAIT Ullah (PAK) |       |       |       |       |

Results in these  
Competition

| Phase             | Opponent | Sets  | Points per Set      |
|-------------------|----------|-------|---------------------|
| Preliminary Round | KUW      | 0 - 3 | 22-25, 21-25, 16-25 |

JPN - Japan Uniform colour:

| No.   | C/L | Name                | Shirt Name          | Height<br>m / ft in | Weight<br>kg / lbs | Highest Reach   |             | Date of Birth | Tournament Totals     |       |       |       |       |
|-------|-----|---------------------|---------------------|---------------------|--------------------|-----------------|-------------|---------------|-----------------------|-------|-------|-------|-------|
|       |     |                     |                     |                     |                    | Spike<br>cm     | Block<br>cm |               | Spike                 | Block | Serve | Total | %     |
| 1     |     | SHIMIZU Kunihiro    | shimizu             | 1.92/6'4"           | 97/214             | 345             | 335         | 11 AUG 1986   | 8                     | 1     | 1     | 10    | 20.83 |
| 6     |     | UCHIYAMA Shohei     | uchiyama            | 1.85/6'1"           | 75/165             | 330             | 310         | 1 NOV 1987    |                       |       |       |       |       |
| 7     | C   | KOSHIKAWA Yu        | koshikawa           | 1.89/6'2"           | 87/192             | 340             | 320         | 30 JUN 1984   | 8                     |       | 1     | 9     | 18.75 |
| 8     |     | TSUBAKIYAMA Ryosuke | tsubakiyama         | 1.97/6'6"           | 103/227            | 345             | 330         | 18 JUL 1988   | 3                     |       | 1     | 4     | 8.33  |
| 11    |     | YANAGIDA Masahiro   | yanagida            | 1.86/6'1"           | 78/172             | 335             | 315         | 6 JUL 1992    | 1                     |       |       | 1     | 2.08  |
| 12    |     | YAMAUCHI Akihiro    | yamauchi            | 2.04/6'8"           | 72/159             | 348             | 328         | 30 NOV 1993   | 4                     | 1     | 2     | 7     | 14.58 |
| 13    |     | FUKATSU Hideomi     | fukatsu             | 1.81/5'11"          | 71/157             | 330             | 305         | 1 JUN 1990    |                       | 2     | 1     | 3     | 6.25  |
| 14    |     | ISHIKAWA Yuki       | ishikawa            | 1.91/6'3"           | 74/163             | 345             | 330         | 11 DEC 1995   | 4                     |       |       | 4     | 8.33  |
| 16    |     | DEKITA Takashi      | dekita              | 1.99/6'6"           | 99/218             | 350             | 330         | 13 AUG 1991   | 3                     | 1     |       | 4     | 8.33  |
| 17    | L   | NAGANO Takeshi      | nagano              | 1.76/5'9"           | 69/152             | 315             | 300         | 11 JUL 1985   |                       |       |       |       |       |
| 18    |     | YONEYAMA Yuta       | yuta                | 1.85/6'1"           | 85/187             | 340             | 320         | 29 AUG 1984   | 5                     | 1     |       | 6     | 12.50 |
| 19    |     | FUSHIMI Yamato      | fushimi             | 2.07/6'9"           | 118/260            | 340             | 325         | 24 DEC 1991   |                       |       |       |       |       |
| Coach |     |                     | NAMBU Masashi (JPN) |                     |                    | Assistant Coach |             |               | SHIMBO Koichiro (JPN) |       |       |       |       |

Results in these  
Competition

| Phase             | Opponent | Sets  | Points per Set      |
|-------------------|----------|-------|---------------------|
| Preliminary Round | KSA      | 3 - 0 | 25-15, 25-14, 25-12 |

| LEGEND |                               |   |               |
|--------|-------------------------------|---|---------------|
| %      | Percent of total team scoring | C | Team Captain  |
|        |                               | L | Libero Player |

Timing and Results provided by Tissot



Match No.: 12

Start List

출전선수 목록

CHN vs TKM

P1

First Referee: KIM Jongheun (KOR)

Second Referee: INDO Tomokazu (JPN)

CHN - China Uniform colour:

| No.   | C/L | Name           | Shirt Name        | Height<br>m / ft in | Weight<br>kg / lbs | Highest Reach   |             | Date of Birth | Tournament Totals |       |       |       |       |
|-------|-----|----------------|-------------------|---------------------|--------------------|-----------------|-------------|---------------|-------------------|-------|-------|-------|-------|
|       |     |                |                   |                     |                    | Spike<br>cm     | Block<br>cm |               | Spike             | Block | Serve | Total | %     |
| 3     |     | YUAN Zhi       | YUAN Z.           | 1.95/6'5"           | 88/194             | 348             | 334         | 29 SEP 1981   | 5                 |       | 2     | 7     | 13.21 |
| 4     |     | ZHANG Chen     | zhang c.          | 2.01/6'7"           | 70/154             | 356             | 340         | 28 JUN 1985   | 6                 |       | 1     | 7     | 13.21 |
| 6     |     | LIANG Chunlong | LIANG C.L.        | 2.06/6'9"           | 91/201             | 351             | 333         | 25 MAR 1988   | 3                 | 2     |       | 5     | 9.43  |
| 7     | C   | ZHONG Weijun   | ZHONG W.J.        | 1.99/6'6"           | 80/176             | 347             | 335         | 20 APR 1989   | 3                 |       |       | 3     | 5.66  |
| 8     |     | CUI Jianjun    | CUI J.J.          | 1.90/6'3"           | 89/196             | 350             | 335         | 1 AUG 1985    | 2                 |       | 1     | 3     | 5.66  |
| 11    |     | GENG Xin       | GENG X.           | 2.08/6'10"          | 80/176             | 348             | 338         | 15 NOV 1989   | 4                 | 3     |       | 7     | 13.21 |
| 13    |     | KOU Zhichao    | KOU Z.C.          | 2.02/6'8"           | 95/209             | 355             | 345         | 26 JUN 1989   | 5                 | 1     | 2     | 8     | 15.09 |
| 14    |     | XU Jingtao     | XU J.T.           | 2.02/6'8"           | 76/168             | 356             | 320         | 7 JUL 1988    | 4                 | 3     |       | 7     | 13.21 |
| 15    |     | LI Runming     | LI R.M.           | 1.98/6'6"           | 90/198             | 350             | 326         | 1 MAR 1990    |                   |       |       |       |       |
| 16    | L   | REN Qi         | REN Q.            | 1.74/5'9"           | 70/154             | 322             | 312         | 24 FEB 1984   |                   |       |       |       |       |
| 18    |     | Ji Daoshuai    | ji d. s.          | 1.95/6'5"           | 75/165             | 355             | 335         | 7 FEB 1992    | 5                 |       |       | 5     | 9.43  |
| 22    |     | MAO Tianyi     | Mao               | 2.00/6'7"           | 84/185             | 350             | 333         | 2 JUN 1993    |                   | 1     |       | 1     | 1.89  |
| Coach |     |                | XIE Guochen (CHN) |                     |                    | Assistant Coach |             |               | YANG Liqun (CHN)  |       |       |       |       |

| Results in these Competition | Phase             | Opponent | Sets  | Points per Set      |
|------------------------------|-------------------|----------|-------|---------------------|
|                              | Preliminary Round | MYA      | 3 - 0 | 25-11, 25-12, 25-18 |

TKM - Turkmenistan Uniform colour:

| No.   | C/L | Name                         | Shirt Name               | Height<br>m / ft in | Weight<br>kg / lbs | Highest Reach   |             | Date of Birth | Tournament Totals   |       |       |       |       |
|-------|-----|------------------------------|--------------------------|---------------------|--------------------|-----------------|-------------|---------------|---------------------|-------|-------|-------|-------|
|       |     |                              |                          |                     |                    | Spike<br>cm     | Block<br>cm |               | Spike               | Block | Serve | Total | %     |
| 1     | C   | GYLYCHDURDYEV Gurbanmuhammet | Gylychurdyyev            | 2.00/6'7"           | 100/220            | 350             | 360         | 21 MAY 1983   | 6                   | 2     |       | 8     | 22.86 |
| 2     | L   | TACHGELDIYEV Berdimammet     | Tachgeldiyev             | 1.65/5'5"           | 67/148             | 240             | 250         | 8 DEC 1988    |                     |       |       |       |       |
| 3     |     | ROZMETOV Bahram              | Rozmetov                 | 1.94/6'4"           | 76/168             | 350             | 360         | 10 JAN 1989   | 8                   | 1     |       | 9     | 25.71 |
| 4     |     | GURBANOV Yusup               | Gurbanov                 | 1.86/6'1"           | 94/207             | 335             | 340         | 6 JUN 1992    |                     |       |       |       |       |
| 5     |     | AZIMOV Merdan                | Azimov                   | 1.85/6'1"           | 86/190             | 335             | 335         | 14 OCT 1980   | 4                   |       |       | 4     | 11.43 |
| 6     |     | NURYEV Dovletgeldi           | Nuryyev                  | 1.88/6'2"           | 80/176             | 330             | 325         | 8 DEC 1993    |                     |       |       |       |       |
| 7     |     | MASSAROV Mekan               | Massarov                 | 1.90/6'3"           | 87/192             | 330             | 325         | 24 AUG 1994   | 4                   |       |       | 4     | 11.43 |
| 8     |     | NURYEV Didar                 | Nuryyev                  | 1.85/6'1"           | 78/172             | 330             | 325         | 26 FEB 1995   | 1                   |       |       | 1     | 2.86  |
| 9     |     | NURYEV Davut                 | Nuryyev                  | 1.86/6'1"           | 82/181             | 330             | 335         | 14 JUL 1990   | 7                   |       | 1     | 8     | 22.86 |
| 10    |     | ARTYKOV Ruslan               | Artykov                  | 1.84/6'0"           | 71/157             | 310             | 315         | 21 MAY 1985   | 1                   |       |       | 1     | 2.86  |
| 11    |     | MYRATGELDIYEV Begli          | Myratgeldiyev            | 1.90/6'3"           | 80/176             | 330             | 325         | 1 JAN 1993    |                     |       |       |       |       |
| 12    |     | GAYPOV Ezizmyrat             | Gayypov                  | 1.90/6'3"           | 80/176             | 330             | 325         | 18 JAN 1993   |                     |       |       |       |       |
| Coach |     |                              | TACHNAZAROV Serdar (TKM) |                     |                    | Assistant Coach |             |               | ORAZOV Maksat (TKM) |       |       |       |       |

| Results in these Competition | Phase             | Opponent | Sets  | Points per Set      |
|------------------------------|-------------------|----------|-------|---------------------|
|                              | Preliminary Round | THA      | 0 - 3 | 22-25, 16-25, 17-25 |

| LEGEND |                               |   |               |
|--------|-------------------------------|---|---------------|
| %      | Percent of total team scoring | C | Team Captain  |
|        |                               | L | Libero Player |

Timing and Results provided by Tissot



TUE 23 SEP 2014  
Start Time: 13:00 / End Time: 14:24

Match No.: 10

### Match Results

경기 결과

Match Duration: 1h 24m  
Spectators: 230

P2

KAZ vs QAT

0 3

| Teams | Sets         | 1   | 2   | 3   | Total  |
|-------|--------------|-----|-----|-----|--------|
| KAZ   | 0            | 23  | 22  | 21  | 66     |
| QAT   | 3            | 25  | 25  | 25  | 75     |
|       | Playing Time | 26m | 27m | 25m | 1h 18m |

First Referee: BOONSIROJ Prasertsak (THA)

Second Referee: WANG Ning (CHN)

| KAZ - Kazakhstan |     |                       |   |    |   |    |   |     |
|------------------|-----|-----------------------|---|----|---|----|---|-----|
| No               | C/L | Name                  | 1 | 2  | 3 | 4  | 5 | Pts |
| 2                |     | KUZNETSOV Anton       |   |    |   |    |   |     |
| 3                |     | YUDIN Anton           | 3 | 4  | 3 |    |   | 10  |
| 4                |     | STOLNIKOV Alexandr    |   | 18 | 2 |    |   | 4   |
| 5                |     | KUZNETSOV Sergey      |   |    |   |    |   |     |
| 6                | L   | BAIBEKOV Kairat       | L | L  | L |    |   |     |
| 7                | C   | GORBATKOV Dmitriy     |   |    |   |    |   |     |
| 8                |     | GABDULIN Kanat        | 1 | 2  | 1 |    |   |     |
| 9                |     | IMANGALIYEV Marat     | 5 | 6  | 5 |    |   | 9   |
| 12               |     | KADIRKHANOV Nodirkhan | 6 | 1  | 6 |    |   | 5   |
| 17               |     | RADKEVICH Sergey      |   |    |   | 19 |   | 5   |
| 18               |     | VORIVODIN Vitaliy     | 2 | 3  | 4 |    |   | 3   |
| 19               |     | MAMEDOV Maxim         | 4 | 5  | 4 |    |   | 8   |

| QAT - Qatar |     |                   |    |    |    |   |   |     |
|-------------|-----|-------------------|----|----|----|---|---|-----|
| No          | C/L | Name              | 1  | 2  | 3  | 4 | 5 | Pts |
| 2           |     | MOHAMED Jumah     | 2  | 3  | 3  |   |   | 7   |
| 3           |     | STEVANOVIC Milos  | 1  | 2  | 2  |   |   | 5   |
| 4           |     | RIBERO Renan      | 3  | 3  | 10 |   |   | 2   |
| 5           | L   | SAAD Sulaiman     | L  | L  | L  |   |   |     |
| 6           |     | CHIGBO John       | 6  | 1  | 1  |   |   | 10  |
| 9           | C   | BAIRAMI Ali       | 10 | 2  | 2  |   |   | 1   |
| 10          |     | SADIKH Ndir       | 5  | 6  | 6  |   |   | 10  |
| 11          |     | DIAB Ahmad        |    |    |    |   |   |     |
| 12          |     | HAMMAD Mubarak    | 4  | 5  | 5  |   |   | 11  |
| 15          |     | ABUWATFA Mohammed | 12 | 12 |    |   |   |     |
| 16          |     | IBRAHIM Ibrahim   | 3  | 4  | 4  |   |   | 9   |
| 19          |     | EBRAHIM Mohammed  |    |    |    |   |   |     |

### TEAM AND PLAYER PERFORMANCES

| Won      | Total Atts | No         | Name               |
|----------|------------|------------|--------------------|
| 37       | 89         | Total Team |                    |
| 8        | 14         | 3          | YUDIN Anton        |
| 8        | 21         | 19         | MAMEDOV Maxim      |
| 7        | 17         | 9          | IMANGALIYEV Marat  |
| 6        | 33         | Total Team |                    |
| 2        | 9          | 3          | YUDIN Anton        |
| 1        | 1          | 4          | STOLNIKOV Alexandr |
| 1        | 2          | 17         | RADKEVICH Sergey   |
| 1        | 66         | Total Team |                    |
| 1        | 8          | 9          | IMANGALIYEV Marat  |
| 22       |            | Total Team |                    |
| 66       | 188        | Total Team |                    |
| 10       | 34         | 3          | YUDIN Anton        |
| 104 km/h |            | 3          | YUDIN Anton        |

| Scoring Skills |
|----------------|
| Spike          |
| Block          |
| Serve          |
| Opp Error      |
| Total          |
| Best Scorer    |
| Fastest Serve  |

| Won     | Total Atts | No         | Name             |
|---------|------------|------------|------------------|
| 38      | 80         | Total Team |                  |
| 9       | 18         | 10         | SADIKH Ndir      |
| 8       | 14         | 6          | CHIGBO John      |
| 7       | 17         | 12         | HAMMAD Mubarak   |
| 13      | 48         | Total Team |                  |
| 4       | 13         | 12         | HAMMAD Mubarak   |
| 2       | 4          | 3          | STEVANOVIC Milos |
| 2       | 10         | 6          | CHIGBO John      |
| 4       | 72         | Total Team |                  |
| 2       | 13         | 3          | STEVANOVIC Milos |
| 2       | 12         | 16         | IBRAHIM Ibrahim  |
| 20      |            | Total Team |                  |
| 75      | 200        | Total Team |                  |
| 11      | 37         | 12         | HAMMAD Mubarak   |
| 99 km/h |            | 3          | STEVANOVIC Milos |

#### LEGEND

Atts Attempts  
L Libero player  
n Starting line-up where n = starting position on court (i.e. positions 1 to 6)  
Opp Opponent

C Team Captain  
L Substitute libero  
nn Substitute where nn = jersey number of out going player  
Pts Points scored

Timing and Results provided by Tissot



TUE 23 SEP 2014  
Start Time: 15:30 / End Time: 16:52

Match No.: 11

### Match Results

경기 결과

Match Duration: 1h 22m  
Spectators: 350

P2

PAK vs JPN

0 3

| Teams        | Sets | 1   | 2   | 3   | Total  |
|--------------|------|-----|-----|-----|--------|
| PAK          | 0    | 23  | 23  | 23  | 69     |
| JPN          | 3    | 25  | 25  | 25  | 75     |
| Playing Time |      | 25m | 26m | 25m | 1h 16m |

First Referee: LEE Kwanghun (KOR)

Second Referee: ALATEEQ Abdullatif Hamoud M (KSA)

#### PAK - Pakistan

| No | C/L | Name                    | 1 | 2 | 3 | 4 | 5 | Pts |
|----|-----|-------------------------|---|---|---|---|---|-----|
| 1  |     | RASOOL Mohib            | 3 | 3 | 3 |   |   | 7   |
| 3  |     | RAZA Mubashir           |   |   |   |   |   |     |
| 4  |     | NAQVI Syed Shujah Abbas | 6 | 6 | 6 |   |   | 7   |
| 5  |     | NADEEM Asif             | 1 | 1 | 1 |   |   | 2   |
| 6  |     | ALI Akhtar              |   |   |   |   |   |     |
| 7  |     | KHAN Muhammad Ismail    | 5 | 5 | 5 |   |   | 11  |
| 8  |     | KHAN Aimal              |   |   |   | 5 |   |     |
| 9  |     | KHAN Nasir              | 2 | 2 | 2 |   |   | 8   |
| 10 | C   | AHMED Naseer            | 4 | 4 | 4 |   |   | 19  |
| 12 | L   | SULTAN Imran            | L | L | L |   |   |     |
| 15 |     | JEHAN Murad             | 5 | 5 |   |   |   |     |
| 17 |     | IDREES Muhammad         |   |   |   |   |   |     |

#### JPN - Japan

| No | C/L | Name                | 1  | 2  | 3  | 4  | 5  | Pts |
|----|-----|---------------------|----|----|----|----|----|-----|
| 1  |     | SHIMIZU Kunihiro    |    |    |    |    |    |     |
| 6  |     | UCHIYAMA Shohei     |    |    |    |    |    |     |
| 7  | C   | KOSHIKAWA Yu        | 5  | 6  | 5  |    |    | 20  |
| 8  |     | TSUBAKIYAMA Ryosuke | 4  | 5  | 4  |    |    | 9   |
| 11 |     | YANAGIDA Masahiro   | 16 | 16 | 12 |    |    |     |
| 12 |     | YAMAUCHI Akihiro    | 6  | 1  | 6  |    |    | 7   |
| 13 |     | FUKATSU Hideomi     | 1  | 2  | 1  |    |    |     |
| 14 |     | ISHIKAWA Yuki       | 12 | 3  | 2  |    |    | 8   |
| 16 |     | DEKITA Takashi      | 3  | 4  | 3  |    |    | 6   |
| 17 | L   | NAGANO Takeshi      | L  | L  | L  |    |    |     |
| 18 |     | YONEYAMA Yuta       | 2  |    |    |    |    | 2   |
| 19 |     | FUSHIMI Yamato      |    |    |    | 13 | 16 | 1   |

#### TEAM AND PLAYER PERFORMANCES

| Won      | Total Atts | No Name                   | Scoring Skills | Won      | Total Atts | No Name               |
|----------|------------|---------------------------|----------------|----------|------------|-----------------------|
| 42       | 89         | <b>Total Team</b>         | Spike          | 40       | 80         | <b>Total Team</b>     |
| 18       | 40         | 10 AHMED Naseer           |                | 15       | 22         | 7 KOSHIKAWA Yu        |
| 8        | 15         | 7 KHAN Muhammad Ismail    |                | 8        | 17         | 14 ISHIKAWA Yuki      |
| 6        | 14         | 9 KHAN Nasir              | Block          | 7        | 21         | 8 TSUBAKIYAMA Ryosuke |
| 6        | 37         | <b>Total Team</b>         |                | 9        | 33         | <b>Total Team</b>     |
| 3        | 8          | 1 RASOOL Mohib            |                | 4        | 9          | 12 YAMAUCHI Akihiro   |
| 1        | 6          | 10 AHMED Naseer           | Serve          | 2        | 7          | 8 TSUBAKIYAMA Ryosuke |
| 1        | 8          | 7 KHAN Muhammad Ismail    |                | 2        | 5          | 7 KOSHIKAWA Yu        |
| 6        | 70         | <b>Total Team</b>         |                | 4        | 74         | <b>Total Team</b>     |
| 2        | 13         | 4 NAQVI Syed Shujah Abbas | Opp Error      | 3        | 16         | 7 KOSHIKAWA Yu        |
| 2        | 11         | 7 KHAN Muhammad Ismail    |                | 1        | 7          | 12 YAMAUCHI Akihiro   |
| 1        | 11         | 5 NADEEM Asif             |                | 22       |            | <b>Total Team</b>     |
| 15       |            | <b>Total Team</b>         | Total          | 75       | 187        | <b>Total Team</b>     |
| 69       | 196        | <b>Total Team</b>         |                | 20       | 43         | 7 KOSHIKAWA Yu        |
| 19       | 55         | 10 AHMED Naseer           |                | 112 km/h |            | 7 KOSHIKAWA Yu        |
| 108 km/h |            | 10 AHMED Naseer           | Fastest Serve  |          |            |                       |

#### LEGEND

Atts Attempts  
L Libero player  
n Starting line-up where n = starting position on court (i.e. positions 1 to 6)  
Opp Opponent

C Team Captain  
L Substitute libero  
nn Substitute where nn = jersey number of out going player  
Pts Points scored

Timing and Results provided by Tissot



TUE 23 SEP 2014  
Start Time: 18:00 / End Time: 19:00

Match No.: 12

### Match Results

경기 결과

Match Duration: 1h 00m  
Spectators: 380

P2

CHN vs TKM

3 0

| Teams | Sets         | 1   | 2   | 3   | Total |
|-------|--------------|-----|-----|-----|-------|
| CHN   | 3            | 25  | 25  | 25  | 75    |
| TKM   | 0            | 15  | 8   | 10  | 33    |
|       | Playing Time | 20m | 17m | 17m | 54m   |

First Referee: KIM Jongheun (KOR)

Second Referee: INDO Tomokazu (JPN)

| CHN - China |     |                |   |   |    |   |   |     |
|-------------|-----|----------------|---|---|----|---|---|-----|
| No          | C/L | Name           | 1 | 2 | 3  | 4 | 5 | Pts |
| 3           |     | YUAN Zhi       |   |   | 4  |   |   | 6   |
| 4           |     | ZHANG Chen     | 1 | 1 | 2  |   |   | 4   |
| 6           |     | LIANG Chunlong | 2 | 2 |    |   |   | 2   |
| 7           | C   | ZHONG Weijun   | 4 | 4 | 5  |   |   | 12  |
| 8           |     | CUI Jianjun    |   |   | 7  |   |   |     |
| 11          |     | GENG Xin       | 5 | 5 | 6  |   |   | 8   |
| 13          |     | KOU Zhichao    | 3 | 3 |    |   |   | 6   |
| 14          |     | XU Jingtao     |   |   | 3  |   |   | 5   |
| 15          |     | LI Runming     | 6 | 6 | 1  |   |   | 3   |
| 16          | L   | REN Qi         | L | L | L  |   |   |     |
| 18          |     | JI Daoshuai    |   |   | 4  |   |   | 1   |
| 22          |     | MAO Tianyi     |   |   | 15 |   |   | 1   |

| TKM - Turkmenistan |     |                              |   |    |   |   |   |     |
|--------------------|-----|------------------------------|---|----|---|---|---|-----|
| No                 | C/L | Name                         | 1 | 2  | 3 | 4 | 5 | Pts |
| 1                  | C   | GYLYCHDURDYEV Gurbanmuhammet | 3 | 3  | 3 |   |   | 3   |
| 2                  | L   | TACHGELDIYEV Berdimammet     | L | L  | L |   |   |     |
| 3                  |     | ROZMETOV Bahram              | 6 | 6  | 6 |   |   | 3   |
| 4                  |     | GURBANOV Yusup               |   |    | 8 |   |   | 1   |
| 5                  |     | AZIMOV Merdan                | 6 | 8  |   |   |   |     |
| 6                  |     | NURYEV Dovletgeldi           | 4 |    | 4 |   |   | 2   |
| 7                  |     | MASSAROV Mekan               |   | 11 | 6 |   |   | 3   |
| 8                  |     | NURYEV Didar                 | 5 | 5  | 5 |   |   | 2   |
| 9                  |     | NURYEV Davut                 | 2 | 2  | 2 |   |   | 6   |
| 10                 |     | ARTYKOV Ruslan               | 1 | 1  | 1 |   |   |     |
| 11                 |     | MYRATGELDIYEV Begli          | 8 | 4  |   |   |   | 1   |
| 12                 |     | GAYPOV Ezizmyrat             |   | 10 |   |   |   | 1   |

### TEAM AND PLAYER PERFORMANCES

| Won      | Total Atts | No Name           | Scoring Skills | Won     | Total Atts | No Name                        |
|----------|------------|-------------------|----------------|---------|------------|--------------------------------|
| 30       | 50         | <b>Total Team</b> |                | 20      | 64         | <b>Total Team</b>              |
| 10       | 16         | 7 ZHONG Weijun    | Spike          | 6       | 17         | 9 NURYEV Davut                 |
| 6        | 6          | 11 GENG Xin       |                | 3       | 10         | 1 GYLYCHDURDYEV Gurbanmuhammet |
| 4        | 7          | 3 YUAN Zhi        |                | 2       | 5          | 3 ROZMETOV Bahram              |
| 8        | 21         | <b>Total Team</b> | Block          | 2       | 12         | <b>Total Team</b>              |
| 2        | 4          | 11 GENG Xin       |                | 1       | 2          | 7 MASSAROV Mekan               |
| 2        | 4          | 7 ZHONG Weijun    |                | 1       | 6          | 3 ROZMETOV Bahram              |
| 1        | 2          | 13 KOU Zhichao    |                |         |            |                                |
| 10       | 74         | <b>Total Team</b> | Serve          |         | 34         | <b>Total Team</b>              |
| 3        | 7          | 14 XU Jingtao     |                |         |            |                                |
| 2        | 9          | 15 LI Runming     |                |         |            |                                |
| 1        | 16         | 4 ZHANG Chen      |                |         |            |                                |
| 27       |            | <b>Total Team</b> | Opp Error      | 11      |            | <b>Total Team</b>              |
| 75       | 145        | <b>Total Team</b> | Total          | 33      | 110        | <b>Total Team</b>              |
| 12       | 27         | 7 ZHONG Weijun    | Best Scorer    | 6       | 24         | 9 NURYEV Davut                 |
| 112 km/h |            | 15 LI Runming     | Fastest Serve  | 62 km/h |            | 12 GAYPOV Ezizmyrat            |

#### LEGEND

Atts Attempts  
L Libero player  
n Starting line-up where n = starting position on court (i.e. positions 1 to 6)  
Opp Opponent

C Team Captain  
L Substitute libero  
nn Substitute where nn = jersey number of out going player  
Pts Points scored

Timing and Results provided by Tissot



TUE 23 SEP 2014

Start Time: 13:00 / End Time: 14:24

Match No.: 10

### Match Statistics

경기 통계

Match Duration: 1h 24m

Spectators: 230

P3

KAZ vs QAT

0 3

| Teams | Sets         | 1   | 2   | 3   | Total  |
|-------|--------------|-----|-----|-----|--------|
| KAZ   | 0            | 23  | 22  | 21  | 66     |
| QAT   | 3            | 25  | 25  | 25  | 75     |
|       | Playing Time | 26m | 27m | 25m | 1h 18m |


First Referee: BOONSIROJ Prasertsak (THA)

Second Referee: WANG Ning (CHN)

### KAZ - Kazakhstan

| Scoring Spike  |
|--|
|  |
| Limit  |
| 15.00%   |

| Rk          | No | Name                  | Spikes | Faults | Shots | Total Attempts | Eff % |
|-------------|----|-----------------------|--------|--------|-------|----------------|-------|
| 1           | 3  | YUDIN Anton           | 8      | 1      | 5     | 14             | 50.00 |
| 2           | 19 | MAMEDOV Maxim         | 8      | 3      | 10    | 21             | 23.81 |
| 3           | 9  | IMANGALIYEV Marat     | 7      | 4      | 6     | 17             | 17.65 |
|             | 18 | VORIVODIN Vitaliy     | 3      | 4      | 6     | 13             |       |
|             | 17 | RADKEVICH Sergey      | 4      | 4      | 4     | 12             |       |
|             | 12 | KADIRKHANOV Nodirkhan | 4      | 1      | 3     | 8              |       |
|             | 4  | STOLNIKOV Alexandr    | 3      | -      | 1     | 4              |       |
|             | 2  | KUZNETSOV Anton       | -      | -      | -     | -              |       |
|             | 5  | KUZNETSOV Sergey      | -      | -      | -     | -              |       |
|             | 6  | BAIBEKOV Kairat       | -      | -      | -     | -              |       |
|             | 7  | GORBATKOV Dmitriy     | -      | -      | -     | -              |       |
|             | 8  | GABDULIN Kanat        | -      | -      | -     | -              |       |
| Team Totals |    |                       | 37     | 17     | 35    | 89             | 22.47 |

| Scoring Block  |
|--|
|  |

| Rk          | No | Name                  | Kill Blocks | Faults | Rebounds | Total Attempts | Avg by Set |
|-------------|----|-----------------------|-------------|--------|----------|----------------|------------|
| 1           | 3  | YUDIN Anton           | 2           | 4      | 3        | 9              | 0.67       |
| 2           | 12 | KADIRKHANOV Nodirkhan | 1           | 4      | 5        | 10             | 0.33       |
| 2           | 9  | IMANGALIYEV Marat     | 1           | 3      | 1        | 5              | 0.33       |
| 2           | 17 | RADKEVICH Sergey      | 1           | -      | 1        | 2              | 0.33       |
| 2           | 4  | STOLNIKOV Alexandr    | 1           | -      | -        | 1              | 0.33       |
| 6           | 8  | GABDULIN Kanat        | -           | 1      | 3        | 4              | 0.00       |
| 6           | 19 | MAMEDOV Maxim         | -           | 1      | 1        | 2              | 0.00       |
|             | 2  | KUZNETSOV Anton       | -           | -      | -        | -              |            |
|             | 5  | KUZNETSOV Sergey      | -           | -      | -        | -              |            |
|             | 6  | BAIBEKOV Kairat       | -           | -      | -        | -              |            |
|             | 7  | GORBATKOV Dmitriy     | -           | -      | -        | -              |            |
|             | 18 | VORIVODIN Vitaliy     | -           | -      | -        | -              |            |
| Team Totals |    |                       | 6           | 13     | 14       | 33             | 2.00       |

| Scoring Service  |
|--|
|  |

| Rk          | No | Name                  | Aces | Faults | Serve Hits | Total Attempts | Avg by Set |
|-------------|----|-----------------------|------|--------|------------|----------------|------------|
| 1           | 9  | IMANGALIYEV Marat     | 1    | 1      | 6          | 8              | 0.33       |
| 2           | 8  | GABDULIN Kanat        | -    | 2      | 15         | 17             | 0.00       |
| 2           | 3  | YUDIN Anton           | -    | 3      | 8          | 11             | 0.00       |
| 2           | 19 | MAMEDOV Maxim         | -    | 1      | 7          | 8              | 0.00       |
| 2           | 12 | KADIRKHANOV Nodirkhan | -    | 4      | 4          | 8              | 0.00       |
| 2           | 4  | STOLNIKOV Alexandr    | -    | -      | 7          | 7              | 0.00       |
| 2           | 18 | VORIVODIN Vitaliy     | -    | -      | 6          | 6              | 0.00       |
| 2           | 17 | RADKEVICH Sergey      | -    | -      | 1          | 1              | 0.00       |
|             | 2  | KUZNETSOV Anton       | -    | -      | -          | -              |            |
|             | 5  | KUZNETSOV Sergey      | -    | -      | -          | -              |            |
|             | 6  | BAIBEKOV Kairat       | -    | -      | -          | -              |            |
|             | 7  | GORBATKOV Dmitriy     | -    | -      | -          | -              |            |
| Team Totals |    |                       | 1    | 11     | 54         | 66             | 0.33       |

Team

| Opponent Errors & Team Faults |    |   |
|-------------------------------|----|---|
|                               | 22 | 4 |

Timing and Results provided by Tissot



TUE 23 SEP 2014

Start Time: 13:00 / End Time: 14:24

Match No.: 10

Match Statistics

경기 통계

Match Duration: 1h 24m

Spectators: 230

P3

KAZ vs QAT


0 3

| Teams | Sets         | 1   | 2   | 3   | Total  |
|-------|--------------|-----|-----|-----|--------|
| KAZ   | 0            | 23  | 22  | 21  | 66     |
| QAT   | 3            | 25  | 25  | 25  | 75     |
|       | Playing Time | 26m | 27m | 25m | 1h 18m |


First Referee: BOONSIROJ Prasertsak (THA)

Second Referee: WANG Ning (CHN)

KAZ - Kazakhstan

| Non-Scoring Dig  |
|--|
|  |

| Rk                 | No | Name                  | Digs | Faults | Receptions | Total Attempts | Avg by Set |
|--------------------|----|-----------------------|------|--------|------------|----------------|------------|
| 1                  | 6  | BAIBEKOV Kairat       | 3    | 3      | 10         | 16             | 1.00       |
| 2                  | 8  | GABDULIN Kanat        | 2    | 1      | 4          | 7              | 0.67       |
| 3                  | 9  | IMANGALIYEV Marat     | 1    | -      | 8          | 9              | 0.33       |
| 4                  | 18 | VORIVODIN Vitaliy     | -    | 3      | 7          | 10             | 0.00       |
| 4                  | 4  | STOLNIKOV Alexandr    | -    | 1      | 2          | 3              | 0.00       |
| 4                  | 12 | KADIRKHANOV Nodirkhan | -    | -      | 2          | 2              | 0.00       |
| 4                  | 19 | MAMEDOV Maxim         | -    | -      | 2          | 2              | 0.00       |
| 4                  | 17 | RADKEVICH Sergey      | -    | 2      | -          | 2              | 0.00       |
| 4                  | 3  | YUDIN Anton           | -    | -      | 1          | 1              | 0.00       |
|                    | 2  | KUZNETSOV Anton       | -    | -      | -          | -              | -          |
|                    | 5  | KUZNETSOV Sergey      | -    | -      | -          | -              | -          |
|                    | 7  | GORBATKOV Dmitriy     | -    | -      | -          | -              | -          |
| <b>Team Totals</b> |    |                       | 6    | 10     | 36         | 52             | 2.00       |

| Non-Scoring Set   |
|---|
|  |

| Rk                 | No | Name                  | Running Sets | Faults | Still Sets | Total Attempts | Avg by Set |
|--------------------|----|-----------------------|--------------|--------|------------|----------------|------------|
| 1                  | 8  | GABDULIN Kanat        | 33           | -      | 43         | 76             | 11.00      |
| 2                  | 6  | BAIBEKOV Kairat       | 2            | -      | 5          | 7              | 0.67       |
| 3                  | 3  | YUDIN Anton           | 1            | -      | 3          | 4              | 0.33       |
| 3                  | 18 | VORIVODIN Vitaliy     | 1            | -      | 1          | 1              | 0.33       |
| 5                  | 4  | STOLNIKOV Alexandr    | -            | -      | 1          | 1              | 0.00       |
|                    | 2  | KUZNETSOV Anton       | -            | -      | -          | -              | -          |
|                    | 5  | KUZNETSOV Sergey      | -            | -      | -          | -              | -          |
|                    | 7  | GORBATKOV Dmitriy     | -            | -      | -          | -              | -          |
|                    | 9  | IMANGALIYEV Marat     | -            | -      | -          | -              | -          |
|                    | 12 | KADIRKHANOV Nodirkhan | -            | -      | -          | -              | -          |
|                    | 17 | RADKEVICH Sergey      | -            | -      | -          | -              | -          |
|                    | 19 | MAMEDOV Maxim         | -            | -      | -          | -              | -          |
| <b>Team Totals</b> |    |                       | 37           |        | 52         | 89             | 12.33      |

| Non-Scoring Reception  |
|--|
|  |
| <b>Limit</b>   |
| <b>25.00%</b>  |

| Rk                 | No | Name                  | Excellents | Faults | Serve Receptions | Total Attempts | Succ % |
|--------------------|----|-----------------------|------------|--------|------------------|----------------|--------|
| 1                  | 6  | BAIBEKOV Kairat       | 11         | 2      | 6                | 19             | 57.89  |
| 2                  | 18 | VORIVODIN Vitaliy     | 7          | -      | 10               | 17             | 41.18  |
|                    | 9  | IMANGALIYEV Marat     | 4          | -      | 9                | 13             |        |
|                    | 4  | STOLNIKOV Alexandr    | 1          | 2      | 6                | 9              |        |
|                    | 2  | KUZNETSOV Anton       | -          | -      | -                | -              |        |
|                    | 3  | YUDIN Anton           | -          | -      | -                | -              |        |
|                    | 5  | KUZNETSOV Sergey      | -          | -      | -                | -              |        |
|                    | 7  | GORBATKOV Dmitriy     | -          | -      | -                | -              |        |
|                    | 8  | GABDULIN Kanat        | -          | -      | -                | -              |        |
|                    | 12 | KADIRKHANOV Nodirkhan | -          | -      | -                | -              |        |
|                    | 17 | RADKEVICH Sergey      | -          | -      | -                | -              |        |
|                    | 19 | MAMEDOV Maxim         | -          | -      | -                | -              |        |
| <b>Team Totals</b> |    |                       | 23         | 4      | 31               | 58             | 39.66  |





TUE 23 SEP 2014

Start Time: 13:00 / End Time: 14:24

Match No.: 10

Match Statistics

경기 통계

Match Duration: 1h 24m

Spectators: 230

P3


KAZ vs QAT  
0 3

| Teams | Sets         | 1   | 2   | 3   | Total  |
|-------|--------------|-----|-----|-----|--------|
| KAZ   | 0            | 23  | 22  | 21  | 66     |
| QAT   | 3            | 25  | 25  | 25  | 75     |
|       | Playing Time | 26m | 27m | 25m | 1h 18m |


First Referee: BOONSIROJ Prasertsak (THA)

Second Referee: WANG Ning (CHN)


QAT - Qatar

| Scoring Spike   |
|---|
|  |
| Limit   |
| 15.00%  |

| Rk          | No | Name              | Spikes | Faults | Shots | Total Attempts | Eff % |
|-------------|----|-------------------|--------|--------|-------|----------------|-------|
| 1           | 6  | CHIGBO John       | 8      | 3      | 3     | 14             | 35.71 |
| 2           | 10 | SADIKH Ndir       | 9      | 3      | 6     | 18             | 33.33 |
| 3           | 12 | HAMMAD Mubarak    | 7      | 4      | 6     | 17             | 17.65 |
| 4           | 2  | MOHAMED Jumah     | 6      | 4      | 9     | 19             | 10.53 |
|             | 16 | IBRAHIM Ibrahim   | 5      | 1      | 1     | 7              |       |
|             | 3  | STEVANOVIC Milos  | 1      | -      | 1     | 2              |       |
|             | 9  | BAIRAMI Ali       | 1      | 1      | -     | 2              |       |
|             | 4  | RIBERO Renan      | 1      | -      | -     | 1              |       |
|             | 5  | SAAD Sulaiman     | -      | -      | -     | -              |       |
|             | 11 | DIAB Ahmad        | -      | -      | -     | -              |       |
|             | 15 | ABUWATFA Mohammed | -      | -      | -     | -              |       |
|             | 19 | EBRAHIM Mohammed  | -      | -      | -     | -              |       |
| Team Totals |    |                   | 38     | 16     | 26    | 80             | 27.50 |

| Scoring Block  |
|--|
|  |

| Rk          | No | Name              | Kill Blocks | Faults | Rebounds | Total Attempts | Avg by Set |
|-------------|----|-------------------|-------------|--------|----------|----------------|------------|
| 1           | 12 | HAMMAD Mubarak    | 4           | 6      | 3        | 13             | 1.33       |
| 2           | 6  | CHIGBO John       | 2           | 4      | 4        | 10             | 0.67       |
| 2           | 16 | IBRAHIM Ibrahim   | 2           | 3      | 2        | 7              | 0.67       |
| 2           | 3  | STEVANOVIC Milos  | 2           | -      | 2        | 4              | 0.67       |
| 5           | 2  | MOHAMED Jumah     | 1           | 2      | 4        | 7              | 0.33       |
| 5           | 10 | SADIKH Ndir       | 1           | 2      | 1        | 4              | 0.33       |
| 5           | 4  | RIBERO Renan      | 1           | 1      | 1        | 3              | 0.33       |
|             | 5  | SAAD Sulaiman     | -           | -      | -        | -              |            |
|             | 9  | BAIRAMI Ali       | -           | -      | -        | -              |            |
|             | 11 | DIAB Ahmad        | -           | -      | -        | -              |            |
|             | 15 | ABUWATFA Mohammed | -           | -      | -        | -              |            |
|             | 19 | EBRAHIM Mohammed  | -           | -      | -        | -              |            |
| Team Totals |    |                   | 13          | 18     | 17       | 48             | 4.33       |

| Scoring Service  |
|--|
|  |

| Rk          | No | Name              | Aces | Faults | Serve Hits | Total Attempts | Avg by Set |
|-------------|----|-------------------|------|--------|------------|----------------|------------|
| 1           | 3  | STEVANOVIC Milos  | 2    | 2      | 9          | 13             | 0.67       |
| 1           | 16 | IBRAHIM Ibrahim   | 2    | 4      | 6          | 12             | 0.67       |
| 3           | 6  | CHIGBO John       | -    | 1      | 11         | 12             | 0.00       |
| 3           | 2  | MOHAMED Jumah     | -    | 1      | 8          | 9              | 0.00       |
| 3           | 10 | SADIKH Ndir       | -    | 1      | 8          | 9              | 0.00       |
| 3           | 12 | HAMMAD Mubarak    | -    | -      | 7          | 7              | 0.00       |
| 3           | 9  | BAIRAMI Ali       | -    | 1      | 3          | 4              | 0.00       |
| 3           | 4  | RIBERO Renan      | -    | -      | 3          | 3              | 0.00       |
| 3           | 15 | ABUWATFA Mohammed | -    | -      | 3          | 3              | 0.00       |
|             | 5  | SAAD Sulaiman     | -    | -      | -          | -              |            |
|             | 11 | DIAB Ahmad        | -    | -      | -          | -              |            |
|             | 19 | EBRAHIM Mohammed  | -    | -      | -          | -              |            |
| Team Totals |    |                   | 4    | 10     | 58         | 72             | 1.33       |

| Team                          |
|-------------------------------|
| Opponent Errors & Team Faults |

|                               |    |   |
|-------------------------------|----|---|
| Opponent Errors & Team Faults | 20 | 1 |
|-------------------------------|----|---|

Timing and Results provided by Tissot



TUE 23 SEP 2014

Start Time: 13:00 / End Time: 14:24

Match No.: 10

Match Statistics

경기 통계

Match Duration: 1h 24m

Spectators: 230

P3

KAZ vs QAT


0 3

| Teams | Sets         | 1   | 2   | 3   | Total  |
|-------|--------------|-----|-----|-----|--------|
| KAZ   | 0            | 23  | 22  | 21  | 66     |
| QAT   | 3            | 25  | 25  | 25  | 75     |
|       | Playing Time | 26m | 27m | 25m | 1h 18m |


First Referee: BOONSIROJ Prasertsak (THA)

Second Referee: WANG Ning (CHN)

QAT - Qatar

| Non-Scoring Dig  |
|--|
|  |

| Rk                 | No | Name              | Digs | Faults | Receptions | Total Attempts | Avg by Set |
|--------------------|----|-------------------|------|--------|------------|----------------|------------|
| 1                  | 5  | SAAD Sulaiman     | 5    | 2      | 8          | 15             | 1.67       |
| 2                  | 10 | SADIKH Ndir       | 1    | 3      | 7          | 11             | 0.33       |
| 2                  | 16 | IBRAHIM Ibrahim   | 1    | 1      | 2          | 4              | 0.33       |
| 2                  | 9  | BAIRAMI Ali       | 1    | -      | -          | 1              | 0.33       |
| 5                  | 3  | STEVANOVIC Milos  | -    | 1      | 8          | 9              | 0.00       |
| 5                  | 2  | MOHAMED Jumah     | -    | -      | 3          | 3              | 0.00       |
| 5                  | 12 | HAMMAD Mubarak    | -    | -      | 2          | 2              | 0.00       |
| 5                  | 6  | CHIGBO John       | -    | 1      | 1          | 2              | 0.00       |
|                    | 4  | RIBERO Renan      | -    | -      | -          | -              | -          |
|                    | 11 | DIAB Ahmad        | -    | -      | -          | -              | -          |
|                    | 15 | ABUWATFA Mohammed | -    | -      | -          | -              | -          |
|                    | 19 | EBRAHIM Mohammed  | -    | -      | -          | -              | -          |
| <b>Team Totals</b> |    |                   | 8    | 8      | 31         | 47             | 2.67       |

| Non-Scoring Set   |
|---|
|  |

| Rk                 | No | Name              | Running Sets | Faults | Still Sets | Total Attempts | Avg by Set |
|--------------------|----|-------------------|--------------|--------|------------|----------------|------------|
| 1                  | 3  | STEVANOVIC Milos  | 30           | 1      | 32         | 63             | 10.00      |
| 2                  | 15 | ABUWATFA Mohammed | 4            | -      | 3          | 7              | 1.33       |
| 3                  | 5  | SAAD Sulaiman     | 3            | -      | 3          | 6              | 1.00       |
| 4                  | 10 | SADIKH Ndir       | -            | -      | 2          | 2              | 0.00       |
| 4                  | 2  | MOHAMED Jumah     | -            | -      | 1          | 1              | 0.00       |
| 4                  | 6  | CHIGBO John       | -            | -      | 1          | 1              | 0.00       |
| 4                  | 16 | IBRAHIM Ibrahim   | -            | -      | 1          | 1              | 0.00       |
|                    | 4  | RIBERO Renan      | -            | -      | -          | -              | -          |
|                    | 9  | BAIRAMI Ali       | -            | -      | -          | -              | -          |
|                    | 11 | DIAB Ahmad        | -            | -      | -          | -              | -          |
|                    | 12 | HAMMAD Mubarak    | -            | -      | -          | -              | -          |
|                    | 19 | EBRAHIM Mohammed  | -            | -      | -          | -              | -          |
| <b>Team Totals</b> |    |                   | 37           | 1      | 43         | 81             | 12.33      |

| Non-Scoring Reception  |
|--|
|  |
| <b>Limit</b>   |
| 25.00%   |

| Rk                 | No | Name              | Excellents | Faults | Serve Receptions | Total Attempts | Succ % |
|--------------------|----|-------------------|------------|--------|------------------|----------------|--------|
| 1                  | 5  | SAAD Sulaiman     | 11         | -      | 5                | 16             | 68.75  |
| 2                  | 2  | MOHAMED Jumah     | 6          | -      | 12               | 18             | 33.33  |
|                    | 10 | SADIKH Ndir       | 1          | -      | 12               | 13             |        |
|                    | 4  | RIBERO Renan      | 2          | -      | 2                | 4              |        |
|                    | 9  | BAIRAMI Ali       | -          | 1      | 1                | 2              |        |
|                    | 3  | STEVANOVIC Milos  | -          | -      | 1                | 1              |        |
|                    | 6  | CHIGBO John       | -          | -      | -                | -              |        |
|                    | 11 | DIAB Ahmad        | -          | -      | -                | -              |        |
|                    | 12 | HAMMAD Mubarak    | -          | -      | -                | -              |        |
|                    | 15 | ABUWATFA Mohammed | -          | -      | -                | -              |        |
|                    | 16 | IBRAHIM Ibrahim   | -          | -      | -                | -              |        |
|                    | 19 | EBRAHIM Mohammed  | -          | -      | -                | -              |        |
| <b>Team Totals</b> |    |                   | 20         | 1      | 33               | 54             | 37.04  |

| LEGEND |            |
|--------|------------|
| Avg    | Average    |
| Eff%   | Efficiency |
| Rk     | Rank       |
| Succ%  | Success %  |

Timing and Results provided by Tissot



TUE 23 SEP 2014

Start Time: 15:30 / End Time: 16:52

Match No.: 11

### Match Statistics

경기 통계

Match Duration: 1h 22m

Spectators: 350

P3

PAK vs JPN

0 3

| Teams | Sets         | 1   | 2   | 3   | Total  |
|-------|--------------|-----|-----|-----|--------|
| PAK   | 0            | 23  | 23  | 23  | 69     |
| JPN   | 3            | 25  | 25  | 25  | 75     |
|       | Playing Time | 25m | 26m | 25m | 1h 16m |


First Referee: LEE Kwanghun (KOR)

Second Referee: ALATEEQ Abdullatif Hamoud M (KSA)


### PAK - Pakistan

| Scoring Spike  |
|--|
|  |
| Limit  |
| 15.00%   |

| Rk          | No | Name                    | Spikes | Faults | Shots | Total Attempts | Eff % |
|-------------|----|-------------------------|--------|--------|-------|----------------|-------|
| 1           | 7  | KHAN Muhammad Ismail    | 8      | 3      | 4     | 15             | 33.33 |
| 2           | 9  | KHAN Nasir              | 6      | 2      | 6     | 14             | 28.57 |
| 3           | 10 | AHMED Naseer            | 18     | 12     | 10    | 40             | 15.00 |
|             | 1  | RASOOL Mohib            | 4      | -      | 6     | 10             |       |
|             | 4  | NAQVI Syed Shujah Abbas | 5      | 1      | 2     | 8              |       |
|             | 5  | NADEEM Asif             | 1      | -      | 1     | 2              |       |
|             | 3  | RAZA Mubashir           | -      | -      | -     | -              |       |
|             | 6  | ALI Akhtar              | -      | -      | -     | -              |       |
|             | 8  | KHAN Aimal              | -      | -      | -     | -              |       |
|             | 12 | SULTAN Imran            | -      | -      | -     | -              |       |
|             | 15 | JEHAN Murad             | -      | -      | -     | -              |       |
|             | 17 | IDREES Muhammad         | -      | -      | -     | -              |       |
| Team Totals |    |                         | 42     | 18     | 29    | 89             | 26.97 |

| Scoring Block  |
|--|
|  |

| Rk          | No | Name                    | Kill Blocks | Faults | Rebounds | Total Attempts | Avg by Set |
|-------------|----|-------------------------|-------------|--------|----------|----------------|------------|
| 1           | 1  | RASOOL Mohib            | 3           | 2      | 3        | 8              | 1.00       |
| 2           | 7  | KHAN Muhammad Ismail    | 1           | 3      | 4        | 8              | 0.33       |
| 2           | 10 | AHMED Naseer            | 1           | 2      | 3        | 6              | 0.33       |
| 2           | 9  | KHAN Nasir              | 1           | 3      | 2        | 6              | 0.33       |
| 5           | 5  | NADEEM Asif             | -           | 1      | 3        | 4              | 0.00       |
| 5           | 4  | NAQVI Syed Shujah Abbas | -           | 3      | 1        | 4              | 0.00       |
| 5           | 8  | KHAN Aimal              | -           | -      | 1        | 1              | 0.00       |
|             | 3  | RAZA Mubashir           | -           | -      | -        | -              |            |
|             | 6  | ALI Akhtar              | -           | -      | -        | -              |            |
|             | 12 | SULTAN Imran            | -           | -      | -        | -              |            |
|             | 15 | JEHAN Murad             | -           | -      | -        | -              |            |
|             | 17 | IDREES Muhammad         | -           | -      | -        | -              |            |
| Team Totals |    |                         | 6           | 14     | 17       | 37             | 2.00       |

| Scoring Service  |
|--|
|  |

| Rk          | No | Name                    | Aces | Faults | Serve Hits | Total Attempts | Avg by Set |
|-------------|----|-------------------------|------|--------|------------|----------------|------------|
| 1           | 4  | NAQVI Syed Shujah Abbas | 2    | 2      | 9          | 13             | 0.67       |
| 1           | 7  | KHAN Muhammad Ismail    | 2    | 3      | 6          | 11             | 0.67       |
| 3           | 9  | KHAN Nasir              | 1    | 3      | 12         | 16             | 0.33       |
| 3           | 5  | NADEEM Asif             | 1    | -      | 10         | 11             | 0.33       |
| 5           | 1  | RASOOL Mohib            | -    | 2      | 8          | 10             | 0.00       |
| 5           | 10 | AHMED Naseer            | -    | 1      | 8          | 9              | 0.00       |
|             | 3  | RAZA Mubashir           | -    | -      | -          | -              |            |
|             | 6  | ALI Akhtar              | -    | -      | -          | -              |            |
|             | 8  | KHAN Aimal              | -    | -      | -          | -              |            |
|             | 12 | SULTAN Imran            | -    | -      | -          | -              |            |
|             | 15 | JEHAN Murad             | -    | -      | -          | -              |            |
|             | 17 | IDREES Muhammad         | -    | -      | -          | -              |            |
| Team Totals |    |                         | 6    | 11     | 53         | 70             | 2.00       |

| Team                          |
|-------------------------------|
| Opponent Errors & Team Faults |

|    |
|----|
| 15 |
|----|

Timing and Results provided by Tissot



TUE 23 SEP 2014

Start Time: 15:30 / End Time: 16:52

Match No.: 11

Match Statistics

경기 통계

Match Duration: 1h 22m

Spectators: 350

P3

PAK vs JPN


0 3

| Teams | Sets         | 1   | 2   | 3   | Total  |
|-------|--------------|-----|-----|-----|--------|
| PAK   | 0            | 23  | 23  | 23  | 69     |
| JPN   | 3            | 25  | 25  | 25  | 75     |
|       | Playing Time | 25m | 26m | 25m | 1h 16m |


First Referee: LEE Kwanghun (KOR)

Second Referee: ALATEEQ Abdullatif Hamoud M (KSA)

PAK - Pakistan

| Non-Scoring Dig  |
|--|
|  |

| Rk                 | No | Name                    | Digs | Faults | Receptions | Total Attempts | Avg by Set |
|--------------------|----|-------------------------|------|--------|------------|----------------|------------|
| 1                  | 12 | SULTAN Imran            | 5    | 2      | 6          | 13             | 1.67       |
| 2                  | 7  | KHAN Muhammad Ismail    | 1    | 1      | 7          | 9              | 0.33       |
| 3                  | 9  | KHAN Nasir              | -    | 1      | 5          | 6              | 0.00       |
| 3                  | 10 | AHMED Naseer            | -    | 1      | 4          | 5              | 0.00       |
| 3                  | 5  | NADEEM Asif             | -    | -      | 4          | 4              | 0.00       |
| 3                  | 4  | NAQVI Syed Shujah Abbas | -    | -      | 3          | 3              | 0.00       |
| 3                  | 1  | RASOOL Mohib            | -    | -      | 2          | 2              | 0.00       |
|                    | 3  | RAZA Mubashir           | -    | -      | -          | -              | -          |
|                    | 6  | ALI Akhtar              | -    | -      | -          | -              | -          |
|                    | 8  | KHAN Aimal              | -    | -      | -          | -              | -          |
|                    | 15 | JEHAN Murad             | -    | -      | -          | -              | -          |
|                    | 17 | IDREES Muhammad         | -    | -      | -          | -              | -          |
| <b>Team Totals</b> |    |                         | 6    | 5      | 31         | 42             | 2.00       |

| Non-Scoring Set   |
|---|
|  |

| Rk                 | No | Name                    | Running Sets | Faults | Still Sets | Total Attempts | Avg by Set |
|--------------------|----|-------------------------|--------------|--------|------------|----------------|------------|
| 1                  | 5  | NADEEM Asif             | 37           | 2      | 30         | 69             | 12.33      |
| 2                  | 1  | RASOOL Mohib            | 2            | -      | 1          | 3              | 0.67       |
| 3                  | 12 | SULTAN Imran            | 1            | -      | 3          | 4              | 0.33       |
| 4                  | 9  | KHAN Nasir              | -            | -      | 4          | 4              | 0.00       |
| 4                  | 10 | AHMED Naseer            | -            | 1      | 3          | 4              | 0.00       |
| 4                  | 4  | NAQVI Syed Shujah Abbas | -            | -      | 1          | 1              | 0.00       |
| 4                  | 7  | KHAN Muhammad Ismail    | -            | -      | 1          | 1              | 0.00       |
|                    | 3  | RAZA Mubashir           | -            | -      | -          | -              | -          |
|                    | 6  | ALI Akhtar              | -            | -      | -          | -              | -          |
|                    | 8  | KHAN Aimal              | -            | -      | -          | -              | -          |
|                    | 15 | JEHAN Murad             | -            | -      | -          | -              | -          |
|                    | 17 | IDREES Muhammad         | -            | -      | -          | -              | -          |
| <b>Team Totals</b> |    |                         | 40           | 3      | 43         | 86             | 13.33      |

| Non-Scoring Reception  |
|--|
|  |
| <b>Limit</b>   |
| <b>25.00%</b>  |

| Rk                 | No | Name                    | Excellents | Faults | Serve Receptions | Total Attempts | Succ % |
|--------------------|----|-------------------------|------------|--------|------------------|----------------|--------|
| 1                  | 9  | KHAN Nasir              | 12         | -      | 4                | 16             | 75.00  |
| 2                  | 7  | KHAN Muhammad Ismail    | 12         | 1      | 20               | 33             | 36.36  |
|                    | 12 | SULTAN Imran            | 6          | 3      | 3                | 12             | -      |
|                    | 1  | RASOOL Mohib            | 1          | -      | 1                | 2              | -      |
|                    | 10 | AHMED Naseer            | -          | -      | 1                | 1              | -      |
|                    | 3  | RAZA Mubashir           | -          | -      | -                | -              | -      |
|                    | 4  | NAQVI Syed Shujah Abbas | -          | -      | -                | -              | -      |
|                    | 5  | NADEEM Asif             | -          | -      | -                | -              | -      |
|                    | 6  | ALI Akhtar              | -          | -      | -                | -              | -      |
|                    | 8  | KHAN Aimal              | -          | -      | -                | -              | -      |
|                    | 15 | JEHAN Murad             | -          | -      | -                | -              | -      |
|                    | 17 | IDREES Muhammad         | -          | -      | -                | -              | -      |
| <b>Team Totals</b> |    |                         | 31         | 4      | 29               | 64             | 48.44  |



TUE 23 SEP 2014

Start Time: 15:30 / End Time: 16:52

Match No.: 11

### Match Statistics

경기 통계

Match Duration: 1h 22m

Spectators: 350

P3

PAK vs JPN

0 3

| Teams | Sets         | 1   | 2   | 3   | Total  |
|-------|--------------|-----|-----|-----|--------|
| PAK   | 0            | 23  | 23  | 23  | 69     |
| JPN   | 3            | 25  | 25  | 25  | 75     |
|       | Playing Time | 25m | 26m | 25m | 1h 16m |


First Referee: LEE Kwanghun (KOR)

Second Referee: ALATEEQ Abdullatif Hamoud M (KSA)

### JPN - Japan

| Scoring Spike  |
|--|
|  |
| Limit  |
| 15.00%   |

| Rk          | No | Name                | Spikes | Faults | Shots | Total Attempts | Eff % |
|-------------|----|---------------------|--------|--------|-------|----------------|-------|
| 1           | 7  | KOSHIKAWA Yu        | 15     | -      | 7     | 22             | 68.18 |
| 2           | 14 | ISHIKAWA Yuki       | 8      | 3      | 6     | 17             | 29.41 |
| 3           | 8  | TSUBAKIYAMA Ryosuke | 7      | 4      | 10    | 21             | 14.29 |
|             | 16 | DEKITA Takashi      | 5      | 1      | 1     | 7              |       |
|             | 12 | YAMAUCHI Akihiro    | 2      | -      | 4     | 6              |       |
|             | 18 | YONEYAMA Yuta       | 2      | 1      | 2     | 5              |       |
|             | 19 | FUSHIMI Yamato      | 1      | -      | 1     | 2              |       |
|             | 1  | SHIMIZU Kunihiro    | -      | -      | -     | -              |       |
|             | 6  | UCHIYAMA Shohei     | -      | -      | -     | -              |       |
|             | 11 | YANAGIDA Masahiro   | -      | -      | -     | -              |       |
|             | 13 | FUKATSU Hideomi     | -      | -      | -     | -              |       |
|             | 17 | NAGANO Takeshi      | -      | -      | -     | -              |       |
| Team Totals |    |                     | 40     | 9      | 31    | 80             | 38.75 |

| Scoring Block  |
|--|
|  |

| Rk          | No | Name                | Kill Blocks | Faults | Rebounds | Total Attempts | Avg by Set |
|-------------|----|---------------------|-------------|--------|----------|----------------|------------|
| 1           | 12 | YAMAUCHI Akihiro    | 4           | 3      | 2        | 9              | 1.33       |
| 2           | 8  | TSUBAKIYAMA Ryosuke | 2           | 1      | 4        | 7              | 0.67       |
| 2           | 7  | KOSHIKAWA Yu        | 2           | 2      | 1        | 5              | 0.67       |
| 4           | 16 | DEKITA Takashi      | 1           | 1      | 2        | 4              | 0.33       |
| 5           | 14 | ISHIKAWA Yuki       | -           | 3      | 1        | 4              | 0.00       |
| 5           | 13 | FUKATSU Hideomi     | -           | 1      | 1        | 2              | 0.00       |
| 5           | 18 | YONEYAMA Yuta       | -           | -      | 1        | 1              | 0.00       |
| 5           | 19 | FUSHIMI Yamato      | -           | 1      | -        | 1              | 0.00       |
|             | 1  | SHIMIZU Kunihiro    | -           | -      | -        | -              |            |
|             | 6  | UCHIYAMA Shohei     | -           | -      | -        | -              |            |
|             | 11 | YANAGIDA Masahiro   | -           | -      | -        | -              |            |
|             | 17 | NAGANO Takeshi      | -           | -      | -        | -              |            |
| Team Totals |    |                     | 9           | 12     | 12       | 33             | 3.00       |

| Scoring Service  |
|--|
|  |

| Rk          | No | Name                | Aces | Faults | Serve Hits | Total Attempts | Avg by Set |
|-------------|----|---------------------|------|--------|------------|----------------|------------|
| 1           | 7  | KOSHIKAWA Yu        | 3    | 2      | 11         | 16             | 1.00       |
| 2           | 12 | YAMAUCHI Akihiro    | 1    | 1      | 5          | 7              | 0.33       |
| 3           | 13 | FUKATSU Hideomi     | -    | 1      | 17         | 18             | 0.00       |
| 3           | 14 | ISHIKAWA Yuki       | -    | 2      | 7          | 9              | 0.00       |
| 3           | 8  | TSUBAKIYAMA Ryosuke | -    | 2      | 6          | 8              | 0.00       |
| 3           | 16 | DEKITA Takashi      | -    | -      | 5          | 5              | 0.00       |
| 3           | 11 | YANAGIDA Masahiro   | -    | 1      | 3          | 4              | 0.00       |
| 3           | 18 | YONEYAMA Yuta       | -    | 1      | 3          | 4              | 0.00       |
| 3           | 19 | FUSHIMI Yamato      | -    | -      | 3          | 3              | 0.00       |
|             | 1  | SHIMIZU Kunihiro    | -    | -      | -          | -              |            |
|             | 6  | UCHIYAMA Shohei     | -    | -      | -          | -              |            |
|             | 17 | NAGANO Takeshi      | -    | -      | -          | -              |            |
| Team Totals |    |                     | 4    | 10     | 60         | 74             | 1.33       |

| Team                          |
|-------------------------------|
| Opponent Errors & Team Faults |

|    |   |
|----|---|
| 22 | 1 |
|----|---|

Timing and Results provided by Tissot



TUE 23 SEP 2014

Start Time: 15:30 / End Time: 16:52

Match No.: 11

Match Statistics

경기 통계

Match Duration: 1h 22m

Spectators: 350

P3

PAK vs JPN


0 3


| Teams | Sets         | 1   | 2   | 3   | Total  |
|-------|--------------|-----|-----|-----|--------|
| PAK   | 0            | 23  | 23  | 23  | 69     |
| JPN   | 3            | 25  | 25  | 25  | 75     |
|       | Playing Time | 25m | 26m | 25m | 1h 16m |


First Referee: LEE Kwanghun (KOR)

Second Referee: ALATEEQ Abdullatif Hamoud M (KSA)

JPN - Japan

| Non-Scoring Dig  | Rk                 | No | Name                | Digs             | Faults | Receptions | Total Attempts | Avg by Set |  |
|--|--------------------|----|---------------------|------------------|--------|------------|----------------|------------|--|
|  | 1                  | 17 | NAGANO Takeshi      | 1                | 4      | 7          | 12             | 0.33       |  |
|  | 1                  | 13 | FUKATSU Hideomi     | 1                | 2      | 6          | 9              | 0.33       |  |
|  | 1                  | 14 | ISHIKAWA Yuki       | 1                | 1      | 2          | 4              | 0.33       |  |
|  | 1                  | 18 | YONEYAMA Yuta       | 1                | 2      | -          | 3              | 0.33       |  |
|  | 5                  | 7  | KOSHIKAWA Yu        | -                | 1      | 6          | 7              | 0.00       |  |
|  | 5                  | 8  | TSUBAKIYAMA Ryosuke | -                | 1      | 3          | 4              | 0.00       |  |
|  | 5                  | 12 | YAMAUCHI Akihiro    | -                | 1      | 1          | 2              | 0.00       |  |
|  | 5                  | 16 | DEKITA Takashi      | -                | -      | 1          | 1              | 0.00       |  |
|  | 5                  | 19 | FUSHIMI Yamato      | -                | -      | 1          | 1              | 0.00       |  |
|  |                    | 1  |                     | SHIMIZU Kunihiro | -      | -          | -              | -          |  |
|  |                    | 6  |                     | UCHIYAMA Shohei  | -      | -          | -              | -          |  |
|  | 11                 |    | YANAGIDA Masahiro   | -                | -      | -          | -              |            |  |
|  | <b>Team Totals</b> |    |                     | 4                | 12     | 27         | 43             | 1.33       |  |

| Non-Scoring Set   | Rk                 | No | Name                | Running Sets      | Faults | Still Sets | Total Attempts | Avg by Set |  |
|---|--------------------|----|---------------------|-------------------|--------|------------|----------------|------------|--|
|  | 1                  | 13 | FUKATSU Hideomi     | 34                | -      | 33         | 67             | 11.33      |  |
|   | 2                  | 17 | NAGANO Takeshi      | 2                 | -      | 3          | 5              | 0.67       |  |
|   | 3                  | 8  | TSUBAKIYAMA Ryosuke | 1                 | -      | 1          | 2              | 0.33       |  |
|   | 3                  | 18 | YONEYAMA Yuta       | 1                 | -      | 1          | 2              | 0.33       |  |
|   | 5                  | 7  | KOSHIKAWA Yu        | -                 | -      | 2          | 2              | 0.00       |  |
|   |                    | 1  |                     | SHIMIZU Kunihiro  | -      | -          | -              | -          |  |
|   |                    | 6  |                     | UCHIYAMA Shohei   | -      | -          | -              | -          |  |
|   |                    | 11 |                     | YANAGIDA Masahiro | -      | -          | -              | -          |  |
|   |                    | 12 |                     | YAMAUCHI Akihiro  | -      | -          | -              | -          |  |
|   |                    | 14 |                     | ISHIKAWA Yuki     | -      | -          | -              | -          |  |
|   |                    | 16 |                     | DEKITA Takashi    | -      | -          | -              | -          |  |
|   | 19                 |    | FUSHIMI Yamato      | -                 | -      | -          | -              |            |  |
|   | <b>Team Totals</b> |    |                     | 38                |        | 40         | 78             | 12.67      |  |

| Non-Scoring Reception  | Rk                 | No | Name            | Excellents          | Faults | Serve Receptions | Total Attempts | Succ % |  |
|--|--------------------|----|-----------------|---------------------|--------|------------------|----------------|--------|--|
|  | 1                  | 17 | NAGANO Takeshi  | 16                  | 1      | 5                | 22             | 72.73  |  |
|  |                    | 14 | ISHIKAWA Yuki   | 6                   | 2      | 7                | 15             |        |  |
|  |                    | 18 | YONEYAMA Yuta   | 5                   | 3      | 5                | 13             |        |  |
|  |                    | 7  | KOSHIKAWA Yu    | 4                   | -      | 3                | 7              |        |  |
|  |                    | 13 | FUKATSU Hideomi | -                   | -      | 1                | 1              |        |  |
|  |                    | 1  |                 | SHIMIZU Kunihiro    | -      | -                | -              | -      |  |
|  |                    | 6  |                 | UCHIYAMA Shohei     | -      | -                | -              | -      |  |
|  |                    | 8  |                 | TSUBAKIYAMA Ryosuke | -      | -                | -              | -      |  |
|  |                    | 11 |                 | YANAGIDA Masahiro   | -      | -                | -              | -      |  |
|  |                    | 12 |                 | YAMAUCHI Akihiro    | -      | -                | -              | -      |  |
|  |                    | 16 |                 | DEKITA Takashi      | -      | -                | -              | -      |  |
|  | 19                 |    | FUSHIMI Yamato  | -                   | -      | -                | -              |        |  |
|  | <b>Team Totals</b> |    |                 | 31                  | 6      | 21               | 58             | 53.45  |  |

| LEGEND |         | Eff% |            | Rk |      | Succ% |           |
|--------|---------|------|------------|----|------|-------|-----------|
| Avg    | Average | Eff% | Efficiency | Rk | Rank | Succ% | Success % |

Timing and Results provided by Tissot



TUE 23 SEP 2014

Start Time: 18:00 / End Time: 19:00

Match No.: 12

Match Statistics

경기 통계

Match Duration: 1h 00m

Spectators: 380

P3

CHN vs TKM


3 0

| Teams | Sets         | 1   | 2   | 3   | Total |
|-------|--------------|-----|-----|-----|-------|
| CHN   | 3            | 25  | 25  | 25  | 75    |
| TKM   | 0            | 15  | 8   | 10  | 33    |
|       | Playing Time | 20m | 17m | 17m | 54m   |


First Referee: KIM Jongheun (KOR)

Second Referee: INDO Tomokazu (JPN)


CHN - China

| Scoring Spike   |
|---|
|  |
| Limit   |
| 15.00%  |

| Rk          | No | Name           | Spikes | Faults | Shots | Total Attempts | Eff % |
|-------------|----|----------------|--------|--------|-------|----------------|-------|
| 1           | 7  | ZHONG Weijun   | 10     | 2      | 4     | 16             | 50.00 |
| 2           | 13 | KOU Zhichao    | 4      | 1      | 3     | 8              | 37.50 |
|             | 3  | YUAN Zhi       | 4      | -      | 3     | 7              |       |
|             | 4  | ZHANG Chen     | 3      | -      | 3     | 6              |       |
|             | 11 | GENG Xin       | 6      | -      | -     | 6              |       |
|             | 18 | JI Daoshuai    | 1      | -      | 2     | 3              |       |
|             | 8  | CUI Jianjun    | -      | 1      | 1     | 2              |       |
|             | 6  | LIANG Chunlong | 1      | -      | -     | 1              |       |
|             | 14 | XU Jingtao     | 1      | -      | -     | 1              |       |
|             | 15 | LI Runming     | -      | -      | -     | -              |       |
|             | 16 | REN Qi         | -      | -      | -     | -              |       |
|             | 22 | MAO Tianyi     | -      | -      | -     | -              |       |
| Team Totals |    |                | 30     | 4      | 16    | 50             | 52.00 |

| Scoring Block  |
|--|
|  |

| Rk          | No | Name           | Kill Blocks | Faults | Rebounds | Total Attempts | Avg by Set |
|-------------|----|----------------|-------------|--------|----------|----------------|------------|
| 1           | 11 | GENG Xin       | 2           | -      | 2        | 4              | 0.67       |
| 1           | 7  | ZHONG Weijun   | 2           | 2      | -        | 4              | 0.67       |
| 3           | 14 | XU Jingtao     | 1           | 1      | 1        | 3              | 0.33       |
| 3           | 15 | LI Runming     | 1           | 1      | 1        | 3              | 0.33       |
| 3           | 3  | YUAN Zhi       | 1           | 2      | -        | 3              | 0.33       |
| 3           | 13 | KOU Zhichao    | 1           | -      | 1        | 2              | 0.33       |
| 7           | 18 | JI Daoshuai    | -           | -      | 1        | 1              | 0.00       |
| 7           | 6  | LIANG Chunlong | -           | 1      | -        | 1              | 0.00       |
|             | 4  | ZHANG Chen     | -           | -      | -        | -              |            |
|             | 8  | CUI Jianjun    | -           | -      | -        | -              |            |
|             | 16 | REN Qi         | -           | -      | -        | -              |            |
|             | 22 | MAO Tianyi     | -           | -      | -        | -              |            |
| Team Totals |    |                | 8           | 7      | 6        | 21             | 2.67       |

| Scoring Service  |
|--|
|  |

| Rk          | No | Name           | Aces | Faults | Serve Hits | Total Attempts | Avg by Set |
|-------------|----|----------------|------|--------|------------|----------------|------------|
| 1           | 14 | XU Jingtao     | 3    | -      | 4          | 7              | 1.00       |
| 2           | 15 | LI Runming     | 2    | 2      | 5          | 9              | 0.67       |
| 3           | 4  | ZHANG Chen     | 1    | -      | 15         | 16             | 0.33       |
| 3           | 6  | LIANG Chunlong | 1    | 1      | 9          | 11             | 0.33       |
| 3           | 13 | KOU Zhichao    | 1    | 2      | 5          | 8              | 0.33       |
| 3           | 22 | MAO Tianyi     | 1    | -      | 3          | 4              | 0.33       |
| 3           | 3  | YUAN Zhi       | 1    | 1      | -          | 2              | 0.33       |
| 8           | 7  | ZHONG Weijun   | -    | -      | 7          | 7              | 0.00       |
| 8           | 11 | GENG Xin       | -    | 1      | 6          | 7              | 0.00       |
| 8           | 8  | CUI Jianjun    | -    | -      | 2          | 2              | 0.00       |
| 8           | 18 | JI Daoshuai    | -    | 1      | -          | 1              | 0.00       |
|             | 16 | REN Qi         | -    | -      | -          | -              |            |
| Team Totals |    |                | 10   | 8      | 56         | 74             | 3.33       |

| Team                          |
|-------------------------------|
| Opponent Errors & Team Faults |

|    |
|----|
| 27 |
|----|

Timing and Results provided by Tissot



TUE 23 SEP 2014

Start Time: 18:00 / End Time: 19:00

Match No.: 12

### Match Statistics

경기 통계

Match Duration: 1h 00m

Spectators: 380

P3

CHN vs TKM


3 0

| Teams | Sets         | 1   | 2   | 3   | Total |
|-------|--------------|-----|-----|-----|-------|
| CHN   | 3            | 25  | 25  | 25  | 75    |
| TKM   | 0            | 15  | 8   | 10  | 33    |
|       | Playing Time | 20m | 17m | 17m | 54m   |


First Referee: KIM Jongheun (KOR)

Second Referee: INDO Tomokazu (JPN)

### CHN - China

| Non-Scoring Dig  |
|--|
|  |

| Rk                 | No | Name           | Digs | Faults | Receptions | Total Attempts | Avg by Set |
|--------------------|----|----------------|------|--------|------------|----------------|------------|
| 1                  | 16 | REN Qi         | 1    | 1      | 6          | 8              | 0.33       |
| 1                  | 15 | LI Runming     | 1    | 1      | 2          | 4              | 0.33       |
| 1                  | 4  | ZHANG Chen     | 1    | 1      | 1          | 3              | 0.33       |
| 4                  | 7  | ZHONG Weijun   | -    | 2      | 4          | 6              | 0.00       |
| 4                  | 8  | CUI Jianjun    | -    | 1      | 1          | 2              | 0.00       |
| 4                  | 13 | KOU Zhichao    | -    | 1      | 1          | 2              | 0.00       |
| 4                  | 6  | LIANG Chunlong | -    | -      | 1          | 1              | 0.00       |
| 4                  | 11 | GENG Xin       | -    | -      | 1          | 1              | 0.00       |
| 4                  | 14 | XU Jingtao     | -    | -      | 1          | 1              | 0.00       |
| 4                  | 22 | MAO Tianyi     | -    | -      | 1          | 1              | 0.00       |
|                    | 3  | YUAN Zhi       | -    | -      | -          | -              | -          |
|                    | 18 | JI Daoshuai    | -    | -      | -          | -              | -          |
| <b>Team Totals</b> |    |                | 3    | 7      | 19         | 29             | 1.00       |

| Non-Scoring Set   |
|---|
|  |

| Rk                 | No | Name           | Running Sets | Faults | Still Sets | Total Attempts | Avg by Set |
|--------------------|----|----------------|--------------|--------|------------|----------------|------------|
| 1                  | 15 | LI Runming     | 18           | -      | 12         | 30             | 6.00       |
| 2                  | 22 | MAO Tianyi     | 3            | -      | 2          | 5              | 1.00       |
| 3                  | 16 | REN Qi         | 2            | -      | 3          | 5              | 0.67       |
| 4                  | 7  | ZHONG Weijun   | 1            | -      | -          | 1              | 0.33       |
| 4                  | 13 | KOU Zhichao    | 1            | -      | -          | 1              | 0.33       |
| 4                  | 14 | XU Jingtao     | 1            | -      | -          | 1              | 0.33       |
| 7                  | 4  | ZHANG Chen     | -            | -      | 1          | 1              | 0.00       |
| 7                  | 8  | CUI Jianjun    | -            | -      | 1          | 1              | 0.00       |
| 7                  | 6  | LIANG Chunlong | -            | 1      | -          | 1              | 0.00       |
|                    | 3  | YUAN Zhi       | -            | -      | -          | -              | -          |
|                    | 11 | GENG Xin       | -            | -      | -          | -              | -          |
|                    | 18 | JI Daoshuai    | -            | -      | -          | -              | -          |
| <b>Team Totals</b> |    |                | 26           | 1      | 19         | 46             | 8.67       |

| Non-Scoring Reception  |
|--|
|  |
| <b>Limit</b>   |
| <b>25.00%</b>  |

| Rk                 | No | Name           | Excellents | Faults | Serve Receptions | Total Attempts | Succ % |
|--------------------|----|----------------|------------|--------|------------------|----------------|--------|
| 1                  | 4  | ZHANG Chen     | 6          | -      | 8                | 14             | 42.86  |
|                    | 16 | REN Qi         | 3          | -      | 2                | 5              |        |
|                    | 7  | ZHONG Weijun   | 1          | -      | 2                | 3              |        |
|                    | 8  | CUI Jianjun    | 2          | -      | 1                | 3              |        |
|                    | 18 | JI Daoshuai    | 1          | -      | 1                | 2              |        |
|                    | 15 | LI Runming     | 1          | -      | -                | 1              |        |
|                    | 3  | YUAN Zhi       | -          | -      | -                | -              |        |
|                    | 6  | LIANG Chunlong | -          | -      | -                | -              |        |
|                    | 11 | GENG Xin       | -          | -      | -                | -              |        |
|                    | 13 | KOU Zhichao    | -          | -      | -                | -              |        |
|                    | 14 | XU Jingtao     | -          | -      | -                | -              |        |
|                    | 22 | MAO Tianyi     | -          | -      | -                | -              |        |
| <b>Team Totals</b> |    |                | 14         |        | 14               | 28             | 50.00  |

Timing and Results provided by Tissot





TUE 23 SEP 2014

Start Time: 18:00 / End Time: 19:00

Match No.: 12

Match Statistics

경기 통계

Match Duration: 1h 00m

Spectators: 380

P3

CHN vs TKM


3 0

| Teams | Sets         | 1   | 2   | 3   | Total |
|-------|--------------|-----|-----|-----|-------|
| CHN   | 3            | 25  | 25  | 25  | 75    |
| TKM   | 0            | 15  | 8   | 10  | 33    |
|       | Playing Time | 20m | 17m | 17m | 54m   |


First Referee: KIM Jongheun (KOR)

Second Referee: INDO Tomokazu (JPN)


TKM - Turkmenistan

| Scoring Spike   |
|---|
|  |
| Limit   |
| 15.00%  |

| Rk                 | No | Name                         | Spikes | Faults | Shots | Total Attempts | Eff % |
|--------------------|----|------------------------------|--------|--------|-------|----------------|-------|
|                    | 1  | GYLYCHDURDYEV Gurbanmuhammet | 3      | 4      | 3     | 10             |       |
|                    | 9  | NURYYEV Davut                | 6      | 8      | 3     | 17             |       |
|                    | 8  | NURYYEV Didar                | 2      | 4      | 3     | 9              |       |
|                    | 6  | NURYYEV Dovletgeldi          | 2      | 5      | 3     | 10             |       |
|                    | 3  | ROZMETOV Bahram              | 2      | -      | 3     | 5              |       |
|                    | 7  | MASSAROV Mekan               | 2      | 2      | -     | 4              |       |
|                    | 11 | MYRATGELDIYEV Begli          | 1      | 2      | -     | 3              |       |
|                    | 4  | GURBANOV Yusup               | 1      | -      | 1     | 2              |       |
|                    | 5  | AZIMOV Merdan                | -      | -      | 2     | 2              |       |
|                    | 10 | ARTYKOV Ruslan               | -      | -      | 1     | 1              |       |
|                    | 12 | GAYYPOV Ezizmyrat            | 1      | -      | -     | 1              |       |
|                    | 2  | TACHGELDIYEV Berdimammet     | -      | -      | -     | -              |       |
| <b>Team Totals</b> |    |                              | 20     | 25     | 19    | 64             |       |

| Scoring Block   |
|---|
|  |

| Rk                 | No | Name                         | Kill Blocks | Faults | Rebounds | Total Attempts | Avg by Set |
|--------------------|----|------------------------------|-------------|--------|----------|----------------|------------|
| 1                  | 3  | ROZMETOV Bahram              | 1           | 1      | 4        | 6              | 0.33       |
| 1                  | 7  | MASSAROV Mekan               | 1           | -      | 1        | 2              | 0.33       |
| 3                  | 1  | GYLYCHDURDYEV Gurbanmuhammet | -           | -      | 1        | 1              | 0.00       |
| 3                  | 6  | NURYYEV Dovletgeldi          | -           | -      | 1        | 1              | 0.00       |
| 3                  | 4  | GURBANOV Yusup               | -           | 1      | -        | 1              | 0.00       |
| 3                  | 10 | ARTYKOV Ruslan               | -           | 1      | -        | 1              | 0.00       |
|                    | 2  | TACHGELDIYEV Berdimammet     | -           | -      | -        | -              |            |
|                    | 5  | AZIMOV Merdan                | -           | -      | -        | -              |            |
|                    | 8  | NURYYEV Didar                | -           | -      | -        | -              |            |
|                    | 9  | NURYYEV Davut                | -           | -      | -        | -              |            |
|                    | 11 | MYRATGELDIYEV Begli          | -           | -      | -        | -              |            |
|                    | 12 | GAYYPOV Ezizmyrat            | -           | -      | -        | -              |            |
| <b>Team Totals</b> |    |                              | 2           | 3      | 7        | 12             | 0.67       |

| Scoring Service   |
|---|
|  |

| Rk                 | No | Name                         | Aces | Faults | Serve Hits | Total Attempts | Avg by Set |
|--------------------|----|------------------------------|------|--------|------------|----------------|------------|
| 1                  | 1  | GYLYCHDURDYEV Gurbanmuhammet | -    | -      | 7          | 7              | 0.00       |
| 1                  | 9  | NURYYEV Davut                | -    | 1      | 6          | 7              | 0.00       |
| 1                  | 3  | ROZMETOV Bahram              | -    | 1      | 3          | 4              | 0.00       |
| 1                  | 10 | ARTYKOV Ruslan               | -    | 2      | 2          | 4              | 0.00       |
| 1                  | 6  | NURYYEV Dovletgeldi          | -    | -      | 3          | 3              | 0.00       |
| 1                  | 12 | GAYYPOV Ezizmyrat            | -    | 1      | 2          | 3              | 0.00       |
| 1                  | 5  | AZIMOV Merdan                | -    | -      | 2          | 2              | 0.00       |
| 1                  | 7  | MASSAROV Mekan               | -    | -      | 1          | 1              | 0.00       |
| 1                  | 8  | NURYYEV Didar                | -    | -      | 1          | 1              | 0.00       |
| 1                  | 11 | MYRATGELDIYEV Begli          | -    | -      | 1          | 1              | 0.00       |
| 1                  | 4  | GURBANOV Yusup               | -    | 1      | -          | 1              | 0.00       |
|                    | 2  | TACHGELDIYEV Berdimammet     | -    | -      | -          | -              |            |
| <b>Team Totals</b> |    |                              |      | 6      | 28         | 34             | 0.00       |

| Team                          |
|-------------------------------|
| Opponent Errors & Team Faults |

|    |   |
|----|---|
| 11 | 1 |
|----|---|

Timing and Results provided by Tissot



TUE 23 SEP 2014

Start Time: 18:00 / End Time: 19:00

Match No.: 12

Match Statistics

경기 통계

Match Duration: 1h 00m

Spectators: 380

P3

CHN vs TKM


3 0

| Teams | Sets         | 1   | 2   | 3   | Total |
|-------|--------------|-----|-----|-----|-------|
| CHN   | 3            | 25  | 25  | 25  | 75    |
| TKM   | 0            | 15  | 8   | 10  | 33    |
|       | Playing Time | 20m | 17m | 17m | 54m   |


First Referee: KIM Jongheun (KOR)

Second Referee: INDO Tomokazu (JPN)

TKM - Turkmenistan

| Non-Scoring Dig  |
|--|
|  |

| Rk                 | No | Name                         | Digs | Faults | Receptions | Total Attempts | Avg by Set |
|--------------------|----|------------------------------|------|--------|------------|----------------|------------|
| 1                  | 10 | ARTYKOV Ruslan               | 1    | -      | 6          | 7              | 0.33       |
| 1                  | 9  | NURYEV Davut                 | 1    | 2      | 2          | 5              | 0.33       |
| 3                  | 2  | TACHGELDIYEV Berdimammet     | -    | 2      | 4          | 6              | 0.00       |
| 3                  | 6  | NURYEV Dovletgeldi           | -    | -      | 2          | 2              | 0.00       |
| 3                  | 8  | NURYEV Didar                 | -    | -      | 2          | 2              | 0.00       |
| 3                  | 7  | MASSAROV Mekan               | -    | 1      | 1          | 2              | 0.00       |
| 3                  | 1  | GYLYCHDURDYEV Gurbanmuhammet | -    | -      | 1          | 1              | 0.00       |
| 3                  | 3  | ROZMETOV Bahram              | -    | -      | 1          | 1              | 0.00       |
| 3                  | 5  | AZIMOV Merdan                | -    | -      | 1          | 1              | 0.00       |
|                    | 4  | GURBANOV Yusup               | -    | -      | -          | -              | -          |
|                    | 11 | MYRATGELDIYEV Begli          | -    | -      | -          | -              | -          |
|                    | 12 | GAYYPOV Ezizmyrat            | -    | -      | -          | -              | -          |
| <b>Team Totals</b> |    |                              | 2    | 5      | 20         | 27             | 0.67       |

| Non-Scoring Set   |
|---|
|  |

| Rk                 | No | Name                         | Running Sets | Faults | Still Sets | Total Attempts | Avg by Set |
|--------------------|----|------------------------------|--------------|--------|------------|----------------|------------|
| 1                  | 10 | ARTYKOV Ruslan               | 16           | 1      | 26         | 43             | 5.33       |
| 2                  | 2  | TACHGELDIYEV Berdimammet     | 2            | -      | 2          | 4              | 0.67       |
| 3                  | 1  | GYLYCHDURDYEV Gurbanmuhammet | 1            | -      | 2          | 3              | 0.33       |
| 4                  | 12 | GAYYPOV Ezizmyrat            | -            | 2      | 5          | 7              | 0.00       |
| 4                  | 3  | ROZMETOV Bahram              | -            | -      | 2          | 2              | 0.00       |
| 4                  | 6  | NURYEV Dovletgeldi           | -            | -      | 2          | 2              | 0.00       |
| 4                  | 9  | NURYEV Davut                 | -            | -      | 1          | 1              | 0.00       |
|                    | 4  | GURBANOV Yusup               | -            | -      | -          | -              | -          |
|                    | 5  | AZIMOV Merdan                | -            | -      | -          | -              | -          |
|                    | 7  | MASSAROV Mekan               | -            | -      | -          | -              | -          |
|                    | 8  | NURYEV Didar                 | -            | -      | -          | -              | -          |
|                    | 11 | MYRATGELDIYEV Begli          | -            | -      | -          | -              | -          |
| <b>Team Totals</b> |    |                              | 19           | 3      | 40         | 62             | 6.33       |

| Non-Scoring Reception  |
|--|
|  |
| <b>Limit</b>   |
| <b>25.00%</b>  |

| Rk                 | No | Name                         | Excellents | Faults | Serve Receptions | Total Attempts | Succ % |
|--------------------|----|------------------------------|------------|--------|------------------|----------------|--------|
| 1                  | 5  | AZIMOV Merdan                | 5          | 1      | 4                | 10             | 50.00  |
| 2                  | 2  | TACHGELDIYEV Berdimammet     | 3          | 4      | 8                | 15             | 20.00  |
| 3                  | 4  | GURBANOV Yusup               | 1          | 3      | 3                | 7              | 14.29  |
| 4                  | 8  | NURYEV Didar                 | 1          | 1      | 8                | 10             | 10.00  |
| 5                  | 9  | NURYEV Davut                 | 1          | -      | 12               | 13             | 7.69   |
|                    | 11 | MYRATGELDIYEV Begli          | 4          | -      | 1                | 5              | -      |
|                    | 6  | NURYEV Dovletgeldi           | -          | 1      | 2                | 3              | -      |
|                    | 1  | GYLYCHDURDYEV Gurbanmuhammet | -          | -      | -                | -              | -      |
|                    | 3  | ROZMETOV Bahram              | -          | -      | -                | -              | -      |
|                    | 7  | MASSAROV Mekan               | -          | -      | -                | -              | -      |
|                    | 10 | ARTYKOV Ruslan               | -          | -      | -                | -              | -      |
|                    | 12 | GAYYPOV Ezizmyrat            | -          | -      | -                | -              | -      |
| <b>Team Totals</b> |    |                              | 15         | 10     | 38               | 63             | 23.81  |

| Avg     | Eff%       | Rk   | Succ%     |
|---------|------------|------|-----------|
| Average | Efficiency | Rank | Success % |

Timing and Results provided by Tissot



## Results Table - Preliminary Round

결과표 - 조별리그

As of TUE 23 SEP 2014 at 19:05

P4

| Pool A |             |            |       | Points per Set |         |         |   |   | Total Points | Match Duration | Spectators |
|--------|-------------|------------|-------|----------------|---------|---------|---|---|--------------|----------------|------------|
| Match  | Date        | Teams      | Sets  | 1              | 2       | 3       | 4 | 5 |              |                |            |
| 2      | 20 SEP 2014 | KOR vs KAZ | 3 - 0 | 25 - 16        | 25 - 21 | 25 - 23 |   |   | 75 - 60      | 1h 18m         | 4,000      |
| 4      | 21 SEP 2014 | TPE vs QAT | 0 - 3 | 21 - 25        | 17 - 25 | 21 - 25 |   |   | 59 - 75      | 1h 15m         | 290        |
| 10     | 23 SEP 2014 | KAZ vs QAT | 0 - 3 | 23 - 25        | 22 - 25 | 21 - 25 |   |   | 66 - 75      | 1h 24m         | 230        |
| 15     | 24 SEP 2014 | KOR vs TPE |       |                |         |         |   |   |              |                |            |
| 19     | 26 SEP 2014 | TPE vs KAZ |       |                |         |         |   |   |              |                |            |
| 24     | 27 SEP 2014 | KOR vs QAT |       |                |         |         |   |   |              |                |            |

| Pool B |             |            |       | Points per Set |         |         |   |   | Total Points | Match Duration | Spectators |
|--------|-------------|------------|-------|----------------|---------|---------|---|---|--------------|----------------|------------|
| Match  | Date        | Teams      | Sets  | 1              | 2       | 3       | 4 | 5 |              |                |            |
| 1      | 20 SEP 2014 | PAK vs KUW | 0 - 3 | 22 - 25        | 21 - 25 | 16 - 25 |   |   | 59 - 75      | 1h 24m         | 1,000      |
| 5      | 21 SEP 2014 | JPN vs KSA | 3 - 0 | 25 - 15        | 25 - 14 | 25 - 12 |   |   | 75 - 41      | 1h 09m         | 280        |
| 7      | 22 SEP 2014 | KUW vs KSA | 3 - 0 | 27 - 25        | 25 - 23 | 25 - 20 |   |   | 77 - 68      | 1h 34m         | 1,000      |
| 11     | 23 SEP 2014 | PAK vs JPN | 0 - 3 | 23 - 25        | 23 - 25 | 23 - 25 |   |   | 69 - 75      | 1h 22m         | 367        |
| 16     | 25 SEP 2014 | JPN vs KUW |       |                |         |         |   |   |              |                |            |
| 21     | 26 SEP 2014 | KSA vs PAK |       |                |         |         |   |   |              |                |            |

| Pool C |             |            |       | Points per Set |         |         |         |   | Total Points | Match Duration | Spectators |
|--------|-------------|------------|-------|----------------|---------|---------|---------|---|--------------|----------------|------------|
| Match  | Date        | Teams      | Sets  | 1              | 2       | 3       | 4       | 5 |              |                |            |
| 3      | 20 SEP 2014 | IND vs HKG | 3 - 1 | 23 - 25        | 25 - 18 | 25 - 16 | 25 - 21 |   | 98 - 80      | 1h 39m         | 210        |
| 8      | 22 SEP 2014 | MDV vs HKG | 0 - 3 | 19 - 25        | 22 - 25 | 18 - 25 |         |   | 59 - 75      | 1h 14m         | 300        |
| 13     | 24 SEP 2014 | IND vs MDV |       |                |         |         |         |   |              |                |            |
| 17     | 25 SEP 2014 | HKG vs IRI |       |                |         |         |         |   |              |                |            |
| 20     | 26 SEP 2014 | IRI vs IND |       |                |         |         |         |   |              |                |            |
| 23     | 27 SEP 2014 | IRI vs MDV |       |                |         |         |         |   |              |                |            |

| Pool D |             |            |       | Points per Set |         |         |   |   | Total Points | Match Duration | Spectators |
|--------|-------------|------------|-------|----------------|---------|---------|---|---|--------------|----------------|------------|
| Match  | Date        | Teams      | Sets  | 1              | 2       | 3       | 4 | 5 |              |                |            |
| 6      | 21 SEP 2014 | MYA vs CHN | 0 - 3 | 11 - 25        | 12 - 25 | 18 - 25 |   |   | 41 - 75      | 1h 05m         | 350        |
| 9      | 22 SEP 2014 | THA vs TKM | 3 - 0 | 25 - 22        | 25 - 16 | 25 - 17 |   |   | 75 - 55      | 1h 14m         | 300        |
| 12     | 23 SEP 2014 | CHN vs TKM | 3 - 0 | 25 - 15        | 25 - 8  | 25 - 10 |   |   | 75 - 33      | 1h 01m         | 380        |
| 14     | 24 SEP 2014 | MYA vs THA |       |                |         |         |   |   |              |                |            |
| 18     | 25 SEP 2014 | THA vs CHN |       |                |         |         |   |   |              |                |            |
| 22     | 27 SEP 2014 | TKM vs MYA |       |                |         |         |   |   |              |                |            |

| Statistics of     | Average match duration | Average spectators | Total spectators |
|-------------------|------------------------|--------------------|------------------|
| Preliminary Round | 6m                     | 57                 | 8,707            |

| Pool A |      |                |         |     |      |                 |     |     |     |     |      |     |        |       |     |       |       |
|--------|------|----------------|---------|-----|------|-----------------|-----|-----|-----|-----|------|-----|--------|-------|-----|-------|-------|
| Rank   | Team | Ranking Points | Matches |     |      | Results Details |     |     |     |     | Sets |     | Points |       |     |       |       |
|        |      |                | Played  | Won | Lost | 3-0             | 3-1 | 3-2 | 2-3 | 1-3 | 0-3  | Won | Lost   | Ratio | Won | Lost  | Ratio |
| 1      | QAT  | 6              | 2       | 2   | 0    | 2               |     |     |     |     |      | 6   | 0      | MAX   | 150 | 125   | 1.200 |
| 2      | KOR  | 3              | 1       | 1   | 0    | 1               |     |     |     |     |      | 3   | 0      | MAX   | 75  | 60    | 1.250 |
| 3      | KAZ  | 0              | 2       | 0   | 2    |                 |     |     |     |     | 2    | 0   | 0.000  | 126   | 150 | 0.840 |       |
| 4      | TPE  | 0              | 1       | 0   | 1    |                 |     |     |     |     | 1    | 0   | 0.000  | 59    | 75  | 0.787 |       |

| Pool B |      |                |         |     |      |                 |     |     |     |     |      |     |        |       |     |       |       |
|--------|------|----------------|---------|-----|------|-----------------|-----|-----|-----|-----|------|-----|--------|-------|-----|-------|-------|
| Rank   | Team | Ranking Points | Matches |     |      | Results Details |     |     |     |     | Sets |     | Points |       |     |       |       |
|        |      |                | Played  | Won | Lost | 3-0             | 3-1 | 3-2 | 2-3 | 1-3 | 0-3  | Won | Lost   | Ratio | Won | Lost  | Ratio |
| 1      | JPN  | 6              | 2       | 2   | 0    | 2               |     |     |     |     |      | 6   | 0      | MAX   | 150 | 110   | 1.364 |
| 2      | KUW  | 6              | 2       | 2   | 0    | 2               |     |     |     |     |      | 6   | 0      | MAX   | 152 | 127   | 1.197 |
| 3      | PAK  | 0              | 2       | 0   | 2    |                 |     |     |     |     | 2    | 0   | 0.000  | 128   | 150 | 0.853 |       |
| 4      | KSA  | 0              | 2       | 0   | 2    |                 |     |     |     |     | 2    | 0   | 0.000  | 109   | 152 | 0.717 |       |

| Pool C |      |                |         |     |      |                 |     |     |     |     |      |     |        |       |     |       |       |
|--------|------|----------------|---------|-----|------|-----------------|-----|-----|-----|-----|------|-----|--------|-------|-----|-------|-------|
| Rank   | Team | Ranking Points | Matches |     |      | Results Details |     |     |     |     | Sets |     | Points |       |     |       |       |
|        |      |                | Played  | Won | Lost | 3-0             | 3-1 | 3-2 | 2-3 | 1-3 | 0-3  | Won | Lost   | Ratio | Won | Lost  | Ratio |
| 1      | IND  | 3              | 1       | 1   | 0    |                 | 1   |     |     |     |      | 3   | 1      | 3.000 | 98  | 80    | 1.225 |
| 2      | HKG  | 3              | 2       | 1   | 1    | 1               |     |     |     | 1   |      | 4   | 3      | 1.333 | 155 | 157   | 0.987 |
| 3      | MDV  | 0              | 1       | 0   | 1    |                 |     |     |     |     | 1    | 0   | 0.000  | 59    | 75  | 0.787 |       |
|        | IRI  |                |         |     |      |                 |     |     |     |     |      |     |        |       |     |       |       |

Timing and Results provided by Tissot



## Results Table - Preliminary Round

결과표 - 조별리그

As of TUE 23 SEP 2014 at 19:05

| Pool D |      |                |         |     |      |                 |     |     |     |     |     |      |       |       |        |       |       |
|--------|------|----------------|---------|-----|------|-----------------|-----|-----|-----|-----|-----|------|-------|-------|--------|-------|-------|
| Rank   | Team | Ranking Points | Matches |     |      | Results Details |     |     |     |     |     | Sets |       |       | Points |       |       |
|        |      |                | Played  | Won | Lost | 3-0             | 3-1 | 3-2 | 2-3 | 1-3 | 0-3 | Won  | Lost  | Ratio | Won    | Lost  | Ratio |
| 1      | CHN  | 6              | 2       | 2   | 0    | 2               |     |     |     |     |     | 6    | 0     | MAX   | 150    | 74    | 2.027 |
| 2      | THA  | 3              | 1       | 1   | 0    | 1               |     |     |     |     |     | 3    | 0     | MAX   | 75     | 55    | 1.364 |
| 3      | TKM  | 0              | 2       | 0   | 2    |                 |     |     |     |     | 2   | 0    | 0.000 | 88    | 150    | 0.587 |       |
| 4      | MYA  | 0              | 1       | 0   | 1    |                 |     |     |     |     | 1   | 0    | 0.000 | 41    | 75     | 0.547 |       |

**LEGEND**

**MAX** Ratio with no points or sets lost      **Ratio** Ratio of points or sets won/lost

Timing and Results provided by Tissot





### Cumulative Statistics by Skills


스킬별 누적통계

CHN - China

AFTER 2 MATCHES

| Scoring Spike   | No                 | Name           | Spikes | Faults | Shots | Total Attempts | Eff % |
|---|--------------------|----------------|--------|--------|-------|----------------|-------|
|  | 3                  | YUAN Zhi       | 9      | 2      | 4     | 15             | 46.67 |
|   | 4                  | ZHANG Chen     | 9      | -      | 5     | 14             | 64.29 |
|   | 6                  | LIANG Chunlong | 4      | 1      | -     | 5              | 60.00 |
|   | 7                  | ZHONG Weijun   | 13     | 2      | 6     | 21             | 52.38 |
|   | 8                  | CUI Jianjun    | 2      | 2      | 2     | 6              | 0.00  |
|   | 11                 | GENG Xin       | 10     | -      | 1     | 11             | 90.91 |
|   | 13                 | KOU Zhichao    | 9      | 2      | 6     | 17             | 41.18 |
|   | 14                 | XU Jingtao     | 5      | 1      | 2     | 8              | 50.00 |
|   | 15                 | LI Runming     | -      | -      | -     | -              | 0.00  |
|   | 16                 | REN Qi         | -      | -      | -     | -              | 0.00  |
|   | 18                 | JI Daoshuai    | 6      | 1      | 7     | 14             | 35.71 |
|   | 22                 | MAO Tianyi     | -      | -      | -     | -              | 0.00  |
|   | <b>Team Totals</b> |                |        | 67     | 11    | 33             | 111   |

| Scoring Block  | No                 | Name           | Kill Blocks | Faults | Rebounds | Total Attempts | Avg by Set |
|--|--------------------|----------------|-------------|--------|----------|----------------|------------|
|  | 3                  | YUAN Zhi       | 1           | 2      | -        | 3              | 0.17       |
|  | 4                  | ZHANG Chen     | -           | 1      | 1        | 2              | 0.00       |
|  | 6                  | LIANG Chunlong | 2           | 3      | 1        | 6              | 0.33       |
|  | 7                  | ZHONG Weijun   | 2           | 2      | 2        | 6              | 0.33       |
|  | 8                  | CUI Jianjun    | -           | -      | -        | -              | 0.00       |
|  | 11                 | GENG Xin       | 5           | 1      | 6        | 12             | 0.83       |
|  | 13                 | KOU Zhichao    | 2           | 2      | 1        | 5              | 0.33       |
|  | 14                 | XU Jingtao     | 4           | 4      | 1        | 9              | 0.67       |
|  | 15                 | LI Runming     | 1           | 2      | 1        | 4              | 0.17       |
|  | 16                 | REN Qi         | -           | -      | -        | -              | 0.00       |
|  | 18                 | JI Daoshuai    | -           | 1      | 1        | 2              | 0.00       |
|  | 22                 | MAO Tianyi     | 1           | -      | 2        | 3              | 0.17       |
|  | <b>Team Totals</b> |                |             | 18     | 18       | 16             | 52         |

| Scoring Service  | No                 | Name           | Aces | Faults | Serve Hits | Total Attempts | Avg by Set |
|--|--------------------|----------------|------|--------|------------|----------------|------------|
|  | 3                  | YUAN Zhi       | 3    | 2      | 6          | 11             | 0.50       |
|  | 4                  | ZHANG Chen     | 2    | -      | 23         | 25             | 0.33       |
|  | 6                  | LIANG Chunlong | 1    | 2      | 21         | 24             | 0.17       |
|  | 7                  | ZHONG Weijun   | -    | 1      | 14         | 15             | 0.00       |
|  | 8                  | CUI Jianjun    | 1    | 1      | 4          | 6              | 0.17       |
|  | 11                 | GENG Xin       | -    | 1      | 8          | 9              | 0.00       |
|  | 13                 | KOU Zhichao    | 3    | 4      | 17         | 24             | 0.50       |
|  | 14                 | XU Jingtao     | 3    | -      | 7          | 10             | 0.50       |
|  | 15                 | LI Runming     | 2    | 2      | 7          | 11             | 0.33       |
|  | 16                 | REN Qi         | -    | -      | -          | -              | 0.00       |
|  | 18                 | JI Daoshuai    | -    | 3      | 1          | 4              | 0.00       |
|  | 22                 | MAO Tianyi     | 1    | -      | 6          | 7              | 0.17       |
|  | <b>Team Totals</b> |                |      | 16     | 16         | 114            | 146        |

|             |  |    |   |
|-------------|--|----|---|
| <b>Team</b> | <b>Opponent Errors &amp; Team Faults</b> | 49 | 1 |
|-------------|--|----|---|





## Cumulative Statistics by Skills


스킬별 누적통계

CHN - China

AFTER 2 MATCHES

| Non-Scoring Dig  | No | Name           | Digs | Faults | Receptions | Total Attempts | Avg by Set |
|--|----|----------------|------|--------|------------|----------------|------------|
|  | 3  | YUAN Zhi       | -    | -      | 2          | 2              | 0.00       |
|  | 4  | ZHANG Chen     | 1    | 1      | 4          | 6              | 0.17       |
|  | 6  | LIANG Chunlong | -    | -      | 3          | 3              | 0.00       |
|  | 7  | ZHONG Weijun   | -    | 2      | 6          | 8              | 0.00       |
|  | 8  | CUI Jianjun    | -    | 1      | 3          | 4              | 0.00       |
|  | 11 | GENG Xin       | -    | 1      | 1          | 2              | 0.00       |
|  | 13 | KOU Zhichao    | -    | 1      | 2          | 3              | 0.00       |
|  | 14 | XU Jingtao     | -    | -      | 2          | 2              | 0.00       |
|  | 15 | LI Runming     | 1    | 2      | 6          | 9              | 0.17       |
|  | 16 | REN Qi         | 1    | 2      | 11         | 14             | 0.17       |
|  | 18 | JI Daoshuai    | -    | 1      | 2          | 3              | 0.00       |
|  | 22 | MAO Tianyi     | 1    | 1      | 1          | 3              | 0.17       |
| <b>Team Totals</b>   |    |                | 4    | 12     | 43         | 59             | 0.67       |

| Non-Scoring Set   | No | Name           | Running Sets | Faults | Still Sets | Total Attempts | Avg by Set |
|---|----|----------------|--------------|--------|------------|----------------|------------|
|  | 3  | YUAN Zhi       | -            | -      | -          | -              | 0.00       |
|   | 4  | ZHANG Chen     | -            | -      | 1          | 1              | 0.00       |
|   | 6  | LIANG Chunlong | -            | 1      | -          | 1              | 0.00       |
|   | 7  | ZHONG Weijun   | 1            | -      | -          | 1              | 0.17       |
|   | 8  | CUI Jianjun    | -            | -      | 3          | 3              | 0.00       |
|   | 11 | GENG Xin       | 1            | -      | -          | 1              | 0.17       |
|   | 13 | KOU Zhichao    | 1            | -      | -          | 1              | 0.17       |
|   | 14 | XU Jingtao     | 1            | -      | -          | 1              | 0.17       |
|   | 15 | LI Runming     | 31           | -      | 18         | 49             | 5.17       |
|   | 16 | REN Qi         | 4            | -      | 3          | 7              | 0.67       |
|   | 18 | JI Daoshuai    | -            | -      | -          | -              | 0.00       |
|   | 22 | MAO Tianyi     | 21           | -      | 16         | 37             | 3.50       |
| <b>Team Totals</b>  |    |                | 60           | 1      | 41         | 102            | 10.00      |

| Non-Scoring Reception  | No | Name           | Excellents | Faults | Serve Receptions | Total Attempts | Succ % |
|--|----|----------------|------------|--------|------------------|----------------|--------|
|  | 3  | YUAN Zhi       | -          | -      | -                | -              | 0.00   |
|  | 4  | ZHANG Chen     | 11         | 1      | 12               | 24             | 45.83  |
|  | 6  | LIANG Chunlong | -          | -      | -                | -              | 0.00   |
|  | 7  | ZHONG Weijun   | 3          | 1      | 4                | 8              | 37.50  |
|  | 8  | CUI Jianjun    | 9          | -      | 5                | 14             | 64.29  |
|  | 11 | GENG Xin       | -          | -      | -                | -              | 0.00   |
|  | 13 | KOU Zhichao    | -          | -      | -                | -              | 0.00   |
|  | 14 | XU Jingtao     | -          | -      | -                | -              | 0.00   |
|  | 15 | LI Runming     | 1          | -      | -                | 1              | 100.00 |
|  | 16 | REN Qi         | 4          | -      | 6                | 10             | 40.00  |
|  | 18 | JI Daoshuai    | 3          | 1      | 4                | 8              | 37.50  |
|  | 22 | MAO Tianyi     | -          | -      | -                | -              | 0.00   |
| <b>Team Totals</b>   |    |                | 31         | 3      | 31               | 65             | 47.69  |

| LEGEND  |            |           |  |
|---------|------------|-----------|--|
| Avg     | Eff%       | Succ%     |  |
| Average | Efficiency | Success % |  |

Timing and Results provided by Tissot





### Cumulative Statistics by Skills


스킬별 누적통계

JPN - Japan

AFTER 2 MATCHES

| Scoring Spike   | No                 | Name                | Spikes | Faults | Shots | Total Attempts | Eff % |       |
|---|--------------------|---------------------|--------|--------|-------|----------------|-------|-------|
|  | 1                  | SHIMIZU Kunihiro    | 8      | 5      | 4     | 17             | 17.65 |       |
|   | 6                  | UCHIYAMA Shohei     | -      | -      | -     | -              | 0.00  |       |
|   | 7                  | KOSHIKAWA Yu        | 23     | 2      | 11    | 36             | 58.33 |       |
|   | 8                  | TSUBAKIYAMA Ryosuke | 10     | 5      | 10    | 25             | 20.00 |       |
|   | 11                 | YANAGIDA Masahiro   | 1      | -      | 1     | 2              | 50.00 |       |
|   | 12                 | YAMAUCHI Akihiro    | 6      | -      | 4     | 10             | 60.00 |       |
|   | 13                 | FUKATSU Hideomi     | -      | -      | -     | -              | 0.00  |       |
|   | 14                 | ISHIKAWA Yuki       | 12     | 4      | 6     | 22             | 36.36 |       |
|   | 16                 | DEKITA Takashi      | 8      | 2      | 3     | 13             | 46.15 |       |
|   | 17                 | NAGANO Takeshi      | -      | -      | -     | -              | 0.00  |       |
|   | 18                 | YONEYAMA Yuta       | 7      | 1      | 4     | 12             | 50.00 |       |
|   | 19                 | FUSHIMI Yamato      | 1      | -      | 1     | 2              | 50.00 |       |
|   | <b>Team Totals</b> |                     |        | 76     | 19    | 44             | 139   | 41.01 |

| Scoring Block  | No                 | Name                | Kill Blocks | Faults | Rebounds | Total Attempts | Avg by Set |      |
|--|--------------------|---------------------|-------------|--------|----------|----------------|------------|------|
|  | 1                  | SHIMIZU Kunihiro    | 1           | 1      | 2        | 4              | 0.17       |      |
|  | 6                  | UCHIYAMA Shohei     | -           | -      | -        | -              | 0.00       |      |
|  | 7                  | KOSHIKAWA Yu        | 2           | 4      | 2        | 8              | 0.33       |      |
|  | 8                  | TSUBAKIYAMA Ryosuke | 2           | 2      | 4        | 8              | 0.33       |      |
|  | 11                 | YANAGIDA Masahiro   | -           | -      | 1        | 1              | 0.00       |      |
|  | 12                 | YAMAUCHI Akihiro    | 5           | 4      | 5        | 14             | 0.83       |      |
|  | 13                 | FUKATSU Hideomi     | 2           | 1      | 4        | 7              | 0.33       |      |
|  | 14                 | ISHIKAWA Yuki       | -           | 4      | 1        | 5              | 0.00       |      |
|  | 16                 | DEKITA Takashi      | 2           | 3      | 3        | 8              | 0.33       |      |
|  | 17                 | NAGANO Takeshi      | -           | -      | -        | -              | 0.00       |      |
|  | 18                 | YONEYAMA Yuta       | 1           | 1      | 1        | 3              | 0.17       |      |
|  | 19                 | FUSHIMI Yamato      | -           | 2      | -        | 2              | 0.00       |      |
|  | <b>Team Totals</b> |                     |             | 15     | 22       | 23             | 60         | 2.50 |

| Scoring Service  | No                 | Name                | Aces | Faults | Serve Hits | Total Attempts | Avg by Set |      |
|--|--------------------|---------------------|------|--------|------------|----------------|------------|------|
|  | 1                  | SHIMIZU Kunihiro    | 1    | 1      | 6          | 8              | 0.17       |      |
|  | 6                  | UCHIYAMA Shohei     | -    | -      | 1          | 1              | 0.00       |      |
|  | 7                  | KOSHIKAWA Yu        | 4    | 5      | 16         | 25             | 0.67       |      |
|  | 8                  | TSUBAKIYAMA Ryosuke | 1    | 2      | 11         | 14             | 0.17       |      |
|  | 11                 | YANAGIDA Masahiro   | -    | 2      | 3          | 5              | 0.00       |      |
|  | 12                 | YAMAUCHI Akihiro    | 3    | 4      | 10         | 17             | 0.50       |      |
|  | 13                 | FUKATSU Hideomi     | 1    | 2      | 26         | 29             | 0.17       |      |
|  | 14                 | ISHIKAWA Yuki       | -    | 4      | 9          | 13             | 0.00       |      |
|  | 16                 | DEKITA Takashi      | -    | -      | 20         | 20             | 0.00       |      |
|  | 17                 | NAGANO Takeshi      | -    | -      | -          | -              | 0.00       |      |
|  | 18                 | YONEYAMA Yuta       | -    | 1      | 10         | 11             | 0.00       |      |
|  | 19                 | FUSHIMI Yamato      | -    | 1      | 3          | 4              | 0.00       |      |
|  | <b>Team Totals</b> |                     |      | 10     | 22         | 115            | 147        | 1.67 |

|             |  |    |   |
|-------------|--|----|---|
| <b>Team</b> | <b>Opponent Errors &amp; Team Faults</b> | 49 | 2 |
|-------------|--|----|---|





### Cumulative Statistics by Skills


스킬별 누적통계

JPN - Japan

AFTER 2 MATCHES

| Non-Scoring Dig  | No                 | Name                | Digs | Faults | Receptions | Total Attempts | Avg by Set |
|--|--------------------|---------------------|------|--------|------------|----------------|------------|
|  | 1                  | SHIMIZU Kunihiro    | -    | -      | 3          | 3              | 0.00       |
|  | 6                  | UCHIYAMA Shohei     | -    | -      | -          | -              | 0.00       |
|  | 7                  | KOSHIKAWA Yu        | 2    | 1      | 11         | 14             | 0.33       |
|  | 8                  | TSUBAKIYAMA Ryosuke | -    | 1      | 6          | 7              | 0.00       |
|  | 11                 | YANAGIDA Masahiro   | -    | -      | 1          | 1              | 0.00       |
|  | 12                 | YAMAUCHI Akihiro    | -    | 1      | 2          | 3              | 0.00       |
|  | 13                 | FUKATSU Hideomi     | 3    | 3      | 11         | 17             | 0.50       |
|  | 14                 | ISHIKAWA Yuki       | 1    | 1      | 3          | 5              | 0.17       |
|  | 16                 | DEKITA Takashi      | -    | 1      | 1          | 2              | 0.00       |
|  | 17                 | NAGANO Takeshi      | 3    | 5      | 11         | 19             | 0.50       |
|  | 18                 | YONEYAMA Yuta       | 1    | 4      | 4          | 9              | 0.17       |
|  | 19                 | FUSHIMI Yamato      | -    | -      | 1          | 1              | 0.00       |
|  | <b>Team Totals</b> |                     |      | 10     | 17         | 54             | 81         |

| Non-Scoring Set   | No                 | Name                | Running Sets | Faults | Still Sets | Total Attempts | Avg by Set |
|---|--------------------|---------------------|--------------|--------|------------|----------------|------------|
|  | 1                  | SHIMIZU Kunihiro    | -            | -      | -          | -              | 0.00       |
|   | 6                  | UCHIYAMA Shohei     | 5            | -      | 2          | 7              | 0.83       |
|   | 7                  | KOSHIKAWA Yu        | -            | -      | 2          | 2              | 0.00       |
|   | 8                  | TSUBAKIYAMA Ryosuke | 1            | -      | 1          | 2              | 0.17       |
|   | 11                 | YANAGIDA Masahiro   | -            | -      | -          | -              | 0.00       |
|   | 12                 | YAMAUCHI Akihiro    | -            | -      | 1          | 1              | 0.00       |
|   | 13                 | FUKATSU Hideomi     | 57           | -      | 49         | 106            | 9.50       |
|   | 14                 | ISHIKAWA Yuki       | 1            | -      | -          | 1              | 0.17       |
|   | 16                 | DEKITA Takashi      | -            | -      | -          | -              | 0.00       |
|   | 17                 | NAGANO Takeshi      | 4            | -      | 5          | 9              | 0.67       |
|   | 18                 | YONEYAMA Yuta       | 3            | -      | 3          | 6              | 0.50       |
|   | 19                 | FUSHIMI Yamato      | -            | -      | -          | -              | 0.00       |
|   | <b>Team Totals</b> |                     |              | 71     | -          | 63             | 134        |

| Non-Scoring Reception  | No                 | Name                | Excellents | Faults | Serve Receptions | Total Attempts | Succ % |
|--|--------------------|---------------------|------------|--------|------------------|----------------|--------|
|  | 1                  | SHIMIZU Kunihiro    | -          | -      | -                | -              | 0.00   |
|  | 6                  | UCHIYAMA Shohei     | -          | -      | -                | -              | 0.00   |
|  | 7                  | KOSHIKAWA Yu        | 7          | -      | 8                | 15             | 46.67  |
|  | 8                  | TSUBAKIYAMA Ryosuke | -          | -      | -                | -              | 0.00   |
|  | 11                 | YANAGIDA Masahiro   | -          | -      | -                | -              | 0.00   |
|  | 12                 | YAMAUCHI Akihiro    | -          | -      | -                | -              | 0.00   |
|  | 13                 | FUKATSU Hideomi     | -          | -      | 1                | 1              | 0.00   |
|  | 14                 | ISHIKAWA Yuki       | 9          | 2      | 9                | 20             | 45.00  |
|  | 16                 | DEKITA Takashi      | -          | -      | -                | -              | 0.00   |
|  | 17                 | NAGANO Takeshi      | 18         | 1      | 11               | 30             | 60.00  |
|  | 18                 | YONEYAMA Yuta       | 10         | 4      | 7                | 21             | 47.62  |
|  | 19                 | FUSHIMI Yamato      | -          | -      | -                | -              | 0.00   |
|  | <b>Team Totals</b> |                     |            | 44     | 7                | 36             | 87     |

| LEGEND  |            |           |  |
|---------|------------|-----------|--|
| Avg     | Eff%       | Succ%     |  |
| Average | Efficiency | Success % |  |

Timing and Results provided by Tissot







## Cumulative Statistics by Skills


스킬별 누적통계

KAZ - Kazakhstan

AFTER 2 MATCHES

| Scoring Spike   | No                 | Name                  | Spikes | Faults    | Shots     | Total Attempts | Eff %      |
|---|--------------------|-----------------------|--------|-----------|-----------|----------------|------------|
|  | 2                  | KUZNETSOV Anton       | -      | -         | -         | -              | 0.00       |
|   | 3                  | YUDIN Anton           | 10     | 1         | 10        | 21             | 42.86      |
|   | 4                  | STOLNIKOV Alexandr    | 3      | -         | 1         | 4              | 75.00      |
|   | 5                  | KUZNETSOV Sergey      | -      | -         | -         | -              | 0.00       |
|   | 6                  | BAIBEKOV Kairat       | -      | -         | -         | -              | 0.00       |
|   | 7                  | GORBATKOV Dmitriy     | -      | 1         | 2         | 3              | 0.00       |
|   | 8                  | GABDULIN Kanat        | -      | -         | -         | -              | 0.00       |
|   | 9                  | IMANGALIYEV Marat     | 13     | 11        | 12        | 36             | 5.56       |
|   | 12                 | KADIRKHANOV Nodirkhan | 7      | 3         | 4         | 14             | 28.57      |
|   | 17                 | RADKEVICH Sergey      | 9      | 6         | 9         | 24             | 12.50      |
|   | 18                 | VORIVODIN Vitaliy     | 12     | 7         | 14        | 33             | 15.15      |
|   | 19                 | MAMEDOV Maxim         | 11     | 7         | 11        | 29             | 13.79      |
|   | <b>Team Totals</b> |                       |        | <b>65</b> | <b>36</b> | <b>63</b>      | <b>164</b> |

| Scoring Block  | No                 | Name                  | Kill Blocks | Faults    | Rebounds  | Total Attempts | Avg by Set |
|--|--------------------|-----------------------|-------------|-----------|-----------|----------------|------------|
|  | 2                  | KUZNETSOV Anton       | -           | -         | -         | -              | 0.00       |
|  | 3                  | YUDIN Anton           | 4           | 6         | 7         | 17             | 0.67       |
|  | 4                  | STOLNIKOV Alexandr    | 1           | -         | -         | 1              | 0.17       |
|  | 5                  | KUZNETSOV Sergey      | -           | -         | -         | -              | 0.00       |
|  | 6                  | BAIBEKOV Kairat       | -           | -         | -         | -              | 0.00       |
|  | 7                  | GORBATKOV Dmitriy     | 1           | -         | -         | 1              | 0.17       |
|  | 8                  | GABDULIN Kanat        | -           | 2         | 3         | 5              | 0.00       |
|  | 9                  | IMANGALIYEV Marat     | 3           | 5         | 4         | 12             | 0.50       |
|  | 12                 | KADIRKHANOV Nodirkhan | 4           | 6         | 6         | 16             | 0.67       |
|  | 17                 | RADKEVICH Sergey      | 2           | -         | 3         | 5              | 0.33       |
|  | 18                 | VORIVODIN Vitaliy     | 1           | 4         | -         | 5              | 0.17       |
|  | 19                 | MAMEDOV Maxim         | -           | 1         | 3         | 4              | 0.00       |
|  | <b>Team Totals</b> |                       |             | <b>16</b> | <b>24</b> | <b>26</b>      | <b>66</b>  |

| Scoring Service  | No                 | Name                  | Aces | Faults   | Serve Hits | Total Attempts | Avg by Set |
|--|--------------------|-----------------------|------|----------|------------|----------------|------------|
|  | 2                  | KUZNETSOV Anton       | -    | -        | -          | -              | 0.00       |
|  | 3                  | YUDIN Anton           | 1    | 7        | 17         | 25             | 0.17       |
|  | 4                  | STOLNIKOV Alexandr    | -    | -        | 7          | 7              | 0.00       |
|  | 5                  | KUZNETSOV Sergey      | -    | -        | -          | -              | 0.00       |
|  | 6                  | BAIBEKOV Kairat       | -    | -        | -          | -              | 0.00       |
|  | 7                  | GORBATKOV Dmitriy     | -    | -        | 1          | 1              | 0.00       |
|  | 8                  | GABDULIN Kanat        | -    | 3        | 23         | 26             | 0.00       |
|  | 9                  | IMANGALIYEV Marat     | 1    | 1        | 13         | 15             | 0.17       |
|  | 12                 | KADIRKHANOV Nodirkhan | -    | 8        | 8          | 16             | 0.00       |
|  | 17                 | RADKEVICH Sergey      | -    | 1        | 4          | 5              | 0.00       |
|  | 18                 | VORIVODIN Vitaliy     | -    | 2        | 19         | 21             | 0.00       |
|  | 19                 | MAMEDOV Maxim         | -    | 2        | 10         | 12             | 0.00       |
|  | <b>Team Totals</b> |                       |      | <b>2</b> | <b>24</b>  | <b>102</b>     | <b>128</b> |

|             |  |           |          |
|-------------|--|-----------|----------|
| <b>Team</b> | <b>Opponent Errors &amp; Team Faults</b> | <b>43</b> | <b>3</b> |
|-------------|--|-----------|----------|





## Cumulative Statistics by Skills


스킬별 누적통계

KAZ - Kazakhstan

AFTER 2 MATCHES

| Non-Scoring Dig  | No | Name                  | Digs | Faults | Receptions | Total Attempts | Avg by Set |
|--|----|-----------------------|------|--------|------------|----------------|------------|
|  | 2  | KUZNETSOV Anton       | -    | -      | -          | -              | 0.00       |
|  | 3  | YUDIN Anton           | -    | -      | 2          | 2              | 0.00       |
|  | 4  | STOLNIKOV Alexandr    | -    | 1      | 2          | 3              | 0.00       |
|  | 5  | KUZNETSOV Sergey      | -    | -      | -          | -              | 0.00       |
|  | 6  | BAIBEKOV Kairat       | 4    | 6      | 13         | 23             | 0.67       |
|  | 7  | GORBATKOV Dmitriy     | -    | 1      | 2          | 3              | 0.00       |
|  | 8  | GABDULIN Kanat        | 3    | 3      | 11         | 17             | 0.50       |
|  | 9  | IMANGALIYEV Marat     | 1    | 3      | 9          | 13             | 0.17       |
|  | 12 | KADIRKHANOV Nodirkhan | -    | -      | 2          | 2              | 0.00       |
|  | 17 | RADKEVICH Sergey      | -    | 2      | 2          | 4              | 0.00       |
|  | 18 | VORIVODIN Vitaliy     | 1    | 6      | 14         | 21             | 0.17       |
|  | 19 | MAMEDOV Maxim         | -    | 1      | 2          | 3              | 0.00       |
| <b>Team Totals</b>   |    |                       | 9    | 23     | 59         | 91             | 1.50       |

| Non-Scoring Set   | No | Name                  | Running Sets | Faults | Still Sets | Total Attempts | Avg by Set |
|---|----|-----------------------|--------------|--------|------------|----------------|------------|
|  | 2  | KUZNETSOV Anton       | -            | -      | -          | -              | 0.00       |
|   | 3  | YUDIN Anton           | 1            | -      | 4          | 5              | 0.17       |
|   | 4  | STOLNIKOV Alexandr    | -            | -      | 1          | 1              | 0.00       |
|   | 5  | KUZNETSOV Sergey      | -            | -      | -          | -              | 0.00       |
|   | 6  | BAIBEKOV Kairat       | 2            | -      | 7          | 9              | 0.33       |
|   | 7  | GORBATKOV Dmitriy     | 1            | -      | -          | 1              | 0.17       |
|   | 8  | GABDULIN Kanat        | 54           | 1      | 76         | 131            | 9.00       |
|   | 9  | IMANGALIYEV Marat     | 1            | -      | 2          | 3              | 0.17       |
|   | 12 | KADIRKHANOV Nodirkhan | -            | -      | 1          | 1              | 0.00       |
|   | 17 | RADKEVICH Sergey      | -            | -      | 3          | 3              | 0.00       |
|   | 18 | VORIVODIN Vitaliy     | 1            | -      | 3          | 4              | 0.17       |
|   | 19 | MAMEDOV Maxim         | 1            | -      | -          | 1              | 0.17       |
| <b>Team Totals</b>  |    |                       | 61           | 1      | 97         | 159            | 10.17      |

| Non-Scoring Reception  | No | Name                  | Excellents | Faults | Serve Receptions | Total Attempts | Succ % |
|--|----|-----------------------|------------|--------|------------------|----------------|--------|
|  | 2  | KUZNETSOV Anton       | -          | -      | -                | -              | 0.00   |
|  | 3  | YUDIN Anton           | -          | -      | -                | -              | 0.00   |
|  | 4  | STOLNIKOV Alexandr    | 1          | 2      | 6                | 9              | 11.11  |
|  | 5  | KUZNETSOV Sergey      | -          | -      | -                | -              | 0.00   |
|  | 6  | BAIBEKOV Kairat       | 19         | 2      | 14               | 35             | 54.29  |
|  | 7  | GORBATKOV Dmitriy     | 1          | 1      | 7                | 9              | 11.11  |
|  | 8  | GABDULIN Kanat        | -          | -      | 1                | 1              | 0.00   |
|  | 9  | IMANGALIYEV Marat     | 11         | 1      | 13               | 25             | 44.00  |
|  | 12 | KADIRKHANOV Nodirkhan | -          | -      | -                | -              | 0.00   |
|  | 17 | RADKEVICH Sergey      | -          | -      | -                | -              | 0.00   |
|  | 18 | VORIVODIN Vitaliy     | 15         | 2      | 14               | 31             | 48.39  |
|  | 19 | MAMEDOV Maxim         | -          | -      | -                | -              | 0.00   |
| <b>Team Totals</b>   |    |                       | 47         | 8      | 55               | 110            | 42.73  |

| LEGEND  |            |           |  |
|---------|------------|-----------|--|
| Avg     | Eff%       | Succ%     |  |
| Average | Efficiency | Success % |  |

Timing and Results provided by Tissot





### Cumulative Statistics by Skills


스킬별 누적통계

PAK - Pakistan

AFTER 2 MATCHES

| Scoring Spike   | No                 | Name                    | Spikes | Faults | Shots | Total Attempts | Eff % |       |
|---|--------------------|-------------------------|--------|--------|-------|----------------|-------|-------|
|  | 1                  | RASOOL Mohib            | 10     | 1      | 12    | 23             | 39.13 |       |
|   | 3                  | RAZA Mubashir           | 3      | 1      | 2     | 6              | 33.33 |       |
|   | 4                  | NAQVI Syed Shujah Abbas | 11     | 2      | 5     | 18             | 50.00 |       |
|   | 5                  | NADEEM Asif             | 2      | -      | 2     | 4              | 50.00 |       |
|   | 6                  | ALI Akhtar              | -      | -      | -     | -              | 0.00  |       |
|   | 7                  | KHAN Muhammad Ismail    | 9      | 5      | 7     | 21             | 19.05 |       |
|   | 8                  | KHAN Aimal              | 4      | 3      | 5     | 12             | 8.33  |       |
|   | 9                  | KHAN Nasir              | 9      | 4      | 12    | 25             | 20.00 |       |
|   | 10                 | AHMED Naseer            | 31     | 16     | 16    | 63             | 23.81 |       |
|   | 12                 | SULTAN Imran            | -      | -      | -     | -              | 0.00  |       |
|   | 15                 | JEHAN Murad             | 1      | 1      | 2     | 4              | 0.00  |       |
|   | 17                 | IDREES Muhammad         | -      | -      | -     | -              | 0.00  |       |
|   | <b>Team Totals</b> |                         |        | 80     | 33    | 63             | 176   | 26.70 |

| Scoring Block   | No                 | Name                    | Kill Blocks | Faults | Rebounds | Total Attempts | Avg by Set |      |
|---|--------------------|-------------------------|-------------|--------|----------|----------------|------------|------|
|  | 1                  | RASOOL Mohib            | 5           | 3      | 4        | 12             | 0.83       |      |
|   | 3                  | RAZA Mubashir           | -           | 1      | 2        | 3              | 0.00       |      |
|   | 4                  | NAQVI Syed Shujah Abbas | -           | 5      | 2        | 7              | 0.00       |      |
|   | 5                  | NADEEM Asif             | -           | 3      | 5        | 8              | 0.00       |      |
|   | 6                  | ALI Akhtar              | -           | -      | -        | -              | 0.00       |      |
|   | 7                  | KHAN Muhammad Ismail    | 1           | 5      | 6        | 12             | 0.17       |      |
|   | 8                  | KHAN Aimal              | -           | -      | 1        | 1              | 0.00       |      |
|   | 9                  | KHAN Nasir              | 1           | 6      | 4        | 11             | 0.17       |      |
|   | 10                 | AHMED Naseer            | 1           | 3      | 4        | 8              | 0.17       |      |
|   | 12                 | SULTAN Imran            | -           | -      | -        | -              | 0.00       |      |
|   | 15                 | JEHAN Murad             | 1           | 1      | -        | 2              | 0.17       |      |
|   | 17                 | IDREES Muhammad         | -           | 1      | -        | 1              | 0.00       |      |
|   | <b>Team Totals</b> |                         |             | 9      | 28       | 28             | 65         | 1.50 |

| Scoring Service   | No                 | Name                    | Aces | Faults | Serve Hits | Total Attempts | Avg by Set |      |
|---|--------------------|-------------------------|------|--------|------------|----------------|------------|------|
|  | 1                  | RASOOL Mohib            | -    | 4      | 15         | 19             | 0.00       |      |
|   | 3                  | RAZA Mubashir           | -    | 1      | 5          | 6              | 0.00       |      |
|   | 4                  | NAQVI Syed Shujah Abbas | 2    | 4      | 13         | 19             | 0.33       |      |
|   | 5                  | NADEEM Asif             | 1    | 1      | 17         | 19             | 0.17       |      |
|   | 6                  | ALI Akhtar              | -    | -      | 1          | 1              | 0.00       |      |
|   | 7                  | KHAN Muhammad Ismail    | 2    | 4      | 9          | 15             | 0.33       |      |
|   | 8                  | KHAN Aimal              | -    | 2      | 2          | 4              | 0.00       |      |
|   | 9                  | KHAN Nasir              | 1    | 3      | 20         | 24             | 0.17       |      |
|   | 10                 | AHMED Naseer            | -    | 4      | 14         | 18             | 0.00       |      |
|   | 12                 | SULTAN Imran            | -    | -      | -          | -              | 0.00       |      |
|   | 15                 | JEHAN Murad             | -    | 2      | 1          | 3              | 0.00       |      |
|   | 17                 | IDREES Muhammad         | -    | 1      | -          | 1              | 0.00       |      |
|   | <b>Team Totals</b> |                         |      | 6      | 26         | 97             | 129        | 1.00 |

|             |  |    |
|-------------|--|----|
| <b>Team</b> | <b>Opponent Errors &amp; Team Faults</b> | 33 |
|-------------|--|----|





### Cumulative Statistics by Skills


스킬별 누적통계

PAK - Pakistan

AFTER 2 MATCHES

| Non-Scoring Dig  | No                 | Name                    | Digs | Faults | Receptions | Total Attempts | Avg by Set |
|--|--------------------|-------------------------|------|--------|------------|----------------|------------|
|  | 1                  | RASOOL Mohib            | -    | 1      | 2          | 3              | 0.00       |
|  | 3                  | RAZA Mubashir           | 1    | 1      | 2          | 4              | 0.17       |
|  | 4                  | NAQVI Syed Shujah Abbas | -    | -      | 4          | 4              | 0.00       |
|  | 5                  | NADEEM Asif             | -    | 1      | 8          | 9              | 0.00       |
|  | 6                  | ALI Akhtar              | -    | -      | -          | -              | 0.00       |
|  | 7                  | KHAN Muhammad Ismail    | 1    | 1      | 10         | 12             | 0.17       |
|  | 8                  | KHAN Aimal              | -    | -      | 2          | 2              | 0.00       |
|  | 9                  | KHAN Nasir              | -    | 2      | 9          | 11             | 0.00       |
|  | 10                 | AHMED Naseer            | -    | 1      | 7          | 8              | 0.00       |
|  | 12                 | SULTAN Imran            | 7    | 6      | 12         | 25             | 1.17       |
|  | 15                 | JEHAN Murad             | -    | 2      | 1          | 3              | 0.00       |
|  | 17                 | IDREES Muhammad         | -    | 1      | -          | 1              | 0.00       |
|  | <b>Team Totals</b> |                         |      | 9      | 16         | 57             | 82         |

| Non-Scoring Set   | No                 | Name                    | Running Sets | Faults | Still Sets | Total Attempts | Avg by Set |
|---|--------------------|-------------------------|--------------|--------|------------|----------------|------------|
|  | 1                  | RASOOL Mohib            | 2            | -      | 2          | 4              | 0.33       |
|   | 3                  | RAZA Mubashir           | -            | -      | 1          | 1              | 0.00       |
|   | 4                  | NAQVI Syed Shujah Abbas | 1            | -      | 2          | 3              | 0.17       |
|   | 5                  | NADEEM Asif             | 66           | 2      | 65         | 133            | 11.00      |
|   | 6                  | ALI Akhtar              | 2            | -      | 4          | 6              | 0.33       |
|   | 7                  | KHAN Muhammad Ismail    | -            | -      | 1          | 1              | 0.00       |
|   | 8                  | KHAN Aimal              | -            | -      | 1          | 1              | 0.00       |
|   | 9                  | KHAN Nasir              | -            | -      | 4          | 4              | 0.00       |
|   | 10                 | AHMED Naseer            | 2            | 1      | 3          | 6              | 0.33       |
|   | 12                 | SULTAN Imran            | 1            | -      | 4          | 5              | 0.17       |
|   | 15                 | JEHAN Murad             | -            | -      | 1          | 1              | 0.00       |
|   | 17                 | IDREES Muhammad         | -            | -      | 1          | 1              | 0.00       |
|   | <b>Team Totals</b> |                         |              | 74     | 3          | 89             | 166        |

| Non-Scoring Reception  | No                 | Name                    | Excellents | Faults | Serve Receptions | Total Attempts | Succ % |
|--|--------------------|-------------------------|------------|--------|------------------|----------------|--------|
|  | 1                  | RASOOL Mohib            | 1          | -      | 1                | 2              | 50.00  |
|  | 3                  | RAZA Mubashir           | 4          | 2      | 8                | 14             | 28.57  |
|  | 4                  | NAQVI Syed Shujah Abbas | 1          | -      | -                | 1              | 100.00 |
|  | 5                  | NADEEM Asif             | -          | -      | -                | -              | 0.00   |
|  | 6                  | ALI Akhtar              | -          | -      | -                | -              | 0.00   |
|  | 7                  | KHAN Muhammad Ismail    | 22         | 3      | 28               | 53             | 41.51  |
|  | 8                  | KHAN Aimal              | -          | -      | -                | -              | 0.00   |
|  | 9                  | KHAN Nasir              | 18         | 1      | 12               | 31             | 58.06  |
|  | 10                 | AHMED Naseer            | -          | -      | 1                | 1              | 0.00   |
|  | 12                 | SULTAN Imran            | 14         | 3      | 8                | 25             | 56.00  |
|  | 15                 | JEHAN Murad             | 3          | -      | -                | 3              | 100.00 |
|  | 17                 | IDREES Muhammad         | -          | -      | -                | -              | 0.00   |
|  | <b>Team Totals</b> |                         |            | 63     | 9                | 58             | 130    |

| LEGEND  |            |           |  |
|---------|------------|-----------|--|
| Avg     | Eff%       | Succ%     |  |
| Average | Efficiency | Success % |  |

Timing and Results provided by Tissot





## Cumulative Statistics by Skills


스킬별 누적통계

QAT - Qatar

AFTER 2 MATCHES

| Scoring Spike   | No                 | Name              | Spikes | Faults    | Shots     | Total Attempts | Eff %      |
|---|--------------------|-------------------|--------|-----------|-----------|----------------|------------|
|  | 2                  | MOHAMED Jumah     | 14     | 4         | 12        | 30             | 33.33      |
|   | 3                  | STEVANOVIC Milos  | 1      | -         | 2         | 3              | 33.33      |
|   | 4                  | RIBERO Renan      | 1      | 1         | 2         | 4              | 0.00       |
|   | 5                  | SAAD Sulaiman     | -      | -         | -         | -              | 0.00       |
|   | 6                  | CHIGBO John       | 17     | 3         | 5         | 25             | 56.00      |
|   | 9                  | BAIRAMI Ali       | 1      | 1         | -         | 2              | 0.00       |
|   | 10                 | SADIKH Ndir       | 22     | 8         | 12        | 42             | 33.33      |
|   | 11                 | DIAB Ahmad        | -      | -         | -         | -              | 0.00       |
|   | 12                 | HAMMAD Mubarak    | 15     | 5         | 12        | 32             | 31.25      |
|   | 15                 | ABUWATFA Mohammed | -      | -         | -         | -              | 0.00       |
|   | 16                 | IBRAHIM Ibrahim   | 11     | 2         | 9         | 22             | 40.91      |
|   | 19                 | EBRAHIM Mohammed  | 1      | -         | -         | 1              | 100.00     |
|   | <b>Team Totals</b> |                   |        | <b>83</b> | <b>24</b> | <b>54</b>      | <b>161</b> |

| Scoring Block   | No                 | Name              | Kill Blocks | Faults    | Rebounds  | Total Attempts | Avg by Set |
|---|--------------------|-------------------|-------------|-----------|-----------|----------------|------------|
|  | 2                  | MOHAMED Jumah     | 3           | 2         | 5         | 10             | 0.50       |
|   | 3                  | STEVANOVIC Milos  | 3           | -         | 3         | 6              | 0.50       |
|   | 4                  | RIBERO Renan      | 1           | 2         | 1         | 4              | 0.17       |
|   | 5                  | SAAD Sulaiman     | -           | -         | -         | -              | 0.00       |
|   | 6                  | CHIGBO John       | 3           | 5         | 5         | 13             | 0.50       |
|   | 9                  | BAIRAMI Ali       | -           | -         | -         | -              | 0.00       |
|   | 10                 | SADIKH Ndir       | 2           | 3         | 2         | 7              | 0.33       |
|   | 11                 | DIAB Ahmad        | -           | -         | -         | -              | 0.00       |
|   | 12                 | HAMMAD Mubarak    | 6           | 9         | 5         | 20             | 1.00       |
|   | 15                 | ABUWATFA Mohammed | -           | -         | -         | -              | 0.00       |
|   | 16                 | IBRAHIM Ibrahim   | 8           | 8         | 4         | 20             | 1.33       |
|   | 19                 | EBRAHIM Mohammed  | -           | -         | -         | -              | 0.00       |
|   | <b>Team Totals</b> |                   |             | <b>26</b> | <b>29</b> | <b>25</b>      | <b>80</b>  |

| Scoring Service   | No                 | Name              | Aces | Faults   | Serve Hits | Total Attempts | Avg by Set |
|---|--------------------|-------------------|------|----------|------------|----------------|------------|
|  | 2                  | MOHAMED Jumah     | -    | 2        | 20         | 22             | 0.00       |
|   | 3                  | STEVANOVIC Milos  | 2    | 6        | 19         | 27             | 0.33       |
|   | 4                  | RIBERO Renan      | -    | -        | 3          | 3              | 0.00       |
|   | 5                  | SAAD Sulaiman     | -    | -        | -          | -              | 0.00       |
|   | 6                  | CHIGBO John       | 1    | 1        | 22         | 24             | 0.17       |
|   | 9                  | BAIRAMI Ali       | -    | 1        | 3          | 4              | 0.00       |
|   | 10                 | SADIKH Ndir       | -    | 2        | 17         | 19             | 0.00       |
|   | 11                 | DIAB Ahmad        | -    | -        | -          | -              | 0.00       |
|   | 12                 | HAMMAD Mubarak    | -    | -        | 14         | 14             | 0.00       |
|   | 15                 | ABUWATFA Mohammed | -    | 1        | 6          | 7              | 0.00       |
|   | 16                 | IBRAHIM Ibrahim   | 4    | 6        | 15         | 25             | 0.67       |
|   | 19                 | EBRAHIM Mohammed  | -    | -        | -          | -              | 0.00       |
|   | <b>Team Totals</b> |                   |      | <b>7</b> | <b>19</b>  | <b>119</b>     | <b>145</b> |

|             |  |           |          |
|-------------|--|-----------|----------|
| <b>Team</b> | <b>Opponent Errors &amp; Team Faults</b> | <b>34</b> | <b>1</b> |
|-------------|--|-----------|----------|





### Cumulative Statistics by Skills


스킬별 누적통계

QAT - Qatar

AFTER 2 MATCHES

| Non-Scoring Dig  | No               | Name              | Digs | Faults | Receptions | Total Attempts | Avg by Set |
|--|------------------|-------------------|------|--------|------------|----------------|------------|
|  | 2                | MOHAMED Jumah     | 2    | 2      | 9          | 13             | 0.33       |
|  | 3                | STEVANOVIC Milos  | -    | 1      | 10         | 11             | 0.00       |
|  | 4                | RIBERO Renan      | -    | -      | -          | -              | 0.00       |
|  | 5                | SAAD Sulaiman     | 9    | 5      | 13         | 27             | 1.50       |
|  | 6                | CHIGBO John       | 1    | 1      | 2          | 4              | 0.17       |
|  | 9                | BAIRAMI Ali       | 1    | -      | -          | 1              | 0.17       |
|  | 10               | SADIKH Ndir       | 1    | 4      | 13         | 18             | 0.17       |
|  | 11               | DIAB Ahmad        | -    | -      | -          | -              | 0.00       |
|  | 12               | HAMMAD Mubarak    | 1    | 1      | 3          | 5              | 0.17       |
|  | 15               | ABUWATFA Mohammed | -    | -      | -          | -              | 0.00       |
|  | 16               | IBRAHIM Ibrahim   | 1    | 3      | 5          | 9              | 0.17       |
| 19   | EBRAHIM Mohammed | -                 | -    | -      | -          | 0.00           |            |
| <b>Team Totals</b>   |                  |                   | 16   | 17     | 55         | 88             | 2.67       |

| Non-Scoring Set   | No               | Name              | Running Sets | Faults | Still Sets | Total Attempts | Avg by Set |
|---|------------------|-------------------|--------------|--------|------------|----------------|------------|
|  | 2                | MOHAMED Jumah     | -            | -      | 2          | 2              | 0.00       |
|   | 3                | STEVANOVIC Milos  | 66           | 1      | 59         | 126            | 11.00      |
|   | 4                | RIBERO Renan      | -            | -      | -          | -              | 0.00       |
|   | 5                | SAAD Sulaiman     | 4            | -      | 3          | 7              | 0.67       |
|   | 6                | CHIGBO John       | -            | -      | 3          | 3              | 0.00       |
|   | 9                | BAIRAMI Ali       | 1            | -      | -          | 1              | 0.17       |
|   | 10               | SADIKH Ndir       | -            | -      | 2          | 2              | 0.00       |
|   | 11               | DIAB Ahmad        | -            | -      | -          | -              | 0.00       |
|   | 12               | HAMMAD Mubarak    | -            | -      | -          | -              | 0.00       |
|   | 15               | ABUWATFA Mohammed | 8            | -      | 9          | 17             | 1.33       |
|   | 16               | IBRAHIM Ibrahim   | -            | -      | 1          | 1              | 0.00       |
| 19  | EBRAHIM Mohammed | -                 | -            | -      | -          | 0.00           |            |
| <b>Team Totals</b>  |                  |                   | 79           | 1      | 79         | 159            | 13.17      |

| Non-Scoring Reception  | No               | Name              | Excellents | Faults | Serve Receptions | Total Attempts | Succ % |
|--|------------------|-------------------|------------|--------|------------------|----------------|--------|
|  | 2                | MOHAMED Jumah     | 11         | 1      | 25               | 37             | 29.73  |
|  | 3                | STEVANOVIC Milos  | -          | -      | 1                | 1              | 0.00   |
|  | 4                | RIBERO Renan      | 2          | -      | 2                | 4              | 50.00  |
|  | 5                | SAAD Sulaiman     | 23         | 2      | 12               | 37             | 62.16  |
|  | 6                | CHIGBO John       | -          | -      | -                | -              | 0.00   |
|  | 9                | BAIRAMI Ali       | -          | 1      | 1                | 2              | 0.00   |
|  | 10               | SADIKH Ndir       | 6          | -      | 20               | 26             | 23.08  |
|  | 11               | DIAB Ahmad        | -          | -      | -                | -              | 0.00   |
|  | 12               | HAMMAD Mubarak    | -          | -      | -                | -              | 0.00   |
|  | 15               | ABUWATFA Mohammed | -          | -      | -                | -              | 0.00   |
|  | 16               | IBRAHIM Ibrahim   | -          | -      | -                | -              | 0.00   |
| 19   | EBRAHIM Mohammed | -                 | -          | -      | -                | 0.00           |        |
| <b>Team Totals</b>   |                  |                   | 42         | 4      | 61               | 107            | 39.25  |

| LEGEND  |            |           |  |
|---------|------------|-----------|--|
| Avg     | Eff%       | Succ%     |  |
| Average | Efficiency | Success % |  |

Timing and Results provided by Tissot





## Cumulative Statistics by Skills


스킬별 누적통계

TKM - Turkmenistan

AFTER 2 MATCHES

| Scoring Spike   | No | Name                         | Spikes | Faults | Shots | Total Attempts | Eff %  |
|---|----|------------------------------|--------|--------|-------|----------------|--------|
|  | 1  | GYLYCHDURDYEV Gurbanmuhammet | 9      | 6      | 7     | 22             | 13.64  |
|   | 2  | TACHGELDIYEV Berdimammet     | -      | -      | -     | -              | 0.00   |
|   | 3  | ROZMETOV Bahram              | 10     | 1      | 6     | 17             | 52.94  |
|   | 4  | GURBANOV Yusup               | 1      | 1      | 1     | 3              | 0.00   |
|   | 5  | AZIMOV Merdan                | 4      | 2      | 8     | 14             | 14.29  |
|   | 6  | NURYYEV Dovletgeldi          | 2      | 10     | 3     | 15             | 0.00   |
|   | 7  | MASSAROV Mekan               | 6      | 7      | 2     | 15             | 0.00   |
|   | 8  | NURYYEV Didar                | 3      | 4      | 3     | 10             | 0.00   |
|   | 9  | NURYYEV Davut                | 13     | 13     | 18    | 44             | 0.00   |
|   | 10 | ARTYKOV Ruslan               | 1      | -      | 3     | 4              | 25.00  |
|   | 11 | MYRATGELDIYEV Begli          | 1      | 2      | -     | 3              | 0.00   |
|   | 12 | GAYYPOV Ezizmyrat            | 1      | -      | -     | 1              | 100.00 |
| <b>Team Totals</b>  |    |                              | 51     | 46     | 51    | 148            | 3.38   |

| Scoring Block   | No | Name                         | Kill Blocks | Faults | Rebounds | Total Attempts | Avg by Set |
|---|----|------------------------------|-------------|--------|----------|----------------|------------|
|  | 1  | GYLYCHDURDYEV Gurbanmuhammet | 2           | 2      | 4        | 8              | 0.33       |
|   | 2  | TACHGELDIYEV Berdimammet     | -           | -      | -        | -              | 0.00       |
|   | 3  | ROZMETOV Bahram              | 2           | 8      | 6        | 16             | 0.33       |
|   | 4  | GURBANOV Yusup               | -           | 1      | -        | 1              | 0.00       |
|   | 5  | AZIMOV Merdan                | -           | 3      | -        | 3              | 0.00       |
|   | 6  | NURYYEV Dovletgeldi          | -           | 1      | 1        | 2              | 0.00       |
|   | 7  | MASSAROV Mekan               | 1           | 1      | 2        | 4              | 0.17       |
|   | 8  | NURYYEV Didar                | -           | -      | -        | -              | 0.00       |
|   | 9  | NURYYEV Davut                | -           | 2      | -        | 2              | 0.00       |
|   | 10 | ARTYKOV Ruslan               | -           | 6      | 2        | 8              | 0.00       |
|   | 11 | MYRATGELDIYEV Begli          | -           | -      | -        | -              | 0.00       |
|   | 12 | GAYYPOV Ezizmyrat            | -           | -      | 1        | 1              | 0.00       |
| <b>Team Totals</b>  |    |                              | 5           | 24     | 16       | 45             | 0.83       |

| Scoring Service   | No | Name                         | Aces | Faults | Serve Hits | Total Attempts | Avg by Set |
|---|----|------------------------------|------|--------|------------|----------------|------------|
|  | 1  | GYLYCHDURDYEV Gurbanmuhammet | -    | -      | 14         | 14             | 0.00       |
|   | 2  | TACHGELDIYEV Berdimammet     | -    | -      | -          | -              | 0.00       |
|   | 3  | ROZMETOV Bahram              | -    | 2      | 11         | 13             | 0.00       |
|   | 4  | GURBANOV Yusup               | -    | 1      | -          | 1              | 0.00       |
|   | 5  | AZIMOV Merdan                | -    | 2      | 6          | 8              | 0.00       |
|   | 6  | NURYYEV Dovletgeldi          | -    | -      | 8          | 8              | 0.00       |
|   | 7  | MASSAROV Mekan               | -    | 1      | 9          | 10             | 0.00       |
|   | 8  | NURYYEV Didar                | -    | 1      | 4          | 5              | 0.00       |
|   | 9  | NURYYEV Davut                | 1    | 1      | 12         | 14             | 0.17       |
|   | 10 | ARTYKOV Ruslan               | -    | 2      | 10         | 12             | 0.00       |
|   | 11 | MYRATGELDIYEV Begli          | -    | -      | 1          | 1              | 0.00       |
|   | 12 | GAYYPOV Ezizmyrat            | -    | 1      | 4          | 5              | 0.00       |
| <b>Team Totals</b>  |    |                              | 1    | 11     | 79         | 91             | 0.17       |

|             |  |    |   |
|-------------|--|----|---|
| <b>Team</b> | <b>Opponent Errors &amp; Team Faults</b> | 31 | 4 |
|-------------|--|----|---|





## Cumulative Statistics by Skills


스킬별 누적통계

TKM - Turkmenistan

AFTER 2 MATCHES

| Non-Scoring Dig  | No | Name                         | Digs | Faults | Receptions | Total Attempts | Avg by Set |
|--|----|------------------------------|------|--------|------------|----------------|------------|
|  | 1  | GYLYCHDURDYEV Gurbanmuhammet | -    | 1      | 2          | 3              | 0.00       |
|  | 2  | TACHGELDIYEV Berdimammet     | -    | 7      | 16         | 23             | 0.00       |
|  | 3  | ROZMETOV Bahram              | -    | 1      | 3          | 4              | 0.00       |
|  | 4  | GURBANOV Yusup               | -    | -      | -          | -              | 0.00       |
|  | 5  | AZIMOV Merdan                | -    | 1      | 5          | 6              | 0.00       |
|  | 6  | NURYYEV Dovletgeldi          | -    | 1      | 2          | 3              | 0.00       |
|  | 7  | MASSAROV Mekan               | -    | 2      | 4          | 6              | 0.00       |
|  | 8  | NURYYEV Didar                | -    | 2      | 2          | 4              | 0.00       |
|  | 9  | NURYYEV Davut                | 1    | 3      | 7          | 11             | 0.17       |
|  | 10 | ARTYKOV Ruslan               | 1    | 1      | 9          | 11             | 0.17       |
|  | 11 | MYRATGELDIYEV Begli          | -    | -      | -          | -              | 0.00       |
|  | 12 | GAYYPOV Ezizmyrat            | -    | -      | -          | -              | 0.00       |
| <b>Team Totals</b>   |    |                              | 2    | 19     | 50         | 71             | 0.33       |

| Non-Scoring Set   | No | Name                         | Running Sets | Faults | Still Sets | Total Attempts | Avg by Set |
|---|----|------------------------------|--------------|--------|------------|----------------|------------|
|  | 1  | GYLYCHDURDYEV Gurbanmuhammet | 1            | -      | 3          | 4              | 0.17       |
|   | 2  | TACHGELDIYEV Berdimammet     | 2            | -      | 4          | 6              | 0.33       |
|   | 3  | ROZMETOV Bahram              | -            | -      | 2          | 2              | 0.00       |
|   | 4  | GURBANOV Yusup               | -            | -      | -          | -              | 0.00       |
|   | 5  | AZIMOV Merdan                | -            | -      | 1          | 1              | 0.00       |
|   | 6  | NURYYEV Dovletgeldi          | -            | -      | 2          | 2              | 0.00       |
|   | 7  | MASSAROV Mekan               | -            | -      | 1          | 1              | 0.00       |
|   | 8  | NURYYEV Didar                | -            | -      | 1          | 1              | 0.00       |
|   | 9  | NURYYEV Davut                | -            | -      | 1          | 1              | 0.00       |
|   | 10 | ARTYKOV Ruslan               | 43           | 1      | 68         | 112            | 7.17       |
|   | 11 | MYRATGELDIYEV Begli          | -            | -      | -          | -              | 0.00       |
|   | 12 | GAYYPOV Ezizmyrat            | 3            | 2      | 6          | 11             | 0.50       |
| <b>Team Totals</b>  |    |                              | 49           | 3      | 89         | 141            | 8.17       |

| Non-Scoring Reception  | No | Name                         | Excellents | Faults | Serve Receptions | Total Attempts | Succ % |
|--|----|------------------------------|------------|--------|------------------|----------------|--------|
|  | 1  | GYLYCHDURDYEV Gurbanmuhammet | -          | -      | -                | -              | 0.00   |
|  | 2  | TACHGELDIYEV Berdimammet     | 6          | 4      | 17               | 27             | 22.22  |
|  | 3  | ROZMETOV Bahram              | -          | -      | 1                | 1              | 0.00   |
|  | 4  | GURBANOV Yusup               | 1          | 3      | 3                | 7              | 14.29  |
|  | 5  | AZIMOV Merdan                | 12         | 1      | 11               | 24             | 50.00  |
|  | 6  | NURYYEV Dovletgeldi          | -          | 1      | 2                | 3              | 0.00   |
|  | 7  | MASSAROV Mekan               | 1          | -      | -                | 1              | 100.00 |
|  | 8  | NURYYEV Didar                | 1          | 1      | 12               | 14             | 7.14   |
|  | 9  | NURYYEV Davut                | 11         | 1      | 30               | 42             | 26.19  |
|  | 10 | ARTYKOV Ruslan               | -          | -      | -                | -              | 0.00   |
|  | 11 | MYRATGELDIYEV Begli          | 4          | -      | 1                | 5              | 80.00  |
|  | 12 | GAYYPOV Ezizmyrat            | -          | -      | -                | -              | 0.00   |
| <b>Team Totals</b>   |    |                              | 36         | 11     | 77               | 124            | 29.03  |

| LEGEND  |            |           |  |
|---------|------------|-----------|--|
| Avg     | Eff%       | Succ%     |  |
| Average | Efficiency | Success % |  |

Timing and Results provided by Tissot