



Match No.: 7

Start List

출전선수 목록

KUW vs KSA

P1

First Referee: FAHAD MOHAMMED Ismael (QAT)

Second Referee: FIROUZI Ebrahim (IRI)

KUW - Kuwait Uniform colour:

No.	C/L	Name	Shirt Name	Height m / ft in	Weight kg / lbs	Highest Reach		Date of Birth	Tournament Totals				
						Spike cm	Block cm		Spike	Block	Serve	Total	%
1	C	MANSOUR Abdullah	Abdullah	1.92/6'4"	84/185	342	333	18 AUG 1982	9			9	16.98
2		BAHAROH Mousa	Mousa	1.91/6'3"	90/198	320	316	9 FEB 1982					
4		ALKHAREEF Abdulaziz	Aziz	1.89/6'2"	75/165	326	320	12 JAN 1993					
5	L	SAYAH Ali	Ali Ramadan	1.77/5'10"	72/159	286	276	11 JAN 1993					
6		ABDULMAJIEID Sultan	Sultan	1.85/6'1"	75/165	330	322	30 SEP 1981	9	2	1	12	22.64
7		ALSALIM Amer	Amer	1.91/6'3"	80/176	354	342	13 JAN 1984	7	3	3	13	24.53
11		ALBANNA Mohammad	Mohammad	1.89/6'2"	80/176	350	338	29 JUL 1987	4	1		5	9.43
13		DASHTI Naser	N. Dashti	1.98/6'6"	92/203	340	330	3 JUL 1992					
14		ALI Abdullah	A. Dashti	1.78/5'10"	75/165	305	292	2 JAN 1990					
15		ALKAZIMI Zaid	Zaid	1.76/5'9"	70/154	310	305	8 DEC 1978	1			1	1.89
17		ALOTAIBI Abdulrahman	Alotaibi	1.83/6'0"	70/154	338	328	7 NOV 1985	10	2	1	13	24.53
18	L	SALEEM Abdulaziz	Abdulaziz	1.72/5'8"	65/143	288	276	28 NOV 1988					
Coach			MALEVIC Radovan (CRO)			Assistant Coach			MERINGER Davor (CRO)				

Results in these Competition	Phase	Opponent	Sets	Points per Set
	Preliminary Round	PAK	3 - 0	25-22, 25-21, 25-16

KSA - Saudi Arabia Uniform colour:

No.	C/L	Name	Shirt Name	Height m / ft in	Weight kg / lbs	Highest Reach		Date of Birth	Tournament Totals				
						Spike cm	Block cm		Spike	Block	Serve	Total	%
2		ALJAHANI Majed Mohammed S	majed	1.88/6'2"	82/181	330	316	20 MAY 1980	4			4	16.67
3		ALBAKHET Ahmed Abdulrahman M	ahmed	1.96/6'5"	80/176	331	321	30 SEP 1982	3	3		6	25.00
4		ALBAKHEET Nawaf Abdulrahman M	nawaf	1.93/6'4"	84/185	335	318	31 AUG 1987	2		1	3	12.50
7		ALNAJRANI Omar Mansour S	omar	1.89/6'2"	75/165	334	323	13 JUL 1990	1	1		2	8.33
9		ALKHAWAHER Dhia Ali A	dhia	1.86/6'1"	79/174	330	317	21 FEB 1995	1			1	4.17
10	L	ALGHAMDI Ayman Ahmad Y	ayman	1.61/5'3"	75/165	305	298	8 NOV 1981					
12		ALMUTAIRI Muwffaq Masoud S	muwffaq	1.88/6'2"	81/179	327	322	30 SEP 1990	1			1	4.17
13		ALMABADI Ahmed Masoud M	m.ahmed	1.97/6'6"	74/163	336	318	26 DEC 1989	2			2	8.33
14		ALDOSSARI Thamer Abdullah S	thamer	1.84/6'0"	80/176	322	312	2 OCT 1983					
15	C	ALKHAIBARY Esmael Abdullah A	esmael	1.92/6'4"	85/187	330	316	20 DEC 1975					
17		MAJRASHI Ibrahim Ali A	ibrahim	1.97/6'6"	82/181	334	324	1 JUL 1989					
18		ALKHALDI Abdulaziz Fahad S	aziz	1.97/6'6"	90/198	329	320	6 AUG 1992	4	1		5	20.83
Coach			CVETKOVIC Jovica (SRB)			Assistant Coach			ALHUMAIDAN Munir (KSA)				

Results in these Competition	Phase	Opponent	Sets	Points per Set
	Preliminary Round	JPN	0 - 3	15-25, 14-25, 12-25

LEGEND			
%	Percent of total team scoring	C	Team Captain
L	Libero Player		

Timing and Results provided by Tissot



Match No.: 8

Start List

출전선수 목록

MDV vs HKG

P1

First Referee: UALKHANOV Doszhan (KAZ)

Second Referee: LEE Kwanghun (KOR)

MDV - Maldives Uniform colour:

No.	C/L	Name	Shirt Name	Height m / ft in	Weight kg / lbs	Highest Reach		Date of Birth	Tournament Totals					
						Spike cm	Block cm		Spike	Block	Serve	Total	%	
2		AHSAN Mohamed	ahsan	1.90/6'3"	80/176	289	275	14 NOV 1991						
3	L	ABDULLA Junaid	junaid	1.85/6'1"	71/157	292	281	17 MAY 1980						
5		SAEED Hussain	saeed	1.89/6'2"	81/179	290	279	25 MAY 1982						
8	C	MOHAMED Ishan	ishan	1.79/5'10"	55/121	276	264	22 MAR 1987						
9		SAJID Ismail	i.sajid	1.89/6'2"	70/154	308	293	20 JAN 1990						
10		ABDUL KAREEM Ahmed	ahmed	1.89/6'2"	80/176	302	297	10 AUG 1986						
11		NILAAM Hassan	nilam	1.92/6'4"	62/137	305	296	21 DEC 1995						
12		HUZAAM Ali	huzam	1.82/6'0"	64/141	310	300	6 MAY 1993						
13		VISAM Hussain	visham	1.80/5'11"	65/143	283	275	7 AUG 1994						
14	L	NABEEL Ahmed	nabeel	1.64/5'5"	51/112	250	243	10 MAR 1987						
15		ADAM Asfag	ashfag	1.80/5'11"	64/141	290	286	4 OCT 1987						
16		SHAIN Mohamed	shain	1.81/5'11"	70/154	289	278	15 AUG 1993						
Coach			MOHAMED Sharaf (MDV)			Assistant Coach			ABDULLA Nasheed (MDV)					

HKG - Hong Kong, China Uniform colour:

No.	C/L	Name	Shirt Name	Height m / ft in	Weight kg / lbs	Highest Reach		Date of Birth	Tournament Totals					
						Spike cm	Block cm		Spike	Block	Serve	Total	%	
4		YIK Chi Hin	c h yik	1.95/6'5"	83/183	330	315	26 AUG 1991						
5	C	KWONG Ngai Shing Jacky	n s kwong	1.85/6'1"	94/207	310	300	16 DEC 1982						
7		LAM Chun Man	c m lam	1.84/6'0"	75/165	320	310	11 FEB 1985	9			9	15.00	
8		LEE Man Sing	m s lee	1.86/6'1"	78/172	325	315	30 JAN 1989	7	1		8	13.33	
9		CHUNG Wai Sze	w s chung	1.86/6'1"	80/176	315	305	4 SEP 1991		2		2	3.33	
11		SIU Cheong Hung	c h siu	1.91/6'3"	78/172	330	320	26 JAN 1993	8	2	2	12	20.00	
12		WU Lok Kan	l k wu	1.95/6'5"	83/183	335	320	22 JAN 1994	1			1	1.67	
13	L	NG Kin Pong Jonathan	k p ng	1.67/5'6"	60/132	280	270	8 JUL 1987						
14		KWOK Chung Kan	c k kwok	1.67/5'6"	66/146	285	280	5 JUL 1986						
15		LUK Chun Ho	c h luk	1.88/6'2"	83/183	320	310	19 NOV 1991						
18		YAU Tze Ching	t c yau	1.94/6'4"	75/165	325	320	19 JUN 1994	4			4	6.67	
20		CHAN Alex Chi Wai	c w chan	1.95/6'5"	85/187	340	330	18 APR 1993	23		1	24	40.00	
Coach			POON Wai King (HKG)			Assistant Coach			LO Yiu Man (HKG)					

Results in these Competition	Phase	Opponent	Sets	Points per Set
	Preliminary Round	IND	1 - 3	25-23, 18-25, 16-25, 21-25

LEGEND			
%	Percent of total team scoring	C	Team Captain
L	Libero Player		

Timing and Results provided by Tissot



Match No.: 9

Start List

출전선수 목록

THA vs TKM

P1

First Referee: PRABAKARAN Vasu (IND)

Second Referee: PARK Kisuk (KOR)

THA - Thailand Uniform colour:

No.	C/L	Name	Shirt Name	Height m / ft in	Weight kg / lbs	Highest Reach		Date of Birth	Tournament Totals					
						Spike cm	Block cm		Spike	Block	Serve	Total	%	
1		RAKSAKAEW Jirayu	R.JIRAYU	1.95/6'5"	90/198	350	320	3 AUG 1987						
2		VAENPRADAB Montri	V.MONTRI	1.96/6'5"	80/176	339	309	18 AUG 1987						
3		NANBOON Kon	N. KON	1.88/6'2"	77/170	307	291	8 NOV 1995						
7		SILAPASRON Kanit	S.KANIT	1.95/6'5"	97/214	315	305	12 JUN 1994						
9	C	SRI UTTAWONG Kittikun	S.KITTIKUN	1.84/6'0"	74/163	316	306	10 JAN 1986						
10		NAMKHUNTHOD Kittinon	N.KITTINON	1.90/6'3"	73/161	315	305	16 JUL 1992						
12		WATTANA Yossapol	W.YOSSAPOL	1.84/6'0"	77/170	325	320	27 MAY 1995						
13		SUKSALA Wutthichai	S.WUTTHICHAI	2.20/7'3"	120/265	335	350	21 MAY 1995						
14		SOMKANE Kitsada	S.KITSADA	1.90/6'3"	77/170	342	312	28 SEP 1990						
16		NAKPRASONG Teerasak	N.TEERASAK	1.87/6'2"	73/161	320	305	6 NOV 1985						
17		CHAROENSUK Saranchit	C.SARANCHIT	1.81/5'11"	75/165	331	301	20 JUL 1987						
18	L	PHUANGLIB Montri	P.MONTRI	1.71/5'7"	86/190	311	281	24 MAR 1990						
Coach			SUPAJIRAKUL Monchai (THA)			Assistant Coach			MANAPORNCHAI Khjhornsak (THA)					

TKM - Turkmenistan Uniform colour:

No.	C/L	Name	Shirt Name	Height m / ft in	Weight kg / lbs	Highest Reach		Date of Birth	Tournament Totals					
						Spike cm	Block cm		Spike	Block	Serve	Total	%	
1	C	GYLYCHDURDYEV Gurbanmuhammet	Gylychurdyev	2.00/6'7"	100/220	350	360	21 MAY 1983						
2	L	TACHGELDIYEV Berdimammet	Tachgeldiyev	1.65/5'5"	67/148	240	250	8 DEC 1988						
3		ROZMETOV Bahram	Rozmetov	1.94/6'4"	76/168	350	360	10 JAN 1989						
4		GURBANOV Yusup	Gurbanov	1.86/6'1"	94/207	335	340	6 JUN 1992						
5		AZIMOV Merdan	Azimov	1.85/6'1"	86/190	335	335	14 OCT 1980						
6		NURYEV Dovletgeldi	Nuryev	1.88/6'2"	80/176	330	325	8 DEC 1993						
7		MASSAROV Mekan	Massarov	1.90/6'3"	87/192	330	325	24 AUG 1994						
8		NURYEV Didar	Nuryev	1.85/6'1"	78/172	330	325	26 FEB 1995						
9		NURYEV Davut	Nuryev	1.86/6'1"	82/181	330	335	14 JUL 1990						
10		ARTYKOV Ruslan	Artykov	1.84/6'0"	71/157	310	315	21 MAY 1985						
11		MYRATGELDIYEV Begli	Myratgeldiyev	1.90/6'3"	80/176	330	325	1 JAN 1993						
12		GAYYPOV Ezizmyrat	Gayypov	1.90/6'3"	80/176	330	325	18 JAN 1993						
Coach			TACHNAZAROV Serdar (TKM)			Assistant Coach			ORAZOV Maksat (TKM)					

LEGEND			
%	Percent of total team scoring	C	Team Captain
		L	Libero Player

Timing and Results provided by Tissot



MON 22 SEP 2014
Start Time: 14:00 / End Time: 15:34

Match No.: 7

Match Results

경기 결과

Match Duration: 1h 34m
Spectators: 1000

P2

KUW vs KSA
3 0

Teams	Sets	1	2	3	Total
KUW	3	27	25	25	77
KSA	0	25	23	20	68
Playing Time		30m	29m	29m	1h 28m

First Referee: FAHAD MOHAMMED Ismael (QAT)

Second Referee: FIROUZI Ebrahim (IRI)

KUW - Kuwait

No	C/L	Name	1	2	3	4	5	Pts
1	C	MANSOUR Abdullah	1	4	4			12
2		BAHAROH Mousa						
4		ALKHAREEF Abdulaziz						
5	L	SAYAH Ali					L	
6		ABDULMAJIEID Sultan	3	6	6			7
7		ALSALIM Amer	2	5	5			13
11		ALBANNA Mohammad	5	2	2			6
13		DASHTI Naser	15	15	15			
14		ALI Abdullah				17		
15		ALKAZIMI Zaid	6	3	3			1
17		ALOTAIBI Abdulrahman	4	1	1			18
18	L	SALEEM Abdulaziz	L	L	L			

KSA - Saudi Arabia

No	C/L	Name	1	2	3	4	5	Pts
2		ALJAHANI Majed Mohammed S						
3		ALBAKHET Ahmed Abdulrahman M	1	3	2			11
4		ALBAKHEET Nawaf Abdulrahman M	3	5	4			9
7		ALNAJRANI Omar Mansour S	4	6	5			13
9		ALKHAWAHER Dhia Ali A						
10	L	ALGHAMDI Ayman Ahmad Y	L	L	L			
12		ALMUTAIRI Muwffaq Masoud S	6	2	1			2
13		ALMABADI Ahmed Masoud M						
14		ALDOSSARI Thamer Abdullah S						
15	C	ALKHAIBARY Esmael Abdullah A	5	1	6			8
17		MAJRASHI Ibrahim Ali A	18	18	3			5
18		ALKHALDI Abdulaziz Fahad S	2	4				3

TEAM AND PLAYER PERFORMANCES

Won	Total Atts	No Name	Scoring Skills	Won	Total Atts	No Name
37	84	Total Team		44	97	Total Team
16	35	17 ALOTAIBI Abdulrahman	Spike	13	27	7 ALNAJRANI Omar Mansour S
10	20	1 MANSOUR Abdullah		9	22	4 ALBAKHEET Nawaf Abdulrahman M
5	15	6 ABDULMAJIEID Sultan		8	20	3 ALBAKHET Ahmed Abdulrahman M
11	51	Total Team	Block	6	43	Total Team
8	22	7 ALSALIM Amer		2	6	18 ALKHALDI Abdulaziz Fahad S
2	4	6 ABDULMAJIEID Sultan		2	5	3 ALBAKHET Ahmed Abdulrahman M
1	2	1 MANSOUR Abdullah	1	11	15 ALKHAIBARY Esmael Abdullah A	
9	73	Total Team	Serve	1	72	Total Team
4	14	11 ALBANNA Mohammad		1	11	3 ALBAKHET Ahmed Abdulrahman M
2	11	17 ALOTAIBI Abdulrahman				
1	10	7 ALSALIM Amer				
20		Total Team	Opp Error	17		Total Team
77	208	Total Team	Total	68	212	Total Team
18	52	17 ALOTAIBI Abdulrahman	Best Scorer	13	45	7 ALNAJRANI Omar Mansour S
107 km/h		11 ALBANNA Mohammad	Fastest Serve	100 km/h		7 ALNAJRANI Omar Mansour S

LEGEND

Atts Attempts
L Libero player
n Starting line-up where n = starting position on court (i.e. positions 1 to 6)
Opp Opponent

C Team Captain
L Substitute libero
nn Substitute where nn = jersey number of out going player
Pts Points scored

Timing and Results provided by Tissot



MON 22 SEP 2014
Start Time: 16:00 / End Time: 17:13

Match No.: 8

Match Results

경기 결과

Match Duration: 1h 13m
Spectators: 300

P2

MDV vs HKG

0 3

Teams	Sets	1	2	3	Total
MDV	0	19	22	18	59
HKG	3	25	25	25	75
Playing Time		22m	24m	21m	1h 07m

First Referee: UALKHANOV Doszhan (KAZ)

Second Referee: LEE Kwanghun (KOR)

MDV - Maldives

No	C/L	Name	1	2	3	4	5	Pts
2		AHSAN Mohamed	6	1	6			
3	L	ABDULLA Junaid				L		
5		SAEED Hussain	3	4	3			2
8	C	MOHAMED Ishan	1	2	1			
9		SAJID Ismail	2	3	2			13
10		ABDUL KAREEM Ahmed	4	5	4			8
11		NILAAM Hassan						
12		HUZAAM Ali	5	6	5			17
13		VISAM Hussain						
14	L	NABEEL Ahmed	L	L				
15		ADAM Asfag	5	2	10			1
16		SHAIN Mohamed	10					

HKG - Hong Kong, China

No	C/L	Name	1	2	3	4	5	Pts
4		YIK Chi Hin					9	
5	C	KWONG Ngai Shing Jacky			20			
7		LAM Chun Man	6	5	6			10
8		LEE Man Sing	1	6	1			9
9		CHUNG Wai Sze	2	1	2			1
11		SIU Cheong Hung	3	2	3			8
12		WU Lok Kan						
13	L	NG Kin Pong Jonathan	L	L	L			
14		KWOK Chung Kan				8		
15		LUK Chun Ho			9			1
18		YAU Tze Ching	4	3	4			9
20		CHAN Alex Chi Wai	5	4	5			14

TEAM AND PLAYER PERFORMANCES

Won	Total Atts	No Name	Scoring Skills	Won	Total Atts	No Name
33	66	Total Team		42	76	Total Team
16	25	12 HUZAAM Ali	Spike	12	27	20 CHAN Alex Chi Wai
10	21	9 SAJID Ismail		8	14	7 LAM Chun Man
6	18	10 ABDUL KAREEM Ahmed		7	11	8 LEE Man Sing
4	28	Total Team	Block	5	30	Total Team
2	9	9 SAJID Ismail		2	8	18 YAU Tze Ching
1	1	15 ADAM Asfag		1	6	7 LAM Chun Man
1	3	12 HUZAAM Ali	1	5	11 SIU Cheong Hung	
4	63	Total Team	Serve	5	71	Total Team
2	11	10 ABDUL KAREEM Ahmed		2	13	8 LEE Man Sing
1	9	5 SAEED Hussain		1	10	7 LAM Chun Man
1	14	9 SAJID Ismail	1	9	18 YAU Tze Ching	
18		Total Team	Opp Error	23		Total Team
59	157	Total Team		75	177	Total Team
17	35	12 HUZAAM Ali	Best Scorer	14	40	20 CHAN Alex Chi Wai
99 km/h		10 ABDUL KAREEM Ahmed	Fastest Serve	89 km/h		5 KWONG Ngai Shing Jacky

LEGEND

Atts Attempts
L Libero player
n Starting line-up where n = starting position on court (i.e. positions 1 to 6)
Opp Opponent

C Team Captain
L Substitute libero
nn Substitute where nn = jersey number of out going player
Pts Points scored

Timing and Results provided by Tissot



Match No.: 9

Match Results

경기 결과

Match Duration: 1h 14m
Spectators: 300

P2

THA vs TKM

3 0

Teams	Sets	1	2	3	Total
THA	3	25	25	25	75
TKM	0	22	16	17	55
	Playing Time	24m	22m	22m	1h 08m

First Referee: PRABAKARAN Vasu (IND)

Second Referee: PARK Kisuk (KOR)

THA - Thailand								
No	C/L	Name	1	2	3	4	5	Pts
1		RAKSAKAEW Jirayu	4	4	4			13
2		VAENPRADAB Montri	3	3				2
3		NANBOON Kon				14		
7		SILAPASRON Kanit			1			
9	C	SRI UTTHAWONG Kittikun	2	2	2			13
10		NAMKHUNTHOD Kittinon	6	6	6			7
12		WATTANA Yossapol			17	17		
13		SUKSALA Wutthichai				16		1
14		SOMKANE Kitsada	5	5	5			13
16		NAKPRASONG Teerasak	2	2	3			1
17		CHAROENSUK Saranchit	1	1	1			2
18	L	PHUANGLIB Montri	L	L	L			

TKM - Turkmenistan								
No	C/L	Name	1	2	3	4	5	Pts
1	C	GYLYCHDURDYEV Gurbanmuhammet	3	3	3			8
2	L	TACHGELDIYEV Berdimammet	L	L	L			
3		ROZMETOV Bahram	6	6	6			9
4		GURBANOV Yusup			7			
5		AZIMOV Merdan	5	5	5			4
6		NURYEV Dovletgeldi	4	7				
7		MASSAROV Mekan	6	4	4			4
8		NURYEV Didar	9	5	9			1
9		NURYEV Davut	2	2	2			8
10		ARTYKOV Ruslan	1	1	1			1
11		MYRATGELDIYEV Begli						
12		GAYPOV Ezizmyrat	10	10				

TEAM AND PLAYER PERFORMANCES

Won	Total Atts	No Name
45	74	Total Team
12	15	14 SOMKANE Kitsada
11	18	9 SRI UTTHAWONG Kittikun
11	22	1 RAKSAKAEW Jirayu
6	33	Total Team
2	6	1 RAKSAKAEW Jirayu
2	7	9 SRI UTTHAWONG Kittikun
1	5	14 SOMKANE Kitsada
1	72	Total Team
1	11	10 NAMKHUNTHOD Kittinon
23		Total Team
75	179	Total Team
13	38	1 RAKSAKAEW Jirayu
92 km/h		1 RAKSAKAEW Jirayu

Scoring Skills
Spike
Block
Serve
Opp Error
Total
Best Scorer
Fastest Serve

Won	Total Atts	No Name
31	84	Total Team
8	12	3 ROZMETOV Bahram
7	27	9 NURYEV Davut
6	12	1 GYLYCHDURDYEV Gurbanmuhammet
3	33	Total Team
2	7	1 GYLYCHDURDYEV Gurbanmuhammet
1	10	3 ROZMETOV Bahram
1	57	Total Team
1	7	9 NURYEV Davut
20		Total Team
55	174	Total Team
9	31	3 ROZMETOV Bahram
96 km/h		3 ROZMETOV Bahram

LEGEND

Atts Attempts
L Libero player
n Starting line-up where n = starting position on court (i.e. positions 1 to 6)
Opp Opponent

C Team Captain
L Substitute libero
nn Substitute where nn = jersey number of out going player
Pts Points scored



Match No.: 7

Match Statistics

경기 통계

Match Duration: 1h 34m
Spectators: 1000

P3


KUW vs KSA
3 0

Teams	Sets	1	2	3	Total
KUW	3	27	25	25	77
KSA	0	25	23	20	68
Playing Time		30m	29m	29m	1h 28m


First Referee: FAHAD MOHAMMED Ismael (QAT)

Second Referee: FIROUZI Ebrahim (IRI)


KUW - Kuwait

Scoring Spike

Limit
15.00%

Rk	No	Name	Spikes	Faults	Shots	Total Attempts	Eff %
1	1	MANSOUR Abdullah	10	3	7	20	35.00
2	17	ALOTAIBI Abdulrahman	16	4	15	35	34.29
3	6	ABDULMAJIEID Sultan	5	3	7	15	13.33
	7	ALSALIM Amer	4	2	2	8	
	11	ALBANNA Mohammad	2	-	2	4	
	13	DASHTI Naser	-	-	1	1	
	15	ALKAZIMI Zaid	-	1	-	1	
	2	BAHAROH Mousa	-	-	-	-	
	4	ALKHAREEF Abdulaziz	-	-	-	-	
	5	SAYAH Ali	-	-	-	-	
	14	ALI Abdullah	-	-	-	-	
	18	SALEEM Abdulaziz	-	-	-	-	
Team Totals			37	13	34	84	28.57

Scoring Block


Rk	No	Name	Kill Blocks	Faults	Rebounds	Total Attempts	Avg by Set
1	7	ALSALIM Amer	8	8	6	22	2.67
2	6	ABDULMAJIEID Sultan	2	1	1	4	0.67
3	1	MANSOUR Abdullah	1	-	1	2	0.33
4	11	ALBANNA Mohammad	-	6	5	11	0.00
4	17	ALOTAIBI Abdulrahman	-	3	3	6	0.00
4	15	ALKAZIMI Zaid	-	2	2	4	0.00
4	13	DASHTI Naser	-	-	2	2	0.00
	2	BAHAROH Mousa	-	-	-	-	
	4	ALKHAREEF Abdulaziz	-	-	-	-	
	5	SAYAH Ali	-	-	-	-	
	14	ALI Abdullah	-	-	-	-	
	18	SALEEM Abdulaziz	-	-	-	-	
Team Totals			11	20	20	51	3.67

Scoring Service


Rk	No	Name	Aces	Faults	Serve Hits	Total Attempts	Avg by Set
1	11	ALBANNA Mohammad	4	4	6	14	1.33
2	17	ALOTAIBI Abdulrahman	2	1	8	11	0.67
3	1	MANSOUR Abdullah	1	1	15	17	0.33
3	15	ALKAZIMI Zaid	1	-	10	11	0.33
3	7	ALSALIM Amer	1	-	9	10	0.33
6	6	ABDULMAJIEID Sultan	-	1	9	10	0.00
	2	BAHAROH Mousa	-	-	-	-	
	4	ALKHAREEF Abdulaziz	-	-	-	-	
	5	SAYAH Ali	-	-	-	-	
	13	DASHTI Naser	-	-	-	-	
	14	ALI Abdullah	-	-	-	-	
	18	SALEEM Abdulaziz	-	-	-	-	
Team Totals			9	7	57	73	3.00

Team
Opponent Errors & Team Faults

20

Timing and Results provided by Tissot



Match No.: 7

Match Statistics

경기 통계

Match Duration: 1h 34m
Spectators: 1000

P3

KUW vs KSA


3 0

Teams	Sets	1	2	3	Total
KUW	3	27	25	25	77
KSA	0	25	23	20	68
	Playing Time	30m	29m	29m	1h 28m


First Referee: FAHAD MOHAMMED Ismael (QAT)

Second Referee: FIROUZI Ebrahim (IRI)

KUW - Kuwait

Non-Scoring Dig


Rk	No	Name	Digs	Faults	Receptions	Total Attempts	Avg by Set
1	6	ABDULMAJIEID Sultan	2	-	6	8	0.67
2	1	MANSOUR Abdullah	1	2	6	9	0.33
3	18	SALEEM Abdulaziz	-	4	9	13	0.00
3	15	ALKAZIMI Zaid	-	2	6	8	0.00
3	17	ALOTAIBI Abdulrahman	-	1	5	6	0.00
3	11	ALBANNA Mohammad	-	1	3	4	0.00
	2	BAHAROH Mousa	-	-	-	-	-
	4	ALKHAREEF Abdulaziz	-	-	-	-	-
	5	SAYAH Ali	-	-	-	-	-
	7	ALSALIM Amer	-	-	-	-	-
	13	DASHTI Naser	-	-	-	-	-
	14	ALI Abdullah	-	-	-	-	-
Team Totals			3	10	35	48	1.00

Non-Scoring Set


Rk	No	Name	Running Sets	Faults	Still Sets	Total Attempts	Avg by Set
1	15	ALKAZIMI Zaid	32	2	32	66	10.67
2	11	ALBANNA Mohammad	2	-	1	3	0.67
3	18	SALEEM Abdulaziz	1	-	5	6	0.33
3	1	MANSOUR Abdullah	1	1	3	5	0.33
5	7	ALSALIM Amer	-	-	3	3	0.00
5	13	DASHTI Naser	-	-	1	1	0.00
5	17	ALOTAIBI Abdulrahman	-	-	1	1	0.00
	2	BAHAROH Mousa	-	-	-	-	-
	4	ALKHAREEF Abdulaziz	-	-	-	-	-
	5	SAYAH Ali	-	-	-	-	-
	6	ABDULMAJIEID Sultan	-	-	-	-	-
	14	ALI Abdullah	-	-	-	-	-
Team Totals			36	3	46	85	12.00

Non-Scoring Reception

Limit
25.00%

Rk	No	Name	Excellents	Faults	Serve Receptions	Total Attempts	Succ %
1	1	MANSOUR Abdullah	11	-	8	19	57.89
2	18	SALEEM Abdulaziz	9	-	17	26	34.62
	17	ALOTAIBI Abdulrahman	2	1	8	11	
	14	ALI Abdullah	2	-	-	2	
	5	SAYAH Ali	-	-	1	1	
	15	ALKAZIMI Zaid	1	-	-	1	
	2	BAHAROH Mousa	-	-	-	-	
	4	ALKHAREEF Abdulaziz	-	-	-	-	
	6	ABDULMAJIEID Sultan	-	-	-	-	
	7	ALSALIM Amer	-	-	-	-	
	11	ALBANNA Mohammad	-	-	-	-	
	13	DASHTI Naser	-	-	-	-	
Team Totals			25	1	34	60	41.67



Match No.: 7

Match Statistics

경기 통계

Match Duration: 1h 34m
Spectators: 1000

P3


KUW vs KSA
3 0

Teams	Sets	1	2	3	Total
KUW	3	27	25	25	77
KSA	0	25	23	20	68
	Playing Time	30m	29m	29m	1h 28m


First Referee: FAHAD MOHAMMED Ismael (QAT)

Second Referee: FIROUZI Ebrahim (IRI)


KSA - Saudi Arabia

Scoring Spike

Limit
15.00%

Rk	No	Name	Spikes	Faults	Shots	Total Attempts	Eff %
1	15	ALKHAIBARY Esmael Abdullah A	7	3	5	15	26.67
2	3	ALBAKHET Ahmed Abdulrahman M	8	3	9	20	25.00
3	4	ALBAKHEET Nawaf Abdulrahman M	9	5	8	22	18.18
4	7	ALNAJRANI Omar Mansour S	13	9	5	27	14.81
	17	MAJRASHI Ibrahim Ali A	5	1	3	9	
	12	ALMUTAIRI Muwffaq Masoud S	1	-	1	2	
	18	ALKHALDI Abdulaziz Fahad S	1	-	1	2	
	2	ALJAHANI Majed Mohammed S	-	-	-	-	
	9	ALKHAWAHER Dhia Ali A	-	-	-	-	
	10	ALGHAMDI Ayman Ahmad Y	-	-	-	-	
	13	ALMABADI Ahmed Masoud M	-	-	-	-	
	14	ALDOSSARI Thamer Abdullah S	-	-	-	-	
Team Totals			44	21	32	97	23.71

Scoring Block


Rk	No	Name	Kill Blocks	Faults	Rebounds	Total Attempts	Avg by Set
1	18	ALKHALDI Abdulaziz Fahad S	2	2	2	6	0.67
1	3	ALBAKHET Ahmed Abdulrahman M	2	2	1	5	0.67
3	15	ALKHAIBARY Esmael Abdullah A	1	4	6	11	0.33
3	12	ALMUTAIRI Muwffaq Masoud S	1	6	2	9	0.33
5	7	ALNAJRANI Omar Mansour S	-	1	3	4	0.00
5	4	ALBAKHEET Nawaf Abdulrahman M	-	2	2	4	0.00
5	17	MAJRASHI Ibrahim Ali A	-	3	1	4	0.00
	2	ALJAHANI Majed Mohammed S	-	-	-	-	
	9	ALKHAWAHER Dhia Ali A	-	-	-	-	
	10	ALGHAMDI Ayman Ahmad Y	-	-	-	-	
	13	ALMABADI Ahmed Masoud M	-	-	-	-	
	14	ALDOSSARI Thamer Abdullah S	-	-	-	-	
Team Totals			6	20	17	43	2.00

Scoring Service


Rk	No	Name	Aces	Faults	Serve Hits	Total Attempts	Avg by Set
1	3	ALBAKHET Ahmed Abdulrahman M	1	3	7	11	0.33
2	7	ALNAJRANI Omar Mansour S	-	1	13	14	0.00
2	15	ALKHAIBARY Esmael Abdullah A	-	2	11	13	0.00
2	4	ALBAKHEET Nawaf Abdulrahman M	-	1	11	12	0.00
2	17	MAJRASHI Ibrahim Ali A	-	-	8	8	0.00
2	12	ALMUTAIRI Muwffaq Masoud S	-	2	6	8	0.00
2	18	ALKHALDI Abdulaziz Fahad S	-	-	6	6	0.00
	2	ALJAHANI Majed Mohammed S	-	-	-	-	
	9	ALKHAWAHER Dhia Ali A	-	-	-	-	
	10	ALGHAMDI Ayman Ahmad Y	-	-	-	-	
	13	ALMABADI Ahmed Masoud M	-	-	-	-	
	14	ALDOSSARI Thamer Abdullah S	-	-	-	-	
Team Totals			1	9	62	72	0.33

Team
Opponent Errors & Team Faults

17

Timing and Results provided by Tissot



Match No.: 7

Match Statistics

경기 통계

Match Duration: 1h 34m
Spectators: 1000

P3


KUW vs KSA
3 0

Teams	Sets	1	2	3	Total
KUW	3	27	25	25	77
KSA	0	25	23	20	68
Playing Time		30m	29m	29m	1h 28m


First Referee: FAHAD MOHAMMED Ismael (QAT)

Second Referee: FIROUZI Ebrahim (IRI)


KSA - Saudi Arabia

Non-Scoring Dig


Rk	No	Name	Digs	Faults	Receptions	Total Attempts	Avg by Set
1	10	ALGHAMDI Ayman Ahmad Y	2	2	9	13	0.67
2	3	ALBAKHET Ahmed Abdulrahman M	1	-	9	10	0.33
2	17	MAJRASHI Ibrahim Ali A	1	-	2	3	0.33
4	4	ALBAKHEET Nawaf Abdulrahman M	-	4	5	9	0.00
4	12	ALMUTAIRI Muwffaq Masoud S	-	2	5	7	0.00
4	15	ALKHAIBARY Esmael Abdullah A	-	1	4	5	0.00
4	7	ALNAJRANI Omar Mansour S	-	2	2	4	0.00
	2	ALJAHANI Majed Mohammed S	-	-	-	-	-
	9	ALKHAWAHER Dhia Ali A	-	-	-	-	-
	13	ALMABADI Ahmed Masoud M	-	-	-	-	-
	14	ALDOSSARI Thamer Abdullah S	-	-	-	-	-
	18	ALKHALDI Abdulaziz Fahad S	-	-	-	-	-
Team Totals			4	11	36	51	1.33

Non-Scoring Set


Rk	No	Name	Running Sets	Faults	Still Sets	Total Attempts	Avg by Set
1	12	ALMUTAIRI Muwffaq Masoud S	37	-	44	81	12.33
2	15	ALKHAIBARY Esmael Abdullah A	1	1	1	3	0.33
2	10	ALGHAMDI Ayman Ahmad Y	1	-	1	2	0.33
2	7	ALNAJRANI Omar Mansour S	1	-	-	1	0.33
5	4	ALBAKHEET Nawaf Abdulrahman M	-	-	1	1	0.00
5	17	MAJRASHI Ibrahim Ali A	-	-	1	1	0.00
	2	ALJAHANI Majed Mohammed S	-	-	-	-	-
	3	ALBAKHET Ahmed Abdulrahman M	-	-	-	-	-
	9	ALKHAWAHER Dhia Ali A	-	-	-	-	-
	13	ALMABADI Ahmed Masoud M	-	-	-	-	-
	14	ALDOSSARI Thamer Abdullah S	-	-	-	-	-
	18	ALKHALDI Abdulaziz Fahad S	-	-	-	-	-
Team Totals			40	1	48	89	13.33

Non-Scoring Reception

Limit
25.00%

Rk	No	Name	Excellents	Faults	Serve Receptions	Total Attempts	Succ %
1	10	ALGHAMDI Ayman Ahmad Y	17	2	6	25	68.00
2	7	ALNAJRANI Omar Mansour S	8	3	20	31	25.81
	3	ALBAKHET Ahmed Abdulrahman M	2	1	4	7	-
	4	ALBAKHEET Nawaf Abdulrahman M	-	2	-	2	-
	18	ALKHALDI Abdulaziz Fahad S	-	1	-	1	-
	2	ALJAHANI Majed Mohammed S	-	-	-	-	-
	9	ALKHAWAHER Dhia Ali A	-	-	-	-	-
	12	ALMUTAIRI Muwffaq Masoud S	-	-	-	-	-
	13	ALMABADI Ahmed Masoud M	-	-	-	-	-
	14	ALDOSSARI Thamer Abdullah S	-	-	-	-	-
	15	ALKHAIBARY Esmael Abdullah A	-	-	-	-	-
	17	MAJRASHI Ibrahim Ali A	-	-	-	-	-
Team Totals			27	9	30	66	40.91

Avg	Eff%	Rk	Succ%
Average	Efficiency	Rank	Success %

Timing and Results provided by Tissot



Match No.: 8

Match Statistics

경기 통계

Match Duration: 1h 13m
Spectators: 300

P3


MDV vs HKG
0 3

Teams	Sets	1	2	3	Total
MDV	0	19	22	18	59
HKG	3	25	25	25	75
	Playing Time	22m	24m	21m	1h 07m


First Referee: UALKHANOV Doszhan (KAZ)

Second Referee: LEE Kwanghun (KOR)


MDV - Maldives

Scoring Spike

Limit
15.00%

Rk	No	Name	Spikes	Faults	Shots	Total Attempts	Eff %
1	12	HUZAAM Ali	16	5	4	25	44.00
2	9	SAJID Ismail	10	2	9	21	38.10
	10	ABDUL KAREEM Ahmed	6	8	4	18	
	2	AHSAN Mohamed	-	-	1	1	
	5	SAEED Hussain	1	-	-	1	
	3	ABDULLA Junaid	-	-	-	-	
	8	MOHAMED Ishan	-	-	-	-	
	11	NILAAM Hassan	-	-	-	-	
	13	VISAM Hussain	-	-	-	-	
	14	NABEEL Ahmed	-	-	-	-	
	15	ADAM Asfag	-	-	-	-	
	16	SHAIN Mohamed	-	-	-	-	
Team Totals			33	15	18	66	27.27

Scoring Block


Rk	No	Name	Kill Blocks	Faults	Rebounds	Total Attempts	Avg by Set
1	9	SAJID Ismail	2	6	1	9	0.67
2	12	HUZAAM Ali	1	2	-	3	0.33
2	15	ADAM Asfag	1	-	-	1	0.33
4	8	MOHAMED Ishan	-	4	2	6	0.00
4	2	AHSAN Mohamed	-	2	2	4	0.00
4	10	ABDUL KAREEM Ahmed	-	2	2	4	0.00
4	5	SAEED Hussain	-	1	-	1	0.00
	3	ABDULLA Junaid	-	-	-	-	
	11	NILAAM Hassan	-	-	-	-	
	13	VISAM Hussain	-	-	-	-	
	14	NABEEL Ahmed	-	-	-	-	
	16	SHAIN Mohamed	-	-	-	-	
Team Totals			4	17	7	28	1.33

Scoring Service


Rk	No	Name	Aces	Faults	Serve Hits	Total Attempts	Avg by Set
1	10	ABDUL KAREEM Ahmed	2	2	7	11	0.67
2	9	SAJID Ismail	1	2	11	14	0.33
2	5	SAEED Hussain	1	-	8	9	0.33
4	8	MOHAMED Ishan	-	3	10	13	0.00
4	2	AHSAN Mohamed	-	1	6	7	0.00
4	12	HUZAAM Ali	-	2	5	7	0.00
4	15	ADAM Asfag	-	-	2	2	0.00
	3	ABDULLA Junaid	-	-	-	-	
	11	NILAAM Hassan	-	-	-	-	
	13	VISAM Hussain	-	-	-	-	
	14	NABEEL Ahmed	-	-	-	-	
	16	SHAIN Mohamed	-	-	-	-	
Team Totals			4	10	49	63	1.33

Team
Opponent Errors & Team Faults

18	1
----	---

Timing and Results provided by Tissot



Match No.: 8

Match Statistics

경기 통계

Match Duration: 1h 13m
Spectators: 300

P3


MDV vs HKG
0 3

Teams	Sets	1	2	3	Total
MDV	0	19	22	18	59
HKG	3	25	25	25	75
	Playing Time	22m	24m	21m	1h 07m


First Referee: UALKHANOV Doszhan (KAZ)

Second Referee: LEE Kwanghun (KOR)

MDV - Maldives

Non-Scoring Dig


Rk	No	Name	Digs	Faults	Receptions	Total Attempts	Avg by Set
1	14	NABEEL Ahmed	2	2	4	8	0.67
2	2	AHSAN Mohamed	1	1	1	3	0.33
3	9	SAJID Ismail	-	3	8	11	0.00
3	3	ABDULLA Junaid	-	2	3	5	0.00
3	8	MOHAMED Ishan	-	2	3	5	0.00
3	12	HUZAAM Ali	-	2	3	5	0.00
3	10	ABDUL KAREEM Ahmed	-	-	3	3	0.00
3	15	ADAM Asfag	-	1	1	2	0.00
3	5	SAEED Hussain	-	1	-	1	0.00
	11	NILAAM Hassan	-	-	-	-	-
	13	VISAM Hussain	-	-	-	-	-
	16	SHAIN Mohamed	-	-	-	-	-
Team Totals			3	14	26	43	1.00

Non-Scoring Set


Rk	No	Name	Running Sets	Faults	Still Sets	Total Attempts	Avg by Set
1	8	MOHAMED Ishan	29	-	28	57	9.67
2	9	SAJID Ismail	2	-	1	3	0.67
3	5	SAEED Hussain	1	1	2	4	0.33
4	12	HUZAAM Ali	-	-	2	2	0.00
4	2	AHSAN Mohamed	-	1	1	2	0.00
	3	ABDULLA Junaid	-	-	-	-	-
	10	ABDUL KAREEM Ahmed	-	-	-	-	-
	11	NILAAM Hassan	-	-	-	-	-
	13	VISAM Hussain	-	-	-	-	-
	14	NABEEL Ahmed	-	-	-	-	-
	15	ADAM Asfag	-	-	-	-	-
	16	SHAIN Mohamed	-	-	-	-	-
Team Totals			32	2	34	68	10.67

Non-Scoring Reception

Limit
25.00%

Rk	No	Name	Excellents	Faults	Serve Receptions	Total Attempts	Succ %
1	9	SAJID Ismail	6	2	22	30	20.00
	12	HUZAAM Ali	1	1	7	9	
	14	NABEEL Ahmed	2	1	6	9	
	3	ABDULLA Junaid	1	-	5	6	
	15	ADAM Asfag	1	-	3	4	
	2	AHSAN Mohamed	-	-	-	-	
	5	SAEED Hussain	-	-	-	-	
	8	MOHAMED Ishan	-	-	-	-	
	10	ABDUL KAREEM Ahmed	-	-	-	-	
	11	NILAAM Hassan	-	-	-	-	
	13	VISAM Hussain	-	-	-	-	
	16	SHAIN Mohamed	-	-	-	-	
Team Totals			11	4	43	58	18.97



Match No.: 8

Match Statistics

경기 통계

Match Duration: 1h 13m
Spectators: 300

P3


MDV vs HKG
0 3

Teams	Sets	1	2	3	Total
MDV	0	19	22	18	59
HKG	3	25	25	25	75
	Playing Time	22m	24m	21m	1h 07m


First Referee: UALKHANOV Doszhan (KAZ)

Second Referee: LEE Kwanghun (KOR)


HKG - Hong Kong, China

Scoring Spike

Limit
15.00%

Rk	No	Name	Spikes	Faults	Shots	Total Attempts	Eff %
1	8	LEE Man Sing	7	-	4	11	63.64
2	7	LAM Chun Man	8	1	5	14	50.00
3	20	CHAN Alex Chi Wai	12	4	11	27	29.63
4	11	SIU Cheong Hung	7	3	5	15	26.67
	18	YAU Tze Ching	6	-	1	7	
	9	CHUNG Wai Sze	1	-	-	1	
	15	LUK Chun Ho	1	-	-	1	
	4	YIK Chi Hin	-	-	-	-	
	5	KWONG Ngai Shing Jacky	-	-	-	-	
	12	WU Lok Kan	-	-	-	-	
	13	NG Kin Pong Jonathan	-	-	-	-	
	14	KWOK Chung Kan	-	-	-	-	
Team Totals			42	8	26	76	44.74

Scoring Block


Rk	No	Name	Kill Blocks	Faults	Rebounds	Total Attempts	Avg by Set
1	18	YAU Tze Ching	2	6	-	8	0.67
2	7	LAM Chun Man	1	2	3	6	0.33
2	11	SIU Cheong Hung	1	2	2	5	0.33
2	20	CHAN Alex Chi Wai	1	4	-	5	0.33
5	8	LEE Man Sing	-	2	2	4	0.00
5	9	CHUNG Wai Sze	-	-	1	1	0.00
5	15	LUK Chun Ho	-	1	-	1	0.00
	4	YIK Chi Hin	-	-	-	-	
	5	KWONG Ngai Shing Jacky	-	-	-	-	
	12	WU Lok Kan	-	-	-	-	
	13	NG Kin Pong Jonathan	-	-	-	-	
	14	KWOK Chung Kan	-	-	-	-	
Team Totals			5	17	8	30	1.67

Scoring Service


Rk	No	Name	Aces	Faults	Serve Hits	Total Attempts	Avg by Set
1	8	LEE Man Sing	2	2	9	13	0.67
2	7	LAM Chun Man	1	-	9	10	0.33
2	18	YAU Tze Ching	1	-	8	9	0.33
2	20	CHAN Alex Chi Wai	1	4	3	8	0.33
5	9	CHUNG Wai Sze	-	4	15	19	0.00
5	11	SIU Cheong Hung	-	-	9	9	0.00
5	5	KWONG Ngai Shing Jacky	-	-	2	2	0.00
5	14	KWOK Chung Kan	-	1	-	1	0.00
	4	YIK Chi Hin	-	-	-	-	
	12	WU Lok Kan	-	-	-	-	
	13	NG Kin Pong Jonathan	-	-	-	-	
	15	LUK Chun Ho	-	-	-	-	
Team Totals			5	11	55	71	1.67

Team

Opponent Errors & Team Faults	23
-------------------------------	----

Timing and Results provided by Tissot



Match No.: 8

Match Statistics

경기 통계

Match Duration: 1h 13m
Spectators: 300

P3

MDV vs HKG


0 3

Teams	Sets	1	2	3	Total
MDV	0	19	22	18	59
HKG	3	25	25	25	75
	Playing Time	22m	24m	21m	1h 07m


First Referee: UALKHANOV Doszhan (KAZ)

Second Referee: LEE Kwanghun (KOR)


HKG - Hong Kong, China

Non-Scoring Dig


Rk	No	Name	Digs	Faults	Receptions	Total Attempts	Avg by Set
1	13	NG Kin Pong Jonathan	2	3	6	11	0.67
2	11	SIU Cheong Hung	-	3	7	10	0.00
2	7	LAM Chun Man	-	3	4	7	0.00
2	9	CHUNG Wai Sze	-	1	3	4	0.00
2	20	CHAN Alex Chi Wai	-	-	3	3	0.00
2	18	YAU Tze Ching	-	-	2	2	0.00
2	8	LEE Man Sing	-	1	1	2	0.00
	4	YIK Chi Hin	-	-	-	-	-
	5	KWONG Ngai Shing Jacky	-	-	-	-	-
	12	WU Lok Kan	-	-	-	-	-
	14	KWOK Chung Kan	-	-	-	-	-
	15	LUK Chun Ho	-	-	-	-	-
Team Totals			2	11	26	39	0.67

Non-Scoring Set


Rk	No	Name	Running Sets	Faults	Still Sets	Total Attempts	Avg by Set
1	9	CHUNG Wai Sze	30	3	28	61	10.00
2	13	NG Kin Pong Jonathan	3	-	1	4	1.00
3	20	CHAN Alex Chi Wai	1	-	1	2	0.33
3	7	LAM Chun Man	1	-	-	1	0.33
5	5	KWONG Ngai Shing Jacky	-	-	2	2	0.00
5	11	SIU Cheong Hung	-	-	1	1	0.00
	4	YIK Chi Hin	-	-	-	-	-
	8	LEE Man Sing	-	-	-	-	-
	12	WU Lok Kan	-	-	-	-	-
	14	KWOK Chung Kan	-	-	-	-	-
	15	LUK Chun Ho	-	-	-	-	-
	18	YAU Tze Ching	-	-	-	-	-
Team Totals			35	3	33	71	11.67

Non-Scoring Reception

Limit
25.00%

Rk	No	Name	Excellents	Faults	Serve Receptions	Total Attempts	Succ %
1	13	NG Kin Pong Jonathan	9	2	12	23	39.13
2	11	SIU Cheong Hung	4	2	13	19	21.05
	7	LAM Chun Man	2	-	2	4	-
	8	LEE Man Sing	-	-	1	1	-
	14	KWOK Chung Kan	-	-	1	1	-
	20	CHAN Alex Chi Wai	-	-	1	1	-
	4	YIK Chi Hin	-	-	-	-	-
	5	KWONG Ngai Shing Jacky	-	-	-	-	-
	9	CHUNG Wai Sze	-	-	-	-	-
	12	WU Lok Kan	-	-	-	-	-
	15	LUK Chun Ho	-	-	-	-	-
	18	YAU Tze Ching	-	-	-	-	-
Team Totals			15	4	30	49	30.61

Avg	Eff%	Rk	Succ%
Average	Efficiency	Rank	Success %

Timing and Results provided by Tissot



Match No.: 9

Match Statistics

경기 통계

Match Duration: 1h 14m
Spectators: 300

P3


THA vs TKM
3 0

Teams	Sets	1	2	3	Total
THA	3	25	25	25	75
TKM	0	22	16	17	55
	Playing Time	24m	22m	22m	1h 08m


First Referee: PRABAKARAN Vasu (IND)

Second Referee: PARK Kisuk (KOR)


THA - Thailand

Scoring Spike

Limit 15.00%

Rk	No	Name	Spikes	Faults	Shots	Total Attempts	Eff %
1	14	SOMKANE Kitsada	12	1	2	15	73.33
2	9	SRI UTTHAWONG Kittikun	11	2	5	18	50.00
3	1	RAKSAKAEW Jirayu	11	4	7	22	31.82
	10	NAMKHUNTHOD Kittinon	6	1	2	9	
	16	NAKPRASONG Teerasak	1	-	2	3	
	2	VAENPRADAB Montri	1	1	1	3	
	17	CHAROENSUK Saranchit	2	-	-	2	
	3	NANBOON Kon	-	-	1	1	
	13	SUKSALA Wutthichai	1	-	-	1	
	7	SILAPASRON Kanit	-	-	-	-	
	12	WATTANA Yossapol	-	-	-	-	
	18	PHUANGLIB Montri	-	-	-	-	
Team Totals			45	9	20	74	48.65

Scoring Block


Rk	No	Name	Kill Blocks	Faults	Rebounds	Total Attempts	Avg by Set
1	9	SRI UTTHAWONG Kittikun	2	4	1	7	0.67
1	1	RAKSAKAEW Jirayu	2	-	4	6	0.67
3	2	VAENPRADAB Montri	1	3	2	6	0.33
3	14	SOMKANE Kitsada	1	2	2	5	0.33
5	10	NAMKHUNTHOD Kittinon	-	2	1	3	0.00
5	17	CHAROENSUK Saranchit	-	-	2	2	0.00
5	16	NAKPRASONG Teerasak	-	1	1	2	0.00
5	7	SILAPASRON Kanit	-	1	-	1	0.00
5	13	SUKSALA Wutthichai	-	1	-	1	0.00
	3	NANBOON Kon	-	-	-	-	
	12	WATTANA Yossapol	-	-	-	-	
	18	PHUANGLIB Montri	-	-	-	-	
Team Totals			6	14	13	33	2.00

Scoring Service


Rk	No	Name	Aces	Faults	Serve Hits	Total Attempts	Avg by Set
1	10	NAMKHUNTHOD Kittinon	1	-	10	11	0.33
2	9	SRI UTTHAWONG Kittikun	-	1	11	12	0.00
2	17	CHAROENSUK Saranchit	-	1	11	12	0.00
2	14	SOMKANE Kitsada	-	2	10	12	0.00
2	1	RAKSAKAEW Jirayu	-	3	7	10	0.00
2	2	VAENPRADAB Montri	-	2	5	7	0.00
2	16	NAKPRASONG Teerasak	-	1	5	6	0.00
2	12	WATTANA Yossapol	-	-	2	2	0.00
	3	NANBOON Kon	-	-	-	-	
	7	SILAPASRON Kanit	-	-	-	-	
	13	SUKSALA Wutthichai	-	-	-	-	
	18	PHUANGLIB Montri	-	-	-	-	
Team Totals			1	10	61	72	0.33

Team

Opponent Errors & Team Faults	
	23 1

Timing and Results provided by Tissot



Match No.: 9

Match Statistics

경기 통계

Match Duration: 1h 14m
Spectators: 300

P3


THA vs TKM
3 0

Teams	Sets	1	2	3	Total
THA	3	25	25	25	75
TKM	0	22	16	17	55
	Playing Time	24m	22m	22m	1h 08m


First Referee: PRABAKARAN Vasu (IND)

Second Referee: PARK Kisuk (KOR)


THA - Thailand

Non-Scoring Dig


Rk	No	Name	Digs	Faults	Receptions	Total Attempts	Avg by Set
1	17	CHAROENSUK Saranchit	2	2	11	15	0.67
2	18	PHUANGLIB Montri	-	4	9	13	0.00
2	9	SRI UTTHAWONG Kittikun	-	2	8	10	0.00
2	14	SOMKANE Kitsada	-	3	5	8	0.00
2	1	RAKSAKAEW Jirayu	-	2	2	4	0.00
2	10	NAMKHUNTHOD Kittinon	-	-	1	1	0.00
2	12	WATTANA Yossapol	-	1	-	1	0.00
	2	VAENPRADAB Montri	-	-	-	-	-
	3	NANBOON Kon	-	-	-	-	-
	7	SILAPASRON Kanit	-	-	-	-	-
	13	SUKSALA Wutthichai	-	-	-	-	-
	16	NAKPRASONG Teerasak	-	-	-	-	-
Team Totals			2	14	36	52	0.67

Non-Scoring Set


Rk	No	Name	Running Sets	Faults	Still Sets	Total Attempts	Avg by Set
1	17	CHAROENSUK Saranchit	35	1	18	54	11.67
2	18	PHUANGLIB Montri	5	1	5	11	1.67
3	12	WATTANA Yossapol	2	-	1	3	0.67
4	14	SOMKANE Kitsada	-	-	2	2	0.00
4	2	VAENPRADAB Montri	-	-	1	1	0.00
4	16	NAKPRASONG Teerasak	-	-	1	1	0.00
4	9	SRI UTTHAWONG Kittikun	-	1	-	1	0.00
	1	RAKSAKAEW Jirayu	-	-	-	-	-
	3	NANBOON Kon	-	-	-	-	-
	7	SILAPASRON Kanit	-	-	-	-	-
	10	NAMKHUNTHOD Kittinon	-	-	-	-	-
	13	SUKSALA Wutthichai	-	-	-	-	-
Team Totals			42	3	28	73	14.00

Non-Scoring Reception

Limit
25.00%

Rk	No	Name	Excellents	Faults	Serve Receptions	Total Attempts	Succ %
1	14	SOMKANE Kitsada	14	1	13	28	50.00
	9	SRI UTTHAWONG Kittikun	6	-	5	11	
	18	PHUANGLIB Montri	4	-	2	6	
	3	NANBOON Kon	-	-	2	2	
	1	RAKSAKAEW Jirayu	-	-	-	-	
	2	VAENPRADAB Montri	-	-	-	-	
	7	SILAPASRON Kanit	-	-	-	-	
	10	NAMKHUNTHOD Kittinon	-	-	-	-	
	12	WATTANA Yossapol	-	-	-	-	
	13	SUKSALA Wutthichai	-	-	-	-	
	16	NAKPRASONG Teerasak	-	-	-	-	
	17	CHAROENSUK Saranchit	-	-	-	-	
Team Totals			24	1	22	47	51.06



Match No.: 9

Match Statistics

경기 통계

Match Duration: 1h 14m
Spectators: 300

P3


THA vs TKM
3 0

Teams	Sets	1	2	3	Total
THA	3	25	25	25	75
TKM	0	22	16	17	55
	Playing Time	24m	22m	22m	1h 08m


First Referee: PRABAKARAN Vasu (IND)

Second Referee: PARK Kisuk (KOR)


TKM - Turkmenistan

Scoring Spike

Limit
15.00%

Rk	No	Name	Spikes	Faults	Shots	Total Attempts	Eff %
1	3	ROZMETOV Bahram	8	1	3	12	58.33
2	1	GYLYCHDURDYEV Gurbanmuhammet	6	2	4	12	33.33
3	5	AZIMOV Merdan	4	2	6	12	16.67
4	9	NURYEV Davut	7	5	15	27	7.41
	7	MASSAROV Mekan	4	5	2	11	
	6	NURYEV Dovletgeldi	-	5	-	5	
	10	ARTYKOV Ruslan	1	-	2	3	
	8	NURYEV Didar	1	-	-	1	
	4	GURBANOV Yusup	-	1	-	1	
	2	TACHGELDIYEV Berdimammet	-	-	-	-	
	11	MYRATGELDIYEV Begli	-	-	-	-	
	12	GAYYPOV Ezizmyrat	-	-	-	-	
Team Totals			31	21	32	84	11.90

Scoring Block


Rk	No	Name	Kill Blocks	Faults	Rebounds	Total Attempts	Avg by Set
1	1	GYLYCHDURDYEV Gurbanmuhammet	2	2	3	7	0.67
2	3	ROZMETOV Bahram	1	7	2	10	0.33
3	10	ARTYKOV Ruslan	-	5	2	7	0.00
3	5	AZIMOV Merdan	-	3	-	3	0.00
3	7	MASSAROV Mekan	-	1	1	2	0.00
3	9	NURYEV Davut	-	2	-	2	0.00
3	12	GAYYPOV Ezizmyrat	-	-	1	1	0.00
3	6	NURYEV Dovletgeldi	-	1	-	1	0.00
	2	TACHGELDIYEV Berdimammet	-	-	-	-	
	4	GURBANOV Yusup	-	-	-	-	
	8	NURYEV Didar	-	-	-	-	
	11	MYRATGELDIYEV Begli	-	-	-	-	
Team Totals			3	21	9	33	1.00

Scoring Service


Rk	No	Name	Aces	Faults	Serve Hits	Total Attempts	Avg by Set
1	9	NURYEV Davut	1	-	6	7	0.33
2	3	ROZMETOV Bahram	-	1	8	9	0.00
2	7	MASSAROV Mekan	-	1	8	9	0.00
2	10	ARTYKOV Ruslan	-	-	8	8	0.00
2	1	GYLYCHDURDYEV Gurbanmuhammet	-	-	7	7	0.00
2	5	AZIMOV Merdan	-	2	4	6	0.00
2	6	NURYEV Dovletgeldi	-	-	5	5	0.00
2	8	NURYEV Didar	-	1	3	4	0.00
2	12	GAYYPOV Ezizmyrat	-	-	2	2	0.00
	2	TACHGELDIYEV Berdimammet	-	-	-	-	
	4	GURBANOV Yusup	-	-	-	-	
	11	MYRATGELDIYEV Begli	-	-	-	-	
Team Totals			1	5	51	57	0.33

Team
Opponent Errors & Team Faults

20	3
----	---

Timing and Results provided by Tissot



Match No.: 9

Match Statistics

경기 통계

Match Duration: 1h 14m
Spectators: 300

P3


THA vs TKM
3 0


Teams	Sets	1	2	3	Total
THA	3	25	25	25	75
TKM	0	22	16	17	55
	Playing Time	24m	22m	22m	1h 08m


First Referee: PRABAKARAN Vasu (IND)

Second Referee: PARK Kisuk (KOR)

TKM - Turkmenistan

Non-Scoring Dig	Rk	No	Name	Digs	Faults	Receptions	Total Attempts	Avg by Set	
	1	2	TACHGELDIYEV Berdimammet	-	5	12	17	0.00	
	1	9	NURYEV Davut	-	1	5	6	0.00	
	1	5	AZIMOV Merdan	-	1	4	5	0.00	
	1	7	MASSAROV Mekan	-	1	3	4	0.00	
	1	10	ARTYKOV Ruslan	-	1	3	4	0.00	
	1	3	ROZMETOV Bahram	-	1	2	3	0.00	
	1	1	GYLYCHDURDYEV Gurbanmuhammet	-	1	1	2	0.00	
	1	8	NURYEV Didar	-	2	-	2	0.00	
	1	6	NURYEV Dovletgeldi	-	1	-	1	0.00	
		4	GURBANOV Yusup	-	-	-	-	-	
		11	MYRATGELDIYEV Begli	-	-	-	-	-	
		12	GAYPOV Ezizmyrat	-	-	-	-	-	
Team Totals					14	30	44	0.00	

Non-Scoring Set	Rk	No	Name	Running Sets	Faults	Still Sets	Total Attempts	Avg by Set
	1	10	ARTYKOV Ruslan	27	-	42	69	9.00
	2	12	GAYPOV Ezizmyrat	3	-	1	4	1.00
	3	2	TACHGELDIYEV Berdimammet	-	-	2	2	0.00
	3	1	GYLYCHDURDYEV Gurbanmuhammet	-	-	1	1	0.00
	3	5	AZIMOV Merdan	-	-	1	1	0.00
	3	7	MASSAROV Mekan	-	-	1	1	0.00
	3	8	NURYEV Didar	-	-	1	1	0.00
		3	ROZMETOV Bahram	-	-	-	-	
		4	GURBANOV Yusup	-	-	-	-	
		6	NURYEV Dovletgeldi	-	-	-	-	
		9	NURYEV Davut	-	-	-	-	
	11	MYRATGELDIYEV Begli	-	-	-	-		
Team Totals				30		49	79	10.00

Non-Scoring Reception	Rk	No	Name	Excellents	Faults	Serve Receptions	Total Attempts	Succ %
	1	5	AZIMOV Merdan	7	-	7	14	50.00
	2	9	NURYEV Davut	10	1	18	29	34.48
	3	2	TACHGELDIYEV Berdimammet	3	-	9	12	25.00
		8	NURYEV Didar	-	-	4	4	
		3	ROZMETOV Bahram	-	-	1	1	
		7	MASSAROV Mekan	1	-	-	1	
		1	GYLYCHDURDYEV Gurbanmuhammet	-	-	-	-	
		4	GURBANOV Yusup	-	-	-	-	
		6	NURYEV Dovletgeldi	-	-	-	-	
		10	ARTYKOV Ruslan	-	-	-	-	
		11	MYRATGELDIYEV Begli	-	-	-	-	
		12	GAYPOV Ezizmyrat	-	-	-	-	
Team Totals				21	1	39	61	34.43

LEGEND		Eff%		Rk		Succ%	
Avg	Average	Eff%	Efficiency	Rk	Rank	Succ%	Success %

Timing and Results provided by Tissot



Results Table - Preliminary Round

결과표 - 조별리그

As of MON 22 SEP 2014 at 19:19

P4

Pool A				Points per Set					Total Points	Match Duration	Spectators
Match	Date	Teams	Sets	1	2	3	4	5			
2	20 SEP 2014	KOR vs KAZ	3 - 0	25 - 16	25 - 21	25 - 23			75 - 60	1h 18m	4,000
4	21 SEP 2014	TPE vs QAT	0 - 3	21 - 25	17 - 25	21 - 25			59 - 75	1h 15m	290
10	23 SEP 2014	KAZ vs QAT									
15	24 SEP 2014	KOR vs TPE									
19	26 SEP 2014	TPE vs KAZ									
24	27 SEP 2014	KOR vs QAT									

Pool B				Points per Set					Total Points	Match Duration	Spectators
Match	Date	Teams	Sets	1	2	3	4	5			
1	20 SEP 2014	PAK vs KUW	0 - 3	22 - 25	21 - 25	16 - 25			59 - 75	1h 24m	1,000
5	21 SEP 2014	JPN vs KSA	3 - 0	25 - 15	25 - 14	25 - 12			75 - 41	1h 09m	280
7	22 SEP 2014	KUW vs KSA	3 - 0	27 - 25	25 - 23	25 - 20			77 - 68	1h 34m	1,000
11	23 SEP 2014	PAK vs JPN									
16	25 SEP 2014	JPN vs KUW									
21	26 SEP 2014	KSA vs PAK									

Pool C				Points per Set					Total Points	Match Duration	Spectators
Match	Date	Teams	Sets	1	2	3	4	5			
3	20 SEP 2014	IND vs HKG	3 - 1	23 - 25	25 - 18	25 - 16	25 - 21		98 - 80	1h 39m	210
8	22 SEP 2014	MDV vs HKG	0 - 3	19 - 25	22 - 25	18 - 25			59 - 75	1h 14m	300
13	24 SEP 2014	IND vs MDV									
17	25 SEP 2014	HKG vs IRI									
20	26 SEP 2014	IRI vs IND									
23	27 SEP 2014	IRI vs MDV									

Pool D				Points per Set					Total Points	Match Duration	Spectators
Match	Date	Teams	Sets	1	2	3	4	5			
6	21 SEP 2014	MYA vs CHN	0 - 3	11 - 25	12 - 25	18 - 25			41 - 75	1h 05m	350
9	22 SEP 2014	THA vs TKM	3 - 0	25 - 22	25 - 16	25 - 17			75 - 55	1h 14m	300
12	23 SEP 2014	CHN vs TKM									
14	24 SEP 2014	MYA vs THA									
18	25 SEP 2014	THA vs CHN									
22	27 SEP 2014	TKM vs MYA									

Statistics of	Average match duration	Average spectators	Total spectators
Preliminary Round	6m	67	7,730

Pool A																	
Rank	Team	Ranking Points	Matches			Results Details					Sets		Points				
			Played	Won	Lost	3-0	3-1	3-2	2-3	1-3	0-3	Won	Lost	Ratio	Won	Lost	Ratio
1	QAT	3	1	1	0	1						3	0	MAX	75	59	1.271
2	KOR	3	1	1	0	1						3	0	MAX	75	60	1.250
3	KAZ	0	1	0	1						1	0	0.000	60	75	0.800	
4	TPE	0	1	0	1						1	0	0.000	59	75	0.787	

Pool B																	
Rank	Team	Ranking Points	Matches			Results Details					Sets		Points				
			Played	Won	Lost	3-0	3-1	3-2	2-3	1-3	0-3	Won	Lost	Ratio	Won	Lost	Ratio
1	KUW	6	2	2	0	2						6	0	MAX	152	127	1.197
2	JPN	3	1	1	0	1						3	0	MAX	75	41	1.829
3	PAK	0	1	0	1						1	0	0.000	59	75	0.787	
4	KSA	0	2	0	2						2	0	0.000	109	152	0.717	

Pool C																	
Rank	Team	Ranking Points	Matches			Results Details					Sets		Points				
			Played	Won	Lost	3-0	3-1	3-2	2-3	1-3	0-3	Won	Lost	Ratio	Won	Lost	Ratio
1	IND	3	1	1	0		1					3	1	3.000	98	80	1.225
2	HKG	3	2	1	1	1				1		4	3	1.333	155	157	0.987
3	MDV	0	1	0	1						1	0	0.000	59	75	0.787	
	IRI																

Timing and Results provided by Tissot



Results Table - Preliminary Round

결과표 - 조별리그

As of MON 22 SEP 2014 at 19:19

Pool D																	
Rank	Team	Ranking Points	Matches			Results Details						Sets			Points		
			Played	Won	Lost	3-0	3-1	3-2	2-3	1-3	0-3	Won	Lost	Ratio	Won	Lost	Ratio
1	CHN	3	1	1	0	1						3	0	MAX	75	41	1.829
2	THA	3	1	1	0	1						3	0	MAX	75	55	1.364
3	TKM	0	1	0	1					1		0	3	0.000	55	75	0.733
4	MYA	0	1	0	1					1		0	3	0.000	41	75	0.547

LEGEND

MAX Ratio with no points or sets lost **Ratio** Ratio of points or sets won/lost

Timing and Results provided by Tissot





Teams Ranking by Skills


스킬별 팀 순위

As of MON 22 SEP 2014 at 19:19

P6

Scoring Spike	Rk	Name	Spikes	Faults	Shots	Total Attempts	Eff %
	1	CHN - China	37	7	17	61	49.18
	2	THA - Thailand	45	9	20	74	48.65
	3	JPN - Japan	36	10	13	59	44.07
	4	QAT - Qatar	43	9	28	80	42.50
	5	IND - India	53	13	38	104	38.46
	6	KUW - Kuwait	77	24	61	162	32.72
	7	HKG - Hong Kong, China	94	34	78	206	29.13
	8	MDV - Maldives	33	15	18	66	27.27
	9	KOR - Republic of Korea	37	17	21	75	26.67
	10	PAK - Pakistan	38	15	34	87	26.44
	11	TPE - Chinese Taipei	38	21	27	86	19.77
	12	KSA - Saudi Arabia	62	39	62	163	14.11
	13	TKM - Turkmenistan	31	21	32	84	11.90
	14	KAZ - Kazakhstan	26	19	28	73	9.59
	15	MYA - Myanmar	21	27	20	68	0.00
Tournament Totals			671	280	497	1448	27.00

Scoring Block	Rk	Name	Kill Blocks	Faults	Rebounds	Total Attempts	Avg by Set
	1	QAT - Qatar	13	12	8	33	4.33
	2	IND - India	14	20	23	57	3.50
	3	KAZ - Kazakhstan	10	11	12	33	3.33
	3	CHN - China	10	11	10	31	3.33
	5	KUW - Kuwait	19	30	33	82	3.17
	6	THA - Thailand	6	14	13	33	2.00
	6	JPN - Japan	6	10	11	27	2.00
	8	KSA - Saudi Arabia	11	32	23	66	1.83
	9	HKG - Hong Kong, China	10	34	25	69	1.43
	10	MDV - Maldives	4	17	7	28	1.33
	10	KOR - Republic of Korea	4	9	14	27	1.33
	12	TKM - Turkmenistan	3	21	9	33	1.00
	12	PAK - Pakistan	3	14	11	28	1.00
	12	MYA - Myanmar	3	9	6	18	1.00
	15	TPE - Chinese Taipei	2	19	6	27	0.67
Tournament Totals			118	263	211	592	4.21

Scoring Service	Rk	Name	Aces	Faults	Serve Hits	Total Attempts	Avg by Set
	1	KUW - Kuwait	14	15	119	148	2.33
	2	JPN - Japan	6	12	55	73	2.00
	2	CHN - China	6	8	58	72	2.00
	4	KOR - Republic of Korea	4	16	56	76	1.33
	4	MDV - Maldives	4	10	49	63	1.33
	4	MYA - Myanmar	4	4	36	44	1.33
	7	HKG - Hong Kong, China	8	21	123	152	1.14
	8	IND - India	4	7	86	97	1.00
	8	QAT - Qatar	3	9	61	73	1.00
	8	TPE - Chinese Taipei	3	7	51	61	1.00
	11	KSA - Saudi Arabia	2	20	93	115	0.33
	11	THA - Thailand	1	10	61	72	0.33
	11	KAZ - Kazakhstan	1	13	45	59	0.33
	11	TKM - Turkmenistan	1	5	51	57	0.33
	15	PAK - Pakistan	-	15	44	59	0.00
Tournament Totals			61	172	988	1221	2.18

Timing and Results provided by Tissot





Teams Ranking by Skills

스킬별 팀 순위

As of MON 22 SEP 2014 at 19:19

P6

Non-Scoring Dig	Rk	Name	Digs	Faults	Receptions	Total Attempts	Avg by Set
	1	QAT - Qatar	9	9	24	42	3.00
	2	TPE - Chinese Taipei	6	7	27	40	2.00
	2	JPN - Japan	6	5	27	38	2.00
	4	KOR - Republic of Korea	5	3	29	37	1.67
	5	HKG - Hong Kong, China	10	24	64	98	1.43
	6	KSA - Saudi Arabia	6	23	55	84	1.00
	6	IND - India	4	14	43	61	1.00
	6	MDV - Maldives	3	14	26	43	1.00
	6	PAK - Pakistan	3	11	26	40	1.00
	6	KAZ - Kazakhstan	3	13	23	39	1.00
	11	KUW - Kuwait	5	20	68	93	0.83
	12	THA - Thailand	2	14	36	52	0.67
	13	MYA - Myanmar	1	10	25	36	0.33
	13	CHN - China	1	5	24	30	0.33
	15	TKM - Turkmenistan	-	14	30	44	0.00
Tournament Totals			64	186	527	777	2.29

Non-Scoring Set	Rk	Name	Running Sets	Faults	Still Sets	Total Attempts	Avg by Set
	1	THA - Thailand	42	3	28	73	14.00
	2	QAT - Qatar	40	-	37	77	13.33
	3	TPE - Chinese Taipei	37	-	47	84	12.33
	4	HKG - Hong Kong, China	86	3	105	194	12.29
	5	IND - India	49	1	48	98	12.25
	6	KUW - Kuwait	71	4	84	159	11.83
	7	KOR - Republic of Korea	35	-	39	74	11.67
	8	PAK - Pakistan	34	-	46	80	11.33
	8	CHN - China	34	-	22	56	11.33
	10	JPN - Japan	33	-	23	56	11.00
	11	MDV - Maldives	32	2	34	68	10.67
	12	TKM - Turkmenistan	30	-	49	79	10.00
	13	KSA - Saudi Arabia	56	3	93	152	9.33
	14	KAZ - Kazakhstan	23	1	45	69	7.67
	15	MYA - Myanmar	21	1	44	66	7.00
Tournament Totals			623	18	744	1385	22.25

Non-Scoring Reception	Rk	Name	Excellents	Faults	Serve Receptions	Total Attempts	Succ %
	1	KOR - Republic of Korea	27	1	19	47	57.45
	2	THA - Thailand	24	1	22	47	51.06
	3	PAK - Pakistan	32	5	29	66	48.48
	4	HKG - Hong Kong, China	66	8	63	137	48.18
	5	KUW - Kuwait	49	1	55	105	46.67
	6	KAZ - Kazakhstan	24	4	24	52	46.15
	7	CHN - China	17	3	17	37	45.95
	8	IND - India	30	4	32	66	45.45
	9	JPN - Japan	13	1	15	29	44.83
	10	QAT - Qatar	22	3	27	52	42.31
	11	TPE - Chinese Taipei	23	3	35	61	37.70
	12	MYA - Myanmar	20	6	31	57	35.09
	13	TKM - Turkmenistan	21	1	39	61	34.43
	14	KSA - Saudi Arabia	40	13	69	122	32.79
	15	MDV - Maldives	11	4	43	58	18.97
Tournament Totals			419	58	520	997	42.03

Timing and Results provided by Tissot



Teams Ranking by Skills

스킬별 팀 순위

As of MON 22 SEP 2014 at 19:19

LEGEND	
Avg	Average
Eff%	Efficiency
Rk	Rank
Succ%	Success %

Timing and Results provided by Tissot





Cumulative Statistics by Skills


스킬별 누적통계

HKG - Hong Kong, China

AFTER 2 MATCHES

Scoring Spike	No	Name	Spikes	Faults	Shots	Total Attempts	Eff %
	4	YIK Chi Hin	-	-	-	-	0.00
	5	KWONG Ngai Shing Jacky	-	-	-	-	0.00
	7	LAM Chun Man	17	3	12	32	43.75
	8	LEE Man Sing	14	2	9	25	48.00
	9	CHUNG Wai Sze	1	1	1	3	0.00
	11	SIU Cheong Hung	15	5	24	44	22.73
	12	WU Lok Kan	1	-	-	1	100.00
	13	NG Kin Pong Jonathan	-	-	-	-	0.00
	14	KWOK Chung Kan	-	-	-	-	0.00
	15	LUK Chun Ho	1	-	-	1	100.00
	18	YAU Tze Ching	10	5	3	18	27.78
20	CHAN Alex Chi Wai	35	18	29	82	20.73	
Team Totals			94	34	78	206	29.13

Scoring Block	No	Name	Kill Blocks	Faults	Rebounds	Total Attempts	Avg by Set
	4	YIK Chi Hin	-	-	-	-	0.00
	5	KWONG Ngai Shing Jacky	-	-	-	-	0.00
	7	LAM Chun Man	1	3	4	8	0.14
	8	LEE Man Sing	1	10	5	16	0.14
	9	CHUNG Wai Sze	2	2	3	7	0.29
	11	SIU Cheong Hung	3	3	4	10	0.43
	12	WU Lok Kan	-	2	2	4	0.00
	13	NG Kin Pong Jonathan	-	-	-	-	0.00
	14	KWOK Chung Kan	-	-	-	-	0.00
	15	LUK Chun Ho	-	1	-	1	0.00
	18	YAU Tze Ching	2	8	4	14	0.29
20	CHAN Alex Chi Wai	1	5	3	9	0.14	
Team Totals			10	34	25	69	1.43

Scoring Service	No	Name	Aces	Faults	Serve Hits	Total Attempts	Avg by Set
	4	YIK Chi Hin	-	-	-	-	0.00
	5	KWONG Ngai Shing Jacky	-	-	3	3	0.00
	7	LAM Chun Man	1	-	22	23	0.14
	8	LEE Man Sing	2	2	14	18	0.29
	9	CHUNG Wai Sze	-	7	25	32	0.00
	11	SIU Cheong Hung	2	1	22	25	0.29
	12	WU Lok Kan	-	-	4	4	0.00
	13	NG Kin Pong Jonathan	-	-	-	-	0.00
	14	KWOK Chung Kan	-	1	5	6	0.00
	15	LUK Chun Ho	-	-	-	-	0.00
	18	YAU Tze Ching	1	1	16	18	0.14
20	CHAN Alex Chi Wai	2	9	12	23	0.29	
Team Totals			8	21	123	152	1.14

Team	Opponent Errors & Team Faults	43	2
-------------	--	-----------	----------





Cumulative Statistics by Skills


스킬별 누적통계

HKG - Hong Kong, China

AFTER 2 MATCHES

Non-Scoring Dig	No	Name	Digs	Faults	Receptions	Total Attempts	Avg by Set
	4	YIK Chi Hin	-	-	-	-	0.00
	5	KWONG Ngai Shing Jacky	-	1	-	1	0.00
	7	LAM Chun Man	-	4	13	17	0.00
	8	LEE Man Sing	-	2	1	3	0.00
	9	CHUNG Wai Sze	-	5	10	15	0.00
	11	SIU Cheong Hung	4	3	10	17	0.57
	12	WU Lok Kan	-	-	2	2	0.00
	13	NG Kin Pong Jonathan	4	7	14	25	0.57
	14	KWOK Chung Kan	1	2	1	4	0.14
	15	LUK Chun Ho	-	-	-	-	0.00
	18	YAU Tze Ching	-	-	2	2	0.00
	20	CHAN Alex Chi Wai	1	-	11	12	0.14
Team Totals			10	24	64	98	1.43

Non-Scoring Set	No	Name	Running Sets	Faults	Still Sets	Total Attempts	Avg by Set
	4	YIK Chi Hin	-	-	-	-	0.00
	5	KWONG Ngai Shing Jacky	3	-	8	11	0.43
	7	LAM Chun Man	1	-	2	3	0.14
	8	LEE Man Sing	-	-	1	1	0.00
	9	CHUNG Wai Sze	70	3	84	157	10.00
	11	SIU Cheong Hung	4	-	2	6	0.57
	12	WU Lok Kan	-	-	-	-	0.00
	13	NG Kin Pong Jonathan	6	-	5	11	0.86
	14	KWOK Chung Kan	-	-	2	2	0.00
	15	LUK Chun Ho	-	-	-	-	0.00
	18	YAU Tze Ching	1	-	-	1	0.14
	20	CHAN Alex Chi Wai	1	-	1	2	0.14
Team Totals			86	3	105	194	12.29

Non-Scoring Reception	No	Name	Excellents	Faults	Serve Receptions	Total Attempts	Succ %
	4	YIK Chi Hin	-	-	-	-	0.00
	5	KWONG Ngai Shing Jacky	-	-	-	-	0.00
	7	LAM Chun Man	12	1	7	20	60.00
	8	LEE Man Sing	-	-	1	1	0.00
	9	CHUNG Wai Sze	-	-	-	-	0.00
	11	SIU Cheong Hung	25	3	27	55	45.45
	12	WU Lok Kan	-	-	-	-	0.00
	13	NG Kin Pong Jonathan	25	4	22	51	49.02
	14	KWOK Chung Kan	4	-	5	9	44.44
	15	LUK Chun Ho	-	-	-	-	0.00
	18	YAU Tze Ching	-	-	-	-	0.00
	20	CHAN Alex Chi Wai	-	-	1	1	0.00
Team Totals			66	8	63	137	48.18

LEGEND			
Avg	Eff%	Succ%	
Average	Efficiency	Success %	

Timing and Results provided by Tissot





Cumulative Statistics by Skills


스킬별 누적통계

KSA - Saudi Arabia

AFTER 2 MATCHES

Scoring Spike	No	Name	Spikes	Faults	Shots	Total Attempts	Eff %	
	2	ALJAHANI Majed Mohammed S	4	3	7	14	7.14	
	3	ALBAKHET Ahmed Abdulrahman M	11	6	17	34	14.71	
	4	ALBAKHEET Nawaf Abdulrahman M	11	9	12	32	6.25	
	7	ALNAJRANI Omar Mansour S	14	13	10	37	2.70	
	9	ALKHAWAHER Dhia Ali A	1	2	1	4	0.00	
	10	ALGHAMDI Ayman Ahmad Y	-	-	-	-	0.00	
	12	ALMUTAIRI Muwffaq Masoud S	2	-	2	4	50.00	
	13	ALMABADI Ahmed Masoud M	2	1	2	5	20.00	
	14	ALDOSSARI Thamer Abdullah S	-	-	-	-	0.00	
	15	ALKHAIBARY Esmael Abdullah A	7	3	6	16	25.00	
	17	MAJRASHI Ibrahim Ali A	5	1	4	10	40.00	
	18	ALKHALDI Abdulaziz Fahad S	5	1	1	7	57.14	
	Team Totals			62	39	62	163	14.11

Scoring Block	No	Name	Kill Blocks	Faults	Rebounds	Total Attempts	Avg by Set	
	2	ALJAHANI Majed Mohammed S	-	2	-	2	0.00	
	3	ALBAKHET Ahmed Abdulrahman M	5	2	1	8	0.83	
	4	ALBAKHEET Nawaf Abdulrahman M	-	6	4	10	0.00	
	7	ALNAJRANI Omar Mansour S	1	1	3	5	0.17	
	9	ALKHAWAHER Dhia Ali A	-	-	-	-	0.00	
	10	ALGHAMDI Ayman Ahmad Y	-	-	-	-	0.00	
	12	ALMUTAIRI Muwffaq Masoud S	1	6	2	9	0.17	
	13	ALMABADI Ahmed Masoud M	-	2	-	2	0.00	
	14	ALDOSSARI Thamer Abdullah S	-	-	-	-	0.00	
	15	ALKHAIBARY Esmael Abdullah A	1	6	7	14	0.17	
	17	MAJRASHI Ibrahim Ali A	-	3	1	4	0.00	
	18	ALKHALDI Abdulaziz Fahad S	3	4	5	12	0.50	
	Team Totals			11	32	23	66	1.83

Scoring Service	No	Name	Aces	Faults	Serve Hits	Total Attempts	Avg by Set	
	2	ALJAHANI Majed Mohammed S	-	1	2	3	0.00	
	3	ALBAKHET Ahmed Abdulrahman M	1	3	14	18	0.17	
	4	ALBAKHEET Nawaf Abdulrahman M	1	2	13	16	0.17	
	7	ALNAJRANI Omar Mansour S	-	2	16	18	0.00	
	9	ALKHAWAHER Dhia Ali A	-	-	1	1	0.00	
	10	ALGHAMDI Ayman Ahmad Y	-	-	-	-	0.00	
	12	ALMUTAIRI Muwffaq Masoud S	-	3	8	11	0.00	
	13	ALMABADI Ahmed Masoud M	-	2	1	3	0.00	
	14	ALDOSSARI Thamer Abdullah S	-	1	3	4	0.00	
	15	ALKHAIBARY Esmael Abdullah A	-	4	14	18	0.00	
	17	MAJRASHI Ibrahim Ali A	-	-	10	10	0.00	
	18	ALKHALDI Abdulaziz Fahad S	-	2	11	13	0.00	
	Team Totals			2	20	93	115	0.33


Team	Opponent Errors & Team Faults	34	2
-------------	--	-----------	----------


Cumulative Statistics by Skills


스킬별 누적통계

KSA - Saudi Arabia

AFTER 2 MATCHES

Non-Scoring Dig	No	Name	Digs	Faults	Receptions	Total Attempts	Avg by Set	
	2	ALJAHANI Majed Mohammed S	-	1	1	2	0.00	
	3	ALBAKHET Ahmed Abdulrahman M	1	-	12	13	0.17	
	4	ALBAKHEET Nawaf Abdulrahman M	-	4	7	11	0.00	
	7	ALNAJRANI Omar Mansour S	-	2	2	4	0.00	
	9	ALKHAWAHER Dhia Ali A	-	1	1	2	0.00	
	10	ALGHAMDI Ayman Ahmad Y	4	6	14	24	0.67	
	12	ALMUTAIRI Muwffaq Masoud S	-	4	9	13	0.00	
	13	ALMABADI Ahmed Masoud M	-	-	2	2	0.00	
	14	ALDOSSARI Thamer Abdullah S	-	1	-	1	0.00	
	15	ALKHAIBARY Esmael Abdullah A	-	2	4	6	0.00	
	17	MAJRASHI Ibrahim Ali A	1	2	2	5	0.17	
	18	ALKHALDI Abdulaziz Fahad S	-	-	1	1	0.00	
	Team Totals			6	23	55	84	1.00

Non-Scoring Set	No	Name	Running Sets	Faults	Still Sets	Total Attempts	Avg by Set	
	2	ALJAHANI Majed Mohammed S	-	-	-	-	0.00	
	3	ALBAKHET Ahmed Abdulrahman M	-	-	2	2	0.00	
	4	ALBAKHEET Nawaf Abdulrahman M	-	-	3	3	0.00	
	7	ALNAJRANI Omar Mansour S	2	-	1	3	0.33	
	9	ALKHAWAHER Dhia Ali A	-	-	-	-	0.00	
	10	ALGHAMDI Ayman Ahmad Y	1	-	3	4	0.17	
	12	ALMUTAIRI Muwffaq Masoud S	47	-	61	108	7.83	
	13	ALMABADI Ahmed Masoud M	-	-	-	-	0.00	
	14	ALDOSSARI Thamer Abdullah S	5	2	20	27	0.83	
	15	ALKHAIBARY Esmael Abdullah A	1	1	1	3	0.17	
	17	MAJRASHI Ibrahim Ali A	-	-	1	1	0.00	
	18	ALKHALDI Abdulaziz Fahad S	-	-	1	1	0.00	
	Team Totals			56	3	93	152	9.33

Non-Scoring Reception	No	Name	Excellents	Faults	Serve Receptions	Total Attempts	Succ %	
	2	ALJAHANI Majed Mohammed S	1	2	4	7	14.29	
	3	ALBAKHET Ahmed Abdulrahman M	6	1	19	26	23.08	
	4	ALBAKHEET Nawaf Abdulrahman M	-	2	-	2	0.00	
	7	ALNAJRANI Omar Mansour S	9	3	27	39	23.08	
	9	ALKHAWAHER Dhia Ali A	2	1	4	7	28.57	
	10	ALGHAMDI Ayman Ahmad Y	22	3	13	38	57.89	
	12	ALMUTAIRI Muwffaq Masoud S	-	-	-	-	0.00	
	13	ALMABADI Ahmed Masoud M	-	-	-	-	0.00	
	14	ALDOSSARI Thamer Abdullah S	-	-	1	1	0.00	
	15	ALKHAIBARY Esmael Abdullah A	-	-	1	1	0.00	
	17	MAJRASHI Ibrahim Ali A	-	-	-	-	0.00	
	18	ALKHALDI Abdulaziz Fahad S	-	1	-	1	0.00	
	Team Totals			40	13	69	122	32.79

LEGEND			
Avg	Eff%	Succ%	
Average	Efficiency	Success %	

Timing and Results provided by Tissot




Cumulative Statistics by Skills


스킬별 누적통계

KUW - Kuwait

AFTER 2 MATCHES

Scoring Spike	No	Name	Spikes	Faults	Shots	Total Attempts	Eff %
	1	MANSOUR Abdullah	19	5	15	39	35.90
	2	BAHAROH Mousa	-	-	-	-	0.00
	4	ALKHAREEF Abdulaziz	-	-	-	-	0.00
	5	SAYAH Ali	-	-	-	-	0.00
	6	ABDULMAJIEID Sultan	14	8	16	38	15.79
	7	ALSALIM Amer	11	5	6	22	27.27
	11	ALBANNA Mohammad	6	-	2	8	75.00
	13	DASHTI Naser	-	-	1	1	0.00
	14	ALI Abdullah	-	-	-	-	0.00
	15	ALKAZIMI Zaid	1	1	-	2	0.00
	17	ALOTAIBI Abdulrahman	26	5	21	52	40.38
	18	SALEEM Abdulaziz	-	-	-	-	0.00
	Team Totals			77	24	61	162

Scoring Block	No	Name	Kill Blocks	Faults	Rebounds	Total Attempts	Avg by Set
	1	MANSOUR Abdullah	1	1	1	3	0.17
	2	BAHAROH Mousa	-	-	-	-	0.00
	4	ALKHAREEF Abdulaziz	-	-	-	-	0.00
	5	SAYAH Ali	-	-	-	-	0.00
	6	ABDULMAJIEID Sultan	4	2	1	7	0.67
	7	ALSALIM Amer	11	12	13	36	1.83
	11	ALBANNA Mohammad	1	7	8	16	0.17
	13	DASHTI Naser	-	-	2	2	0.00
	14	ALI Abdullah	-	-	-	-	0.00
	15	ALKAZIMI Zaid	-	2	3	5	0.00
	17	ALOTAIBI Abdulrahman	2	6	5	13	0.33
	18	SALEEM Abdulaziz	-	-	-	-	0.00
	Team Totals			19	30	33	82

Scoring Service	No	Name	Aces	Faults	Serve Hits	Total Attempts	Avg by Set
	1	MANSOUR Abdullah	1	2	30	33	0.17
	2	BAHAROH Mousa	-	-	-	-	0.00
	4	ALKHAREEF Abdulaziz	-	-	-	-	0.00
	5	SAYAH Ali	-	-	-	-	0.00
	6	ABDULMAJIEID Sultan	1	3	21	25	0.17
	7	ALSALIM Amer	4	-	19	23	0.67
	11	ALBANNA Mohammad	4	6	11	21	0.67
	13	DASHTI Naser	-	-	-	-	0.00
	14	ALI Abdullah	-	-	-	-	0.00
	15	ALKAZIMI Zaid	1	2	20	23	0.17
	17	ALOTAIBI Abdulrahman	3	2	18	23	0.50
	18	SALEEM Abdulaziz	-	-	-	-	0.00
	Team Totals			14	15	119	148

Team	Opponent Errors & Team Faults	42	1
------	-------------------------------	----	---





Cumulative Statistics by Skills


스킬별 누적통계

KUW - Kuwait

AFTER 2 MATCHES

Non-Scoring Dig	No	Name	Digs	Faults	Receptions	Total Attempts	Avg by Set
	1	MANSOUR Abdullah	3	3	11	17	0.50
	2	BAHAROH Mousa	-	-	-	-	0.00
	4	ALKHAREEF Abdulaziz	-	-	-	-	0.00
	5	SAYAH Ali	-	-	-	-	0.00
	6	ABDULMAJIIID Sultan	2	1	13	16	0.33
	7	ALSALIM Amer	-	-	1	1	0.00
	11	ALBANNA Mohammad	-	1	5	6	0.00
	13	DASHTI Naser	-	-	-	-	0.00
	14	ALI Abdullah	-	-	-	-	0.00
	15	ALKAZIMI Zaid	-	5	12	17	0.00
	17	ALOTAIBI Abdulrahman	-	1	10	11	0.00
	18	SALEEM Abdulaziz	-	9	16	25	0.00
	Team Totals			5	20	68	93

Non-Scoring Set	No	Name	Running Sets	Faults	Still Sets	Total Attempts	Avg by Set
	1	MANSOUR Abdullah	2	1	4	7	0.33
	2	BAHAROH Mousa	-	-	-	-	0.00
	4	ALKHAREEF Abdulaziz	-	-	-	-	0.00
	5	SAYAH Ali	-	-	-	-	0.00
	6	ABDULMAJIIID Sultan	-	-	1	1	0.00
	7	ALSALIM Amer	-	-	6	6	0.00
	11	ALBANNA Mohammad	3	-	1	4	0.50
	13	DASHTI Naser	-	-	1	1	0.00
	14	ALI Abdullah	-	-	-	-	0.00
	15	ALKAZIMI Zaid	64	3	62	129	10.67
	17	ALOTAIBI Abdulrahman	-	-	3	3	0.00
	18	SALEEM Abdulaziz	2	-	6	8	0.33
	Team Totals			71	4	84	159

Non-Scoring Reception	No	Name	Excellents	Faults	Serve Receptions	Total Attempts	Succ %
	1	MANSOUR Abdullah	19	-	18	37	51.35
	2	BAHAROH Mousa	-	-	-	-	0.00
	4	ALKHAREEF Abdulaziz	-	-	-	-	0.00
	5	SAYAH Ali	-	-	1	1	0.00
	6	ABDULMAJIIID Sultan	-	-	-	-	0.00
	7	ALSALIM Amer	-	-	-	-	0.00
	11	ALBANNA Mohammad	-	-	-	-	0.00
	13	DASHTI Naser	-	-	-	-	0.00
	14	ALI Abdullah	2	-	-	2	100.00
	15	ALKAZIMI Zaid	1	-	-	1	100.00
	17	ALOTAIBI Abdulrahman	12	1	16	29	41.38
	18	SALEEM Abdulaziz	15	-	20	35	42.86
	Team Totals			49	1	55	105

LEGEND			
Avg	Eff%	Succ%	
Average	Efficiency	Success %	

Timing and Results provided by Tissot





Cumulative Statistics by Skills


스킬별 누적통계

MDV - Maldives

AFTER 1 MATCH

Scoring Spike	No	Name	Spikes	Faults	Shots	Total Attempts	Eff %	
	2	AHSAN Mohamed	-	-	1	1	0.00	
	3	ABDULLA Junaid	-	-	-	-	0.00	
	5	SAEED Hussain	1	-	-	1	100.00	
	8	MOHAMED Ishan	-	-	-	-	0.00	
	9	SAJID Ismail	10	2	9	21	38.10	
	10	ABDUL KAREEM Ahmed	6	8	4	18	0.00	
	11	NILAAM Hassan	-	-	-	-	0.00	
	12	HUZAAM Ali	16	5	4	25	44.00	
	13	VISAM Hussain	-	-	-	-	0.00	
	14	NABEEL Ahmed	-	-	-	-	0.00	
	15	ADAM Asfag	-	-	-	-	0.00	
	16	SHAIN Mohamed	-	-	-	-	0.00	
	Team Totals			33	15	18	66	27.27

Scoring Block	No	Name	Kill Blocks	Faults	Rebounds	Total Attempts	Avg by Set	
	2	AHSAN Mohamed	-	2	2	4	0.00	
	3	ABDULLA Junaid	-	-	-	-	0.00	
	5	SAEED Hussain	-	1	-	1	0.00	
	8	MOHAMED Ishan	-	4	2	6	0.00	
	9	SAJID Ismail	2	6	1	9	0.67	
	10	ABDUL KAREEM Ahmed	-	2	2	4	0.00	
	11	NILAAM Hassan	-	-	-	-	0.00	
	12	HUZAAM Ali	1	2	-	3	0.33	
	13	VISAM Hussain	-	-	-	-	0.00	
	14	NABEEL Ahmed	-	-	-	-	0.00	
	15	ADAM Asfag	1	-	-	1	0.33	
	16	SHAIN Mohamed	-	-	-	-	0.00	
	Team Totals			4	17	7	28	1.33

Scoring Service	No	Name	Aces	Faults	Serve Hits	Total Attempts	Avg by Set	
	2	AHSAN Mohamed	-	1	6	7	0.00	
	3	ABDULLA Junaid	-	-	-	-	0.00	
	5	SAEED Hussain	1	-	8	9	0.33	
	8	MOHAMED Ishan	-	3	10	13	0.00	
	9	SAJID Ismail	1	2	11	14	0.33	
	10	ABDUL KAREEM Ahmed	2	2	7	11	0.67	
	11	NILAAM Hassan	-	-	-	-	0.00	
	12	HUZAAM Ali	-	2	5	7	0.00	
	13	VISAM Hussain	-	-	-	-	0.00	
	14	NABEEL Ahmed	-	-	-	-	0.00	
	15	ADAM Asfag	-	-	2	2	0.00	
	16	SHAIN Mohamed	-	-	-	-	0.00	
	Team Totals			4	10	49	63	1.33

Team	Opponent Errors & Team Faults	18	1
-------------	--	----	---





Cumulative Statistics by Skills


스킬별 누적통계

MDV - Maldives

AFTER 1 MATCH

Non-Scoring Dig	No	Name	Digs	Faults	Receptions	Total Attempts	Avg by Set	
	2	AHSAN Mohamed	1	1	1	3	0.33	
	3	ABDULLA Junaid	-	2	3	5	0.00	
	5	SAEED Hussain	-	1	-	1	0.00	
	8	MOHAMED Ishan	-	2	3	5	0.00	
	9	SAJID Ismail	-	3	8	11	0.00	
	10	ABDUL KAREEM Ahmed	-	-	3	3	0.00	
	11	NILAAM Hassan	-	-	-	-	0.00	
	12	HUZAAM Ali	-	2	3	5	0.00	
	13	VISAM Hussain	-	-	-	-	0.00	
	14	NABEEL Ahmed	2	2	4	8	0.67	
	15	ADAM Asfag	-	1	1	2	0.00	
	16	SHAIN Mohamed	-	-	-	-	0.00	
	Team Totals			3	14	26	43	1.00

Non-Scoring Set	No	Name	Running Sets	Faults	Still Sets	Total Attempts	Avg by Set	
	2	AHSAN Mohamed	-	1	1	2	0.00	
	3	ABDULLA Junaid	-	-	-	-	0.00	
	5	SAEED Hussain	1	1	2	4	0.33	
	8	MOHAMED Ishan	29	-	28	57	9.67	
	9	SAJID Ismail	2	-	1	3	0.67	
	10	ABDUL KAREEM Ahmed	-	-	-	-	0.00	
	11	NILAAM Hassan	-	-	-	-	0.00	
	12	HUZAAM Ali	-	-	2	2	0.00	
	13	VISAM Hussain	-	-	-	-	0.00	
	14	NABEEL Ahmed	-	-	-	-	0.00	
	15	ADAM Asfag	-	-	-	-	0.00	
	16	SHAIN Mohamed	-	-	-	-	0.00	
	Team Totals			32	2	34	68	10.67

Non-Scoring Reception	No	Name	Excellents	Faults	Serve Receptions	Total Attempts	Succ %	
	2	AHSAN Mohamed	-	-	-	-	0.00	
	3	ABDULLA Junaid	1	-	5	6	16.67	
	5	SAEED Hussain	-	-	-	-	0.00	
	8	MOHAMED Ishan	-	-	-	-	0.00	
	9	SAJID Ismail	6	2	22	30	20.00	
	10	ABDUL KAREEM Ahmed	-	-	-	-	0.00	
	11	NILAAM Hassan	-	-	-	-	0.00	
	12	HUZAAM Ali	1	1	7	9	11.11	
	13	VISAM Hussain	-	-	-	-	0.00	
	14	NABEEL Ahmed	2	1	6	9	22.22	
	15	ADAM Asfag	1	-	3	4	25.00	
	16	SHAIN Mohamed	-	-	-	-	0.00	
	Team Totals			11	4	43	58	18.97

LEGEND			
Avg	Eff%	Succ%	
Average	Efficiency	Success %	

Timing and Results provided by Tissot





Cumulative Statistics by Skills


스킬별 누적통계

THA - Thailand

AFTER 1 MATCH

Scoring Spike	No	Name	Spikes	Faults	Shots	Total Attempts	Eff %	
	1	RAKSAKAEW Jirayu	11	4	7	22	31.82	
	2	VAENPRADAB Montri	1	1	1	3	0.00	
	3	NANBOON Kon	-	-	1	1	0.00	
	7	SILAPASRON Kanit	-	-	-	-	0.00	
	9	SRI UTTHAWONG Kittikun	11	2	5	18	50.00	
	10	NAMKHUNTHOD Kittinon	6	1	2	9	55.56	
	12	WATTANA Yossapol	-	-	-	-	0.00	
	13	SUKSALA Wutthichai	1	-	-	1	100.00	
	14	SOMKANE Kitsada	12	1	2	15	73.33	
	16	NAKPRASONG Teerasak	1	-	2	3	33.33	
	17	CHAROENSUK Saranchit	2	-	-	2	100.00	
	18	PHUANGLIB Montri	-	-	-	-	0.00	
	Team Totals			45	9	20	74	48.65

Scoring Block	No	Name	Kill Blocks	Faults	Rebounds	Total Attempts	Avg by Set	
	1	RAKSAKAEW Jirayu	2	-	4	6	0.67	
	2	VAENPRADAB Montri	1	3	2	6	0.33	
	3	NANBOON Kon	-	-	-	-	0.00	
	7	SILAPASRON Kanit	-	1	-	1	0.00	
	9	SRI UTTHAWONG Kittikun	2	4	1	7	0.67	
	10	NAMKHUNTHOD Kittinon	-	2	1	3	0.00	
	12	WATTANA Yossapol	-	-	-	-	0.00	
	13	SUKSALA Wutthichai	-	1	-	1	0.00	
	14	SOMKANE Kitsada	1	2	2	5	0.33	
	16	NAKPRASONG Teerasak	-	1	1	2	0.00	
	17	CHAROENSUK Saranchit	-	-	2	2	0.00	
	18	PHUANGLIB Montri	-	-	-	-	0.00	
	Team Totals			6	14	13	33	2.00

Scoring Service	No	Name	Aces	Faults	Serve Hits	Total Attempts	Avg by Set	
	1	RAKSAKAEW Jirayu	-	3	7	10	0.00	
	2	VAENPRADAB Montri	-	2	5	7	0.00	
	3	NANBOON Kon	-	-	-	-	0.00	
	7	SILAPASRON Kanit	-	-	-	-	0.00	
	9	SRI UTTHAWONG Kittikun	-	1	11	12	0.00	
	10	NAMKHUNTHOD Kittinon	1	-	10	11	0.33	
	12	WATTANA Yossapol	-	-	2	2	0.00	
	13	SUKSALA Wutthichai	-	-	-	-	0.00	
	14	SOMKANE Kitsada	-	2	10	12	0.00	
	16	NAKPRASONG Teerasak	-	1	5	6	0.00	
	17	CHAROENSUK Saranchit	-	1	11	12	0.00	
	18	PHUANGLIB Montri	-	-	-	-	0.00	
	Team Totals			1	10	61	72	0.33

Team	Opponent Errors & Team Faults	23	1
-------------	--	----	---





Cumulative Statistics by Skills


스킬별 누적통계

THA - Thailand

AFTER 1 MATCH

Non-Scoring Dig	No	Name	Digs	Faults	Receptions	Total Attempts	Avg by Set	
	1	RAKSAKAEW Jirayu	-	2	2	4	0.00	
	2	VAENPRADAB Montri	-	-	-	-	0.00	
	3	NANBOON Kon	-	-	-	-	0.00	
	7	SILAPASRON Kanit	-	-	-	-	0.00	
	9	SRI UTTHAWONG Kittikun	-	2	8	10	0.00	
	10	NAMKHUNTHOD Kittinon	-	-	1	1	0.00	
	12	WATTANA Yossapol	-	1	-	1	0.00	
	13	SUKSALA Wutthichai	-	-	-	-	0.00	
	14	SOMKANE Kitsada	-	3	5	8	0.00	
	16	NAKPRASONG Teerasak	-	-	-	-	0.00	
	17	CHAROENSUK Saranchit	2	2	11	15	0.67	
	18	PHUANGLIB Montri	-	4	9	13	0.00	
	Team Totals			2	14	36	52	0.67

Non-Scoring Set	No	Name	Running Sets	Faults	Still Sets	Total Attempts	Avg by Set	
	1	RAKSAKAEW Jirayu	-	-	-	-	0.00	
	2	VAENPRADAB Montri	-	-	1	1	0.00	
	3	NANBOON Kon	-	-	-	-	0.00	
	7	SILAPASRON Kanit	-	-	-	-	0.00	
	9	SRI UTTHAWONG Kittikun	-	1	-	1	0.00	
	10	NAMKHUNTHOD Kittinon	-	-	-	-	0.00	
	12	WATTANA Yossapol	2	-	1	3	0.67	
	13	SUKSALA Wutthichai	-	-	-	-	0.00	
	14	SOMKANE Kitsada	-	-	2	2	0.00	
	16	NAKPRASONG Teerasak	-	-	1	1	0.00	
	17	CHAROENSUK Saranchit	35	1	18	54	11.67	
	18	PHUANGLIB Montri	5	1	5	11	1.67	
	Team Totals			42	3	28	73	14.00

Non-Scoring Reception	No	Name	Excellents	Faults	Serve Receptions	Total Attempts	Succ %	
	1	RAKSAKAEW Jirayu	-	-	-	-	0.00	
	2	VAENPRADAB Montri	-	-	-	-	0.00	
	3	NANBOON Kon	-	-	2	2	0.00	
	7	SILAPASRON Kanit	-	-	-	-	0.00	
	9	SRI UTTHAWONG Kittikun	6	-	5	11	54.55	
	10	NAMKHUNTHOD Kittinon	-	-	-	-	0.00	
	12	WATTANA Yossapol	-	-	-	-	0.00	
	13	SUKSALA Wutthichai	-	-	-	-	0.00	
	14	SOMKANE Kitsada	14	1	13	28	50.00	
	16	NAKPRASONG Teerasak	-	-	-	-	0.00	
	17	CHAROENSUK Saranchit	-	-	-	-	0.00	
	18	PHUANGLIB Montri	4	-	2	6	66.67	
	Team Totals			24	1	22	47	51.06

LEGEND			
Avg	Eff%	Succ%	
Average	Efficiency	Success %	

Timing and Results provided by Tissot





Cumulative Statistics by Skills


스킬별 누적통계

TKM - Turkmenistan

AFTER 1 MATCH

Scoring Spike	No	Name	Spikes	Faults	Shots	Total Attempts	Eff %
	1	GYLYCHDURDYEV Gurbanmuhammet	6	2	4	12	33.33
	2	TACHGELDIYEV Berdimammet	-	-	-	-	0.00
	3	ROZMETOV Bahram	8	1	3	12	58.33
	4	GURBANOV Yusup	-	1	-	1	0.00
	5	AZIMOV Merdan	4	2	6	12	16.67
	6	NURYYEV Dovletgeldi	-	5	-	5	0.00
	7	MASSAROV Mekan	4	5	2	11	0.00
	8	NURYYEV Didar	1	-	-	1	100.00
	9	NURYYEV Davut	7	5	15	27	7.41
	10	ARTYKOV Ruslan	1	-	2	3	33.33
	11	MYRATGELDIYEV Begli	-	-	-	-	0.00
	12	GAYYPOV Ezizmyrat	-	-	-	-	0.00
Team Totals			31	21	32	84	11.90

Scoring Block	No	Name	Kill Blocks	Faults	Rebounds	Total Attempts	Avg by Set
	1	GYLYCHDURDYEV Gurbanmuhammet	2	2	3	7	0.67
	2	TACHGELDIYEV Berdimammet	-	-	-	-	0.00
	3	ROZMETOV Bahram	1	7	2	10	0.33
	4	GURBANOV Yusup	-	-	-	-	0.00
	5	AZIMOV Merdan	-	3	-	3	0.00
	6	NURYYEV Dovletgeldi	-	1	-	1	0.00
	7	MASSAROV Mekan	-	1	1	2	0.00
	8	NURYYEV Didar	-	-	-	-	0.00
	9	NURYYEV Davut	-	2	-	2	0.00
	10	ARTYKOV Ruslan	-	5	2	7	0.00
	11	MYRATGELDIYEV Begli	-	-	-	-	0.00
	12	GAYYPOV Ezizmyrat	-	-	1	1	0.00
Team Totals			3	21	9	33	1.00

Scoring Service	No	Name	Aces	Faults	Serve Hits	Total Attempts	Avg by Set
	1	GYLYCHDURDYEV Gurbanmuhammet	-	-	7	7	0.00
	2	TACHGELDIYEV Berdimammet	-	-	-	-	0.00
	3	ROZMETOV Bahram	-	1	8	9	0.00
	4	GURBANOV Yusup	-	-	-	-	0.00
	5	AZIMOV Merdan	-	2	4	6	0.00
	6	NURYYEV Dovletgeldi	-	-	5	5	0.00
	7	MASSAROV Mekan	-	1	8	9	0.00
	8	NURYYEV Didar	-	1	3	4	0.00
	9	NURYYEV Davut	1	-	6	7	0.33
	10	ARTYKOV Ruslan	-	-	8	8	0.00
	11	MYRATGELDIYEV Begli	-	-	-	-	0.00
	12	GAYYPOV Ezizmyrat	-	-	2	2	0.00
Team Totals			1	5	51	57	0.33

Team	Opponent Errors & Team Faults	20	3
-------------	--	----	---





Cumulative Statistics by Skills


스킬별 누적통계

TKM - Turkmenistan

AFTER 1 MATCH

Non-Scoring Dig	No	Name	Digs	Faults	Receptions	Total Attempts	Avg by Set
	1	GYLYCHDURDYEV Gurbanmuhammet	-	1	1	2	0.00
	2	TACHGELDIYEV Berdimammet	-	5	12	17	0.00
	3	ROZMETOV Bahram	-	1	2	3	0.00
	4	GURBANOV Yusup	-	-	-	-	0.00
	5	AZIMOV Merdan	-	1	4	5	0.00
	6	NURYEV Dovletgeldi	-	1	-	1	0.00
	7	MASSAROV Mekan	-	1	3	4	0.00
	8	NURYEV Didar	-	2	-	2	0.00
	9	NURYEV Davut	-	1	5	6	0.00
	10	ARTYKOV Ruslan	-	1	3	4	0.00
	11	MYRATGELDIYEV Begli	-	-	-	-	0.00
	12	GAYPOV Ezizmyrat	-	-	-	-	0.00
Team Totals				14	30	44	0.00

Non-Scoring Set	No	Name	Running Sets	Faults	Still Sets	Total Attempts	Avg by Set
	1	GYLYCHDURDYEV Gurbanmuhammet	-	-	1	1	0.00
	2	TACHGELDIYEV Berdimammet	-	-	2	2	0.00
	3	ROZMETOV Bahram	-	-	-	-	0.00
	4	GURBANOV Yusup	-	-	-	-	0.00
	5	AZIMOV Merdan	-	-	1	1	0.00
	6	NURYEV Dovletgeldi	-	-	-	-	0.00
	7	MASSAROV Mekan	-	-	1	1	0.00
	8	NURYEV Didar	-	-	1	1	0.00
	9	NURYEV Davut	-	-	-	-	0.00
	10	ARTYKOV Ruslan	27	-	42	69	9.00
	11	MYRATGELDIYEV Begli	-	-	-	-	0.00
	12	GAYPOV Ezizmyrat	3	-	1	4	1.00
Team Totals			30		49	79	10.00

Non-Scoring Reception	No	Name	Excellents	Faults	Serve Receptions	Total Attempts	Succ %
	1	GYLYCHDURDYEV Gurbanmuhammet	-	-	-	-	0.00
	2	TACHGELDIYEV Berdimammet	3	-	9	12	25.00
	3	ROZMETOV Bahram	-	-	1	1	0.00
	4	GURBANOV Yusup	-	-	-	-	0.00
	5	AZIMOV Merdan	7	-	7	14	50.00
	6	NURYEV Dovletgeldi	-	-	-	-	0.00
	7	MASSAROV Mekan	1	-	-	1	100.00
	8	NURYEV Didar	-	-	4	4	0.00
	9	NURYEV Davut	10	1	18	29	34.48
	10	ARTYKOV Ruslan	-	-	-	-	0.00
	11	MYRATGELDIYEV Begli	-	-	-	-	0.00
	12	GAYPOV Ezizmyrat	-	-	-	-	0.00
Team Totals			21	1	39	61	34.43

LEGEND			
Avg	Eff%	Succ%	
Average	Efficiency	Success %	

Timing and Results provided by Tissot





Cumulative Statistics by Skills


스킬별 누적통계

TKM - Turkmenistan

AFTER 1 MATCH

Scoring Spike	No	Name	Spikes	Faults	Shots	Total Attempts	Eff %
	1	GYLYCHDURDYEV Gurbanmuhammet	6	2	4	12	33.33
	2	TACHGELDIYEV Berdimammet	-	-	-	-	0.00
	3	ROZMETOV Bahram	8	1	3	12	58.33
	4	GURBANOV Yusup	-	1	-	1	0.00
	5	AZIMOV Merdan	4	2	6	12	16.67
	6	NURYYEV Dovletgeldi	-	5	-	5	0.00
	7	MASSAROV Mekan	4	5	2	11	0.00
	8	NURYYEV Didar	1	-	-	1	100.00
	9	NURYYEV Davut	7	5	15	27	7.41
	10	ARTYKOV Ruslan	1	-	2	3	33.33
	11	MYRATGELDIYEV Begli	-	-	-	-	0.00
	12	GAYYPOV Ezizmyrat	-	-	-	-	0.00
Team Totals			31	21	32	84	11.90

Scoring Block	No	Name	Kill Blocks	Faults	Rebounds	Total Attempts	Avg by Set
	1	GYLYCHDURDYEV Gurbanmuhammet	2	2	3	7	0.67
	2	TACHGELDIYEV Berdimammet	-	-	-	-	0.00
	3	ROZMETOV Bahram	1	7	2	10	0.33
	4	GURBANOV Yusup	-	-	-	-	0.00
	5	AZIMOV Merdan	-	3	-	3	0.00
	6	NURYYEV Dovletgeldi	-	1	-	1	0.00
	7	MASSAROV Mekan	-	1	1	2	0.00
	8	NURYYEV Didar	-	-	-	-	0.00
	9	NURYYEV Davut	-	2	-	2	0.00
	10	ARTYKOV Ruslan	-	5	2	7	0.00
	11	MYRATGELDIYEV Begli	-	-	-	-	0.00
	12	GAYYPOV Ezizmyrat	-	-	1	1	0.00
Team Totals			3	21	9	33	1.00

Scoring Service	No	Name	Aces	Faults	Serve Hits	Total Attempts	Avg by Set
	1	GYLYCHDURDYEV Gurbanmuhammet	-	-	7	7	0.00
	2	TACHGELDIYEV Berdimammet	-	-	-	-	0.00
	3	ROZMETOV Bahram	-	1	8	9	0.00
	4	GURBANOV Yusup	-	-	-	-	0.00
	5	AZIMOV Merdan	-	2	4	6	0.00
	6	NURYYEV Dovletgeldi	-	-	5	5	0.00
	7	MASSAROV Mekan	-	1	8	9	0.00
	8	NURYYEV Didar	-	1	3	4	0.00
	9	NURYYEV Davut	1	-	6	7	0.33
	10	ARTYKOV Ruslan	-	-	8	8	0.00
	11	MYRATGELDIYEV Begli	-	-	-	-	0.00
	12	GAYYPOV Ezizmyrat	-	-	2	2	0.00
Team Totals			1	5	51	57	0.33

Team	Opponent Errors & Team Faults	20	3
-------------	--	----	---





Cumulative Statistics by Skills


스킬별 누적통계

TKM - Turkmenistan

AFTER 1 MATCH

Non-Scoring Dig	No	Name	Digs	Faults	Receptions	Total Attempts	Avg by Set
	1	GYLYCHDURDYEV Gurbanmuhammet	-	1	1	2	0.00
	2	TACHGELDIYEV Berdimammet	-	5	12	17	0.00
	3	ROZMETOV Bahram	-	1	2	3	0.00
	4	GURBANOV Yusup	-	-	-	-	0.00
	5	AZIMOV Merdan	-	1	4	5	0.00
	6	NURYYEV Dovletgeldi	-	1	-	1	0.00
	7	MASSAROV Mekan	-	1	3	4	0.00
	8	NURYYEV Didar	-	2	-	2	0.00
	9	NURYYEV Davut	-	1	5	6	0.00
	10	ARTYKOV Ruslan	-	1	3	4	0.00
	11	MYRATGELDIYEV Begli	-	-	-	-	0.00
	12	GAYYPOV Ezizmyrat	-	-	-	-	0.00
Team Totals				14	30	44	0.00

Non-Scoring Set	No	Name	Running Sets	Faults	Still Sets	Total Attempts	Avg by Set
	1	GYLYCHDURDYEV Gurbanmuhammet	-	-	1	1	0.00
	2	TACHGELDIYEV Berdimammet	-	-	2	2	0.00
	3	ROZMETOV Bahram	-	-	-	-	0.00
	4	GURBANOV Yusup	-	-	-	-	0.00
	5	AZIMOV Merdan	-	-	1	1	0.00
	6	NURYYEV Dovletgeldi	-	-	-	-	0.00
	7	MASSAROV Mekan	-	-	1	1	0.00
	8	NURYYEV Didar	-	-	1	1	0.00
	9	NURYYEV Davut	-	-	-	-	0.00
	10	ARTYKOV Ruslan	27	-	42	69	9.00
	11	MYRATGELDIYEV Begli	-	-	-	-	0.00
	12	GAYYPOV Ezizmyrat	3	-	1	4	1.00
Team Totals			30		49	79	10.00

Non-Scoring Reception	No	Name	Excellents	Faults	Serve Receptions	Total Attempts	Succ %
	1	GYLYCHDURDYEV Gurbanmuhammet	-	-	-	-	0.00
	2	TACHGELDIYEV Berdimammet	3	-	9	12	25.00
	3	ROZMETOV Bahram	-	-	1	1	0.00
	4	GURBANOV Yusup	-	-	-	-	0.00
	5	AZIMOV Merdan	7	-	7	14	50.00
	6	NURYYEV Dovletgeldi	-	-	-	-	0.00
	7	MASSAROV Mekan	1	-	-	1	100.00
	8	NURYYEV Didar	-	-	4	4	0.00
	9	NURYYEV Davut	10	1	18	29	34.48
	10	ARTYKOV Ruslan	-	-	-	-	0.00
	11	MYRATGELDIYEV Begli	-	-	-	-	0.00
	12	GAYYPOV Ezizmyrat	-	-	-	-	0.00
Team Totals			21	1	39	61	34.43

LEGEND			
Avg	Eff%	Succ%	
Average	Efficiency	Success %	

Timing and Results provided by Tissot