

**FIVB**<sup>TM</sup>



**VOLLEYBALL**  
**MEN'S WORLD**  
**CHAMPIONSHIP**  
**POLAND 2014**

---

Daily Bulletin No.1<sup>1</sup>

## FIVB Men's Volleyball World Championship 2014 Pool G

**Match:** 97 **Date:** 18.09.2014 **Spectators:** 1'727  
**City:** KATOWICE  
**Hall:** SPODEK  
**Match duration:** Start: 20:25 End: 22:48 Total: 2:23

Teams	Sets	1	2	3	4	5	Total
<b>FRA</b>	<b>3</b>	25	25	22	19	15	106
<b>IRI</b>	<b>2</b>	20	23	25	25	9	102
<b>Set duration</b>		0:26	0:28	0:27	0:28	0:15	2:04

**Referees:** SANTI Simone (ITA) & ZENOVICH Andrey (RUS)

FRA • France		1	2	3	4	5	Pts
2	L Grebennikov Jenia	L	L	L	L	L	
4	Rouzier Antonin	■	■				5
6	Toniutti Benjamin	■	■				
7	Tillie Kevin	■	■				4
9	Ngapeth Earvin	■	■				8
10	Le Roux Kevin	■	■				1
14	Le Goff Nicolas	■	■	■	■	■	11
15	Tuia Samuele		■	■	■	■	10
16	Marechal Nicolas		■	■	■	■	11
17	Lafitte Franck		■	■	■	■	8
18	Jaumel Yoann	□	□	■	■	■	5
21	Sidibe Mory	□	■	■	■	■	17

**Coach:** Tillie Laurent  
**Assistant:** Josserand Arnaud

IRI • Iran		1	2	3	4	5	Pts
1	Mahmoudi Shahram	■	■	■	■		22
2	Ebadipour Ghara H. Milad	■	■	■	■		14
4	Marouflakrani Mir Saeid	■					2
5	Ghaemi Farhad	■					
6	Mousavi Eraghi Seyed Mohammad	■					1
7	Fayazi Damnabi Pourya		■	■	■	■	11
8	L Zarif Ahangaran V. Farhad	L	L	L	L	L	
9	Gholami Adel		■	■	■	■	6
10	Ghafour Amir	■					4
12	Mirzajanpour M. Mojtaba	■					3
13	Mahdavi Mehdi	□	■	■	■	■	6
15	Tashakori Armin	■	■	■	■	■	4

**Coach:** KOVAC Slobodan (SRB)  
**Assistant:** PRAKLJACIC Slobodan (SRB)

### TEAMS AND PLAYERS PERFORMANCES

Won Pts	Total Atts	No Name	Scoring Skills	Won Pts	Total Atts	No Name
<b>69</b>	<b>138</b>	<b>Total Team</b>		<b>61</b>	<b>139</b>	<b>Total Team</b>
17	39	21 Sidibe Mory	<b>Spike</b>	20	38	1 Mahmoudi Shahram
10	16	16 Marechal Nicolas		13	26	2 Ebadipour Ghara H. Milad
8	12	14 Le Goff Nicolas		10	29	7 Fayazi Damnabi Pourya
<b>8</b>	<b>81</b>	<b>Total Team</b>	<b>Block</b>	<b>8</b>	<b>104</b>	<b>Total Team</b>
3	13	18 Jaumel Yoann		2	6	4 Marouflakrani Mir Saeid
3	20	14 Le Goff Nicolas		2	7	13 Mahdavi Mehdi
1	18	17 Lafitte Franck	1	11	1 Mahmoudi Shahram	
<b>3</b>	<b>105</b>	<b>Total Team</b>	<b>Serve</b>	<b>4</b>	<b>103</b>	<b>Total Team</b>
1	12	15 Tuia Samuele		2	20	13 Mahdavi Mehdi
1	12	18 Jaumel Yoann		1	15	9 Gholami Adel
1	14	16 Marechal Nicolas	1	14	1 Mahmoudi Shahram	
<b>26</b>		<b>Total Team</b>	<b>Opp. error</b>	<b>29</b>		<b>Total Team</b>
<b>106</b>	<b>324</b>	<b>Total Team</b>		<b>Total</b>	<b>102</b>	<b>346</b>
17	57	21 Sidibe Mory	<b>Best Scorer</b>	22	63	1 Mahmoudi Shahram

■ Starting line-up    Pts = Points scored    □nn = Captain  
□ Substitute    Atts = Attempts    L = Libero  
Opp = Opponent



## FIVB Men's Volleyball World Championship 2014

Pool H

**Match:** 98 **Date:** 18.09.2014 **Spectators:** 12'100  
**City:** LODZ  
**Hall:** ATLAS ARENA  
**Match duration:** Start: 20:25 End: 23:00 Total: 2:35

Teams	Sets	1	2	3	4	5	Total
<b>POL</b>	<b>3</b>	25	25	21	22	15	108
<b>RUS</b>	<b>2</b>	22	22	25	25	11	105
<b>Set duration</b>		0:28	0:32	0:31	0:30	0:15	2:16

**Referees:** LODERUS Frans (NED) & MACIAS Luis (MEX)

POL • Poland		1	2	3	4	5	Pts
1	Nowakowski Piotr	■	■	■	■	■	10
2	Winiarski Michal	■	■				2
3	Konarski Dawid	□	□	□	□	□	1
5	Zagumny Pawel			□	□		
7	Klos Karol	■	■	■	■	■	5
10	Wlazly Mariusz	■	■	■	■	■	28
11	Drzyzga Fabian	■	■	■	■	■	3
13	Kubiak Michal			■	■	■	13
17	L Zatorski Pawel	L	L	L	L	L	
18	Mozdzzonek Marcin						
20	Mika Mateusz	■	■	■	■	■	10
21	Buszek Rafal					□	3

**Coach:** ANTIGA Stephane (FRA)  
**Assistant:** BLAIN Philippe (FRA)

RUS • Russia		1	2	3	4	5	Pts
2	Makarov Sergey			□	■	■	
3	Apalikov Nikolay	■	■				1
5	Grankin Sergey	■	■	■			1
7	Pavlov Nikolay	■	■	■	■	■	15
8	Biriukov Denis						
9	Spiridonov Alexey	■	■	■	■	■	13
10	Savin Sergey	□	□				1
13	Muserskiy Dmitriy	■	■	■	■	■	16
14	Volvich Artem		□	■	■	■	7
15	Ilinykh Dmitriy	■	■	■	■	■	22
20	L Ermakov Artem	L	L	L	L	L	
21	L Golubev Valentin	L	L	L	L	L	

**Coach:** Voronkov Andrey (RUS)  
**Assistant:** Busato Sergio (ITA)

### TEAMS AND PLAYERS PERFORMANCES

Won Pts	Total Atts	No Name	Scoring Skills	Won Pts	Total Atts	No Name
<b>55</b>	<b>115</b>	<b>Total Team</b>		<b>61</b>	<b>126</b>	<b>Total Team</b>
26	40	10 Wlazly Mariusz	<b>Spike</b>	16	30	15 Ilinykh Dmitriy
12	17	13 Kubiak Michal		13	23	13 Muserskiy Dmitriy
7	29	20 Mika Mateusz		13	33	7 Pavlov Nikolay
<b>12</b>	<b>57</b>	<b>Total Team</b>	<b>Block</b>	<b>10</b>	<b>61</b>	<b>Total Team</b>
3	8	20 Mika Mateusz		5	11	15 Ilinykh Dmitriy
3	14	1 Nowakowski Piotr		3	18	13 Muserskiy Dmitriy
3	13	7 Klos Karol	1	10	5 Grankin Sergey	
<b>8</b>	<b>107</b>	<b>Total Team</b>	<b>Serve</b>	<b>5</b>	<b>106</b>	<b>Total Team</b>
3	15	11 Drzyzga Fabian		2	15	14 Volvich Artem
3	21	1 Nowakowski Piotr		2	25	7 Pavlov Nikolay
2	16	10 Wlazly Mariusz	1	19	15 Ilinykh Dmitriy	
<b>33</b>		<b>Total Team</b>	<b>Opp. error</b>	<b>29</b>		<b>Total Team</b>
<b>108</b>	<b>279</b>	<b>Total Team</b>	<b>Total</b>	<b>105</b>	<b>293</b>	<b>Total Team</b>
28	67	10 Wlazly Mariusz	<b>Best Scorer</b>	22	60	15 Ilinykh Dmitriy

■ Starting line-up    Pts = Points scored    [nn] = Captain  
□ Substitute    Atts = Attempts    L = Libero  
Opp = Opponent



Match: 97 Date: 18.09.2014 Spectators: 1'727

City: KATOWICE


Hall: SPODEK

Match duration: Start: 20:25 End: 22:48 Total: 2:23

Teams	Sets	1	2	3	4	5	Total
FRA	3	25	25	22	19	15	106
IRI	2	20	23	25	25	9	102
Set duration		0:26	0:28	0:27	0:28	0:15	2:04




## FRA • France



**Spike**

Succ. %  
Limit: 15.00%

Rk	No	Name	Spikes	Faults	Shots	Total Attempts	Note
1	21	Sidibe Mory	17	6	16	39	43.59
2	15	Tuia Samuele	8	4	13	25	32.00
-	16	Marechal Nicolas	10	2	4	16	
-	14	Le Goff Nicolas	8	-	4	12	
-	9	Ngapeth Earvin	8	2	2	12	
-	4	Rouzier Antonin	5	3	4	12	
-	17	Lafitte Franck	7	-	3	10	
-	7	Tillie Kevin	4	1	3	8	
-	18	Jaumel Yoann	1	-	1	2	
-	6	Toniutti Benjamin	-	-	1	1	
-	10	Le Roux Kevin	1	-	-	1	
-	2	Grebennikov Jenia	-	-	-	-	
Others			-	-	-	-	
<b>Total Team</b>			69	18	51	138	50.00



**Block**

Avg. by set

Rk	No	Name	Kill Blocks	Faults	Rebounds	Total Attempts	Note
1	18	Jaumel Yoann	3	5	5	13	0.60
1	14	Le Goff Nicolas	3	11	6	20	0.60
3	17	Lafitte Franck	1	11	6	18	0.20
3	15	Tuia Samuele	1	5	2	8	0.20
-	2	Grebennikov Jenia	-	-	-	-	
-	6	Toniutti Benjamin	-	-	2	2	
-	9	Ngapeth Earvin	-	-	-	-	
-	21	Sidibe Mory	-	2	3	5	
-	10	Le Roux Kevin	-	2	2	4	
-	7	Tillie Kevin	-	2	1	3	
-	16	Marechal Nicolas	-	5	1	6	
-	4	Rouzier Antonin	-	2	-	2	
Others			-	-	-	-	
<b>Total Team</b>			8	45	28	81	1.60

Match: 97 Date: 18.09.2014 Spectators: 1'727  
 City: KATOWICE  
 Hall: SPODEK  
 Match duration: Start: 20:25 End: 22:48 Total: 2:23

Teams	Sets	1	2	3	4	5	Total
FRA	3	25	25	22	19	15	106
IRI	2	20	23	25	25	9	102
Set duration		0:26	0:28	0:27	0:28	0:15	2:04



## FRA • France

Rk	No	Name	Aces	Faults	Serve Hits	Total Attempts	Note
1	15	Tuia Samuele	1	1	10	12	0.20
1	18	Jaumel Yoann	1	1	10	12	0.20
1	16	Marechal Nicolas	1	3	10	14	0.20
-	2	Grebennikov Jenia	-	-	-	-	
-	17	Lafitte Franck	-	-	16	16	
-	14	Le Goff Nicolas	-	1	12	13	
-	21	Sidibe Mory	-	1	12	13	
-	7	Tillie Kevin	-	1	4	5	
-	9	Ngapeth Earvin	-	1	4	5	
-	10	Le Roux Kevin	-	2	6	8	
-	6	Toniutti Benjamin	-	1	2	3	
-	4	Rouzier Antonin	-	2	2	4	
Others			-	-	-	-	
<b>Total Team</b>			3	14	88	105	0.60



**Serve**

Avg. by set

Team	Opponent errors & Team faults	Aces	Faults	Total Attempts
	Opponent errors & Team faults	26	-	26

Rk	No	Name	Digs	Faults	Receptions	Total Attempts	Note
1	2	Grebennikov Jenia	15	7	11	33	3.00
2	16	Marechal Nicolas	11	1	5	17	2.20
3	21	Sidibe Mory	7	3	4	14	1.40
4	6	Toniutti Benjamin	6	-	3	9	1.20
4	18	Jaumel Yoann	6	1	4	11	1.20
4	7	Tillie Kevin	6	1	1	8	1.20
7	15	Tuia Samuele	4	4	3	11	0.80
8	14	Le Goff Nicolas	3	1	-	4	0.60
9	9	Ngapeth Earvin	2	-	1	3	0.40
10	4	Rouzier Antonin	1	-	2	3	0.20
10	17	Lafitte Franck	1	-	3	4	0.20
-	10	Le Roux Kevin	-	-	1	1	
Others			-	-	-	-	
<b>Total Team</b>			62	18	38	118	12.40



**Dig**

Avg. by set



Match: 97 Date: 18.09.2014 Spectators: 1'727  
 City: KATOWICE  
 Hall: SPODEK  
 Match duration: Start: 20:25 End: 22:48 Total: 2:23

Teams	Sets	1	2	3	4	5	Total
FRA	3	25	25	22	19	15	106
IRI	2	20	23	25	25	9	102
Set duration		0:26	0:28	0:27	0:28	0:15	2:04



## FRA • France



**Set**

Avg. by set

Rk	No	Name	Running Sets	Faults	Still Sets	Total Attempts	Note
1	18	Jaumel Yoann	57	2	36	95	11.40
2	6	Toniutti Benjamin	9	-	14	23	1.80
-	2	Grebennikov Jenia	-	-	-	-	-
-	4	Rouzier Antonin	-	-	-	-	-
-	7	Tillie Kevin	-	-	-	-	-
-	9	Ngapeth Earvin	-	-	-	-	-
-	10	Le Roux Kevin	-	-	-	-	-
-	14	Le Goff Nicolas	-	-	-	-	-
-	15	Tuia Samuele	-	-	-	-	-
-	16	Marechal Nicolas	-	-	-	-	-
-	17	Lafitte Franck	-	-	-	-	-
-	21	Sidibe Mory	-	-	-	-	-
<b>Others</b>			-	-	-	-	-
<b>Total Team</b>			66	2	50	118	13.20



**Reception**

Eff. %  
Limit: 25.00%

Rk	No	Name	Excellents	Faults	Serve Receptions	Total Attempts	Note
1	15	Tuia Samuele	24	2	9	35	62.86
-	2	Grebennikov Jenia	11	2	9	22	-
-	16	Marechal Nicolas	12	1	8	21	-
-	9	Ngapeth Earvin	3	-	4	7	-
-	7	Tillie Kevin	3	-	3	6	-
-	14	Le Goff Nicolas	1	-	-	1	-
-	4	Rouzier Antonin	-	-	-	-	-
-	6	Toniutti Benjamin	-	-	-	-	-
-	10	Le Roux Kevin	-	-	-	-	-
-	17	Lafitte Franck	-	-	-	-	-
-	18	Jaumel Yoann	-	-	-	-	-
-	21	Sidibe Mory	-	-	-	-	-
<b>Others</b>			-	-	-	-	-
<b>Total Team</b>			54	5	33	92	53.26



Match: 97 Date: 18.09.2014 Spectators: 1'727

City: KATOWICE


Hall: SPODEK

Match duration: Start: 20:25 End: 22:48 Total: 2:23

Teams	Sets	1	2	3	4	5	Total
FRA	3	25	25	22	19	15	106
IRI	2	20	23	25	25	9	102
Set duration		0:26	0:28	0:27	0:28	0:15	2:04




## IRI • Iran



**Spike**

Succ. %  
Limit: 15.00%

Rk	No	Name	Spikes	Faults	Shots	Total Attempts	Note
1	1	Mahmoudi Shahram	20	5	13	38	52.63
2	2	Ebadipour Ghara H. Milad	13	4	9	26	50.00
3	7	Fayazi Damnabi Pourya	10	4	15	29	34.48
-	15	Tashakori Armin	4	-	7	11	
-	9	Gholami Adel	5	2	4	11	
-	12	Mirzajanpour M. Mojtaba	3	1	6	10	
-	10	Ghafour Amir	3	1	2	6	
-	6	Mousavi Eraghi Seyed Mohammad	1	1	2	4	
-	5	Ghaemi Farhad	-	-	2	2	
-	13	Mahdavi Mehdi	2	-	-	2	
-	4	Marouflakrani Mir Saeid	-	-	-	-	
-	8	Zarif Ahangaran V. Farhad	-	-	-	-	
Others			-	-	-	-	
<b>Total Team</b>			61	18	60	139	43.88



**Block**

Avg. by set


Rk	No	Name	Kill Blocks	Faults	Rebounds	Total Attempts	Note
1	4	Marouflakrani Mir Saeid	2	2	2	6	0.40
1	13	Mahdavi Mehdi	2	5	-	7	0.40
3	1	Mahmoudi Shahram	1	4	6	11	0.20
3	2	Ebadipour Ghara H. Milad	1	2	2	5	0.20
3	7	Fayazi Damnabi Pourya	1	8	8	17	0.20
3	10	Ghafour Amir	1	3	1	5	0.20
-	8	Zarif Ahangaran V. Farhad	-	-	-	-	
-	5	Ghaemi Farhad	-	1	1	2	
-	15	Tashakori Armin	-	9	8	17	
-	6	Mousavi Eraghi Seyed Mohammad	-	7	2	9	
-	9	Gholami Adel	-	19	5	24	
-	12	Mirzajanpour M. Mojtaba	-	1	-	1	
Others			-	-	-	-	
<b>Total Team</b>			8	61	35	104	1.60

Match: 97 Date: 18.09.2014 Spectators: 1'727  
 City: KATOWICE  
 Hall: SPODEK  
 Match duration: Start: 20:25 End: 22:48 Total: 2:23

Teams	Sets	1	2	3	4	5	Total
FRA	3	25	25	22	19	15	106
IRI	2	20	23	25	25	9	102
Set duration		0:26	0:28	0:27	0:28	0:15	2:04



## IRI • Iran




**Serve**

Avg. by set

Rk	No	Name	Aces	Faults	Serve Hits	Total Attempts	Note
1	13	Mahdavi Mehdi	2	-	18	20	0.40
2	9	Gholami Adel	1	2	12	15	0.20
2	1	Mahmoudi Shahram	1	2	11	14	0.20
-	4	Marouflakrani Mir Saeid	-	-	3	3	
-	5	Ghaemi Farhad	-	-	3	3	
-	8	Zarif Ahangaran V. Farhad	-	-	-	-	
-	10	Ghafour Amir	-	-	4	4	
-	12	Mirzajanpour M. Mojtaba	-	-	3	3	
-	7	Fayazi Damnabi Pourya	-	1	9	10	
-	15	Tashakori Armin	-	2	12	14	
-	2	Ebadipour Ghara H. Milad	-	3	10	13	
-	6	Mousavi Eraghi Seyed Mohammad	-	1	3	4	
<b>Others</b>			-	-	-	-	
<b>Total Team</b>			4	11	88	103	0.80

### Team

Opponent errors & Team faults	29	-	29
-------------------------------	----	---	----



**Dig**

Avg. by set

Rk	No	Name	Digs	Faults	Receptions	Total Attempts	Note
1	8	Zarif Ahangaran V. Farhad	12	2	9	23	2.40
1	2	Ebadipour Ghara H. Milad	12	3	3	18	2.40
3	1	Mahmoudi Shahram	7	-	5	12	1.40
4	7	Fayazi Damnabi Pourya	6	-	1	7	1.20
5	4	Marouflakrani Mir Saeid	3	1	-	4	0.60
6	12	Mirzajanpour M. Mojtaba	2	-	2	4	0.40
7	6	Mousavi Eraghi Seyed Mohammad	1	-	-	1	0.20
7	13	Mahdavi Mehdi	1	2	9	12	0.20
7	9	Gholami Adel	1	1	3	5	0.20
7	5	Ghaemi Farhad	1	1	1	3	0.20
7	15	Tashakori Armin	1	2	1	4	0.20
-	10	Ghafour Amir	-	-	2	2	
<b>Others</b>			-	-	-	-	
<b>Total Team</b>			47	12	36	95	9.40




Match: 97 Date: 18.09.2014 Spectators: 1'727  
 City: KATOWICE  
 Hall: SPODEK  
 Match duration: Start: 20:25 End: 22:48 Total: 2:23

Teams	Sets	1	2	3	4	5	Total
FRA	3	25	25	22	19	15	106
IRI	2	20	23	25	25	9	102
Set duration		0:26	0:28	0:27	0:28	0:15	2:04




## IRI • Iran



**Set**

Avg. by set

Rk	No	Name	Running Sets	Faults	Still Sets	Total Attempts	Note
1	13	Mahdavi Mehdi	42	1	52	95	8.40
2	4	Marouflakrani Mir Saeid	13	-	8	21	2.60
-	1	Mahmoudi Shahram	-	-	-	-	-
-	2	Ebadipour Ghara H. Milad	-	-	-	-	-
-	5	Ghaemi Farhad	-	-	-	-	-
-	6	Mousavi Eraghi Seyed Mohammad	-	-	-	-	-
-	7	Fayazi Damnabi Pourya	-	-	-	-	-
-	8	Zarif Ahangaran V. Farhad	-	-	-	-	-
-	9	Gholami Adel	-	-	-	-	-
-	10	Ghafour Amir	-	-	-	-	-
-	12	Mirzajanpour M. Mojtaba	-	-	-	-	-
-	15	Tashakori Armin	-	-	-	-	-
Others			-	-	-	-	-
<b>Total Team</b>			55	1	60	116	11.00



**Reception**

Eff. %  
Limit: 25.00%

Rk	No	Name	Excellents	Faults	Serve Receptions	Total Attempts	Note
1	2	Ebadipour Ghara H. Milad	17	-	11	28	60.71
2	7	Fayazi Damnabi Pourya	18	2	9	29	55.17
-	8	Zarif Ahangaran V. Farhad	15	1	4	20	-
-	5	Ghaemi Farhad	5	-	4	9	-
-	12	Mirzajanpour M. Mojtaba	2	-	1	3	-
-	10	Ghafour Amir	1	-	1	2	-
-	1	Mahmoudi Shahram	-	-	-	-	-
-	4	Marouflakrani Mir Saeid	-	-	-	-	-
-	6	Mousavi Eraghi Seyed Mohammad	-	-	-	-	-
-	9	Gholami Adel	-	-	-	-	-
-	13	Mahdavi Mehdi	-	-	-	-	-
-	15	Tashakori Armin	-	-	-	-	-
Others			-	-	-	-	-
<b>Total Team</b>			58	3	30	91	60.44

Match: 98 Date: 18.09.2014 Spectators: 12'100

City: LODZ


Hall: ATLAS ARENA

Match duration: Start: 20:25 End: 23:00 Total: 2:35

Teams	Sets	1	2	3	4	5	Total
<b>POL</b>	<b>3</b>	25	25	21	22	15	108
<b>RUS</b>	<b>2</b>	22	22	25	25	11	105
<b>Set duration</b>		0:28	0:32	0:31	0:30	0:15	2:16




## POL • Poland



**Spike**

Succ. %  
Limit: 15.00%

Rk	No	Name	Spikes	Faults	Shots	Total Attempts	Note
1	10	Wlazly Mariusz	26	3	11	40	65.00
2	20	Mika Mateusz	7	9	13	29	24.14
-	13	Kubiak Michal	12	2	3	17	
-	1	Nowakowski Piotr	4	1	4	9	
-	3	Konarski Dawid	1	2	5	8	
-	7	Klos Karol	2	-	3	5	
-	2	Winiarski Michal	2	1	2	5	
-	21	Buszek Rafal	1	-	1	2	
-	5	Zagumny Pawel	-	-	-	-	
-	11	Drzyzga Fabian	-	-	-	-	
-	17	Zatorski Pawel	-	-	-	-	
-	18	Mozdzonek Marcin	-	-	-	-	
<b>Others</b>			-	-	-	-	
<b>Total Team</b>			55	18	42	115	47.83



**Block**

Avg. by set

Rk	No	Name	Kill Blocks	Faults	Rebounds	Total Attempts	Note
1	20	Mika Mateusz	3	2	3	8	0.60
1	1	Nowakowski Piotr	3	5	6	14	0.60
1	7	Klos Karol	3	6	4	13	0.60
4	21	Buszek Rafal	2	-	-	2	0.40
5	13	Kubiak Michal	1	2	3	6	0.20
-	2	Winiarski Michal	-	-	-	-	
-	3	Konarski Dawid	-	-	1	1	
-	5	Zagumny Pawel	-	-	1	1	
-	17	Zatorski Pawel	-	-	-	-	
-	18	Mozdzonek Marcin	-	-	-	-	
-	10	Wlazly Mariusz	-	3	8	11	
-	11	Drzyzga Fabian	-	1	-	1	
<b>Others</b>			-	-	-	-	
<b>Total Team</b>			12	19	26	57	2.40

Match: 98 Date: 18.09.2014 Spectators: 12'100

City: LODZ

Hall: ATLAS ARENA


Match duration: Start: 20:25 End: 23:00 Total: 2:35

Teams	Sets	1	2	3	4	5	Total
<b>POL</b>	<b>3</b>	25	25	21	22	15	108
<b>RUS</b>	<b>2</b>	22	22	25	25	11	105
<b>Set duration</b>		0:28	0:32	0:31	0:30	0:15	2:16




## POL • Poland

Rk	No	Name	Aces	Faults	Serve Hits	Total Attempts	Note
1	11	Drzyzga Fabian	3	1	11	15	0.60
1	1	Nowakowski Piotr	3	2	16	21	0.60
3	10	Wlazly Mariusz	2	5	9	16	0.40
-	3	Konarski Dawid	-	-	6	6	
-	5	Zagumny Pawel	-	-	1	1	
-	17	Zatorski Pawel	-	-	-	-	
-	18	Mozdzonek Marcin	-	-	-	-	
-	7	Klos Karol	-	2	16	18	
-	13	Kubiak Michal	-	1	8	9	
-	20	Mika Mateusz	-	2	11	13	
-	2	Winiarski Michal	-	2	4	6	
-	21	Buszek Rafal	-	1	1	2	
<b>Others</b>			-	-	-	-	
<b>Total Team</b>			8	16	83	107	1.60



Team	Opponent errors & Team faults	Aces	Faults	Total Attempts
		33	-	33

Rk	No	Name	Digs	Faults	Receptions	Total Attempts	Note
1	13	Kubiak Michal	9	1	1	11	1.80
1	17	Zatorski Pawel	9	3	12	24	1.80
3	2	Winiarski Michal	7	2	1	10	1.40
4	11	Drzyzga Fabian	3	1	4	8	0.60
4	7	Klos Karol	3	1	-	4	0.60
6	10	Wlazly Mariusz	2	-	6	8	0.40
6	20	Mika Mateusz	2	1	2	5	0.40
8	5	Zagumny Pawel	1	-	1	2	0.20
8	1	Nowakowski Piotr	1	1	2	4	0.20
-	3	Konarski Dawid	-	-	1	1	
-	18	Mozdzonek Marcin	-	-	-	-	
-	21	Buszek Rafal	-	1	1	2	
<b>Others</b>			-	34	-	34	
<b>Total Team</b>			37	45	31	113	7.40



Match: 98 Date: 18.09.2014 Spectators: 12'100

City: LODZ


Hall: ATLAS ARENA

Match duration: Start: 20:25 End: 23:00 Total: 2:35

Teams	Sets	1	2	3	4	5	Total
<b>POL</b>	<b>3</b>	25	25	21	22	15	108
<b>RUS</b>	<b>2</b>	22	22	25	25	11	105
<b>Set duration</b>		0:28	0:32	0:31	0:30	0:15	2:16




## POL • Poland



**Set**

Avg. by set

Rk	No	Name	Running Sets	Faults	Still Sets	Total Attempts	Note
1	11	Drzyzga Fabian	57	1	22	80	11.40
2	5	Zagumny Pawel	12	1	4	17	2.40
-	1	Nowakowski Piotr	-	-	1	1	
-	2	Winiarski Michal	-	-	-	-	
-	3	Konarski Dawid	-	-	1	1	
-	7	Klos Karol	-	-	1	1	
-	10	Wlazly Mariusz	-	-	-	-	
-	13	Kubiak Michal	-	-	1	1	
-	17	Zatorski Pawel	-	-	5	5	
-	18	Mozdzonek Marcin	-	-	-	-	
-	20	Mika Mateusz	-	-	2	2	
-	21	Buszek Rafal	-	-	-	-	
<b>Others</b>			-	-	-	-	
<b>Total Team</b>			69	2	37	108	13.80



**Reception**

Eff. %  
Limit: 25.00%

Rk	No	Name	Excellents	Faults	Serve Receptions	Total Attempts	Note
1	17	Zatorski Pawel	19	1	5	25	72.00
2	13	Kubiak Michal	21	2	5	28	67.86
-	20	Mika Mateusz	8	-	9	17	
-	2	Winiarski Michal	7	2	5	14	
-	21	Buszek Rafal	-	-	2	2	
-	7	Klos Karol	1	-	-	1	
-	11	Drzyzga Fabian	-	-	1	1	
-	1	Nowakowski Piotr	-	-	-	-	
-	3	Konarski Dawid	-	-	-	-	
-	5	Zagumny Pawel	-	-	-	-	
-	10	Wlazly Mariusz	-	-	-	-	
-	18	Mozdzonek Marcin	-	-	-	-	
<b>Others</b>			-	-	-	-	
<b>Total Team</b>			56	5	27	88	57.95

Match: 98 Date: 18.09.2014 Spectators: 12'100

City: LODZ


Hall: ATLAS ARENA

Match duration: Start: 20:25 End: 23:00 Total: 2:35

Teams	Sets	1	2	3	4	5	Total
POL	3	25	25	21	22	15	108
RUS	2	22	22	25	25	11	105
Set duration		0:28	0:32	0:31	0:30	0:15	2:16




## RUS • Russia



**Spike**

Succ. %  
Limit: 15.00%

Rk	No	Name	Spikes	Faults	Shots	Total Attempts	Note
1	13	Muserskiy Dmitriy	13	1	9	23	56.52
2	15	Ilinykh Dmitriy	16	5	9	30	53.33
3	9	Spiridonov Alexey	12	6	8	26	46.15
4	7	Pavlov Nikolay	13	7	13	33	39.39
-	14	Volvich Artem	5	1	1	7	
-	3	Apalikov Nikolay	1	1	2	4	
-	2	Makarov Sergey	-	-	1	1	
-	10	Savin Sergey	1	-	-	1	
-	5	Grankin Sergey	-	1	-	1	
-	8	Biriukov Denis	-	-	-	-	
-	20	Ermakov Artem	-	-	-	-	
-	21	Golubev Valentin	-	-	-	-	
Others			-	-	-	-	
<b>Total Team</b>			61	22	43	126	48.41



**Block**

Avg. by set


Rk	No	Name	Kill Blocks	Faults	Rebounds	Total Attempts	Note
1	15	Ilinykh Dmitriy	5	4	2	11	1.00
2	13	Muserskiy Dmitriy	3	8	7	18	0.60
3	5	Grankin Sergey	1	2	7	10	0.20
3	9	Spiridonov Alexey	1	4	2	7	0.20
-	8	Biriukov Denis	-	-	-	-	
-	20	Ermakov Artem	-	-	-	-	
-	21	Golubev Valentin	-	-	-	-	
-	2	Makarov Sergey	-	1	3	4	
-	7	Pavlov Nikolay	-	3	2	5	
-	14	Volvich Artem	-	2	1	3	
-	3	Apalikov Nikolay	-	2	-	2	
-	10	Savin Sergey	-	1	-	1	
Others			-	-	-	-	
<b>Total Team</b>			10	27	24	61	2.00

Match: 98 Date: 18.09.2014 Spectators: 12'100  
 City: LODZ  
 Hall: ATLAS ARENA  
 Match duration: Start: 20:25 End: 23:00 Total: 2:35

Teams	Sets	1	2	3	4	5	Total
POL	3	25	25	21	22	15	108
RUS	2	22	22	25	25	11	105
Set duration		0:28	0:32	0:31	0:30	0:15	2:16



## RUS • Russia




**Serve**

Avg. by set

Rk	No	Name	Aces	Faults	Serve Hits	Total Attempts	Note
1	14	Volvich Artem	2	-	13	15	0.40
1	7	Pavlov Nikolay	2	2	21	25	0.40
3	15	Ilinykh Dmitriy	1	4	14	19	0.20
-	2	Makarov Sergey	-	-	5	5	
-	5	Grankin Sergey	-	-	6	6	
-	8	Biriukov Denis	-	-	-	-	
-	20	Ermakov Artem	-	-	-	-	
-	21	Golubev Valentin	-	-	-	-	
-	3	Apalikov Nikolay	-	1	6	7	
-	9	Spiridonov Alexey	-	3	8	11	
-	13	Muserskiy Dmitriy	-	6	10	16	
-	10	Savin Sergey	-	2	-	2	
<b>Others</b>			-	-	-	-	
<b>Total Team</b>			5	18	83	106	1.00

**Team**

Opponent errors & Team faults	29	-	29
-------------------------------	----	---	----



**Dig**

Avg. by set

Rk	No	Name	Digs	Faults	Receptions	Total Attempts	Note
1	15	Ilinykh Dmitriy	8	1	5	14	1.60
2	7	Pavlov Nikolay	7	3	5	15	1.40
3	20	Ermakov Artem	4	-	2	6	0.80
3	9	Spiridonov Alexey	4	2	4	10	0.80
5	2	Makarov Sergey	3	-	2	5	0.60
5	5	Grankin Sergey	3	1	2	6	0.60
7	21	Golubev Valentin	2	-	6	8	0.40
8	3	Apalikov Nikolay	1	-	-	1	0.20
8	10	Savin Sergey	1	-	1	2	0.20
8	13	Muserskiy Dmitriy	1	2	1	4	0.20
-	8	Biriukov Denis	-	-	-	-	
-	14	Volvich Artem	-	1	1	2	
<b>Others</b>			-	21	-	21	
<b>Total Team</b>			34	31	29	94	6.80



Match: 98 Date: 18.09.2014 Spectators: 12'100

City: LODZ


Hall: ATLAS ARENA

Match duration: Start: 20:25 End: 23:00 Total: 2:35

Teams	Sets	1	2	3	4	5	Total
POL	3	25	25	21	22	15	108
RUS	2	22	22	25	25	11	105
Set duration		0:28	0:32	0:31	0:30	0:15	2:16




## RUS • Russia



**Set**

Avg. by set

Rk	No	Name	Running Sets	Faults	Still Sets	Total Attempts	Note
1	5	Grankin Sergey	21	1	38	60	4.20
2	2	Makarov Sergey	4	-	29	33	0.80
-	3	Apalikov Nikolay	-	-	-	-	
-	8	Biriukov Denis	-	-	-	-	
-	9	Spiridonov Alexey	-	-	-	-	
-	10	Savin Sergey	-	-	1	1	
-	13	Muserskiy Dmitriy	-	-	6	6	
-	14	Volvich Artem	-	-	1	1	
-	15	Ilinykh Dmitriy	-	-	3	3	
-	20	Ermakov Artem	-	-	3	3	
-	21	Golubev Valentin	-	-	2	2	
-	7	Pavlov Nikolay	-	1	2	3	
<b>Others</b>			-	-	-	-	
<b>Total Team</b>			25	2	85	112	5.00



**Reception**

Eff. %  
Limit: 25.00%

Rk	No	Name	Excellents	Faults	Serve Receptions	Total Attempts	Note
1	20	Ermakov Artem	8	2	17	27	22.22
2	15	Ilinykh Dmitriy	4	2	18	24	8.33
3	9	Spiridonov Alexey	6	4	19	29	6.90
-	10	Savin Sergey	1	-	3	4	
-	21	Golubev Valentin	-	-	4	4	
-	2	Makarov Sergey	-	-	1	1	
-	7	Pavlov Nikolay	-	-	1	1	
-	13	Muserskiy Dmitriy	-	-	1	1	
-	3	Apalikov Nikolay	-	-	-	-	
-	5	Grankin Sergey	-	-	-	-	
-	8	Biriukov Denis	-	-	-	-	
-	14	Volvich Artem	-	-	-	-	
<b>Others</b>			-	-	-	-	
<b>Total Team</b>			19	8	64	91	12.09



**FIVB**<sup>TM</sup>

FÉDÉRATION INTERNATIONALE  
DE VOLLEYBALL