



Match No.: 25

Start List
출전선수 목록

QAT vs IRI
P1

First Referee: ALATEEQ Abdullatif Hamoud M (KSA)

Second Referee: PRABAKARAN Vasu (IND)

QAT - Qatar Uniform colour:

No.	C/L	Name	Shirt Name	Height m / ft in	Weight kg / lbs	Highest Reach		Date of Birth	Tournament Totals				
						Spike cm	Block cm		Spike	Block	Serve	Total	%
2		MOHAMED Jumah	JUMAH	1.91/6'3"	93/205	328	318	14 APR 1985	19	3		22	14.19
3		STEVANOVIC Milos	MILOS	1.94/6'4"	85/187	323	300	27 SEP 1988	1	4	3	8	5.16
4		RIBERO Renan	RENAN	1.89/6'2"	80/176	330	318	30 DEC 1989	5	4		9	5.81
5	L	SAAD Sulaiman	SULAIMAN	1.75/5'9"	75/165	291	274	3 JUN 1987					
6		CHIGBO John	JOHN	2.01/6'7"	90/198	354	328	4 APR 1989	22	3	1	26	16.77
9	C	BAIRAMI Ali	ALI E.	1.90/6'3"	88/194	342	330	13 FEB 1979	2	1		3	1.94
10		SADIKH Ndir	ABUBACAR	1.96/6'5"	90/198	346	333	2 FEB 1986	22	2		24	15.48
11		DIAB Ahmad	AHMAD	2.02/6'8"	82/181	345	328	15 FEB 1990					
12		HAMMAD Mubarak	MUBARAK	1.97/6'6"	80/176	330	310	1 APR 1991	24	7		31	20.00
15		ABUWATFA Mohammed	ABUWATFA	1.96/6'5"	84/185	327	305	22 MAR 1987			2	2	1.29
16		IBRAHIM Ibrahim	IBRAHIM	2.04/6'8"	83/183	350	339	15 JAN 1985	14	11	4	29	18.71
19		EBRAHIM Mohammed	M. BESHRI	1.98/6'6"	90/198	345	335	1 MAY 1986	1			1	0.65
Coach			CICHELO Juan (ARG)			Assistant Coach			AL-KUWARI Mohammed (QAT)				

Results in these
Competition

Phase	Opponent	Sets	Points per Set
Preliminary Round	TPE	3 - 0	25-21, 25-17, 25-21
Preliminary Round	KAZ	3 - 0	25-23, 25-22, 25-21
Preliminary Round	KOR	0 - 3	22-25, 19-25, 22-25

IRI - Iran Uniform colour:

No.	C/L	Name	Shirt Name	Height m / ft in	Weight kg / lbs	Highest Reach		Date of Birth	Tournament Totals				
						Spike cm	Block cm		Spike	Block	Serve	Total	%
1		MAHMOUDI KHATOUNABADI Shahram	Sh.Mahmoudi	1.98/6'6"	95/209	347	332	20 JUL 1988	47	3	4	54	31.76
2		EBADIPOUR GHARAHASSANLOU Milad	m.ebadipour	2.02/6'8"	78/172	350	310	17 OCT 1993	23	3	3	29	17.06
4	C	MAROUFLAKRANI Mirsaeid	s.marouf	1.89/6'2"	81/179	331	311	20 OCT 1985	4			4	2.35
5		GHAEMI Farhad	f.ghaemi	1.97/6'6"	73/161	355	335	28 AUG 1989	6		6	12	7.06
6		MOUSAVI ERAGHI Seyed Mohammad	Seyed	2.03/6'8"	86/190	362	344	22 AUG 1987					
7		FAYAZI DAMNABI Pourya	Fayazi Damnabi	1.94/6'4"	87/192	348	326	12 JAN 1993	19	1	5	25	14.71
8	L	ZARIF AHANGARAN VARZANDEH Farhad	f.zarif	1.65/5'5"	60/132	290	271	3 MAR 1983					
9		GHOLAMI Adel	a.gholami	1.95/6'5"	88/194	341	330	9 FEB 1986	6	1	3	10	5.88
10		GHAFOUR Amir	a.ghafour	2.02/6'8"	90/198	354	334	6 JUN 1991	8	4	4	16	9.41
12		MIRZAJANPOURMOUZIRAJI Mojtaba	m.mirzajanpour	1.95/6'5"	88/194	325	315	7 OCT 1991	4			4	2.35
13		MAHDAVI Mehdi	m.mahdavi	1.91/6'3"	96/212	330	310	13 FEB 1984	2		2	4	2.35
15		TASHAKORI Armin	A. Tashakori	2.00/6'7"	94/207	355	335	8 DEC 1986	10		2	12	7.06
Coach			KOVAC Slobodan (SRB)			Assistant Coach			PRAKLJACIC Slobodan (SRB)				

Results in these
Competition

Phase	Opponent	Sets	Points per Set
Preliminary Round	HKG	3 - 0	25-16, 25-17, 25-12
Preliminary Round	IND	3 - 0	25-22, 25-22, 25-18
Preliminary Round	MDV	3 - 0	25-10, 25-19, 25-21

LEGEND			
%	Percent of total team scoring	C	Team Captain
L	Libero Player		

Timing and Results provided by Tissot



Match No.: 26

Start List

출전선수 목록

KOR vs IND

P1

First Referee: INDO Tomokazu (JPN)

Second Referee: LEE Heung Fai (HKG)

KOR - Republic Of Korea Uniform colour:

No.	C/L	Name	Shirt Name	Height m / ft in	Weight kg / lbs	Highest Reach		Date of Birth	Tournament Totals					
						Spike cm	Block cm		Spike	Block	Serve	Total	%	
1		SONG Myunggeun	song myunggeun	1.95/6'5"	85/187	315	305	12 MAR 1993						
2	C	HAN Sunsoo	han sunsoo	1.89/6'2"	80/176	310	297	16 DEC 1985		1	2	3	1.95	
4		SHIN Yungsuk	shin youngsuk	1.98/6'6"	92/203	335	325	4 OCT 1986	11	3	5	19	12.34	
6		LEE Mingyu	lee mingyu	1.94/6'4"	78/172	310	300	3 DEC 1992						
8		PARK Sangha	park sangha	1.97/6'6"	89/196	327	315	4 APR 1986	13	4	1	18	11.69	
9		KWAK Seungsuk	kwak seungsuk	1.90/6'3"	80/176	325	320	23 MAR 1988	23	2	3	28	18.18	
10	L	BU Yongchan	bu yongchan	1.75/5'9"	70/154	290	284	30 NOV 1989						
11		CHOI Minho	choi minho	1.95/6'5"	85/187	330	315	28 APR 1988						
12		JEON Kwangin	jeon kwangin	1.94/6'4"	83/183	310	300	18 SEP 1991	34	1	2	37	24.03	
13		PARK Chulwoo	park chulwoo	1.99/6'6"	91/201	332	319	25 JUL 1985	37	3	2	42	27.27	
17		SEO Jaeduck	seo jaeduck	1.94/6'4"	95/209	315	305	21 JUL 1989	7			7	4.55	
19	L	JEONG Minsu	jeong minsu	1.78/5'10"	75/165	270	250	5 OCT 1991						
Coach			PARK Kiwon (KOR)			Assistant Coach			IM Dohun (KOR)					

Results in these
Competition

Phase	Opponent	Sets	Points per Set
Preliminary Round	KAZ	3 - 0	25-16, 25-21, 25-23
Preliminary Round	TPE	3 - 0	25-22, 25-18, 25-20
Preliminary Round	QAT	3 - 0	25-22, 25-19, 25-22

IND - India Uniform colour:

No.	C/L	Name	Shirt Name	Height m / ft in	Weight kg / lbs	Highest Reach		Date of Birth	Tournament Totals				
						Spike cm	Block cm		Spike	Block	Serve	Total	%
1		GOVINDARAJAN RAMAKRISHNAN Vaishnav	vaishu	2.05/6'9"	98/216	353	330	11 FEB 1991	9	5		14	8.38
3		MANDEEP Singh	mandeep	2.00/6'7"	91/201	342	328	17 OCT 1989					
4	C	RANJIT Singh	ranjit	1.92/6'4"	90/198	325	316	19 JUL 1993		2	1	3	1.80
6		CHARLES Jerome Vinith	jerome	1.98/6'6"	88/194	345	325	26 JUN 1992					
10		KHOIWAL Dilip	dilip	1.95/6'5"	78/172	344	321	16 AUG 1991	2			2	1.20
12		NAVJIT Singh	navjit	2.05/6'9"	95/209	340	328	1 JUL 1991	13	3	3	19	11.38
13		PRABAGARAN	Prabha	1.93/6'4"	75/165	348	320	3 NOV 1988	25	4	3	32	19.16
14	L	SIVASUBRAMANIAN Kanagaraj	kanakaraj	1.78/5'10"	75/165	305	285	7 MAY 1991					
16		MOHAN Ukkrapandian	ukkra	1.91/6'3"	82/181	325	315	15 MAY 1989	3	1	2	6	3.59
17		GURINDER Singh	gurinder	1.95/6'5"	92/203	339	323	5 JUN 1989	32	1	1	34	20.36
18		MANIDURAI Naveen Raja Jacob	naveen	1.89/6'2"	87/192	333	318	10 JAN 1989	24	2	3	29	17.37
19		KATARIYA Lavmeet	lavmeet	1.94/6'4"	88/194	351	323	7 SEP 1993	20	6	2	28	16.77
Coach			GARUDAPURAM ESSNIPADI Sridharan (IND)			Assistant Coach			RAMASAMY Kamaraj (IND)				

Results in these
Competition

Phase	Opponent	Sets	Points per Set
Preliminary Round	HKG	3 - 1	23-25, 25-18, 25-16, 25-21
Preliminary Round	MDV	3 - 0	25-10, 25-19, 25-17
Preliminary Round	IRI	0 - 3	22-25, 22-25, 18-25

LEGEND			
%	Percent of total team scoring	C	Team Captain
L	Libero Player		

Timing and Results provided by Tissot



Match No.: 27

Start List

출전선수 목록

JPN vs THA

P1

First Referee: FIROUZI Ebrahim (IRI)

Second Referee: KIM Jongheun (KOR)

JPN - Japan Uniform colour:

No.	C/L	Name	Shirt Name	Height m / ft in	Weight kg / lbs	Highest Reach		Date of Birth	Tournament Totals				
						Spike cm	Block cm		Spike	Block	Serve	Total	%
1		SHIMIZU Kunihiro	shimizu	1.92/6'4"	97/214	345	335	11 AUG 1986	22	3	1	26	15.03
6		UCHIYAMA Shohei	uchiyama	1.85/6'1"	75/165	330	310	1 NOV 1987					
7	C	KOSHIKAWA Yu	koshikawa	1.89/6'2"	87/192	340	320	30 JUN 1984	38	2	11	51	29.48
8		TSUBAKIYAMA Ryosuke	tsubakiyama	1.97/6'6"	103/227	345	330	18 JUL 1988	15	2	1	18	10.40
11		YANAGIDA Masahiro	yanagida	1.86/6'1"	78/172	335	315	6 JUL 1992	2			2	1.16
12		YAMAUCHI Akihiro	yamauchi	2.04/6'8"	72/159	348	328	30 NOV 1993	8	9	3	20	11.56
13		FUKATSU Hideomi	fukatsu	1.81/5'11"	71/157	330	305	1 JUN 1990	1	2	1	4	2.31
14		ISHIKAWA Yuki	ishikawa	1.91/6'3"	74/163	345	330	11 DEC 1995	15	1	1	17	9.83
16		DEKITA Takashi	dekita	1.99/6'6"	99/218	350	330	13 AUG 1991	12	4		16	9.25
17	L	NAGANO Takeshi	nagano	1.76/5'9"	69/152	315	300	11 JUL 1985					
18		YONEYAMA Yuta	yuta	1.85/6'1"	85/187	340	320	29 AUG 1984	13	1		14	8.09
19		FUSHIMI Yamato	fushimi	2.07/6'9"	118/260	340	325	24 DEC 1991	5			5	2.89
Coach			NAMBU Masashi (JPN)			Assistant Coach			SHIMBO Koichiro (JPN)				

Results in these
Competition

Phase	Opponent	Sets	Points per Set
Preliminary Round	KSA	3 - 0	25-15, 25-14, 25-12
Preliminary Round	PAK	3 - 0	25-23, 25-23, 25-23
Preliminary Round	KUW	3 - 1	25-15, 22-25, 25-15, 25-17

THA - Thailand Uniform colour:

No.	C/L	Name	Shirt Name	Height m / ft in	Weight kg / lbs	Highest Reach		Date of Birth	Tournament Totals				
						Spike cm	Block cm		Spike	Block	Serve	Total	%
1		RAKSAKAEW Jirayu	R.JIRAYU	1.95/6'5"	90/198	350	320	3 AUG 1987	52	5		57	37.25
2		VAENPRADAB Montri	V.MONTRI	1.96/6'5"	80/176	339	309	18 AUG 1987	1	1		2	1.31
3		NANBOON Kon	N. KON	1.88/6'2"	77/170	307	291	8 NOV 1995					
7		SILAPASRON Kanit	S.KANIT	1.95/6'5"	97/214	315	305	12 JUN 1994					
9	C	SRI UTTHAWONG Kittikun	S.KITTIKUN	1.84/6'0"	74/163	316	306	10 JAN 1986	31	6	1	38	24.84
10		NAMKHUNTHOD Kittinon	N.KITTINON	1.90/6'3"	73/161	315	305	16 JUL 1992	10	3	1	14	9.15
12		WATTANA Yossapol	W.YOSSAPOL	1.84/6'0"	77/170	325	320	27 MAY 1995	1			1	0.65
13		SUKSALA Wutthichai	S.WUTTHICHAI	2.20/7'3"	120/265	335	350	21 MAY 1995	2			2	1.31
14		SOMKANE Kitsada	S.KITSADA	1.90/6'3"	77/170	342	312	28 SEP 1990	23	1	2	26	16.99
16		NAKPRASONG Teerasak	N.TEERASAK	1.87/6'2"	73/161	320	305	6 NOV 1985	7	2	1	10	6.54
17		CHAROENSUK Saranchit	C.SARANCHIT	1.81/5'11"	75/165	331	301	20 JUL 1987	2		1	3	1.96
18	L	PHUANGLIB Montri	P.MONTRI	1.71/5'7"	86/190	311	281	24 MAR 1990					
Coach			SUPAJIRAKUL Monchai (THA)			Assistant Coach			MANAPORNCHAI Khjhornsak (THA)				

Results in these
Competition

Phase	Opponent	Sets	Points per Set
Preliminary Round	TKM	3 - 0	25-22, 25-16, 25-17
Preliminary Round	MYA	3 - 0	25-14, 25-17, 25-20
Preliminary Round	CHN	0 - 3	16-25, 19-25, 22-25

LEGEND

% Percent of total team scoring C Team Captain L Libero Player

Timing and Results provided by Tissot



Match No.: 28

Start List
출전선수 목록
KUW vs CHN
P1

First Referee: BOONSIROJ Prasertsak (THA)

Second Referee: UALKHANOV Doszhan (KAZ)

KUW - Kuwait Uniform colour:

No.	C/L	Name	Shirt Name	Height m / ft in	Weight kg / lbs	Highest Reach		Date of Birth	Tournament Totals				
						Spike cm	Block cm		Spike	Block	Serve	Total	%
1	C	MANSOUR Abdullah	Abdullah	1.92/6'4"	84/185	342	333	18 AUG 1982	31	2	1	34	21.79
2		BAHAROH Mousa	Mousa	1.91/6'3"	90/198	320	316	9 FEB 1982					
4		ALKHAREEF Abdulaziz	Aziz	1.89/6'2"	75/165	326	320	12 JAN 1993	1			1	0.64
5	L	SAYAH Ali	Ali Ramadan	1.77/5'10"	72/159	286	276	11 JAN 1993					
6		ABDULMAJIEID Sultan	Sultan	1.85/6'1"	75/165	330	322	30 SEP 1981	25	5	1	31	19.87
7		ALSALIM Amer	Amer	1.91/6'3"	80/176	354	342	13 JAN 1984	17	11	6	34	21.79
11		ALBANNA Mohammad	Mohammad	1.89/6'2"	80/176	350	338	29 JUL 1987	6	3	4	13	8.33
13		DASHTI Naser	N. Dashti	1.98/6'6"	92/203	340	330	3 JUL 1992					
14		ALI Abdullah	A. Dashti	1.78/5'10"	75/165	305	292	2 JAN 1990					
15		ALKAZIMI Zaid	Zaid	1.76/5'9"	70/154	310	305	8 DEC 1978	1		2	3	1.92
17		ALOTAIBI Abdulrahman	Alotaibi	1.83/6'0"	70/154	338	328	7 NOV 1985	34	3	3	40	25.64
18	L	SALEEM Abdulaziz	Abdulaziz	1.72/5'8"	65/143	288	276	28 NOV 1988					
Coach			MALEVIC Radovan (CRO)			Assistant Coach			MERINGER Davor (CRO)				

Results in these
Competition

Phase	Opponent	Sets	Points per Set
Preliminary Round	PAK	3 - 0	25-22, 25-21, 25-16
Preliminary Round	KSA	3 - 0	27-25, 25-23, 25-20
Preliminary Round	JPN	1 - 3	15-25, 25-22, 15-25, 17-25

CHN - China Uniform colour:

No.	C/L	Name	Shirt Name	Height m / ft in	Weight kg / lbs	Highest Reach		Date of Birth	Tournament Totals				
						Spike cm	Block cm		Spike	Block	Serve	Total	%
3		YUAN Zhi	YUAN Z.	1.95/6'5"	88/194	348	334	29 SEP 1981	9	1	3	13	8.18
4		ZHANG Chen	zhang c.	2.01/6'7"	70/154	356	340	28 JUN 1985	20	1	2	23	14.47
6		LIANG Chunlong	LIANG C.L.	2.06/6'9"	91/201	351	333	25 MAR 1988	7	2	1	10	6.29
7	C	ZHONG Weijun	ZHONG W.J.	1.99/6'6"	80/176	347	335	20 APR 1989	24	2	2	28	17.61
8		CUI Jianjun	CUI J.J.	1.90/6'3"	89/196	350	335	1 AUG 1985	2		1	3	1.89
11		GENG Xin	GENG X.	2.08/6'10"	80/176	348	338	15 NOV 1989	14	8	1	23	14.47
13		KOU Zhichao	KOU Z.C.	2.02/6'8"	95/209	355	345	26 JUN 1989	21	3	5	29	18.24
14		XU Jingtao	XU J.T.	2.02/6'8"	76/168	356	320	7 JUL 1988	5	5	3	13	8.18
15		LI Runming	LI R.M.	1.98/6'6"	90/198	350	326	1 MAR 1990	1	5	3	9	5.66
16	L	REN Qi	REN Q.	1.74/5'9"	70/154	322	312	24 FEB 1984					
18		Ji Daoshuai	ji d. s.	1.95/6'5"	75/165	355	335	7 FEB 1992	6			6	3.77
22		MAO Tianyi	Mao	2.00/6'7"	84/185	350	333	2 JUN 1993		1	1	2	1.26
Coach			XIE Guochen (CHN)			Assistant Coach			YANG Liqun (CHN)				

Results in these
Competition

Phase	Opponent	Sets	Points per Set
Preliminary Round	MYA	3 - 0	25-11, 25-12, 25-18
Preliminary Round	TKM	3 - 0	25-15, 25-8, 25-10
Preliminary Round	THA	3 - 0	25-16, 25-19, 25-22

LEGEND			
%	Percent of total team scoring	C	Team Captain
L	Libero Player		

Timing and Results provided by Tissot



Match No.: 29

Start List
출전선수 목록

KAZ vs HKG

P1

First Referee: CHENG Lai Chun (TPE)

Second Referee: SHIMAD Hassan (MDV)

KAZ - Kazakhstan Uniform colour:

No.	C/L	Name	Shirt Name	Height m / ft in	Weight kg / lbs	Highest Reach		Date of Birth	Tournament Totals					
						Spike cm	Block cm		Spike	Block	Serve	Total	%	
2		KUZNETSOV Anton	Kuznetsov	2.03/6'8"	90/198	345	335	25 SEP 1989						
3		YUDIN Anton	Yudin	2.10/6'11"	101/223	350	340	13 MAY 1982	18	6	2	26	16.77	
4		STOLNIKOV Alexandr	Stolnikov	1.97/6'6"	92/203	340	330	17 JUL 1988	3	1		4	2.58	
5		KUZNETSOV Sergey	Kuznetsov	1.97/6'6"	93/205	330	320	26 OCT 1993						
6	L	BAIBEKOV Kairat	Baibekov	1.85/6'1"	80/176	317	296	28 MAR 1983						
7	C	GORBATKOV Dmitriy	Gorbatkov	1.97/6'6"	106/234	330	320	21 SEP 1981		1		1	0.65	
8		GABDULIN Kanat	Gabdulin	1.94/6'4"	82/181	330	320	4 MAR 1985	1	1		2	1.29	
9		IMANGALIYEV Marat	Imangaliyev	1.96/6'5"	87/192	330	320	17 MAR 1980	24	4	2	30	19.35	
12		KADIRKHANOV Nodirkhan	Kadirkhanov	2.01/6'7"	85/187	350	340	6 SEP 1991	14	5		19	12.26	
17		RADKEVICH Sergey	Radkevich	1.90/6'3"	81/179	345	330	12 APR 1986	27	3	1	31	20.00	
18		VORIVODIN Vitaliy	Vorivodin	1.93/6'4"	103/227	339	330	31 JUL 1990	28	3		31	20.00	
19		MAMEDOV Maxim	Mamedov	2.02/6'8"	88/194	345	330	19 JUL 1987	11			11	7.10	
Coach			PATRAKOV Andrey (KAZ)			Assistant Coach			TKACENKO Valerijs (LAT)					

Results in these
Competition

Phase	Opponent	Sets	Points per Set
Preliminary Round	KOR	0 - 3	16-25, 21-25, 23-25
Preliminary Round	QAT	0 - 3	23-25, 22-25, 21-25
Preliminary Round	TPE	2 - 3	23-25, 25-17, 21-25, 25-23, 10-15

HKG - Hong Kong, China Uniform colour:

No.	C/L	Name	Shirt Name	Height m / ft in	Weight kg / lbs	Highest Reach		Date of Birth	Tournament Totals				
						Spike cm	Block cm		Spike	Block	Serve	Total	%
4		YIK Chi Hin	c h yik	1.95/6'5"	83/183	330	315	26 AUG 1991					
5	C	KWONG Ngai Shing Jacky	n s kwong	1.85/6'1"	94/207	310	300	16 DEC 1982					
7		LAM Chun Man	c m lam	1.84/6'0"	75/165	320	310	11 FEB 1985	17	1	1	19	13.29
8		LEE Man Sing	m s lee	1.86/6'1"	78/172	325	315	30 JAN 1989	15	2	2	19	13.29
9		CHUNG Wai Sze	w s chung	1.86/6'1"	80/176	315	305	4 SEP 1991	2	2		4	2.80
11		SIU Cheong Hung	c h siu	1.91/6'3"	78/172	330	320	26 JAN 1993	24	5	2	31	21.68
12		WU Lok Kan	l k wu	1.95/6'5"	83/183	335	320	22 JAN 1994	3			3	2.10
13	L	NG Kin Pong Jonathan	k p ng	1.67/5'6"	60/132	280	270	8 JUL 1987					
14		KWOK Chung Kan	c k kwok	1.67/5'6"	66/146	285	280	5 JUL 1986					
15		LUK Chun Ho	c h luk	1.88/6'2"	83/183	320	310	19 NOV 1991	3	2		5	3.50
18		YAU Tze Ching	t c yau	1.94/6'4"	75/165	325	320	19 JUN 1994	11	3	2	16	11.19
20		CHAN Alex Chi Wai	c w chan	1.95/6'5"	85/187	340	330	18 APR 1993	41	2	3	46	32.17
Coach			POON Wai King (HKG)			Assistant Coach			LO Yiu Man (HKG)				

Results in these
Competition

Phase	Opponent	Sets	Points per Set
Preliminary Round	IND	1 - 3	25-23, 18-25, 16-25, 21-25
Preliminary Round	MDV	3 - 0	25-19, 25-22, 25-18
Preliminary Round	IRI	0 - 3	16-25, 17-25, 12-25

LEGEND			
%	Percent of total team scoring	C	Team Captain
L	Libero Player		

Timing and Results provided by Tissot



Match No.: 30

Start List
출전선수 목록

TPE vs MDV
P1

First Referee: KHATRI Raj Singh (IND)

Second Referee: ALI F B Th F Alsaid (KUW)

TPE - Chinese Taipei Uniform colour:

No.	C/L	Name	Shirt Name	Height m / ft in	Weight kg / lbs	Highest Reach		Date of Birth	Tournament Totals					
						Spike cm	Block cm		Spike	Block	Serve	Total	%	
2		CHANG Liang Hao	CHANG L.H.	1.94/6'4"	86/190	330	310	7 JUL 1994						
3		LI Chia Hsuan	LI C.H.	1.72/5'8"	72/159	295	285	6 SEP 1993						
6		HUANG Chun Ching	HUANG C.C.	1.95/6'5"	91/201	310	300	22 MAR 1993	17	3	3	23	14.02	
7		LIU Hung Min	LIU H.M.	1.88/6'2"	85/187	330	310	10 NOV 1993	12	1	1	14	8.54	
9		CHIANG Tien Yu	CHIANG T.Y.	1.96/6'5"	103/227	330	320	7 FEB 1988	13	5	2	20	12.20	
11		LU CHIANG Yao Chiang	LU CHIANG Y.C.	1.91/6'3"	95/209	330	310	23 MAY 1990						
13		CHENG Ju Chien	CHENG J.C.	1.82/6'0"	82/181	319	310	14 NOV 1988						
14		WANG Ming Chun	WANG M.C.	1.95/6'5"	92/203	333	328	30 JUL 1988	34	3	6	43	26.22	
15		HUANG Chin Feng	HUANG C. F.	1.95/6'5"	90/198	320	319	31 DEC 1991	39	2	1	42	25.61	
16	L	LIN Yung Shun	LIN Y.S.	1.72/5'8"	72/159	295	285	13 OCT 1990						
17		HUANG Pei Hung	HUANG P.H.	1.88/6'2"	73/161	315	315	17 SEP 1990	1	1	1	3	1.83	
19	C	CHEN Chien Chen	CHEN C.C.	1.88/6'2"	88/194	325	310	20 NOV 1989	18			1	11.59	
Coach			CHEN Ke Chou (TPE)			Assistant Coach			SUNG Kuo Wei (TPE)					

Results in these
Competition

Phase	Opponent	Sets	Points per Set
Preliminary Round	QAT	0 - 3	21-25, 17-25, 21-25
Preliminary Round	KOR	0 - 3	22-25, 18-25, 20-25
Preliminary Round	KAZ	3 - 2	25-23, 17-25, 25-21, 23-25, 15-10

MDV - Maldives Uniform colour:

No.	C/L	Name	Shirt Name	Height m / ft in	Weight kg / lbs	Highest Reach		Date of Birth	Tournament Totals				
						Spike cm	Block cm		Spike	Block	Serve	Total	%
2		AHSAN Mohamed	ahsan	1.90/6'3"	80/176	289	275	14 NOV 1991		2		2	1.87
3	L	ABDULLA Junaid	junaid	1.85/6'1"	71/157	292	281	17 MAY 1980					
5		SAEED Hussain	saeed	1.89/6'2"	81/179	290	279	25 MAY 1982	3		1	4	3.74
8	C	MOHAMED Ishan	ishan	1.79/5'10"	55/121	276	264	22 MAR 1987			1	1	0.93
9		SAJID Ismail	i.sajid	1.89/6'2"	70/154	308	293	20 JAN 1990	23	3	3	29	27.10
10		ABDUL KAREEM Ahmed	ahmed	1.89/6'2"	80/176	302	297	10 AUG 1986	32	1	2	35	32.71
11		NILAAM Hassan	nilam	1.92/6'4"	62/137	305	296	21 DEC 1995	1			1	0.93
12		HUZAAM Ali	huzam	1.82/6'0"	64/141	310	300	6 MAY 1993	28	2		30	28.04
13		VISAM Hussain	visham	1.80/5'11"	65/143	283	275	7 AUG 1994					
14	L	NABEEL Ahmed	nabeel	1.64/5'5"	51/112	250	243	10 MAR 1987					
15		ADAM Asfag	ashfag	1.80/5'11"	64/141	290	286	4 OCT 1987	1	1		2	1.87
16		SHAIN Mohamed	shain	1.81/5'11"	70/154	289	278	15 AUG 1993	2		1	3	2.80
Coach			MOHAMED Sharaf (MDV)			Assistant Coach			ABDULLA Nasheed (MDV)				

Results in these
Competition

Phase	Opponent	Sets	Points per Set
Preliminary Round	HKG	0 - 3	19-25, 22-25, 18-25
Preliminary Round	IND	0 - 3	10-25, 19-25, 17-25
Preliminary Round	IRI	0 - 3	10-25, 19-25, 21-25

LEGEND			
%	Percent of total team scoring	C	Team Captain
L	Libero Player		

Timing and Results provided by Tissot



Match No.: 31

Start List

출전선수 목록

PAK vs TKM

P1

First Referee: OH Sangjun (KOR)

Second Referee: PIMTHONGKHONBURI Sasiprapa (THA)

PAK - Pakistan Uniform colour:

No.	C/L	Name	Shirt Name	Height m / ft in	Weight kg / lbs	Highest Reach		Date of Birth	Tournament Totals														
						Spike cm	Block cm		Spike	Block	Serve	Total	%										
1		RASOOL Mohib	mohib	2.01/6'7"	86/190	336	333	24 DEC 1989	15	5		20	14.93										
3		RAZA Mubashir	mubashir	1.90/6'3"	74/163	311	368	1 JAN 1992	4			4	2.99										
4		NAQVI Syed Shujah Abbas	shujah	1.99/6'6"	75/165	328	311	5 FEB 1990	11		2	13	9.70										
5		NADEEM Asif	asif	1.89/6'2"	80/176	320	300	10 AUG 1990	3		1	4	2.99										
6		ALI Akhtar	akhtar	1.90/6'3"	75/165	300	300	9 APR 1987															
7		KHAN Muhammad Ismail	ismail	1.90/6'3"	85/187	310	305	12 DEC 1986	19	1	2	22	16.42										
8		KHAN Aimal	aimal	2.05/6'9"	73/161	322	325	10 AUG 1990	11			11	8.21										
9		KHAN Nasir	nasir	1.92/6'4"	80/176	305	300	12 MAY 1992	12	1	1	14	10.45										
10	C	AHMED Naseer	naseer	1.95/6'5"	82/181	310	305	1 APR 1984	40	1	1	42	31.34										
12	L	SULTAN Imran	imran	1.78/5'10"	65/143	270	260	20 FEB 1985															
15		JEHAN Murad	murad	2.01/6'7"	85/187	350	322	22 APR 1994	1	1		2	1.49										
17		IDREES Muhammad	idrees	2.01/6'7"	85/187	335	333	25 DEC 1994	2			2	1.49										
Coach						HUSSAIN Hassan Mazhar (PAK)						Assistant Coach						KAFAIT Ullah (PAK)					

Results in these
Competition

Phase	Opponent	Sets	Points per Set
Preliminary Round	KUW	0 - 3	22-25, 21-25, 16-25
Preliminary Round	JPN	0 - 3	23-25, 23-25, 23-25
Preliminary Round	KSA	0 - 3	15-25, 20-25, 23-25

TKM - Turkmenistan Uniform colour:

No.	C/L	Name	Shirt Name	Height m / ft in	Weight kg / lbs	Highest Reach		Date of Birth	Tournament Totals														
						Spike cm	Block cm		Spike	Block	Serve	Total	%										
1	C	GYLYCHDURDYEV Gurbanmuhammet	Gylychurdyev	2.00/6'7"	100/220	350	360	21 MAY 1983	13	4	2	19	16.10										
2	L	TACHGELDIYEV Berdimammet	Tachgeldiyev	1.65/5'5"	67/148	240	250	8 DEC 1988															
3		ROZMETOV Bahram	Rozmetov	1.94/6'4"	76/168	350	360	10 JAN 1989	17	7	1	25	21.19										
4		GURBANOV Yusup	Gurbanov	1.86/6'1"	94/207	335	340	6 JUN 1992	1			1	0.85										
5		AZIMOV Merdan	Azimov	1.85/6'1"	86/190	335	335	14 OCT 1980	11			11	9.32										
6		NURYEV Dovletgeldi	Nuryev	1.88/6'2"	80/176	330	325	8 DEC 1993	7	1		8	6.78										
7		MASSAROV Mekan	Massarov	1.90/6'3"	87/192	330	325	24 AUG 1994	11	2	2	15	12.71										
8		NURYEV Didar	Nuryev	1.85/6'1"	78/172	330	325	26 FEB 1995	3			3	2.54										
9		NURYEV Davut	Nuryev	1.86/6'1"	82/181	330	335	14 JUL 1990	27		1	28	23.73										
10		ARTYKOV Ruslan	Artykov	1.84/6'0"	71/157	310	315	21 MAY 1985	4	1	1	6	5.08										
11		MYRATGELDIYEV Begli	Myratgeldiyev	1.90/6'3"	80/176	330	325	1 JAN 1993	1			1	0.85										
12		GAYYPOV Ezizmyrat	Gayypov	1.90/6'3"	80/176	330	325	18 JAN 1993	1			1	0.85										
Coach						TACHNAZAROV Serdar (TKM)						Assistant Coach						ORAZOV Maksat (TKM)					

Results in these
Competition

Phase	Opponent	Sets	Points per Set
Preliminary Round	THA	0 - 3	22-25, 16-25, 17-25
Preliminary Round	CHN	0 - 3	15-25, 8-25, 10-25
Preliminary Round	MYA	3 - 1	25-17, 27-25, 19-25, 25-22

LEGEND			
%	Percent of total team scoring	C	Team Captain
		L	Libero Player

Timing and Results provided by Tissot



Match No.: 32

Start List

출전선수 목록

KSA vs MYA

P1

First Referee: HO Tat Ming Samuel (HKG)

Second Referee: SALEEM Ahmed (MDV)

KSA - Saudi Arabia Uniform colour:

No.	C/L	Name	Shirt Name	Height m / ft in	Weight kg / lbs	Highest Reach		Date of Birth	Tournament Totals				
						Spike cm	Block cm		Spike	Block	Serve	Total	%
2		ALJAHANI Majed Mohammed S	majed	1.88/6'2"	82/181	330	316	20 MAY 1980	17	1		18	14.52
3		ALBAKHET Ahmed Abdulrahman M	ahmed	1.96/6'5"	80/176	331	321	30 SEP 1982	22	6	2	30	24.19
4		ALBAKHEET Nawaf Abdulrahman M	nawaf	1.93/6'4"	84/185	335	318	31 AUG 1987	23		1	24	19.35
7		ALNAJRANI Omar Mansour S	omar	1.89/6'2"	75/165	334	323	13 JUL 1990	14	1		15	12.10
9		ALKHAWAHER Dhia Ali A	dhia	1.86/6'1"	79/174	330	317	21 FEB 1995	1			1	0.81
10	L	ALGHAMDI Ayman Ahmad Y	ayman	1.61/5'3"	75/165	305	298	8 NOV 1981					
12		ALMUTAIRI Muwffaq Masoud S	muwffaq	1.88/6'2"	81/179	327	322	30 SEP 1990	3	1	1	5	4.03
13		ALMABADI Ahmed Masoud M	m.ahmed	1.97/6'6"	74/163	336	318	26 DEC 1989	2			2	1.61
14		ALDOSSARI Thamer Abdullah S	thamer	1.84/6'0"	80/176	322	312	2 OCT 1983					
15	C	ALKHAIBARY Esmael Abdullah A	esmael	1.92/6'4"	85/187	330	316	20 DEC 1975	7	1		8	6.45
17		MAJRASHI Ibrahim Ali A	ibrahim	1.97/6'6"	82/181	334	324	1 JUL 1989	7	1		8	6.45
18		ALKHALDI Abdulaziz Fahad S	aziz	1.97/6'6"	90/198	329	320	6 AUG 1992	9	4		13	10.48
Coach			CVETKOVIC Jovica (SRB)			Assistant Coach			ALHUMAIDAN Munir (KSA)				

Results in these
Competition

Phase	Opponent	Sets	Points per Set
Preliminary Round	JPN	0 - 3	15-25, 14-25, 12-25
Preliminary Round	KUW	0 - 3	25-27, 23-25, 20-25
Preliminary Round	PAK	3 - 0	25-15, 25-20, 25-23

MYA - Myanmar Uniform colour:

No.	C/L	Name	Shirt Name	Height m / ft in	Weight kg / lbs	Highest Reach		Date of Birth	Tournament Totals				
						Spike cm	Block cm		Spike	Block	Serve	Total	%
1		NAY Lin Aung	N. L. Aung	1.78/5'10"	66/146	313	297	19 MAR 1998					
2	C	KYAW Kyaw Htway	Kyaw	1.87/6'2"	84/185	312	304	18 JAN 1988	4	3		7	4.96
3		ZAW Myo	Z. Myo	1.86/6'1"	74/163	321	303	3 MAY 1995	9	3		12	8.51
4		MYO Min Oo	M. M. Oo	1.80/5'11"	70/154	320	306	24 SEP 1996	4	2		6	4.26
5		WIN Tun Oo	W. T. Oo	1.90/6'3"	74/163	330	318	11 MAR 1990	27	3	1	31	21.99
7		KHWE Char Maung	K. C. Maung	1.78/5'10"	68/150	323	307	14 AUG 1995					
9		DO Mae Ni Ko	D. M. N. Ko	1.89/6'2"	75/165	304	295	4 JUN 1993	10	3	1	14	9.93
11		AUNG Thu	A. Thu	1.90/6'3"	74/163	333	316	10 JUL 1993	45	4	8	57	40.43
12		YAN Lin Aung	A. L. Aung	1.84/6'0"	74/163	318	307	23 JAN 1993	3	1		4	2.84
17		THWIN Htoo Zin	Thwin	1.92/6'4"	73/161	327	300	23 JUL 1996	9		1	10	7.09
18	L	NAY Lin Aung	N. L. Aung	1.85/6'1"	73/161	300	315	9 JUN 1993					
Coach			NYI Nyi Lwin (MYA)			Assistant Coach			KYAW Swar Win (MYA)				

Results in these
Competition

Phase	Opponent	Sets	Points per Set
Preliminary Round	CHN	0 - 3	11-25, 12-25, 18-25
Preliminary Round	THA	0 - 3	14-25, 17-25, 20-25
Preliminary Round	TKM	1 - 3	17-25, 25-27, 25-19, 22-25

LEGEND			
%	Percent of total team scoring	C	Team Captain
L	Libero Player		

Timing and Results provided by Tissot



Match No.: 25

Match Results

경기 결과

Match Duration: 1h 15m
Spectators: 800

P2

QAT vs IRI
0 3

Teams	Sets	1	2	3	Total
QAT	0	19	18	19	56
IRI	3	25	25	25	75
	Playing Time	22m	24m	23m	1h 09m

First Referee: ALATEEQ Abdullatif Hamoud M (KSA)

Second Referee: PRABAKARAN Vasu (IND)

QAT - Qatar

No	C/L	Name	1	2	3	4	5	Pts
2		MOHAMED Jumah	2	3	2			6
3		STEVANOVIC Milos	1	2	12			
4		RIBERO Renan	3		5			3
5	L	SAAD Sulaiman	L	L	L			
6		CHIGBO John	3	4	3			8
9	C	BAIRAMI Ali		2				
10		SADIKH Ndir	5	6	15			4
11		DIAB Ahmad		16	6			1
12		HAMMAD Mubarak	4	5	4			6
15		ABUWATFA Mohammed	12	3	1			3
16		IBRAHIM Ibrahim	6	1				3
19		EBRAHIM Mohammed			6			2

IRI - Iran

No	C/L	Name	1	2	3	4	5	Pts
1		MAHMOUDI KHATOUNABADI Shahram	4	4	4			8
2		EBADIPOUR GHARAHASSANLOU Milad						
4	C	MAROUFLAKRANI Mirsaeid	2	1	2			4
5		GHAEMI Farhad	3	2	3			5
6		MOUSAVI ERAGHI Seyed Mohammad	1	6	1			5
7		FAYAZI DAMNABI Pourya						
8	L	ZARIF AHANGARAN VARZANDEH Farhad	L	L	L			
9		GHOLAMI Adel	4	3				2
10		GHAFOUR Amir	5	4	5			14
12		MIRZAJANPOURMOUZIRAJI Mojtaba	6	5	6			10
13		MAHDAVI Mehdi	10	10	10			3
15		TASHAKORI Armin			4			3

TEAM AND PLAYER PERFORMANCES

Won	Total Atts	No Name
30	75	Total Team
8	12	6 CHIGBO John
4	10	2 MOHAMED Jumah
4	12	10 SADIKH Ndir
1	33	Total Team
1	2	15 ABUWATFA Mohammed
5	58	Total Team
2	12	12 HAMMAD Mubarak
2	11	2 MOHAMED Jumah
1	4	16 IBRAHIM Ibrahim
20		Total Team
56	166	Total Team
8	21	6 CHIGBO John
98 km/h		16 IBRAHIM Ibrahim

Scoring Skills
Spike
Block
Serve
Opp Error
Total
Best Scorer
Fastest Serve

Won	Total Atts	No Name
46	77	Total Team
11	13	10 GHAFOUR Amir
9	18	12 MIRZAJANPOURMOUZIRAJI Mojtaba
8	16	1 MAHMOUDI KHATOUNABADI Shahram
4	33	Total Team
2	6	10 GHAFOUR Amir
1	5	15 TASHAKORI Armin
1	6	6 MOUSAVI ERAGHI Seyed Mohammad
4	73	Total Team
1	11	10 GHAFOUR Amir
1	13	12 MIRZAJANPOURMOUZIRAJI Mojtaba
1	14	5 GHAEMI Farhad
21		Total Team
75	183	Total Team
14	30	10 GHAFOUR Amir
107 km/h		12 MIRZAJANPOURMOUZIRAJI Mojtaba

LEGEND

Atts Attempts
L Libero player
n Starting line-up where n = starting position on court (i.e. positions 1 to 6)
Opp Opponent

C Team Captain
L Substitute libero
nn Substitute where nn = jersey number of out going player
Pts Points scored

Timing and Results provided by Tissot



SUN 28 SEP 2014
Start Time: 14:30 / End Time: 15:52

Match No.: 26

Match Results

경기 결과

Match Duration: 1h 22m
Spectators: 3800

P2

KOR vs IND
3 0

Teams	Sets	1	2	3	Total
KOR	3	25	27	25	77
IND	0	22	25	18	65
	Playing Time	24m	29m	23m	1h 16m

First Referee: INDO Tomokazu (JPN)

Second Referee: LEE Heung Fai (HKG)

KOR - Republic of Korea

No	C/L	Name	1	2	3	4	5	Pts
1		SONG Myunggeun						
2	C	HAN Sunsoo	1	1	1			1
4		SHIN Yungduk	5	5	5			9
6		LEE Mingyu		13				
8		PARK Sangha	2	2	2			11
9		KWAK Seungsuk	3	3	3			6
10	L	BU Yongchan	L	L	L			
11		CHOI Minho	9	9	12			
12		JEON Kwangin	6	6	6			19
13		PARK Chulwoo	4	4	4			18
17		SEO Jaeduck	2	2	2			
19	L	JEONG Minsu	L	L	L			

IND - India

No	C/L	Name	1	2	3	4	5	Pts
1		GOVINDARAJAN RAMAKRISHNAN Vaishnav	2	3	2			4
3		MANDEEP Singh	16	1	18			1
4	C	RANJIT Singh			16			
6		CHARLES Jerome Vinith						
10		KHOWAL Dilip						
12		NAVJIT Singh	5	6	5			5
13		PRABAGARAN	1	2	1			8
14	L	SIVASUBRAMANIAN Kanagaraj	L	L	L			
16		MOHAN Ukkrapandian	6	1	6			2
17		GURINDER Singh	3	4	3			13
18		MANIDURAI Naveen Raja Jacob	4	5	4			10
19		KATARIYA Lavmeet		12				

TEAM AND PLAYER PERFORMANCES

Won	Total Atts	No Name	Scoring Skills	Won	Total Atts	No Name
54	89	Total Team	Spike	38	77	Total Team
16	26	12 JEON Kwangin		13	25	17 GURINDER Singh
15	29	13 PARK Chulwoo		8	16	18 MANIDURAI Naveen Raja Jacob
9	12	8 PARK Sangha	Block	7	17	13 PRABAGARAN
8	28	Total Team		5	42	Total Team
3	4	13 PARK Chulwoo		2	6	18 MANIDURAI Naveen Raja Jacob
2	5	12 JEON Kwangin	Serve	1	1	3 MANDEEP Singh
2	9	8 PARK Sangha		1	2	16 MOHAN Ukkrapandian
2	75	Total Team			67	Total Team
1	11	2 HAN Sunsoo	Opp Error	22		Total Team
1	9	12 JEON Kwangin		65	186	Total Team
13		Total Team				
77	192	Total Team	Best Scorer	13	40	17 GURINDER Singh
19	40	12 JEON Kwangin				
110 km/h		9 KWAK Seungsuk		Fastest Serve	106 km/h	

LEGEND

Atts Attempts
L Libero player
n Starting line-up where n = starting position on court (i.e. positions 1 to 6)
Opp Opponent

C Team Captain
L Substitute libero
nn Substitute where nn = jersey number of out going player
Pts Points scored

Timing and Results provided by Tissot



SUN 28 SEP 2014
Start Time: 17:00 / End Time: 18:16

Match No.: 27

Match Results

경기 결과

Match Duration: 1h 16m
Spectators: 500

P2

JPN vs THA
3 0

Teams	Sets	1	2	3	Total
JPN	3	25	25	25	75
THA	0	22	22	17	61
	Playing Time	25m	25m	20m	1h 10m

First Referee: FIROUZI Ebrahim (IRI)

Second Referee: KIM Jongheun (KOR)

JPN - Japan

No	C/L	Name	1	2	3	4	5	Pts
1		SHIMIZU Kunihiro	5	4	5			12
6		UCHIYAMA Shohei		1	1			
7	C	KOSHIKAWA Yu	6	5	6			15
8		TSUBAKIYAMA Ryosuke	13	13	13			3
11		YANAGIDA Masahiro	16	16	18			1
12		YAMAUCHI Akihiro	1	6	1			5
13		FUKATSU Hideomi	2	1	2			3
14		ISHIKAWA Yuki						
16		DEKITA Takashi	4	3	4			6
17	L	NAGANO Takeshi	L	L	L			
18		YONEYAMA Yuta	3	2	3			5
19		FUSHIMI Yamato						

THA - Thailand

No	C/L	Name	1	2	3	4	5	Pts
1		RAKSAKEW Jirayu	3	4	3			13
2		VAENPRADAB Montri	2					1
3		NANBOON Kon						
7		SILAPASRON Kanit						
9	C	SRI UTTHAWONG Kittikun	1	5	4			17
10		NAMKHUNTHOD Kittinon	5	3	5			2
12		WATTANA Yossapol	17					
13		SUKSALA Wutthichai	2					
14		SOMKANE Kitsada	4	2	1			9
16		NAKPRASONG Teerasak		6	2			1
17		CHAROENSUK Saranchit	6	1	6			
18	L	PHUANGLIB Montri	L	L	L			

TEAM AND PLAYER PERFORMANCES

Won	Total Atts	No Name	Scoring Skills	Won	Total Atts	No Name
39	72	Total Team		39	79	Total Team
13	23	7 KOSHIKAWA Yu	Spike	16	28	9 SRI UTTHAWONG Kittikun
9	19	1 SHIMIZU Kunihiro		12	27	1 RAKSAKEW Jirayu
5	6	16 DEKITA Takashi		7	15	14 SOMKANE Kitsada
6	43	Total Team	Block	3	25	Total Team
3	11	12 YAMAUCHI Akihiro		1	5	1 RAKSAKEW Jirayu
2	6	13 FUKATSU Hideomi		1	3	14 SOMKANE Kitsada
1	6	1 SHIMIZU Kunihiro	1	4	9 SRI UTTHAWONG Kittikun	
5	73	Total Team	Serve	1	63	Total Team
2	13	7 KOSHIKAWA Yu		1	12	14 SOMKANE Kitsada
2	13	1 SHIMIZU Kunihiro				
1	12	16 DEKITA Takashi				
25		Total Team	Opp Error	18		Total Team
75	188	Total Team	Total	61	167	Total Team
15	43	7 KOSHIKAWA Yu	Best Scorer	17	42	9 SRI UTTHAWONG Kittikun
112 km/h		7 KOSHIKAWA Yu	Fastest Serve	113 km/h		14 SOMKANE Kitsada

LEGEND

Atts	Attempts	C	Team Captain
L	Libero player	L	Substitute libero
n	Starting line-up where n = starting position on court (i.e. positions 1 to 6)	nn	Substitute where nn = jersey number of out going player
Opp	Opponent	Pts	Points scored

Timing and Results provided by Tissot



SUN 28 SEP 2014
Start Time: 19:30 / End Time: 21:17

Match No.: 28

Match Results

경기 결과

Match Duration: 1h 47m
Spectators: 300

P2

KUW vs CHN

1 3

Teams	Sets	1	2	3	4	Total
KUW	1	26	20	12	19	77
CHN	3	24	25	25	25	99
Playing Time		27m	26m	21m	24m	1h 38m

First Referee: BOONSIROJ Prasertsak (THA)

Second Referee: UALKHANOV Doszhan (KAZ)

KUW - Kuwait

No	C/L	Name	1	2	3	4	5	Pts
1	C	MANSOUR Abdullah	1	2	1	2		18
2		BAHAROH Mousa						
4		ALKHAREEF Abdulaziz			17			
5	L	SAYAH Ali		L				
6		ABDULMAJIIIEID Sultan	3	4	3	4		10
7		ALSALIM Amer	2	3	2	3		6
11		ALBANNA Mohammad	5	6	5	6		4
13		DASHTI Naser	15		11	15		
14		ALI Abdullah		17	1	1		
15		ALKAZIMI Zaid	6	1	6	1		
17		ALOTAIBI Abdulrahman	4	5	4	5		17
18	L	SALEEM Abdulaziz	L	L	L	L		

CHN - China

No	C/L	Name	1	2	3	4	5	Pts
3		YUAN Zhi	13	1	3	3		15
4		ZHANG Chen	1	5	1	1		16
6		LIANG Chunlong	2					1
7	C	ZHONG Weijun	4	2	4	4		19
8		CUI Jianjun						
11		GENG Xin	5	3	5	5		12
13		KOU Zhichao	3					1
14		XU Jingtao	6	6	2	2		6
15		LI Runming	6	4	6	6		2
16	L	REN Qi	L	L	L	L		
18		JI Daoshuai						
22		MAO Tianyi						

TEAM AND PLAYER PERFORMANCES

Won	Total Atts	No Name	Scoring Skills	Won	Total Atts	No Name
50	106	Total Team	Spike	58	101	Total Team
17	29	17 ALOTAIBI Abdulrahman		18	26	7 ZHONG Weijun
16	34	1 MANSOUR Abdullah		15	32	3 YUAN Zhi
9	28	6 ABDULMAJIIIEID Sultan		12	21	4 ZHANG Chen
3	30	Total Team	Block	8	58	Total Team
1	7	1 MANSOUR Abdullah		3	19	14 XU Jingtao
1	2	6 ABDULMAJIIIEID Sultan		2	11	15 LI Runming
1	6	7 ALSALIM Amer		1	2	4 ZHANG Chen
2	78	Total Team	Serve	6	98	Total Team
1	17	1 MANSOUR Abdullah		3	22	4 ZHANG Chen
1	12	11 ALBANNA Mohammad		1	3	13 KOU Zhichao
22		Total Team	Opp Error	1	20	11 GENG Xin
77	214	Total Team		27		Total Team
18	58	1 MANSOUR Abdullah	Total	99	257	Total Team
104 km/h		6 ABDULMAJIIIEID Sultan		19	49	7 ZHONG Weijun
			Best Scorer	107 km/h		3 YUAN Zhi
			Fastest Serve			

LEGEND

Atts Attempts
L Libero player
n Starting line-up where n = starting position on court (i.e. positions 1 to 6)
Opp Opponent

C Team Captain
L Substitute libero
nn Substitute where nn = jersey number of out going player
Pts Points scored

Timing and Results provided by Tissot



SUN 28 SEP 2014
Start Time: 10:30 / End Time: 11:41

Match No.: 29

Match Results

경기 결과

Match Duration: 1h 11m
Spectators: 260

P2

KAZ vs HKG

3 0

Teams	Sets	1	2	3	Total
KAZ	3	25	25	25	75
HKG	0	21	20	22	63
	Playing Time	22m	20m	23m	1h 05m

First Referee: CHENG Lai Chun (TPE)

Second Referee: SHIMAD Hassan (MDV)

KAZ - Kazakhstan								
No	C/L	Name	1	2	3	4	5	Pts
2		KUZNETSOV Anton						
3		YUDIN Anton	3	4	3			9
4		STOLNIKOV Alexandr						
5		KUZNETSOV Sergey						
6	L	BAIBEKOV Kairat	L	L	L			
7	C	GORBATKOV Dmitriy						
8		GABDULIN Kanat	1	2	1			3
9		IMANGALIYEV Marat	5	6	5			9
12		KADIRKHANOV Nodirkhan	6	1	6			15
17		RADKEVICH Sergey	4	5	4			9
18		VORIVODIN Vitaliy	2	3	2			7
19		MAMEDOV Maxim						

HKG - Hong Kong, China								
No	C/L	Name	1	2	3	4	5	Pts
4		YIK Chi Hin	5					
5	C	KWONG Ngai Shing Jacky	2					
7		LAM Chun Man	6	5	6			2
8		LEE Man Sing	1	6	1			11
9		CHUNG Wai Sze		1	2			
11		SIU Cheong Hung	3	2	3			6
12		WU Lok Kan			9			
13	L	NG Kin Pong Jonathan	L	L	L			
14		KWOK Chung Kan	8	18	18			
15		LUK Chun Ho			20			
18		YAU Tze Ching	4	3	4			7
20		CHAN Alex Chi Wai	5	4	5			19

TEAM AND PLAYER PERFORMANCES

Won	Total Atts	No Name
40	74	Total Team
12	13	12 KADIRKHANOV Nodirkhan
8	18	17 RADKEVICH Sergey
8	20	9 IMANGALIYEV Marat
9	32	Total Team
3	7	3 YUDIN Anton
2	9	12 KADIRKHANOV Nodirkhan
1	5	17 RADKEVICH Sergey
3	74	Total Team
1	16	8 GABDULIN Kanat
1	15	18 VORIVODIN Vitaliy
1	8	12 KADIRKHANOV Nodirkhan
23		Total Team
75	180	Total Team
15	30	12 KADIRKHANOV Nodirkhan
106 km/h		3 YUDIN Anton

Scoring Skills
Spike
Block
Serve
Opp Error
Total
Best Scorer
Fastest Serve

Won	Total Atts	No Name
36	77	Total Team
17	34	20 CHAN Alex Chi Wai
9	11	8 LEE Man Sing
5	11	11 SIU Cheong Hung
4	31	Total Team
2	8	8 LEE Man Sing
1	5	20 CHAN Alex Chi Wai
1	6	11 SIU Cheong Hung
5	64	Total Team
3	14	18 YAU Tze Ching
1	7	7 LAM Chun Man
1	8	20 CHAN Alex Chi Wai
18		Total Team
63	172	Total Team
19	47	20 CHAN Alex Chi Wai
99 km/h		15 LUK Chun Ho

LEGEND

Atts Attempts
L Libero player
n Starting line-up where n = starting position on court (i.e. positions 1 to 6)
Opp Opponent

C Team Captain
L Substitute libero
nn Substitute where nn = jersey number of out going player
Pts Points scored

Timing and Results provided by Tissot



SUN 28 SEP 2014
Start Time: 13:30 / End Time: 14:42

Match No.: 30

Match Results

경기 결과

Match Duration: 1h 12m
Spectators: 300

P2

TPE vs MDV
3 0

Teams	Sets	1	2	3	Total
TPE	3	25	25	25	75
MDV	0	21	21	17	59
	Playing Time	22m	24m	20m	1h 06m

First Referee: KHATRI Raj Singh (IND)

Second Referee: ALI F B Th F Alsaid (KUW)

TPE - Chinese Taipei								
No	C/L	Name	1	2	3	4	5	Pts
2		CHANG Liang Hao	6	6				3
3		LI Chia Hsuan			15			
6		HUANG Chun Ching	4	4	6			11
7		LIU Hung Min	2	2				8
9		CHIANG Tien Yu			3			5
11		LU CHIANG Yao Chiang	3	3				5
13		CHENG Ju Chien			1			1
14		WANG Ming Chun			4			3
15		HUANG Chin Feng	5	5	5			12
16	L	LIN Yung Shun	L	L	L			
17		HUANG Pei Hung	1	1				4
19	C	CHEN Chien Chen			2			2

MDV - Maldives								
No	C/L	Name	1	2	3	4	5	Pts
2		AHSAN Mohamed	3	3	3			2
3	L	ABDULLA Junaid	L	L	L			
5		SAEED Hussain	6	6	6			1
8	C	MOHAMED Ishan	1	1	1			2
9		SAJID Ismail	5	5	5			9
10		ABDUL KAREEM Ahmed	4	4	4			11
11		NILAAM Hassan						
12		HUZAAM Ali	2	2	2			3
13		VISAM Hussain						
14	L	NABEEL Ahmed	L	L	L			
15		ADAM Asfag	9	9	12			
16		SHAIN Mohamed						

TEAM AND PLAYER PERFORMANCES

Won	Total Atts	No Name
39	62	Total Team
10	15	15 HUANG Chin Feng
8	17	6 HUANG Chun Ching
5	6	9 CHIANG Tien Yu
10	30	Total Team
2	2	7 LIU Hung Min
2	4	17 HUANG Pei Hung
2	5	15 HUANG Chin Feng
5	73	Total Team
1	10	7 LIU Hung Min
1	13	6 HUANG Chun Ching
1	8	2 CHANG Liang Hao
21		Total Team
75	165	Total Team
12	31	15 HUANG Chin Feng
101 km/h		15 HUANG Chin Feng

Scoring Skills
Spike
Block
Serve
Opp Error
Total
Best Scorer
Fastest Serve

Won	Total Atts	No Name
21	56	Total Team
9	24	10 ABDUL KAREEM Ahmed
8	16	9 SAJID Ismail
2	10	12 HUZAAM Ali
2	22	Total Team
1	5	10 ABDUL KAREEM Ahmed
1	6	9 SAJID Ismail
5	61	Total Team
2	11	8 MOHAMED Ishan
1	12	12 HUZAAM Ali
1	11	2 AHSAN Mohamed
31		Total Team
59	139	Total Team
11	40	10 ABDUL KAREEM Ahmed
102 km/h		9 SAJID Ismail

LEGEND			
Atts	Attempts	C	Team Captain
L	Libero player	L	Substitute libero
n	Starting line-up where n = starting position on court (i.e. positions 1 to 6)	nn	Substitute where nn = jersey number of out going player
Opp	Opponent	Pts	Points scored

Timing and Results provided by Tissot



Match No.: 31

Match Results

경기 결과

Match Duration: 1h 23m
Spectators: 400

P2

PAK vs TKM

3 0

Teams	Sets	1	2	3	Total
PAK	3	30	25	25	80
TKM	0	28	23	18	69
	Playing Time	30m	26m	21m	1h 17m

First Referee: OH Sangjun (KOR)

Second Referee: PIMTHONGKHONBURI Sasiprapa (THA)

PAK - Pakistan								
No	C/L	Name	1	2	3	4	5	Pts
1		RASOOL Mohib	3	3	3			9
3		RAZA Mubashir						
4		NAQVI Syed Shujah Abbas	6	6	6			6
5		NADEEM Asif	1	1	1			3
6		ALI Akhtar						
7		KHAN Muhammad Ismail	5	5	5			11
8		KHAN Aimal	4	4	4			20
9		KHAN Nasir	15	15				
10	C	AHMED Naseer	5	5				
12	L	SULTAN Imran	L	L	L			
15		JEHAN Murad	2	2	2			15
17		IDREES Muhammad						

TKM - Turkmenistan								
No	C/L	Name	1	2	3	4	5	Pts
1	C	GYLYCHDURDYEV Gurbanmuhammet	3	3	3			9
2	L	TACHGELDIYEV Berdimammet	L	L	L			
3		ROZMETOV Bahram	6	6	6			7
4		GURBANOV Yusup						
5		AZIMOV Merdan	9	2	2			5
6		NURYEV Dovletgeldi	4	4	4			13
7		MASSAROV Mekan			3			
8		NURYEV Didar	5	5	5			7
9		NURYEV Davut	2	8	8			5
10		ARTYKOV Ruslan	1	1	1			2
11		MYRATGELDIYEV Begli						
12		GAYPOV Ezizmyrat	10	10	10			

TEAM AND PLAYER PERFORMANCES

Won	Total Atts	No Name	Scoring Skills	Won	Total Atts	No Name
49	101	Total Team		35	97	Total Team
18	39	8 KHAN Aimal	Spike	13	30	6 NURYEV Dovletgeldi
11	19	15 JEHAN Murad		6	19	8 NURYEV Didar
9	21	7 KHAN Muhammad Ismail		5	11	1 GYLYCHDURDYEV Gurbanmuhammet
10	33	Total Team	Block	9	34	Total Team
3	3	4 NAQVI Syed Shujah Abbas		4	5	1 GYLYCHDURDYEV Gurbanmuhammet
3	5	15 JEHAN Murad		2	7	3 ROZMETOV Bahram
1	8	1 RASOOL Mohib	2	3	5 AZIMOV Merdan	
5	79	Total Team	Serve	4	70	Total Team
1	14	7 KHAN Muhammad Ismail		2	11	5 AZIMOV Merdan
1	19	5 NADEEM Asif		1	7	3 ROZMETOV Bahram
1	12	1 RASOOL Mohib	1	9	8 NURYEV Didar	
16		Total Team	Opp Error	21		Total Team
80	213	Total Team	Total	69	201	Total Team
20	56	8 KHAN Aimal	Best Scorer	13	44	6 NURYEV Dovletgeldi
102 km/h		1 RASOOL Mohib	Fastest Serve	85 km/h		10 ARTYKOV Ruslan

LEGEND

Atts Attempts
L Libero player
n Starting line-up where n = starting position on court (i.e. positions 1 to 6)
Opp Opponent

C Team Captain
L Substitute libero
nn Substitute where nn = jersey number of out going player
Pts Points scored

Timing and Results provided by Tissot



SUN 28 SEP 2014
Start Time: 19:30 / End Time: 21:34

Match No.: 32

Match Results

경기 결과

Match Duration: 2h 04m
Spectators: 200

P2

KSA vs MYA

2 3

Teams	Sets	1	2	3	4	5	Total
KSA	2	19	25	25	22	12	103
MYA	3	25	23	23	25	15	111
	Playing Time	23m	25m	26m	24m	14m	1h 52m

First Referee: HO Tat Ming Samuel (HKG)

Second Referee: SALEEM Ahmed (MDV)

KSA - Saudi Arabia

No	C/L	Name	1	2	3	4	5	Pts
2		ALJAHANI Majed Mohammed S	6	1	6	1	1	21
3		ALBAKHET Ahmed Abdulrahman M	3					2
4		ALBAKHEET Nawaf Abdulrahman M	5	6	5	6	6	20
7		ALNAJRANI Omar Mansour S	3					
9		ALKHAWAHER Dhia Ali A		4	3	4	4	17
10	L	ALGHAMDI Ayman Ahmad Y	L	L	L	L	L	
12		ALMUTAIRI Muwfaq Masoud S	2	3	2	3	3	3
13		ALMABADI Ahmed Masoud M		12		12		1
14		ALDOSSARI Thamer Abdullah S		4		4		
15	C	ALKHAIBARY Esmael Abdullah A	1	2	1	2	2	6
17		MAJRASHI Ibrahim Ali A						
18		ALKHALDI Abdulaziz Fahad S	4	5	4	5	5	7

MYA - Myanmar

No	C/L	Name	1	2	3	4	5	Pts
1		NAY Lin Aung			5	6	6	8
2	C	KYAW Kyaw Htway	1	1	1	1	1	1
3		ZAW Myo	4	4	4	4		6
4		MYO Min Oo				3	4	2
5		WIN Tun Oo	6	6	6			6
7		KHWE Char Maung						
9		DO Mae Ni Ko	5	5	5	5	5	6
11		AUNG Thu	3	3	3	3	3	35
12		YAN Lin Aung						
17		THWIN Htoo Zin	2	2	2	2	2	10
18	L	NAY Lin Aung	L	L	L	L	L	

TEAM AND PLAYER PERFORMANCES

Won	Total Atts	No Name
58	120	Total Team
18	35	2 ALJAHANI Majed Mohammed S
18	37	4 ALBAKHEET Nawaf Abdulrahman M
15	25	9 ALKHAWAHER Dhia Ali A
19	57	Total Team
7	17	18 ALKHALDI Abdulaziz Fahad S
3	6	2 ALJAHANI Majed Mohammed S
3	11	15 ALKHAIBARY Esmael Abdullah A
	103	Total Team
26		Total Team
103	280	Total Team
21	55	2 ALJAHANI Majed Mohammed S
104 km/h		3 ALBAKHET Ahmed Abdulrahman M

Scoring Skills
Spike
Block
Serve
Opp Error
Total
Best Scorer
Fastest Serve

Won	Total Atts	No Name
61	136	Total Team
31	60	11 AUNG Thu
8	11	17 THWIN Htoo Zin
6	11	1 NAY Lin Aung
9	53	Total Team
3	9	11 AUNG Thu
2	7	3 ZAW Myo
1	3	1 NAY Lin Aung
4	111	Total Team
1	11	1 NAY Lin Aung
1	19	9 DO Mae Ni Ko
1	20	17 THWIN Htoo Zin
37		Total Team
111	300	Total Team
35	89	11 AUNG Thu
112 km/h		11 AUNG Thu

LEGEND

Atts Attempts
L Libero player
n Starting line-up where n = starting position on court (i.e. positions 1 to 6)
Opp Opponent

C Team Captain
L Substitute libero
nn Substitute where nn = jersey number of out going player
Pts Points scored

Timing and Results provided by Tissot



Match No.: 25

Match Statistics

경기 통계

Match Duration: 1h 15m
Spectators: 800

P3


QAT vs IRI
0 3


Teams	Sets	1	2	3	Total
QAT	0	19	18	19	56
IRI	3	25	25	25	75
	Playing Time	22m	24m	23m	1h 09m


First Referee: ALATEEQ Abdullatif Hamoud M (KSA)

Second Referee: PRABAKARAN Vasu (IND)

QAT - Qatar

Scoring Spike	Rk	No	Name	Spikes	Faults	Shots	Total Attempts	Eff %	
	1	6	CHIGBO John	8	-	4	12	66.67	
	2	10	SADIKH Ndir	4	1	7	12	25.00	
		12	HAMMAD Mubarak	4	9	4	17		
		2	MOHAMED Jumah	4	-	6	10		
		4	RIBERO Renan	3	1	2	6		
		16	IBRAHIM Ibrahim	2	1	3	6		
		11	DIAB Ahmad	1	1	2	4		
		15	ABUWATFA Mohammed	2	1	1	4		
		19	EBRAHIM Mohammed	2	-	-	2		
		3	STEVANOVIC Milos	-	-	1	1		
		5	SAAD Sulaiman	-	-	1	1		
		9	BAIRAMI Ali	-	-	-	-		
	Limit								
	15.00%								
Team Totals				30	14	31	75	21.33	

Scoring Block	Rk	No	Name	Kill Blocks	Faults	Rebounds	Total Attempts	Avg by Set	
	1	15	ABUWATFA Mohammed	1	1	-	2	0.33	
	2	11	DIAB Ahmad	-	4	6	10	0.00	
	2	3	STEVANOVIC Milos	-	2	3	5	0.00	
	2	2	MOHAMED Jumah	-	4	1	5	0.00	
	2	10	SADIKH Ndir	-	2	2	4	0.00	
	2	16	IBRAHIM Ibrahim	-	4	-	4	0.00	
	2	4	RIBERO Renan	-	1	1	2	0.00	
	2	12	HAMMAD Mubarak	-	1	-	1	0.00	
		5	SAAD Sulaiman	-	-	-	-		
		6	CHIGBO John	-	-	-	-		
		9	BAIRAMI Ali	-	-	-	-		
		19	EBRAHIM Mohammed	-	-	-	-		
	Team Totals				1	19	13	33	0.33

Scoring Service	Rk	No	Name	Aces	Faults	Serve Hits	Total Attempts	Avg by Set	
	1	12	HAMMAD Mubarak	2	1	9	12	0.67	
	1	2	MOHAMED Jumah	2	2	7	11	0.67	
	3	16	IBRAHIM Ibrahim	1	1	2	4	0.33	
	4	6	CHIGBO John	-	2	7	9	0.00	
	4	10	SADIKH Ndir	-	-	5	5	0.00	
	4	3	STEVANOVIC Milos	-	1	4	5	0.00	
	4	15	ABUWATFA Mohammed	-	1	4	5	0.00	
	4	4	RIBERO Renan	-	-	3	3	0.00	
	4	11	DIAB Ahmad	-	1	2	3	0.00	
	4	19	EBRAHIM Mohammed	-	-	1	1	0.00	
		5	SAAD Sulaiman	-	-	-	-		
		9	BAIRAMI Ali	-	-	-	-		
	Team Totals				5	9	44	58	1.67

Team	Opponent Errors & Team Faults	20
-------------	--	----

Timing and Results provided by Tissot



Match No.: 25

Match Statistics

경기 통계

Match Duration: 1h 15m
Spectators: 800

P3


QAT vs IRI
0 3


Teams	Sets	1	2	3	Total
QAT	0	19	18	19	56
IRI	3	25	25	25	75
	Playing Time	22m	24m	23m	1h 09m


First Referee: ALATEEQ Abdullatif Hamoud M (KSA)

Second Referee: PRABAKARAN Vasu (IND)

QAT - Qatar

Non-Scoring Dig	Rk	No	Name	Digs	Faults	Receptions	Total Attempts	Avg by Set
	1	2	MOHAMED Jumah	2	2	2	6	0.67
	2	5	SAAD Sulaiman	1	5	3	9	0.33
	3	15	ABUWATFA Mohammed	-	2	4	6	0.00
	3	3	STEVANOVIC Milos	-	1	3	4	0.00
	3	4	RIBERO Renan	-	1	3	4	0.00
	3	12	HAMMAD Mubarak	-	-	2	2	0.00
	3	10	SADIKH Ndir	-	1	1	2	0.00
	3	11	DIAB Ahmad	-	1	1	2	0.00
	3	6	CHIGBO John	-	-	1	1	0.00
	3	16	IBRAHIM Ibrahim	-	-	1	1	0.00
3	19	EBRAHIM Mohammed	-	1	-	1	0.00	
	9	BAIRAMI Ali	-	-	-	-	-	-
	Team Totals			3	14	21	38	1.00

Non-Scoring Set	Rk	No	Name	Running Sets	Faults	Still Sets	Total Attempts	Avg by Set
	1	3	STEVANOVIC Milos	15	-	15	30	5.00
	2	15	ABUWATFA Mohammed	10	2	16	28	3.33
	3	5	SAAD Sulaiman	1	-	4	5	0.33
	3	16	IBRAHIM Ibrahim	1	-	-	1	0.33
	5	2	MOHAMED Jumah	-	-	2	2	0.00
	5	10	SADIKH Ndir	-	-	2	2	0.00
	5	12	HAMMAD Mubarak	-	-	1	1	0.00
		4	RIBERO Renan	-	-	-	-	-
		6	CHIGBO John	-	-	-	-	-
		9	BAIRAMI Ali	-	-	-	-	-
	11	DIAB Ahmad	-	-	-	-	-	
	19	EBRAHIM Mohammed	-	-	-	-	-	
	Team Totals			27	2	40	69	9.00

Non-Scoring Reception	Rk	No	Name	Excellents	Faults	Serve Receptions	Total Attempts	Succ %
	1	5	SAAD Sulaiman	10	1	4	15	66.67
	2	2	MOHAMED Jumah	7	1	17	25	28.00
		10	SADIKH Ndir	5	1	3	9	-
		4	RIBERO Renan	3	-	2	5	-
		9	BAIRAMI Ali	1	-	4	5	-
		3	STEVANOVIC Milos	-	1	-	1	-
		6	CHIGBO John	-	-	-	-	-
		11	DIAB Ahmad	-	-	-	-	-
		12	HAMMAD Mubarak	-	-	-	-	-
		15	ABUWATFA Mohammed	-	-	-	-	-
	16	IBRAHIM Ibrahim	-	-	-	-	-	
	19	EBRAHIM Mohammed	-	-	-	-	-	
	Team Totals			26	4	30	60	43.33
Limit								
25.00%								



Match No.: 25

Match Statistics

경기 통계

Match Duration: 1h 15m
Spectators: 800

P3


QAT vs IRI
0 3

Teams	Sets	1	2	3	Total
QAT	0	19	18	19	56
IRI	3	25	25	25	75
	Playing Time	22m	24m	23m	1h 09m


First Referee: ALATEEQ Abdullatif Hamoud M (KSA)

Second Referee: PRABAKARAN Vasu (IND)


IRI - Iran

Scoring Spike

Limit
15.00%

Rk	No	Name	Spikes	Faults	Shots	Total Attempts	Eff %
1	10	GHAFOUR Amir	11	-	2	13	84.62
2	1	MAHMOUDI KHATOUNABADI Shahram	8	2	6	16	37.50
3	12	MIRZAJANPOURMOUZIRAJI Mojtaba	9	5	4	18	22.22
	5	GHAEMI Farhad	4	-	6	10	
	4	MAROUFLAKRANI Mirsaeid	4	-	2	6	
	6	MOUSAVI ERAGHI Seyed Mohammad	4	-	2	6	
	13	MAHDAVI Mehdi	3	-	-	3	
	9	GHOLAMI Adel	2	-	-	2	
	15	TASHAKORI Armin	1	-	1	2	
	8	ZARIF AHANGARAN VARZANDEH Farhad	-	1	-	1	
	2	EBADIPOUR GHARAHASSANLOU Milad	-	-	-	-	
	7	FAYAZI DAMNABI Pourya	-	-	-	-	
Team Totals			46	8	23	77	49.35

Scoring Block


Rk	No	Name	Kill Blocks	Faults	Rebounds	Total Attempts	Avg by Set
1	10	GHAFOUR Amir	2	1	3	6	0.67
2	6	MOUSAVI ERAGHI Seyed Mohammad	1	3	2	6	0.33
2	15	TASHAKORI Armin	1	2	2	5	0.33
4	9	GHOLAMI Adel	-	2	2	4	0.00
4	5	GHAEMI Farhad	-	3	1	4	0.00
4	12	MIRZAJANPOURMOUZIRAJI Mojtaba	-	2	1	3	0.00
4	1	MAHMOUDI KHATOUNABADI Shahram	-	-	2	2	0.00
4	13	MAHDAVI Mehdi	-	1	1	2	0.00
4	4	MAROUFLAKRANI Mirsaeid	-	-	1	1	0.00
	2	EBADIPOUR GHARAHASSANLOU Milad	-	-	-	-	
	7	FAYAZI DAMNABI Pourya	-	-	-	-	
	8	ZARIF AHANGARAN VARZANDEH Farhad	-	-	-	-	
Team Totals			4	14	15	33	1.33

Scoring Service


Rk	No	Name	Aces	Faults	Serve Hits	Total Attempts	Avg by Set
1	5	GHAEMI Farhad	1	3	10	14	0.33
1	12	MIRZAJANPOURMOUZIRAJI Mojtaba	1	2	10	13	0.33
1	10	GHAFOUR Amir	1	1	9	11	0.33
1	15	TASHAKORI Armin	1	1	2	4	0.33
5	4	MAROUFLAKRANI Mirsaeid	-	1	9	10	0.00
5	6	MOUSAVI ERAGHI Seyed Mohammad	-	1	6	7	0.00
5	9	GHOLAMI Adel	-	4	2	6	0.00
5	13	MAHDAVI Mehdi	-	-	5	5	0.00
5	1	MAHMOUDI KHATOUNABADI Shahram	-	-	3	3	0.00
	2	EBADIPOUR GHARAHASSANLOU Milad	-	-	-	-	
	7	FAYAZI DAMNABI Pourya	-	-	-	-	
	8	ZARIF AHANGARAN VARZANDEH Farhad	-	-	-	-	
Team Totals			4	13	56	73	1.33

Team

Opponent Errors & Team Faults	
	21

Timing and Results provided by Tissot



Match No.: 25

Match Statistics

경기 통계

Match Duration: 1h 15m
Spectators: 800

P3


QAT vs IRI
0 3


Teams	Sets	1	2	3	Total
QAT	0	19	18	19	56
IRI	3	25	25	25	75
	Playing Time	22m	24m	23m	1h 09m


First Referee: ALATEEQ Abdullatif Hamoud M (KSA)

Second Referee: PRABAKARAN Vasu (IND)

IRI - Iran

Non-Scoring Dig	Rk	No	Name	Digs	Faults	Receptions	Total Attempts	Avg by Set	
	1	8	ZARIF AHANGARAN VARZANDEH Farhad	1	2	10	13	0.33	
	1	10	GHAFOUR Amir	1	1	3	5	0.33	
	1	9	GHOLAMI Adel	1	-	1	2	0.33	
	4	12	MIRZAJANPOURMOUZIRAJI Mojtaba	-	2	6	8	0.00	
	4	1	MAHMOUDI KHATOUNABADI Shahram	-	-	4	4	0.00	
	4	5	GHAEMI Farhad	-	-	4	4	0.00	
	4	4	MAROUFLAKRANI Mirsaeid	-	1	3	4	0.00	
	4	6	MOUSAVI ERAGHI Seyed Mohammad	-	-	2	2	0.00	
	4	13	MAHDAVI Mehdi	-	-	2	2	0.00	
		2	EBADIPOUR GHARAHASSANLOU Milad	-	-	-	-	-	
		7	FAYAZI DAMNABI Pourya	-	-	-	-	-	
		15	TASHAKORI Armin	-	-	-	-	-	
		Team Totals			3	6	35	44	1.00

Non-Scoring Set	Rk	No	Name	Running Sets	Faults	Still Sets	Total Attempts	Avg by Set	
	1	4	MAROUFLAKRANI Mirsaeid	23	-	8	31	7.67	
	2	13	MAHDAVI Mehdi	11	-	13	24	3.67	
	3	8	ZARIF AHANGARAN VARZANDEH Farhad	3	-	2	5	1.00	
	4	10	GHAFOUR Amir	2	-	1	3	0.67	
	5	5	GHAEMI Farhad	1	-	3	4	0.33	
	6	1	MAHMOUDI KHATOUNABADI Shahram	-	-	1	1	0.00	
	6	6	MOUSAVI ERAGHI Seyed Mohammad	-	-	1	1	0.00	
		2	EBADIPOUR GHARAHASSANLOU Milad	-	-	-	-	-	
		7	FAYAZI DAMNABI Pourya	-	-	-	-	-	
		9	GHOLAMI Adel	-	-	-	-	-	
		12	MIRZAJANPOURMOUZIRAJI Mojtaba	-	-	-	-	-	
		15	TASHAKORI Armin	-	-	-	-	-	
		Team Totals			40		29	69	13.33

Non-Scoring Reception	Rk	No	Name	Excellents	Faults	Serve Receptions	Total Attempts	Succ %	
	1	8	ZARIF AHANGARAN VARZANDEH Farhad	13	1	5	19	68.42	
	2	5	GHAEMI Farhad	15	1	6	22	68.18	
		12	MIRZAJANPOURMOUZIRAJI Mojtaba	2	2	2	6		
		4	MAROUFLAKRANI Mirsaeid	-	-	1	1		
		1	MAHMOUDI KHATOUNABADI Shahram	-	-	-	-		
		2	EBADIPOUR GHARAHASSANLOU Milad	-	-	-	-		
		6	MOUSAVI ERAGHI Seyed Mohammad	-	-	-	-		
		7	FAYAZI DAMNABI Pourya	-	-	-	-		
		9	GHOLAMI Adel	-	-	-	-		
		10	GHAFOUR Amir	-	-	-	-		
		13	MAHDAVI Mehdi	-	-	-	-		
		15	TASHAKORI Armin	-	-	-	-		
		Team Totals			30	4	14	48	62.50

LEGEND		Eff%		Rk		Succ%	
Avg	Average	Eff%	Efficiency	Rk	Rank	Succ%	Success %

Timing and Results provided by Tissot



Match No.: 26

Match Statistics

경기 통계

Match Duration: 1h 22m
Spectators: 3800

P3


KOR vs IND
3 0

Teams	Sets	1	2	3	Total
KOR	3	25	27	25	77
IND	0	22	25	18	65
	Playing Time	24m	29m	23m	1h 16m


First Referee: INDO Tomokazu (JPN)

Second Referee: LEE Heung Fai (HKG)


KOR - Republic of Korea

Scoring Spike

Limit 15.00%

Rk	No	Name	Spikes	Faults	Shots	Total Attempts	Eff %
1	12	JEON Kwangin	16	5	5	26	42.31
2	13	PARK Chulwoo	15	5	9	29	34.48
	9	KWAK Seungsuk	6	-	6	12	
	8	PARK Sangha	9	2	1	12	
	4	SHIN Yungsuk	8	1	1	10	
	1	SONG Myunggeun	-	-	-	-	
	2	HAN Sunsoo	-	-	-	-	
	6	LEE Mingyu	-	-	-	-	
	10	BU Yongchan	-	-	-	-	
	11	CHOI Minho	-	-	-	-	
	17	SEO Jaeduck	-	-	-	-	
	19	JEONG Minsu	-	-	-	-	
Team Totals			54	13	22	89	46.07

Scoring Block


Rk	No	Name	Kill Blocks	Faults	Rebounds	Total Attempts	Avg by Set
1	13	PARK Chulwoo	3	1	-	4	1.00
2	8	PARK Sangha	2	4	3	9	0.67
2	12	JEON Kwangin	2	1	2	5	0.67
4	4	SHIN Yungsuk	1	3	1	5	0.33
5	2	HAN Sunsoo	-	2	1	3	0.00
5	9	KWAK Seungsuk	-	2	-	2	0.00
	1	SONG Myunggeun	-	-	-	-	
	6	LEE Mingyu	-	-	-	-	
	10	BU Yongchan	-	-	-	-	
	11	CHOI Minho	-	-	-	-	
	17	SEO Jaeduck	-	-	-	-	
	19	JEONG Minsu	-	-	-	-	
Team Totals			8	13	7	28	2.67

Scoring Service


Rk	No	Name	Aces	Faults	Serve Hits	Total Attempts	Avg by Set
1	2	HAN Sunsoo	1	2	8	11	0.33
1	12	JEON Kwangin	1	2	6	9	0.33
3	4	SHIN Yungsuk	-	-	14	14	0.00
3	8	PARK Sangha	-	2	10	12	0.00
3	13	PARK Chulwoo	-	4	8	12	0.00
3	9	KWAK Seungsuk	-	2	9	11	0.00
3	11	CHOI Minho	-	1	3	4	0.00
3	6	LEE Mingyu	-	1	1	2	0.00
	1	SONG Myunggeun	-	-	-	-	
	10	BU Yongchan	-	-	-	-	
	17	SEO Jaeduck	-	-	-	-	
	19	JEONG Minsu	-	-	-	-	
Team Totals			2	14	59	75	0.67

Team

Opponent Errors & Team Faults	13
-------------------------------	----

Timing and Results provided by Tissot



Match No.: 26

Match Statistics

경기 통계

Match Duration: 1h 22m
Spectators: 3800

P3

KOR vs IND


3 0

Teams	Sets	1	2	3	Total
KOR	3	25	27	25	77
IND	0	22	25	18	65
	Playing Time	24m	29m	23m	1h 16m

First Referee: INDO Tomokazu (JPN)

Second Referee: LEE Heung Fai (HKG)

KOR - Republic of Korea

Non-Scoring Dig


Rk	No	Name	Digs	Faults	Receptions	Total Attempts	Avg by Set
1	13	PARK Chulwoo	3	1	5	9	1.00
2	10	BU Yongchan	1	4	-	5	0.33
2	8	PARK Sangha	1	1	1	3	0.33
4	12	JEON Kwangin	-	1	7	8	0.00
4	9	KWAK Seungsuk	-	1	6	7	0.00
4	19	JEONG Minsu	-	3	4	7	0.00
4	2	HAN Sunsoo	-	1	2	3	0.00
4	4	SHIN Yungsuk	-	-	2	2	0.00
4	11	CHOI Minho	-	1	-	1	0.00
	1	SONG Myunggeun	-	-	-	-	-
	6	LEE Mingyu	-	-	-	-	-
	17	SEO Jaeduck	-	-	-	-	-
Team Totals			5	13	27	45	1.67

Non-Scoring Set


Rk	No	Name	Running Sets	Faults	Still Sets	Total Attempts	Avg by Set
1	2	HAN Sunsoo	48	-	32	80	16.00
2	9	KWAK Seungsuk	2	-	-	2	0.67
3	13	PARK Chulwoo	1	-	1	2	0.33
3	4	SHIN Yungsuk	1	-	-	1	0.33
3	17	SEO Jaeduck	1	-	-	1	0.33
6	8	PARK Sangha	-	-	1	1	0.00
6	19	JEONG Minsu	-	-	1	1	0.00
	1	SONG Myunggeun	-	-	-	-	-
	6	LEE Mingyu	-	-	-	-	-
	10	BU Yongchan	-	-	-	-	-
	11	CHOI Minho	-	-	-	-	-
	12	JEON Kwangin	-	-	-	-	-
Team Totals			53		35	88	17.67

Non-Scoring Reception

Limit
25.00%

Rk	No	Name	Excellents	Faults	Serve Receptions	Total Attempts	Succ %
1	19	JEONG Minsu	14	-	4	18	77.78
2	9	KWAK Seungsuk	20	-	14	34	58.82
	12	JEON Kwangin	3	-	4	7	
	8	PARK Sangha	3	-	-	3	
	1	SONG Myunggeun	-	-	-	-	
	2	HAN Sunsoo	-	-	-	-	
	4	SHIN Yungsuk	-	-	-	-	
	6	LEE Mingyu	-	-	-	-	
	10	BU Yongchan	-	-	-	-	
	11	CHOI Minho	-	-	-	-	
	13	PARK Chulwoo	-	-	-	-	
	17	SEO Jaeduck	-	-	-	-	
Team Totals			40		22	62	64.52



Match No.: 26

Match Statistics

경기 통계

Match Duration: 1h 22m
Spectators: 3800

P3


KOR vs IND
3 0

Teams	Sets	1	2	3	Total
KOR	3	25	27	25	77
IND	0	22	25	18	65
	Playing Time	24m	29m	23m	1h 16m


First Referee: INDO Tomokazu (JPN)

Second Referee: LEE Heung Fai (HKG)


IND - India

Scoring Spike

Limit
15.00%

Rk	No	Name	Spikes	Faults	Shots	Total Attempts	Eff %
1	17	GURINDER Singh	13	4	8	25	36.00
2	18	MANIDURAI Naveen Raja Jacob	8	4	4	16	25.00
3	13	PRABAGARAN	7	5	5	17	11.76
	12	NAVJIT Singh	5	1	5	11	
	1	GOVINDARAJAN RAMAKRISHNAN Vaishnav	4	-	1	5	
	3	MANDEEP Singh	-	2	-	2	
	16	MOHAN Ukkrapandian	1	-	-	1	
	4	RANJIT Singh	-	-	-	-	
	6	CHARLES Jerome Vinith	-	-	-	-	
	10	KHOIWAL Dilip	-	-	-	-	
	14	SIVASUBRAMANIAN Kanagaraj	-	-	-	-	
	19	KATARIYA Lavmeet	-	-	-	-	
Team Totals			38	16	23	77	28.57

Scoring Block


Rk	No	Name	Kill Blocks	Faults	Rebounds	Total Attempts	Avg by Set
1	18	MANIDURAI Naveen Raja Jacob	2	2	2	6	0.67
2	13	PRABAGARAN	1	4	1	6	0.33
2	16	MOHAN Ukkrapandian	1	1	-	2	0.33
2	3	MANDEEP Singh	1	-	-	1	0.33
5	12	NAVJIT Singh	-	9	5	14	0.00
5	1	GOVINDARAJAN RAMAKRISHNAN Vaishnav	-	6	3	9	0.00
5	17	GURINDER Singh	-	1	2	3	0.00
5	4	RANJIT Singh	-	-	1	1	0.00
	6	CHARLES Jerome Vinith	-	-	-	-	
	10	KHOIWAL Dilip	-	-	-	-	
	14	SIVASUBRAMANIAN Kanagaraj	-	-	-	-	
	19	KATARIYA Lavmeet	-	-	-	-	
Team Totals			5	23	14	42	1.67

Scoring Service


Rk	No	Name	Aces	Faults	Serve Hits	Total Attempts	Avg by Set
1	13	PRABAGARAN	-	1	15	16	0.00
1	17	GURINDER Singh	-	1	11	12	0.00
1	18	MANIDURAI Naveen Raja Jacob	-	2	10	12	0.00
1	1	GOVINDARAJAN RAMAKRISHNAN Vaishnav	-	-	11	11	0.00
1	12	NAVJIT Singh	-	-	6	6	0.00
1	16	MOHAN Ukkrapandian	-	1	5	6	0.00
1	4	RANJIT Singh	-	-	2	2	0.00
1	3	MANDEEP Singh	-	-	1	1	0.00
1	19	KATARIYA Lavmeet	-	-	1	1	0.00
	6	CHARLES Jerome Vinith	-	-	-	-	
	10	KHOIWAL Dilip	-	-	-	-	
	14	SIVASUBRAMANIAN Kanagaraj	-	-	-	-	
Team Totals				5	62	67	0.00

Team

Opponent Errors & Team Faults	22
-------------------------------	----

Timing and Results provided by Tissot



Match No.: 26

Match Statistics

경기 통계

Match Duration: 1h 22m
Spectators: 3800

P3


KOR vs IND
3 0

Teams	Sets	1	2	3	Total
KOR	3	25	27	25	77
IND	0	22	25	18	65
	Playing Time	24m	29m	23m	1h 16m


First Referee: INDO Tomokazu (JPN)

Second Referee: LEE Heung Fai (HKG)

IND - India

Non-Scoring Dig


Rk	No	Name	Digs	Faults	Receptions	Total Attempts	Avg by Set
1	14	SIVASUBRAMANIAN Kanagaraj	1	2	7	10	0.33
1	16	MOHAN Ukkrapandian	1	1	2	4	0.33
1	18	MANIDURAI Naveen Raja Jacob	1	1	1	3	0.33
4	13	PRABAGARAN	-	4	5	9	0.00
4	17	GURINDER Singh	-	3	4	7	0.00
4	3	MANDEEP Singh	-	1	-	1	0.00
	1	GOVINDARAJAN RAMAKRISHNAN Vaishnav	-	-	-	-	-
	4	RANJIT Singh	-	-	-	-	-
	6	CHARLES Jerome Vinith	-	-	-	-	-
	10	KHOIWAL Dilip	-	-	-	-	-
	12	NAVJIT Singh	-	-	-	-	-
	19	KATARIYA Lavmeet	-	-	-	-	-
Team Totals			3	12	19	34	1.00

Non-Scoring Set


Rk	No	Name	Running Sets	Faults	Still Sets	Total Attempts	Avg by Set
1	16	MOHAN Ukkrapandian	28	-	24	52	9.33
2	4	RANJIT Singh	5	-	5	10	1.67
3	13	PRABAGARAN	1	-	5	6	0.33
3	1	GOVINDARAJAN RAMAKRISHNAN Vaishnav	1	-	3	4	0.33
5	14	SIVASUBRAMANIAN Kanagaraj	-	-	2	2	0.00
5	17	GURINDER Singh	-	-	1	1	0.00
	3	MANDEEP Singh	-	-	-	-	-
	6	CHARLES Jerome Vinith	-	-	-	-	-
	10	KHOIWAL Dilip	-	-	-	-	-
	12	NAVJIT Singh	-	-	-	-	-
	18	MANIDURAI Naveen Raja Jacob	-	-	-	-	-
	19	KATARIYA Lavmeet	-	-	-	-	-
Team Totals			35		40	75	11.67

Non-Scoring Reception

Limit
25.00%

Rk	No	Name	Excellents	Faults	Serve Receptions	Total Attempts	Succ %
1	13	PRABAGARAN	11	-	7	18	61.11
2	18	MANIDURAI Naveen Raja Jacob	8	-	13	21	38.10
	14	SIVASUBRAMANIAN Kanagaraj	9	1	2	12	
	3	MANDEEP Singh	2	-	2	4	
	16	MOHAN Ukkrapandian	-	-	3	3	
	4	RANJIT Singh	-	-	1	1	
	1	GOVINDARAJAN RAMAKRISHNAN Vaishnav	-	-	-	-	
	6	CHARLES Jerome Vinith	-	-	-	-	
	10	KHOIWAL Dilip	-	-	-	-	
	12	NAVJIT Singh	-	-	-	-	
	17	GURINDER Singh	-	-	-	-	
	19	KATARIYA Lavmeet	-	-	-	-	
Team Totals			30	1	28	59	50.85

LEGEND	
Avg	Average
Eff%	Efficiency
Rk	Rank
Succ%	Success %

Timing and Results provided by Tissot



Match No.: 27

Match Statistics

경기 통계

Match Duration: 1h 16m
Spectators: 500

P3


JPN vs THA
3 0

Teams	Sets	1	2	3	Total
JPN	3	25	25	25	75
THA	0	22	22	17	61
	Playing Time	25m	25m	20m	1h 10m


First Referee: FIROUZI Ebrahim (IRI)

Second Referee: KIM Jongheun (KOR)


JPN - Japan

Scoring Spike

Limit 15.00%

Rk	No	Name	Spikes	Faults	Shots	Total Attempts	Eff %
1	7	KOSHIKAWA Yu	13	2	8	23	47.83
2	18	YONEYAMA Yuta	5	1	8	14	28.57
3	1	SHIMIZU Kunihiro	9	5	5	19	21.05
	16	DEKITA Takashi	5	-	1	6	
	12	YAMAUCHI Akihiro	2	1	1	4	
	8	TSUBAKIYAMA Ryosuke	3	-	-	3	
	13	FUKATSU Hideomi	1	1	-	2	
	11	YANAGIDA Masahiro	1	-	-	1	
	6	UCHIYAMA Shohei	-	-	-	-	
	14	ISHIKAWA Yuki	-	-	-	-	
	17	NAGANO Takeshi	-	-	-	-	
	19	FUSHIMI Yamato	-	-	-	-	
Team Totals			39	10	23	72	40.28

Scoring Block


Rk	No	Name	Kill Blocks	Faults	Rebounds	Total Attempts	Avg by Set
1	12	YAMAUCHI Akihiro	3	2	6	11	1.00
2	13	FUKATSU Hideomi	2	2	2	6	0.67
3	1	SHIMIZU Kunihiro	1	3	2	6	0.33
4	7	KOSHIKAWA Yu	-	6	1	7	0.00
4	18	YONEYAMA Yuta	-	2	4	6	0.00
4	16	DEKITA Takashi	-	4	1	5	0.00
4	6	UCHIYAMA Shohei	-	1	1	2	0.00
	8	TSUBAKIYAMA Ryosuke	-	-	-	-	
	11	YANAGIDA Masahiro	-	-	-	-	
	14	ISHIKAWA Yuki	-	-	-	-	
	17	NAGANO Takeshi	-	-	-	-	
	19	FUSHIMI Yamato	-	-	-	-	
Team Totals			6	20	17	43	2.00

Scoring Service


Rk	No	Name	Aces	Faults	Serve Hits	Total Attempts	Avg by Set
1	7	KOSHIKAWA Yu	2	2	9	13	0.67
1	1	SHIMIZU Kunihiro	2	3	8	13	0.67
3	16	DEKITA Takashi	1	-	11	12	0.33
4	13	FUKATSU Hideomi	-	1	12	13	0.00
4	12	YAMAUCHI Akihiro	-	1	8	9	0.00
4	18	YONEYAMA Yuta	-	3	6	9	0.00
4	11	YANAGIDA Masahiro	-	1	2	3	0.00
4	8	TSUBAKIYAMA Ryosuke	-	-	1	1	0.00
	6	UCHIYAMA Shohei	-	-	-	-	
	14	ISHIKAWA Yuki	-	-	-	-	
	17	NAGANO Takeshi	-	-	-	-	
	19	FUSHIMI Yamato	-	-	-	-	
Team Totals			5	11	57	73	1.67

Team

Opponent Errors & Team Faults	25
-------------------------------	----

Timing and Results provided by Tissot



Match No.: 27

Match Statistics

경기 통계

Match Duration: 1h 16m
Spectators: 500

P3


JPN vs THA
3 0


Teams	Sets	1	2	3	Total
JPN	3	25	25	25	75
THA	0	22	22	17	61
	Playing Time	25m	25m	20m	1h 10m


First Referee: FIROUZI Ebrahim (IRI)

Second Referee: KIM Jongheun (KOR)

JPN - Japan

Non-Scoring Dig	Rk	No	Name	Digs	Faults	Receptions	Total Attempts	Avg by Set	
	1	13	FUKATSU Hideomi	1	1	7	9	0.33	
	1	17	NAGANO Takeshi	1	-	4	5	0.33	
	1	16	DEKITA Takashi	1	-	1	2	0.33	
	4	7	KOSHIKAWA Yu	-	5	3	8	0.00	
	4	1	SHIMIZU Kunihiro	-	1	6	7	0.00	
	4	18	YONEYAMA Yuta	-	3	1	4	0.00	
	4	6	UCHIYAMA Shohei	-	-	1	1	0.00	
	4	8	TSUBAKIYAMA Ryosuke	-	-	1	1	0.00	
	4	11	YANAGIDA Masahiro	-	-	1	1	0.00	
	4	12	YAMAUCHI Akihiro	-	-	1	1	0.00	
		14	ISHIKAWA Yuki	-	-	-	-	-	
		19	FUSHIMI Yamato	-	-	-	-	-	
	Team Totals				3	10	26	39	1.00

Non-Scoring Set	Rk	No	Name	Running Sets	Faults	Still Sets	Total Attempts	Avg by Set	
	1	13	FUKATSU Hideomi	28	-	22	50	9.33	
	2	6	UCHIYAMA Shohei	5	-	1	6	1.67	
	3	17	NAGANO Takeshi	2	-	4	6	0.67	
	3	18	YONEYAMA Yuta	2	-	2	4	0.67	
	5	7	KOSHIKAWA Yu	1	-	1	2	0.33	
		1	SHIMIZU Kunihiro	-	-	-	-	-	
		8	TSUBAKIYAMA Ryosuke	-	-	-	-	-	
		11	YANAGIDA Masahiro	-	-	-	-	-	
		12	YAMAUCHI Akihiro	-	-	-	-	-	
		14	ISHIKAWA Yuki	-	-	-	-	-	
		16	DEKITA Takashi	-	-	-	-	-	
		19	FUSHIMI Yamato	-	-	-	-	-	
	Team Totals				38		30	68	12.67

Non-Scoring Reception	Rk	No	Name	Excellents	Faults	Serve Receptions	Total Attempts	Succ %	
	1	18	YONEYAMA Yuta	13	1	16	30	43.33	
		17	NAGANO Takeshi	8	-	1	9		
		7	KOSHIKAWA Yu	1	-	1	2		
		11	YANAGIDA Masahiro	-	-	2	2		
		12	YAMAUCHI Akihiro	-	-	1	1		
		1	SHIMIZU Kunihiro	-	-	-	-		
		6	UCHIYAMA Shohei	-	-	-	-		
		8	TSUBAKIYAMA Ryosuke	-	-	-	-		
		13	FUKATSU Hideomi	-	-	-	-		
		14	ISHIKAWA Yuki	-	-	-	-		
		16	DEKITA Takashi	-	-	-	-		
		19	FUSHIMI Yamato	-	-	-	-		
	Limit								
	25.00%	Team Totals				22	1	21	44



Match No.: 27

Match Statistics

경기 통계

Match Duration: 1h 16m
Spectators: 500

P3


JPN vs THA
3 0

Teams	Sets	1	2	3	Total
JPN	3	25	25	25	75
THA	0	22	22	17	61
	Playing Time	25m	25m	20m	1h 10m


First Referee: FIROUZI Ebrahim (IRI)

Second Referee: KIM Jongheun (KOR)


THA - Thailand

Scoring Spike

Limit 15.00%

Rk	No	Name	Spikes	Faults	Shots	Total Attempts	Eff %
1	9	SRI UTTAWONG Kittikun	16	3	9	28	46.43
2	1	RAKSAKAEW Jirayu	12	4	11	27	29.63
3	14	SOMKANE Kitsada	7	4	4	15	20.00
	10	NAMKHUNTHOD Kittinon	2	-	2	4	
	16	NAKPRASONG Teerasak	1	-	2	3	
	2	VAENPRADAB Montri	1	-	-	1	
	17	CHAROENSUK Saranchit	-	-	1	1	
	3	NANBOON Kon	-	-	-	-	
	7	SILAPASRON Kanit	-	-	-	-	
	12	WATTANA Yossapol	-	-	-	-	
	13	SUKSALA Wutthichai	-	-	-	-	
	18	PHUANGLIB Montri	-	-	-	-	
Team Totals			39	11	29	79	35.44

Scoring Block


Rk	No	Name	Kill Blocks	Faults	Rebounds	Total Attempts	Avg by Set
1	1	RAKSAKAEW Jirayu	1	1	3	5	0.33
1	9	SRI UTTAWONG Kittikun	1	3	-	4	0.33
1	14	SOMKANE Kitsada	1	1	1	3	0.33
4	2	VAENPRADAB Montri	-	2	2	4	0.00
4	16	NAKPRASONG Teerasak	-	4	-	4	0.00
4	17	CHAROENSUK Saranchit	-	2	1	3	0.00
4	10	NAMKHUNTHOD Kittinon	-	-	2	2	0.00
	3	NANBOON Kon	-	-	-	-	
	7	SILAPASRON Kanit	-	-	-	-	
	12	WATTANA Yossapol	-	-	-	-	
	13	SUKSALA Wutthichai	-	-	-	-	
	18	PHUANGLIB Montri	-	-	-	-	
Team Totals			3	13	9	25	1.00

Scoring Service


Rk	No	Name	Aces	Faults	Serve Hits	Total Attempts	Avg by Set
1	14	SOMKANE Kitsada	1	8	3	12	0.33
2	17	CHAROENSUK Saranchit	-	-	11	11	0.00
2	10	NAMKHUNTHOD Kittinon	-	-	10	10	0.00
2	9	SRI UTTAWONG Kittikun	-	4	6	10	0.00
2	1	RAKSAKAEW Jirayu	-	5	5	10	0.00
2	16	NAKPRASONG Teerasak	-	1	5	6	0.00
2	2	VAENPRADAB Montri	-	1	3	4	0.00
	3	NANBOON Kon	-	-	-	-	
	7	SILAPASRON Kanit	-	-	-	-	
	12	WATTANA Yossapol	-	-	-	-	
	13	SUKSALA Wutthichai	-	-	-	-	
	18	PHUANGLIB Montri	-	-	-	-	
Team Totals			1	19	43	63	0.33

Team
Opponent Errors & Team Faults

18	1
----	---

Timing and Results provided by Tissot



Match No.: 27

Match Statistics

경기 통계

Match Duration: 1h 16m
Spectators: 500

P3


JPN vs THA
3 0


Teams	Sets	1	2	3	Total
JPN	3	25	25	25	75
THA	0	22	22	17	61
	Playing Time	25m	25m	20m	1h 10m


First Referee: FIROUZI Ebrahim (IRI)

Second Referee: KIM Jongheun (KOR)

THA - Thailand

Non-Scoring Dig	Rk	No	Name	Digs	Faults	Receptions	Total Attempts	Avg by Set
	1	17	CHAROENSUK Saranchit	-	2	6	8	0.00
	1	18	PHUANGLIB Montri	-	2	6	8	0.00
	1	1	RAKSAKAEW Jirayu	-	3	4	7	0.00
	1	14	SOMKANE Kitsada	-	3	2	5	0.00
	1	9	SRI UTTHAWONG Kittikun	-	-	4	4	0.00
	1	2	VAENPRADAB Montri	-	1	2	3	0.00
	1	16	NAKPRASONG Teerasak	-	2	1	3	0.00
	1	10	NAMKHUNTHOD Kittinon	-	-	2	2	0.00
		3	NANBOON Kon	-	-	-	-	-
		7	SILAPASRON Kanit	-	-	-	-	-
		12	WATTANA Yossapol	-	-	-	-	-
		13	SUKSALA Wutthichai	-	-	-	-	-
	Team Totals					13	27	40

Non-Scoring Set	Rk	No	Name	Running Sets	Faults	Still Sets	Total Attempts	Avg by Set
	1	17	CHAROENSUK Saranchit	34	-	28	62	11.33
	2	14	SOMKANE Kitsada	2	-	1	3	0.67
	3	16	NAKPRASONG Teerasak	1	-	3	4	0.33
	3	9	SRI UTTHAWONG Kittikun	1	-	-	1	0.33
	5	18	PHUANGLIB Montri	-	-	5	5	0.00
	5	10	NAMKHUNTHOD Kittinon	-	-	2	2	0.00
	5	1	RAKSAKAEW Jirayu	-	-	1	1	0.00
		2	VAENPRADAB Montri	-	-	-	-	-
		3	NANBOON Kon	-	-	-	-	-
		7	SILAPASRON Kanit	-	-	-	-	-
		12	WATTANA Yossapol	-	-	-	-	-
		13	SUKSALA Wutthichai	-	-	-	-	-
	Team Totals				38		40	78

Non-Scoring Reception	Rk	No	Name	Excellents	Faults	Serve Receptions	Total Attempts	Succ %
	1	14	SOMKANE Kitsada	18	-	15	33	54.55
	2	9	SRI UTTHAWONG Kittikun	6	2	10	18	33.33
		18	PHUANGLIB Montri	3	1	4	8	
		1	RAKSAKAEW Jirayu	-	-	-	-	
		2	VAENPRADAB Montri	-	-	-	-	
		3	NANBOON Kon	-	-	-	-	
		7	SILAPASRON Kanit	-	-	-	-	
		10	NAMKHUNTHOD Kittinon	-	-	-	-	
		12	WATTANA Yossapol	-	-	-	-	
		13	SUKSALA Wutthichai	-	-	-	-	
		16	NAKPRASONG Teerasak	-	-	-	-	
		17	CHAROENSUK Saranchit	-	-	-	-	
	Team Totals				27	3	29	59

LEGEND		Eff%		Rk		Succ%	
Avg	Average	Eff%	Efficiency	Rk	Rank	Succ%	Success %

Timing and Results provided by Tissot



Match No.: 28

Match Statistics

경기 통계

Match Duration: 1h 47m
Spectators: 300

P3


KUW vs CHN
1 3

Teams	Sets	1	2	3	4	Total
KUW	1	26	20	12	19	77
CHN	3	24	25	25	25	99
Playing Time		27m	26m	21m	24m	1h 38m


First Referee: BOONSIROJ Prasertsak (THA)

Second Referee: UALKHANOV Doszhan (KAZ)


KUW - Kuwait

Scoring Spike

Limit 15.00%

Rk	No	Name	Spikes	Faults	Shots	Total Attempts	Eff %
1	17	ALOTAIBI Abdulrahman	17	3	9	29	48.28
2	1	MANSOUR Abdullah	16	5	13	34	32.35
	6	ABDULMAJIEID Sultan	9	9	10	28	
	7	ALSALIM Amer	5	-	3	8	
	11	ALBANNA Mohammad	3	2	2	7	
	2	BAHAROH Mousa	-	-	-	-	
	4	ALKHAREEF Abdulaziz	-	-	-	-	
	5	SAYAH Ali	-	-	-	-	
	13	DASHTI Naser	-	-	-	-	
	14	ALI Abdullah	-	-	-	-	
	15	ALKAZIMI Zaid	-	-	-	-	
	18	SALEEM Abdulaziz	-	-	-	-	
Team Totals			50	19	37	106	29.25

Scoring Block


Rk	No	Name	Kill Blocks	Faults	Rebounds	Total Attempts	Avg by Set
1	1	MANSOUR Abdullah	1	3	3	7	0.25
1	7	ALSALIM Amer	1	3	2	6	0.25
1	6	ABDULMAJIEID Sultan	1	1	-	2	0.25
4	11	ALBANNA Mohammad	-	6	3	9	0.00
4	17	ALOTAIBI Abdulrahman	-	2	2	4	0.00
4	15	ALKAZIMI Zaid	-	1	1	2	0.00
	2	BAHAROH Mousa	-	-	-	-	
	4	ALKHAREEF Abdulaziz	-	-	-	-	
	5	SAYAH Ali	-	-	-	-	
	13	DASHTI Naser	-	-	-	-	
	14	ALI Abdullah	-	-	-	-	
	18	SALEEM Abdulaziz	-	-	-	-	
Team Totals			3	16	11	30	0.75

Scoring Service


Rk	No	Name	Aces	Faults	Serve Hits	Total Attempts	Avg by Set
1	1	MANSOUR Abdullah	1	2	14	17	0.25
1	11	ALBANNA Mohammad	1	7	4	12	0.25
3	6	ABDULMAJIEID Sultan	-	-	14	14	0.00
3	17	ALOTAIBI Abdulrahman	-	1	11	12	0.00
3	7	ALSALIM Amer	-	1	10	11	0.00
3	15	ALKAZIMI Zaid	-	1	10	11	0.00
3	14	ALI Abdullah	-	1	-	1	0.00
	2	BAHAROH Mousa	-	-	-	-	
	4	ALKHAREEF Abdulaziz	-	-	-	-	
	5	SAYAH Ali	-	-	-	-	
	13	DASHTI Naser	-	-	-	-	
	18	SALEEM Abdulaziz	-	-	-	-	
Team Totals			2	13	63	78	0.50

Team

Opponent Errors & Team Faults		
	22	2

Timing and Results provided by Tissot



Match No.: 28

Match Statistics

경기 통계

Match Duration: 1h 47m
Spectators: 300

P3

KUW vs CHN


1 3


Teams	Sets	1	2	3	4	Total
KUW	1	26	20	12	19	77
CHN	3	24	25	25	25	99
Playing Time		27m	26m	21m	24m	1h 38m


First Referee: BOONSIROJ Prasertsak (THA)

Second Referee: UALKHANOV Doszhan (KAZ)

KUW - Kuwait

Non-Scoring Dig	Rk	No	Name	Digs	Faults	Receptions	Total Attempts	Avg by Set
	1	18	SALEEM Abdulaziz	2	7	16	25	0.50
	2	15	ALKAZIMI Zaid	-	2	8	10	0.00
	2	1	MANSOUR Abdullah	-	3	6	9	0.00
	2	17	ALOTAIBI Abdulrahman	-	1	5	6	0.00
	2	6	ABDULMAJIEID Sultan	-	1	3	4	0.00
	2	11	ALBANNA Mohammad	-	-	3	3	0.00
	2	7	ALSALIM Amer	-	1	2	3	0.00
	2	14	ALI Abdullah	-	3	-	3	0.00
	2	5	SAYAH Ali	-	2	-	2	0.00
	2	4	ALKHAREEF Abdulaziz	-	-	1	1	0.00
	2	2	BAHAROH Mousa	-	-	-	-	-
	2	13	DASHTI Naser	-	-	-	-	-
	Team Totals				2	20	44	66

Non-Scoring Set	Rk	No	Name	Running Sets	Faults	Still Sets	Total Attempts	Avg by Set
	1	15	ALKAZIMI Zaid	39	1	43	83	9.75
	2	18	SALEEM Abdulaziz	4	-	3	7	1.00
	3	7	ALSALIM Amer	3	-	-	3	0.75
	4	1	MANSOUR Abdullah	2	-	4	6	0.50
	5	17	ALOTAIBI Abdulrahman	1	-	-	1	0.25
	6	6	ABDULMAJIEID Sultan	-	-	4	4	0.00
	6	11	ALBANNA Mohammad	-	-	2	2	0.00
	2	2	BAHAROH Mousa	-	-	-	-	-
	4	4	ALKHAREEF Abdulaziz	-	-	-	-	-
	5	5	SAYAH Ali	-	-	-	-	-
	13	13	DASHTI Naser	-	-	-	-	-
	14	14	ALI Abdullah	-	-	-	-	-
	Team Totals				49	1	56	106

Non-Scoring Reception	Rk	No	Name	Excellents	Faults	Serve Receptions	Total Attempts	Succ %
	1	18	SALEEM Abdulaziz	11	-	15	26	42.31
	2	1	MANSOUR Abdullah	7	3	16	26	26.92
	17	17	ALOTAIBI Abdulrahman	7	2	9	18	-
	14	14	ALI Abdullah	3	-	1	4	-
	4	4	ALKHAREEF Abdulaziz	-	1	2	3	-
	5	5	SAYAH Ali	1	-	1	2	-
	15	15	ALKAZIMI Zaid	-	-	1	1	-
	2	2	BAHAROH Mousa	-	-	-	-	-
	6	6	ABDULMAJIEID Sultan	-	-	-	-	-
	7	7	ALSALIM Amer	-	-	-	-	-
	11	11	ALBANNA Mohammad	-	-	-	-	-
	13	13	DASHTI Naser	-	-	-	-	-
	Team Totals				29	6	45	80
Limit								25.00%



Match No.: 28

Match Statistics

경기 통계

Match Duration: 1h 47m
Spectators: 300

P3

KUW vs CHN


1 3

Teams	Sets	1	2	3	4	Total
KUW	1	26	20	12	19	77
CHN	3	24	25	25	25	99
Playing Time		27m	26m	21m	24m	1h 38m


First Referee: BOONSIROJ Prasertsak (THA)

Second Referee: UALKHANOV Doszhan (KAZ)


CHN - China

Scoring Spike

Limit
15.00%

Rk	No	Name	Spikes	Faults	Shots	Total Attempts	Eff %
1	4	ZHANG Chen	12	-	9	21	57.14
2	7	ZHONG Weijun	18	4	4	26	53.85
3	3	YUAN Zhi	15	4	13	32	34.38
	11	GENG Xin	10	-	2	12	
	14	XU Jingtao	3	-	3	6	
	15	LI Runming	-	1	1	2	
	13	KOU Zhichao	-	2	-	2	
	6	LIANG Chunlong	-	-	-	-	
	8	CUI Jianjun	-	-	-	-	
	16	REN Qi	-	-	-	-	
	18	JI Daoshuai	-	-	-	-	
	22	MAO Tianyi	-	-	-	-	
Team Totals			58	11	32	101	46.53

Scoring Block


Rk	No	Name	Kill Blocks	Faults	Rebounds	Total Attempts	Avg by Set
1	14	XU Jingtao	3	9	7	19	0.75
2	15	LI Runming	2	6	3	11	0.50
3	11	GENG Xin	1	5	3	9	0.25
3	6	LIANG Chunlong	1	2	1	4	0.25
3	4	ZHANG Chen	1	1	-	2	0.25
6	7	ZHONG Weijun	-	5	3	8	0.00
6	3	YUAN Zhi	-	2	2	4	0.00
6	13	KOU Zhichao	-	1	-	1	0.00
	8	CUI Jianjun	-	-	-	-	
	16	REN Qi	-	-	-	-	
	18	JI Daoshuai	-	-	-	-	
	22	MAO Tianyi	-	-	-	-	
Team Totals			8	31	19	58	2.00

Scoring Service


Rk	No	Name	Aces	Faults	Serve Hits	Total Attempts	Avg by Set
1	4	ZHANG Chen	3	1	18	22	0.75
2	11	GENG Xin	1	1	18	20	0.25
2	7	ZHONG Weijun	1	3	11	15	0.25
2	13	KOU Zhichao	1	-	2	3	0.25
5	3	YUAN Zhi	-	4	11	15	0.00
5	15	LI Runming	-	2	8	10	0.00
5	14	XU Jingtao	-	1	8	9	0.00
5	6	LIANG Chunlong	-	1	3	4	0.00
	8	CUI Jianjun	-	-	-	-	
	16	REN Qi	-	-	-	-	
	18	JI Daoshuai	-	-	-	-	
	22	MAO Tianyi	-	-	-	-	
Team Totals			6	13	79	98	1.50

Team
Opponent Errors & Team Faults

27	1
----	---

Timing and Results provided by Tissot



Match No.: 28

Match Statistics

경기 통계

Match Duration: 1h 47m
Spectators: 300

P3

KUW vs CHN


1 3

Teams	Sets	1	2	3	4	Total
KUW	1	26	20	12	19	77
CHN	3	24	25	25	25	99
	Playing Time	27m	26m	21m	24m	1h 38m


First Referee: BOONSIROJ Prasertsak (THA)

Second Referee: UALKHANOV Doszhan (KAZ)

CHN - China

Non-Scoring Dig


Rk	No	Name	Digs	Faults	Receptions	Total Attempts	Avg by Set
1	16	REN Qi	2	3	12	17	0.50
2	15	LI Runming	1	4	2	7	0.25
2	13	KOU Zhichao	1	1	-	2	0.25
4	3	YUAN Zhi	-	1	17	18	0.00
4	11	GENG Xin	-	-	3	3	0.00
4	14	XU Jingtao	-	-	3	3	0.00
4	7	ZHONG Weijun	-	1	2	3	0.00
4	4	ZHANG Chen	-	2	1	3	0.00
4	6	LIANG Chunlong	-	-	1	1	0.00
	8	CUI Jianjun	-	-	-	-	-
	18	JI Daoshuai	-	-	-	-	-
	22	MAO Tianyi	-	-	-	-	-
Team Totals			4	12	41	57	1.00

Non-Scoring Set


Rk	No	Name	Running Sets	Faults	Still Sets	Total Attempts	Avg by Set
1	15	LI Runming	57	-	35	92	14.25
2	11	GENG Xin	-	-	3	3	0.00
2	7	ZHONG Weijun	-	-	1	1	0.00
2	16	REN Qi	-	-	1	1	0.00
	3	YUAN Zhi	-	-	-	-	-
	4	ZHANG Chen	-	-	-	-	-
	6	LIANG Chunlong	-	-	-	-	-
	8	CUI Jianjun	-	-	-	-	-
	13	KOU Zhichao	-	-	-	-	-
	14	XU Jingtao	-	-	-	-	-
	18	JI Daoshuai	-	-	-	-	-
	22	MAO Tianyi	-	-	-	-	-
Team Totals			57		40	97	14.25

Non-Scoring Reception

Limit
25.00%

Rk	No	Name	Excellents	Faults	Serve Receptions	Total Attempts	Succ %
1	4	ZHANG Chen	17	-	14	31	54.84
	16	REN Qi	6	-	8	14	
	7	ZHONG Weijun	5	1	8	14	
	3	YUAN Zhi	1	-	2	3	
	11	GENG Xin	-	-	1	1	
	14	XU Jingtao	1	-	-	1	
	6	LIANG Chunlong	-	1	-	1	
	8	CUI Jianjun	-	-	-	-	
	13	KOU Zhichao	-	-	-	-	
	15	LI Runming	-	-	-	-	
	18	JI Daoshuai	-	-	-	-	
	22	MAO Tianyi	-	-	-	-	
Team Totals			30	2	33	65	46.15

LEGEND		Eff%		Rk		Succ%	
Avg	Average	Eff%	Efficiency	Rk	Rank	Succ%	Success %

Timing and Results provided by Tissot



SUN 28 SEP 2014
Start Time: 10:30 / End Time: 11:41

Match No.: 29

Match Statistics

경기 통계

Match Duration: 1h 11m
Spectators: 260

P3


KAZ vs HKG
3 0

Teams	Sets	1	2	3	Total
KAZ	3	25	25	25	75
HKG	0	21	20	22	63
	Playing Time	22m	20m	23m	1h 05m


First Referee: CHENG Lai Chun (TPE)

Second Referee: SHIMAD Hassan (MDV)


KAZ - Kazakhstan

Scoring Spike

Limit 15.00%

Rk	No	Name	Spikes	Faults	Shots	Total Attempts	Eff %
1	12	KADIRKHANOV Nodirkhan	12	1	-	13	84.62
2	17	RADKEVICH Sergey	8	2	8	18	33.33
3	9	IMANGALIYEV Marat	8	4	8	20	20.00
	18	VORIVODIN Vitaliy	5	5	4	14	
	3	YUDIN Anton	6	2	-	8	
	8	GABDULIN Kanat	1	-	-	1	
	2	KUZNETSOV Anton	-	-	-	-	
	4	STOLNIKOV Alexandr	-	-	-	-	
	5	KUZNETSOV Sergey	-	-	-	-	
	6	BAIBEKOV Kairat	-	-	-	-	
	7	GORBATKOV Dmitriy	-	-	-	-	
	19	MAMEDOV Maxim	-	-	-	-	
Team Totals			40	14	20	74	35.14

Scoring Block


Rk	No	Name	Kill Blocks	Faults	Rebounds	Total Attempts	Avg by Set
1	3	YUDIN Anton	3	3	1	7	1.00
2	12	KADIRKHANOV Nodirkhan	2	4	3	9	0.67
3	9	IMANGALIYEV Marat	1	2	3	6	0.33
3	17	RADKEVICH Sergey	1	1	3	5	0.33
3	18	VORIVODIN Vitaliy	1	1	1	3	0.33
3	8	GABDULIN Kanat	1	1	-	2	0.33
	2	KUZNETSOV Anton	-	-	-	-	
	4	STOLNIKOV Alexandr	-	-	-	-	
	5	KUZNETSOV Sergey	-	-	-	-	
	6	BAIBEKOV Kairat	-	-	-	-	
	7	GORBATKOV Dmitriy	-	-	-	-	
	19	MAMEDOV Maxim	-	-	-	-	
Team Totals			9	12	11	32	3.00

Scoring Service


Rk	No	Name	Aces	Faults	Serve Hits	Total Attempts	Avg by Set
1	8	GABDULIN Kanat	1	1	14	16	0.33
1	18	VORIVODIN Vitaliy	1	2	12	15	0.33
1	12	KADIRKHANOV Nodirkhan	1	2	5	8	0.33
4	3	YUDIN Anton	-	2	11	13	0.00
4	9	IMANGALIYEV Marat	-	-	11	11	0.00
4	17	RADKEVICH Sergey	-	1	10	11	0.00
	2	KUZNETSOV Anton	-	-	-	-	
	4	STOLNIKOV Alexandr	-	-	-	-	
	5	KUZNETSOV Sergey	-	-	-	-	
	6	BAIBEKOV Kairat	-	-	-	-	
	7	GORBATKOV Dmitriy	-	-	-	-	
	19	MAMEDOV Maxim	-	-	-	-	
Team Totals			3	8	63	74	1.00

Team
Opponent Errors & Team Faults

23

Timing and Results provided by Tissot



SUN 28 SEP 2014
Start Time: 10:30 / End Time: 11:41

Match No.: 29

Match Statistics

경기 통계

Match Duration: 1h 11m
Spectators: 260

P3


KAZ vs HKG
3 0

Teams	Sets	1	2	3	Total
KAZ	3	25	25	25	75
HKG	0	21	20	22	63
	Playing Time	22m	20m	23m	1h 05m


First Referee: CHENG Lai Chun (TPE)

Second Referee: SHIMAD Hassan (MDV)

KAZ - Kazakhstan

Non-Scoring Dig


Rk	No	Name	Digs	Faults	Receptions	Total Attempts	Avg by Set
1	6	BAIBEKOV Kairat	3	2	5	10	1.00
2	17	RADKEVICH Sergey	1	3	5	9	0.33
2	18	VORIVODIN Vitaliy	1	-	3	4	0.33
2	8	GABDULIN Kanat	1	-	2	3	0.33
5	9	IMANGALIYEV Marat	-	1	2	3	0.00
5	3	YUDIN Anton	-	1	-	1	0.00
	2	KUZNETSOV Anton	-	-	-	-	-
	4	STOLNIKOV Alexandr	-	-	-	-	-
	5	KUZNETSOV Sergey	-	-	-	-	-
	7	GORBATKOV Dmitriy	-	-	-	-	-
	12	KADIRKHANOV Nodirkhan	-	-	-	-	-
	19	MAMEDOV Maxim	-	-	-	-	-
Team Totals			6	7	17	30	2.00

Non-Scoring Set


Rk	No	Name	Running Sets	Faults	Still Sets	Total Attempts	Avg by Set
1	8	GABDULIN Kanat	35	-	26	61	11.67
2	6	BAIBEKOV Kairat	1	1	2	4	0.33
3	18	VORIVODIN Vitaliy	-	-	3	3	0.00
3	3	YUDIN Anton	-	-	1	1	0.00
3	12	KADIRKHANOV Nodirkhan	-	-	1	1	0.00
	2	KUZNETSOV Anton	-	-	-	-	-
	4	STOLNIKOV Alexandr	-	-	-	-	-
	5	KUZNETSOV Sergey	-	-	-	-	-
	7	GORBATKOV Dmitriy	-	-	-	-	-
	9	IMANGALIYEV Marat	-	-	-	-	-
	17	RADKEVICH Sergey	-	-	-	-	-
	19	MAMEDOV Maxim	-	-	-	-	-
Team Totals			36	1	33	70	12.00

Non-Scoring Reception

Limit
25.00%

Rk	No	Name	Excellents	Faults	Serve Receptions	Total Attempts	Succ %
1	6	BAIBEKOV Kairat	9	3	4	16	56.25
2	9	IMANGALIYEV Marat	8	-	9	17	47.06
3	18	VORIVODIN Vitaliy	9	2	10	21	42.86
	8	GABDULIN Kanat	-	-	2	2	-
	2	KUZNETSOV Anton	-	-	-	-	-
	3	YUDIN Anton	-	-	-	-	-
	4	STOLNIKOV Alexandr	-	-	-	-	-
	5	KUZNETSOV Sergey	-	-	-	-	-
	7	GORBATKOV Dmitriy	-	-	-	-	-
	12	KADIRKHANOV Nodirkhan	-	-	-	-	-
	17	RADKEVICH Sergey	-	-	-	-	-
	19	MAMEDOV Maxim	-	-	-	-	-
Team Totals			26	5	25	56	46.43

Timing and Results provided by Tissot



SUN 28 SEP 2014
Start Time: 10:30 / End Time: 11:41

Match No.: 29

Match Statistics

경기 통계

Match Duration: 1h 11m
Spectators: 260

P3


KAZ vs HKG
3 0

Teams	Sets	1	2	3	Total
KAZ	3	25	25	25	75
HKG	0	21	20	22	63
	Playing Time	22m	20m	23m	1h 05m


First Referee: CHENG Lai Chun (TPE)

Second Referee: SHIMAD Hassan (MDV)


HKG - Hong Kong, China

Scoring Spike

Limit
15.00%

Rk	No	Name	Spikes	Faults	Shots	Total Attempts	Eff %
1	20	CHAN Alex Chi Wai	17	9	8	34	23.53
	7	LAM Chun Man	1	5	6	12	
	8	LEE Man Sing	9	1	1	11	
	11	SIU Cheong Hung	5	4	2	11	
	18	YAU Tze Ching	4	2	3	9	
	4	YIK Chi Hin	-	-	-	-	
	5	KWONG Ngai Shing Jacky	-	-	-	-	
	9	CHUNG Wai Sze	-	-	-	-	
	12	WU Lok Kan	-	-	-	-	
	13	NG Kin Pong Jonathan	-	-	-	-	
	14	KWOK Chung Kan	-	-	-	-	
	15	LUK Chun Ho	-	-	-	-	
Team Totals			36	21	20	77	19.48

Scoring Block


Rk	No	Name	Kill Blocks	Faults	Rebounds	Total Attempts	Avg by Set
1	8	LEE Man Sing	2	3	3	8	0.67
2	11	SIU Cheong Hung	1	3	2	6	0.33
2	20	CHAN Alex Chi Wai	1	2	2	5	0.33
4	18	YAU Tze Ching	-	2	3	5	0.00
4	9	CHUNG Wai Sze	-	2	2	4	0.00
4	7	LAM Chun Man	-	3	-	3	0.00
	4	YIK Chi Hin	-	-	-	-	
	5	KWONG Ngai Shing Jacky	-	-	-	-	
	12	WU Lok Kan	-	-	-	-	
	13	NG Kin Pong Jonathan	-	-	-	-	
	14	KWOK Chung Kan	-	-	-	-	
	15	LUK Chun Ho	-	-	-	-	
Team Totals			4	15	12	31	1.33

Scoring Service


Rk	No	Name	Aces	Faults	Serve Hits	Total Attempts	Avg by Set
1	18	YAU Tze Ching	3	-	11	14	1.00
2	20	CHAN Alex Chi Wai	1	3	4	8	0.33
2	7	LAM Chun Man	1	2	4	7	0.33
4	8	LEE Man Sing	-	-	10	10	0.00
4	11	SIU Cheong Hung	-	-	9	9	0.00
4	9	CHUNG Wai Sze	-	1	7	8	0.00
4	5	KWONG Ngai Shing Jacky	-	1	2	3	0.00
4	14	KWOK Chung Kan	-	1	2	3	0.00
4	15	LUK Chun Ho	-	-	2	2	0.00
	4	YIK Chi Hin	-	-	-	-	
	12	WU Lok Kan	-	-	-	-	
	13	NG Kin Pong Jonathan	-	-	-	-	
Team Totals			5	8	51	64	1.67

Team
Opponent Errors & Team Faults

18

Timing and Results provided by Tissot



SUN 28 SEP 2014
Start Time: 10:30 / End Time: 11:41

Match No.: 29

Match Statistics

경기 통계

Match Duration: 1h 11m
Spectators: 260

P3


KAZ vs HKG
3 0


Teams	Sets	1	2	3	Total
KAZ	3	25	25	25	75
HKG	0	21	20	22	63
	Playing Time	22m	20m	23m	1h 05m


First Referee: CHENG Lai Chun (TPE)

Second Referee: SHIMAD Hassan (MDV)

HKG - Hong Kong, China

Non-Scoring Dig	Rk	No	Name	Digs	Faults	Receptions	Total Attempts	Avg by Set	
	1	13	NG Kin Pong Jonathan	3	3	4	10	1.00	
	2	8	LEE Man Sing	1	-	2	3	0.33	
	2	14	KWOK Chung Kan	1	1	1	3	0.33	
	4	11	SIU Cheong Hung	-	-	6	6	0.00	
	4	7	LAM Chun Man	-	3	2	5	0.00	
	4	5	KWONG Ngai Shing Jacky	-	1	2	3	0.00	
	4	18	YAU Tze Ching	-	1	2	3	0.00	
	4	20	CHAN Alex Chi Wai	-	1	2	3	0.00	
	4	9	CHUNG Wai Sze	-	1	1	2	0.00	
		4	YIK Chi Hin	-	-	-	-	-	
		12	WU Lok Kan	-	-	-	-	-	
		15	LUK Chun Ho	-	-	-	-	-	
	Team Totals				5	11	22	38	1.67

Non-Scoring Set	Rk	No	Name	Running Sets	Faults	Still Sets	Total Attempts	Avg by Set	
	1	9	CHUNG Wai Sze	22	1	22	45	7.33	
	2	5	KWONG Ngai Shing Jacky	12	1	11	24	4.00	
	3	11	SIU Cheong Hung	-	1	3	4	0.00	
	3	13	NG Kin Pong Jonathan	-	-	3	3	0.00	
	3	8	LEE Man Sing	-	-	1	1	0.00	
	3	20	CHAN Alex Chi Wai	-	-	1	1	0.00	
	3	18	YAU Tze Ching	-	1	-	1	0.00	
		4	YIK Chi Hin	-	-	-	-	-	
		7	LAM Chun Man	-	-	-	-	-	
		12	WU Lok Kan	-	-	-	-	-	
		14	KWOK Chung Kan	-	-	-	-	-	
		15	LUK Chun Ho	-	-	-	-	-	
	Team Totals				34	4	41	79	11.33

Non-Scoring Reception	Rk	No	Name	Excellents	Faults	Serve Receptions	Total Attempts	Succ %	
	1	13	NG Kin Pong Jonathan	8	2	13	23	34.78	
	2	11	SIU Cheong Hung	8	1	17	26	30.77	
		7	LAM Chun Man	2	-	8	10	-	
		14	KWOK Chung Kan	1	-	4	5	-	
		4	YIK Chi Hin	-	-	-	-	-	
		5	KWONG Ngai Shing Jacky	-	-	-	-	-	
		8	LEE Man Sing	-	-	-	-	-	
		9	CHUNG Wai Sze	-	-	-	-	-	
		12	WU Lok Kan	-	-	-	-	-	
		15	LUK Chun Ho	-	-	-	-	-	
		18	YAU Tze Ching	-	-	-	-	-	
		20	CHAN Alex Chi Wai	-	-	-	-	-	
	Team Totals				19	3	42	64	29.69

LEGEND		Eff%		Rk		Succ%	
Avg	Average	Eff%	Efficiency	Rk	Rank	Succ%	Success %

Timing and Results provided by Tissot



Match No.: 30

Match Statistics

경기 통계

Match Duration: 1h 12m
Spectators: 300

P3

TPE vs MDV
3 0

Teams	Sets	1	2	3	Total
TPE	3	25	25	25	75
MDV	0	21	21	17	59
	Playing Time	22m	24m	20m	1h 06m

First Referee: KHATRI Raj Singh (IND)


Second Referee: ALI F B Th F Alsaid (KUW)

TPE - Chinese Taipei


Scoring Spike

Limit
15.00%

Rk	No	Name	Spikes	Faults	Shots	Total Attempts	Eff %
1	15	HUANG Chin Feng	10	3	2	15	46.67
2	6	HUANG Chun Ching	8	7	2	17	5.88
	7	LIU Hung Min	5	1	3	9	
	9	CHIANG Tien Yu	5	-	1	6	
	11	LU CHIANG Yao Chiang	5	-	-	5	
	14	WANG Ming Chun	2	1	1	4	
	2	CHANG Liang Hao	2	-	1	3	
	17	HUANG Pei Hung	1	-	1	2	
	19	CHEN Chien Chen	1	-	-	1	
	3	LI Chia Hsuan	-	-	-	-	
	13	CHENG Ju Chien	-	-	-	-	
	16	LIN Yung Shun	-	-	-	-	
Team Totals			39	12	11	62	43.55

Scoring Block


Rk	No	Name	Kill Blocks	Faults	Rebounds	Total Attempts	Avg by Set
1	15	HUANG Chin Feng	2	1	2	5	0.67
1	6	HUANG Chun Ching	2	3	-	5	0.67
1	17	HUANG Pei Hung	2	-	2	4	0.67
1	7	LIU Hung Min	2	-	-	2	0.67
5	19	CHEN Chien Chen	1	-	1	2	0.33
5	14	WANG Ming Chun	1	-	-	1	0.33
7	2	CHANG Liang Hao	-	2	3	5	0.00
7	11	LU CHIANG Yao Chiang	-	3	1	4	0.00
7	13	CHENG Ju Chien	-	1	1	2	0.00
	3	LI Chia Hsuan	-	-	-	-	
	9	CHIANG Tien Yu	-	-	-	-	
	16	LIN Yung Shun	-	-	-	-	
Team Totals			10	10	10	30	3.33

Scoring Service


Rk	No	Name	Aces	Faults	Serve Hits	Total Attempts	Avg by Set
1	6	HUANG Chun Ching	1	2	10	13	0.33
1	7	LIU Hung Min	1	1	8	10	0.33
1	2	CHANG Liang Hao	1	3	4	8	0.33
1	17	HUANG Pei Hung	1	3	3	7	0.33
1	13	CHENG Ju Chien	1	2	1	4	0.33
6	15	HUANG Chin Feng	-	3	8	11	0.00
6	11	LU CHIANG Yao Chiang	-	1	7	8	0.00
6	9	CHIANG Tien Yu	-	2	4	6	0.00
6	19	CHEN Chien Chen	-	1	3	4	0.00
6	14	WANG Ming Chun	-	-	2	2	0.00
	3	LI Chia Hsuan	-	-	-	-	
	16	LIN Yung Shun	-	-	-	-	
Team Totals			5	18	50	73	1.67

Team
Opponent Errors & Team Faults

21	3
----	---

Timing and Results provided by Tissot



Match No.: 30

Match Statistics

경기 통계

Match Duration: 1h 12m
Spectators: 300

P3


TPE vs MDV
3 0

Teams	Sets	1	2	3	Total
TPE	3	25	25	25	75
MDV	0	21	21	17	59
	Playing Time	22m	24m	20m	1h 06m


First Referee: KHATRI Raj Singh (IND)

Second Referee: ALI F B Th F Alsaid (KUW)

TPE - Chinese Taipei

Non-Scoring Dig


Rk	No	Name	Digs	Faults	Receptions	Total Attempts	Avg by Set
1	16	LIN Yung Shun	1	1	3	5	0.33
1	6	HUANG Chun Ching	1	-	3	4	0.33
1	9	CHIANG Tien Yu	1	-	-	1	0.33
4	17	HUANG Pei Hung	-	-	4	4	0.00
4	14	WANG Ming Chun	-	-	3	3	0.00
4	7	LIU Hung Min	-	-	2	2	0.00
4	15	HUANG Chin Feng	-	-	2	2	0.00
4	11	LU CHIANG Yao Chiang	-	-	1	1	0.00
4	13	CHENG Ju Chien	-	-	1	1	0.00
4	19	CHEN Chien Chen	-	-	1	1	0.00
4	2	CHANG Liang Hao	-	1	-	1	0.00
	3	LI Chia Hsuan	-	-	-	-	-
Team Totals			3	2	20	25	1.00

Non-Scoring Set


Rk	No	Name	Running Sets	Faults	Still Sets	Total Attempts	Avg by Set
1	17	HUANG Pei Hung	22	-	8	30	7.33
2	13	CHENG Ju Chien	11	-	3	14	3.67
3	14	WANG Ming Chun	2	-	-	2	0.67
4	6	HUANG Chun Ching	1	-	1	2	0.33
4	19	CHEN Chien Chen	1	-	1	2	0.33
6	7	LIU Hung Min	-	-	2	2	0.00
6	16	LIN Yung Shun	-	-	2	2	0.00
6	15	HUANG Chin Feng	-	-	1	1	0.00
	2	CHANG Liang Hao	-	-	-	-	-
	3	LI Chia Hsuan	-	-	-	-	-
	9	CHIANG Tien Yu	-	-	-	-	-
	11	LU CHIANG Yao Chiang	-	-	-	-	-
Team Totals			37		18	55	12.33

Non-Scoring Reception

Limit
25.00%

Rk	No	Name	Excellents	Faults	Serve Receptions	Total Attempts	Succ %
1	15	HUANG Chin Feng	7	2	7	16	43.75
2	16	LIN Yung Shun	6	2	7	15	40.00
	7	LIU Hung Min	4	-	4	8	
	19	CHEN Chien Chen	4	1	-	5	
	3	LI Chia Hsuan	-	-	1	1	
	6	HUANG Chun Ching	1	-	-	1	
	11	LU CHIANG Yao Chiang	-	-	1	1	
	2	CHANG Liang Hao	-	-	-	-	
	9	CHIANG Tien Yu	-	-	-	-	
	13	CHENG Ju Chien	-	-	-	-	
	14	WANG Ming Chun	-	-	-	-	
	17	HUANG Pei Hung	-	-	-	-	
Team Totals			22	5	20	47	46.81



SUN 28 SEP 2014
Start Time: 13:30 / End Time: 14:42

Match No.: 30

Match Statistics

경기 통계

Match Duration: 1h 12m
Spectators: 300

P3

TPE vs MDV
3 0

Teams	Sets	1	2	3	Total
TPE	3	25	25	25	75
MDV	0	21	21	17	59
	Playing Time	22m	24m	20m	1h 06m

First Referee: KHATRI Raj Singh (IND)


Second Referee: ALI F B Th F Alsaid (KUW)

MDV - Maldives

Scoring Spike

Limit
15.00%

Rk	No	Name	Spikes	Faults	Shots	Total Attempts	Eff %
1	9	SAJID Ismail	8	3	5	16	31.25
2	10	ABDUL KAREEM Ahmed	9	8	7	24	4.17
	12	HUZAAM Ali	2	5	3	10	
	15	ADAM Asfag	-	1	2	3	
	5	SAEED Hussain	1	-	1	2	
	2	AHSAN Mohamed	1	-	-	1	
	3	ABDULLA Junaid	-	-	-	-	
	8	MOHAMED Ishan	-	-	-	-	
	11	NILAAM Hassan	-	-	-	-	
	13	VISAM Hussain	-	-	-	-	
	14	NABEEL Ahmed	-	-	-	-	
	16	SHAIN Mohamed	-	-	-	-	
Team Totals			21	17	18	56	7.14

Scoring Block


Rk	No	Name	Kill Blocks	Faults	Rebounds	Total Attempts	Avg by Set
1	9	SAJID Ismail	1	3	2	6	0.33
1	10	ABDUL KAREEM Ahmed	1	2	2	5	0.33
3	2	AHSAN Mohamed	-	6	1	7	0.00
3	5	SAEED Hussain	-	1	1	2	0.00
3	8	MOHAMED Ishan	-	1	-	1	0.00
3	12	HUZAAM Ali	-	1	-	1	0.00
	3	ABDULLA Junaid	-	-	-	-	
	11	NILAAM Hassan	-	-	-	-	
	13	VISAM Hussain	-	-	-	-	
	14	NABEEL Ahmed	-	-	-	-	
	15	ADAM Asfag	-	-	-	-	
	16	SHAIN Mohamed	-	-	-	-	
Team Totals			2	14	6	22	0.67

Scoring Service


Rk	No	Name	Aces	Faults	Serve Hits	Total Attempts	Avg by Set
1	8	MOHAMED Ishan	2	1	8	11	0.67
2	12	HUZAAM Ali	1	1	10	12	0.33
2	2	AHSAN Mohamed	1	1	9	11	0.33
2	10	ABDUL KAREEM Ahmed	1	6	4	11	0.33
5	5	SAEED Hussain	-	1	7	8	0.00
5	9	SAJID Ismail	-	2	5	7	0.00
5	15	ADAM Asfag	-	-	1	1	0.00
	3	ABDULLA Junaid	-	-	-	-	
	11	NILAAM Hassan	-	-	-	-	
	13	VISAM Hussain	-	-	-	-	
	14	NABEEL Ahmed	-	-	-	-	
	16	SHAIN Mohamed	-	-	-	-	
Team Totals			5	12	44	61	1.67

Team
Opponent Errors & Team Faults

31	1
----	---

Timing and Results provided by Tissot



SUN 28 SEP 2014
Start Time: 13:30 / End Time: 14:42

Match No.: 30

Match Statistics

경기 통계

Match Duration: 1h 12m
Spectators: 300

P3


TPE vs MDV
3 0


Teams	Sets	1	2	3	Total
TPE	3	25	25	25	75
MDV	0	21	21	17	59
	Playing Time	22m	24m	20m	1h 06m


First Referee: KHATRI Raj Singh (IND)

Second Referee: ALI F B Th F Alsaid (KUW)

MDV - Maldives

Non-Scoring Dig	Rk	No	Name	Digs	Faults	Receptions	Total Attempts	Avg by Set	
	1	3	ABDULLA Junaid	-	4	4	8	0.00	
	1	12	HUZAAM Ali	-	2	1	3	0.00	
	1	5	SAEED Hussain	-	-	2	2	0.00	
	1	9	SAJID Ismail	-	1	1	2	0.00	
	1	14	NABEEL Ahmed	-	1	1	2	0.00	
	1	8	MOHAMED Ishan	-	2	-	2	0.00	
	1	2	AHSAN Mohamed	-	-	1	1	0.00	
	1	10	ABDUL KAREEM Ahmed	-	-	1	1	0.00	
	1	15	ADAM Asfag	-	1	-	1	0.00	
		11	NILAAM Hassan	-	-	-	-	-	
		13	VISAM Hussain	-	-	-	-	-	
		16	SHAIN Mohamed	-	-	-	-	-	
	Team Totals					11	11	22	0.00

Non-Scoring Set	Rk	No	Name	Running Sets	Faults	Still Sets	Total Attempts	Avg by Set	
	1	8	MOHAMED Ishan	16	-	29	45	5.33	
	2	3	ABDULLA Junaid	3	-	3	6	1.00	
	3	12	HUZAAM Ali	1	-	2	3	0.33	
	3	15	ADAM Asfag	1	-	-	1	0.33	
	5	2	AHSAN Mohamed	-	-	1	1	0.00	
	5	5	SAEED Hussain	-	-	1	1	0.00	
		9	SAJID Ismail	-	-	-	-		
		10	ABDUL KAREEM Ahmed	-	-	-	-		
		11	NILAAM Hassan	-	-	-	-		
		13	VISAM Hussain	-	-	-	-		
		14	NABEEL Ahmed	-	-	-	-		
		16	SHAIN Mohamed	-	-	-	-		
	Team Totals				21		36	57	7.00

Non-Scoring Reception	Rk	No	Name	Excellents	Faults	Serve Receptions	Total Attempts	Succ %		
	1	12	HUZAAM Ali	3	2	10	15	20.00		
	2	3	ABDULLA Junaid	1	-	14	15	6.67		
	3	9	SAJID Ismail	1	3	12	16	6.25		
		15	ADAM Asfag	-	-	4	4			
		5	SAEED Hussain	-	-	1	1			
		14	NABEEL Ahmed	-	-	1	1			
		2	AHSAN Mohamed	-	-	-	-			
		8	MOHAMED Ishan	-	-	-	-			
		10	ABDUL KAREEM Ahmed	-	-	-	-			
		11	NILAAM Hassan	-	-	-	-			
		13	VISAM Hussain	-	-	-	-			
		16	SHAIN Mohamed	-	-	-	-			
	Limit									
	25.00%	Team Totals				5	5	42	52	9.62

LEGEND		Eff%		Rk		Succ%	
Avg	Average	Eff%	Efficiency	Rk	Rank	Succ%	Success %

Timing and Results provided by Tissot



Match No.: 31

Match Statistics

경기 통계

Match Duration: 1h 23m
Spectators: 400

P3

PAK vs TKM

3 0

Teams	Sets	1	2	3	Total
PAK	3	30	25	25	80
TKM	0	28	23	18	69
	Playing Time	30m	26m	21m	1h 17m

First Referee: OH Sangjun (KOR)


Second Referee: PIMTHONGKHONBURI Sasiprapa (THA)

PAK - Pakistan

Scoring Spike

Limit
15.00%

Rk	No	Name	Spikes	Faults	Shots	Total Attempts	Eff %
1	15	JEHAN Murad	11	3	5	19	42.11
2	7	KHAN Muhammad Ismail	9	4	8	21	23.81
3	8	KHAN Aimal	18	9	12	39	23.08
	1	RASOOL Mohib	7	3	4	14	
	4	NAQVI Syed Shujah Abbas	3	-	3	6	
	5	NADEEM Asif	1	-	-	1	
	9	KHAN Nasir	-	-	1	1	
	3	RAZA Mubashir	-	-	-	-	
	6	ALI Akhtar	-	-	-	-	
	10	AHMED Naseer	-	-	-	-	
	12	SULTAN Imran	-	-	-	-	
	17	IDREES Muhammad	-	-	-	-	
Team Totals			49	19	33	101	29.70

Scoring Block


Rk	No	Name	Kill Blocks	Faults	Rebounds	Total Attempts	Avg by Set
1	15	JEHAN Murad	3	-	2	5	1.00
1	4	NAQVI Syed Shujah Abbas	3	-	-	3	1.00
3	1	RASOOL Mohib	1	1	6	8	0.33
3	7	KHAN Muhammad Ismail	1	4	3	8	0.33
3	8	KHAN Aimal	1	4	1	6	0.33
3	5	NADEEM Asif	1	1	1	3	0.33
	3	RAZA Mubashir	-	-	-	-	
	6	ALI Akhtar	-	-	-	-	
	9	KHAN Nasir	-	-	-	-	
	10	AHMED Naseer	-	-	-	-	
	12	SULTAN Imran	-	-	-	-	
	17	IDREES Muhammad	-	-	-	-	
Team Totals			10	10	13	33	3.33

Scoring Service


Rk	No	Name	Aces	Faults	Serve Hits	Total Attempts	Avg by Set
1	5	NADEEM Asif	1	2	16	19	0.33
1	7	KHAN Muhammad Ismail	1	1	12	14	0.33
1	1	RASOOL Mohib	1	2	9	12	0.33
1	15	JEHAN Murad	1	3	8	12	0.33
1	8	KHAN Aimal	1	2	8	11	0.33
6	4	NAQVI Syed Shujah Abbas	-	1	9	10	0.00
6	9	KHAN Nasir	-	-	1	1	0.00
	3	RAZA Mubashir	-	-	-	-	
	6	ALI Akhtar	-	-	-	-	
	10	AHMED Naseer	-	-	-	-	
	12	SULTAN Imran	-	-	-	-	
	17	IDREES Muhammad	-	-	-	-	
Team Totals			5	11	63	79	1.67

Team

Opponent Errors & Team Faults	16
-------------------------------	----

Timing and Results provided by Tissot



Match No.: 31

Match Statistics

경기 통계

Match Duration: 1h 23m
Spectators: 400

P3


PAK vs TKM
3 0


Teams	Sets	1	2	3	Total
PAK	3	30	25	25	80
TKM	0	28	23	18	69
	Playing Time	30m	26m	21m	1h 17m


First Referee: OH Sangjun (KOR)

Second Referee: PIMTHONGKHONBURI Sasiprapa (THA)

PAK - Pakistan

Non-Scoring Dig	Rk	No	Name	Digs	Faults	Receptions	Total Attempts	Avg by Set
	1	12	SULTAN Imran	11	3	3	17	3.67
	2	7	KHAN Muhammad Ismail	6	-	8	14	2.00
	3	5	NADEEM Asif	2	2	3	7	0.67
	3	15	JEHAN Murad	2	1	1	4	0.67
	5	4	NAQVI Syed Shujah Abbas	1	-	5	6	0.33
	5	9	KHAN Nasir	1	-	2	3	0.33
	5	10	AHMED Naseer	1	-	-	1	0.33
	8	1	RASOOL Mohib	-	-	3	3	0.00
	8	8	KHAN Aimal	-	-	1	1	0.00
		3	RAZA Mubashir	-	-	-	-	-
		6	ALI Akhtar	-	-	-	-	-
		17	IDREES Muhammad	-	-	-	-	-
	Team Totals				24	6	26	56

Non-Scoring Set	Rk	No	Name	Running Sets	Faults	Still Sets	Total Attempts	Avg by Set
	1	5	NADEEM Asif	41	-	40	81	13.67
	2	1	RASOOL Mohib	2	-	1	3	0.67
	3	4	NAQVI Syed Shujah Abbas	-	-	3	3	0.00
	3	7	KHAN Muhammad Ismail	-	-	3	3	0.00
	3	12	SULTAN Imran	-	-	3	3	0.00
	3	15	JEHAN Murad	-	-	3	3	0.00
	3	8	KHAN Aimal	-	-	1	1	0.00
		3	RAZA Mubashir	-	-	-	-	-
		6	ALI Akhtar	-	-	-	-	-
		9	KHAN Nasir	-	-	-	-	-
		10	AHMED Naseer	-	-	-	-	-
		17	IDREES Muhammad	-	-	-	-	-
	Team Totals				43		54	97

Non-Scoring Reception	Rk	No	Name	Excellents	Faults	Serve Receptions	Total Attempts	Succ %
	1	7	KHAN Muhammad Ismail	16	2	21	39	41.03
		15	JEHAN Murad	3	-	8	11	
		12	SULTAN Imran	5	1	2	8	
		9	KHAN Nasir	-	1	3	4	
		4	NAQVI Syed Shujah Abbas	-	-	2	2	
		1	RASOOL Mohib	-	-	-	-	
		3	RAZA Mubashir	-	-	-	-	
		5	NADEEM Asif	-	-	-	-	
		6	ALI Akhtar	-	-	-	-	
		8	KHAN Aimal	-	-	-	-	
		10	AHMED Naseer	-	-	-	-	
		17	IDREES Muhammad	-	-	-	-	
	Limit							
25.00%				24	4	36	64	37.50
Team Totals								

Timing and Results provided by Tissot



Match No.: 31

Match Statistics

경기 통계

Match Duration: 1h 23m
Spectators: 400

P3

PAK vs TKM

3 0

Teams	Sets	1	2	3	Total
PAK	3	30	25	25	80
TKM	0	28	23	18	69
	Playing Time	30m	26m	21m	1h 17m

First Referee: OH Sangjun (KOR)


Second Referee: PIMTHONGKHONBURI Sasiprapa (THA)

TKM - Turkmenistan

Scoring Spike

Limit
15.00%

Rk	No	Name	Spikes	Faults	Shots	Total Attempts	Eff %
1	6	NURYYEV Dovletgeldi	13	7	10	30	20.00
2	8	NURYYEV Didar	6	4	9	19	10.53
	9	NURYYEV Davut	4	3	6	13	
	1	GYLYCHDURDYEV Gurbanmuhammet	5	1	5	11	
	5	AZIMOV Merdan	1	1	7	9	
	3	ROZMETOV Bahram	4	1	3	8	
	10	ARTYKOV Ruslan	2	2	2	6	
	12	GAYYPOV Ezizmyrat	-	-	1	1	
	2	TACHGELDIYEV Berdimammet	-	-	-	-	
	4	GURBANOV Yusup	-	-	-	-	
	7	MASSAROV Mekan	-	-	-	-	
	11	MYRATGELDIYEV Begli	-	-	-	-	
Team Totals			35	19	43	97	16.49

Scoring Block


Rk	No	Name	Kill Blocks	Faults	Rebounds	Total Attempts	Avg by Set
1	1	GYLYCHDURDYEV Gurbanmuhammet	4	1	-	5	1.33
2	3	ROZMETOV Bahram	2	2	3	7	0.67
2	5	AZIMOV Merdan	2	1	-	3	0.67
4	9	NURYYEV Davut	1	1	2	4	0.33
5	8	NURYYEV Didar	-	4	3	7	0.00
5	6	NURYYEV Dovletgeldi	-	3	1	4	0.00
5	10	ARTYKOV Ruslan	-	1	2	3	0.00
5	12	GAYYPOV Ezizmyrat	-	1	-	1	0.00
	2	TACHGELDIYEV Berdimammet	-	-	-	-	
	4	GURBANOV Yusup	-	-	-	-	
	7	MASSAROV Mekan	-	-	-	-	
	11	MYRATGELDIYEV Begli	-	-	-	-	
Team Totals			9	14	11	34	3.00

Scoring Service


Rk	No	Name	Aces	Faults	Serve Hits	Total Attempts	Avg by Set
1	5	AZIMOV Merdan	2	-	9	11	0.67
2	8	NURYYEV Didar	1	1	7	9	0.33
2	3	ROZMETOV Bahram	1	-	6	7	0.33
4	10	ARTYKOV Ruslan	-	2	12	14	0.00
4	1	GYLYCHDURDYEV Gurbanmuhammet	-	2	10	12	0.00
4	6	NURYYEV Dovletgeldi	-	-	10	10	0.00
4	9	NURYYEV Davut	-	-	6	6	0.00
4	7	MASSAROV Mekan	-	-	1	1	0.00
	2	TACHGELDIYEV Berdimammet	-	-	-	-	
	4	GURBANOV Yusup	-	-	-	-	
	11	MYRATGELDIYEV Begli	-	-	-	-	
	12	GAYYPOV Ezizmyrat	-	-	-	-	
Team Totals			4	5	61	70	1.33

Team
Opponent Errors & Team Faults

21	2
----	---

Timing and Results provided by Tissot



SUN 28 SEP 2014
Start Time: 16:30 / End Time: 17:53

Match No.: 31

Match Statistics

경기 통계

Match Duration: 1h 23m
Spectators: 400

P3

PAK vs TKM


3 0


Teams	Sets	1	2	3	Total
PAK	3	30	25	25	80
TKM	0	28	23	18	69
	Playing Time	30m	26m	21m	1h 17m


First Referee: OH Sangjun (KOR)

Second Referee: PIMTHONGKHONBURI Sasiprapa (THA)

TKM - Turkmenistan

Non-Scoring Dig	Rk	No	Name	Digs	Faults	Receptions	Total Attempts	Avg by Set	
	1	10	ARTYKOV Ruslan	5	1	3	9	1.67	
	2	2	TACHGELDIYEV Berdimammet	3	4	6	13	1.00	
	2	6	NURYEV Dovletgeldi	3	1	7	11	1.00	
	4	9	NURYEV Davut	2	2	2	6	0.67	
	5	8	NURYEV Didar	1	1	3	5	0.33	
	5	1	GYLYCHDURDYEV Gurbanmuhammet	1	-	2	3	0.33	
	7	5	AZIMOV Merdan	-	-	6	6	0.00	
	7	3	ROZMETOV Bahram	-	-	2	2	0.00	
	7	12	GAYPOV Eziizmyrat	-	1	-	1	0.00	
		4	GURBANOV Yusup	-	-	-	-	-	-
		7	MASSAROV Mekan	-	-	-	-	-	-
	11	MYRATGELDIYEV Begli	-	-	-	-	-	-	
	Team Totals			15	10	31	56	5.00	

Non-Scoring Set	Rk	No	Name	Running Sets	Faults	Still Sets	Total Attempts	Avg by Set	
	1	10	ARTYKOV Ruslan	28	-	37	65	9.33	
	2	12	GAYPOV Eziizmyrat	4	-	6	10	1.33	
	3	2	TACHGELDIYEV Berdimammet	-	-	6	6	0.00	
	3	1	GYLYCHDURDYEV Gurbanmuhammet	-	-	2	2	0.00	
	3	3	ROZMETOV Bahram	-	-	2	2	0.00	
	3	5	AZIMOV Merdan	-	-	2	2	0.00	
	3	8	NURYEV Didar	-	-	2	2	0.00	
	3	6	NURYEV Dovletgeldi	-	-	1	1	0.00	
	3	9	NURYEV Davut	-	-	1	1	0.00	
		4	GURBANOV Yusup	-	-	-	-	-	-
		7	MASSAROV Mekan	-	-	-	-	-	-
	11	MYRATGELDIYEV Begli	-	-	-	-	-	-	
	Team Totals			32		59	91	10.67	

Non-Scoring Reception	Rk	No	Name	Excellents	Faults	Serve Receptions	Total Attempts	Succ %
	1	5	AZIMOV Merdan	8	-	8	16	50.00
	2	2	TACHGELDIYEV Berdimammet	11	1	15	27	40.74
		9	NURYEV Davut	3	3	8	14	
		8	NURYEV Didar	2	-	4	6	
		6	NURYEV Dovletgeldi	2	-	1	1	
		1	GYLYCHDURDYEV Gurbanmuhammet	-	-	-	-	
		3	ROZMETOV Bahram	-	-	-	-	
		4	GURBANOV Yusup	-	-	-	-	
		7	MASSAROV Mekan	-	-	-	-	
		10	ARTYKOV Ruslan	-	-	-	-	
		11	MYRATGELDIYEV Begli	-	-	-	-	
		12	GAYPOV Eziizmyrat	-	-	-	-	
	Team Totals			24	4	36	64	37.50

LEGEND		Eff%		Rk		Succ%	
Avg	Average	Eff%	Efficiency	Rk	Rank	Succ%	Success %

Timing and Results provided by Tissot



Match No.: 32

Match Statistics

경기 통계

Match Duration: 2h 04m
Spectators: 200

P3


KSA vs MYA
2 3

Teams	Sets	1	2	3	4	5	Total
KSA	2	19	25	25	22	12	103
MYA	3	25	23	23	25	15	111
	Playing Time	23m	25m	26m	24m	14m	1h 52m


First Referee: HO Tat Ming Samuel (HKG)

Second Referee: SALEEM Ahmed (MDV)


KSA - Saudi Arabia

Scoring Spike

Limit
15.00%

Rk	No	Name	Spikes	Faults	Shots	Total Attempts	Eff %
1	2	ALJAHANI Majed Mohammed S	18	3	14	35	42.86
2	9	ALKHAWAHER Dhia Ali A	15	6	4	25	36.00
3	4	ALBAKHEET Nawaf Abdulrahman M	18	7	12	37	29.73
	15	ALKHAIBARY Esmael Abdullah A	3	2	5	10	
	18	ALKHALDI Abdulaziz Fahad S	-	2	3	5	
	3	ALBAKHET Ahmed Abdulrahman M	2	2	-	4	
	12	ALMUTAIRI Muwffaq Masoud S	1	-	1	2	
	7	ALNAJRANI Omar Mansour S	-	-	1	1	
	13	ALMABADI Ahmed Masoud M	1	-	-	1	
	10	ALGHAMDI Ayman Ahmad Y	-	-	-	-	
	14	ALDOSSARI Thamer Abdullah S	-	-	-	-	
	17	MAJRASHI Ibrahim Ali A	-	-	-	-	
Team Totals			58	22	40	120	30.00

Scoring Block


Rk	No	Name	Kill Blocks	Faults	Rebounds	Total Attempts	Avg by Set
1	18	ALKHALDI Abdulaziz Fahad S	7	1	9	17	1.40
2	15	ALKHAIBARY Esmael Abdullah A	3	6	2	11	0.60
2	2	ALJAHANI Majed Mohammed S	3	2	1	6	0.60
4	4	ALBAKHEET Nawaf Abdulrahman M	2	4	3	9	0.40
4	12	ALMUTAIRI Muwffaq Masoud S	2	3	2	7	0.40
4	9	ALKHAWAHER Dhia Ali A	2	1	1	4	0.40
7	3	ALBAKHET Ahmed Abdulrahman M	-	-	1	1	0.00
7	13	ALMABADI Ahmed Masoud M	-	1	-	1	0.00
7	14	ALDOSSARI Thamer Abdullah S	-	1	-	1	0.00
	7	ALNAJRANI Omar Mansour S	-	-	-	-	
	10	ALGHAMDI Ayman Ahmad Y	-	-	-	-	
	17	MAJRASHI Ibrahim Ali A	-	-	-	-	
Team Totals			19	19	19	57	3.80

Scoring Service


Rk	No	Name	Aces	Faults	Serve Hits	Total Attempts	Avg by Set
1	12	ALMUTAIRI Muwffaq Masoud S	-	4	16	20	0.00
1	18	ALKHALDI Abdulaziz Fahad S	-	-	17	17	0.00
1	15	ALKHAIBARY Esmael Abdullah A	-	4	13	17	0.00
1	9	ALKHAWAHER Dhia Ali A	-	2	13	15	0.00
1	2	ALJAHANI Majed Mohammed S	-	1	13	14	0.00
1	4	ALBAKHEET Nawaf Abdulrahman M	-	4	10	14	0.00
1	3	ALBAKHET Ahmed Abdulrahman M	-	-	2	2	0.00
1	13	ALMABADI Ahmed Masoud M	-	-	2	2	0.00
1	7	ALNAJRANI Omar Mansour S	-	-	1	1	0.00
1	14	ALDOSSARI Thamer Abdullah S	-	-	1	1	0.00
	10	ALGHAMDI Ayman Ahmad Y	-	-	-	-	
	17	MAJRASHI Ibrahim Ali A	-	-	-	-	
Team Totals				15	88	103	0.00

Team
Opponent Errors & Team Faults

26	7
----	---

Timing and Results provided by Tissot



SUN 28 SEP 2014
Start Time: 19:30 / End Time: 21:34

Match No.: 32

Match Statistics

경기 통계

Match Duration: 2h 04m
Spectators: 200

P3


KSA vs MYA
2 3


Teams	Sets	1	2	3	4	5	Total
KSA	2	19	25	25	22	12	103
MYA	3	25	23	23	25	15	111
	Playing Time	23m	25m	26m	24m	14m	1h 52m


First Referee: HO Tat Ming Samuel (HKG)

Second Referee: SALEEM Ahmed (MDV)

KSA - Saudi Arabia

Non-Scoring Dig	Rk	No	Name	Digs	Faults	Receptions	Total Attempts	Avg by Set	
	1	10	ALGHAMDI Ayman Ahmad Y	8	8	6	22	1.60	
	2	4	ALBAKHEET Nawaf Abdulrahman M	2	1	6	9	0.40	
	3	2	ALJAHANI Majed Mohammed S	1	3	6	10	0.20	
	3	9	ALKHAWAHER Dhia Ali A	1	2	3	6	0.20	
	3	15	ALKHAIBARY Esmael Abdullah A	1	-	3	4	0.20	
	3	7	ALNAJRANI Omar Mansour S	1	-	-	1	0.20	
	7	12	ALMUTAIRI Muwffaq Masoud S	-	2	2	4	0.00	
	7	14	ALDOSSARI Thamer Abdullah S	-	-	1	1	0.00	
	7	18	ALKHALDI Abdulaziz Fahad S	-	1	-	1	0.00	
		3	ALBAKHET Ahmed Abdulrahman M	-	-	-	-	-	
		13	ALMABADI Ahmed Masoud M	-	-	-	-	-	
		17	MAJRASHI Ibrahim Ali A	-	-	-	-	-	
	Team Totals				14	17	27	58	2.80

Non-Scoring Set	Rk	No	Name	Running Sets	Faults	Still Sets	Total Attempts	Avg by Set	
	1	12	ALMUTAIRI Muwffaq Masoud S	47	1	51	99	9.40	
	2	14	ALDOSSARI Thamer Abdullah S	5	-	7	12	1.00	
	3	4	ALBAKHEET Nawaf Abdulrahman M	1	-	-	1	0.20	
	3	10	ALGHAMDI Ayman Ahmad Y	1	-	-	1	0.20	
	3	18	ALKHALDI Abdulaziz Fahad S	1	-	-	1	0.20	
	6	2	ALJAHANI Majed Mohammed S	-	-	2	2	0.00	
	6	15	ALKHAIBARY Esmael Abdullah A	-	-	1	1	0.00	
	6	3	ALBAKHET Ahmed Abdulrahman M	-	1	-	1	0.00	
		7	ALNAJRANI Omar Mansour S	-	-	-	-	-	
		9	ALKHAWAHER Dhia Ali A	-	-	-	-	-	
		13	ALMABADI Ahmed Masoud M	-	-	-	-	-	
		17	MAJRASHI Ibrahim Ali A	-	-	-	-	-	
	Team Totals				55	2	61	118	11.00

Non-Scoring Reception	Rk	No	Name	Excellents	Faults	Serve Receptions	Total Attempts	Succ %	
	1	9	ALKHAWAHER Dhia Ali A	16	1	14	31	51.61	
	2	2	ALJAHANI Majed Mohammed S	15	1	23	39	38.46	
		10	ALGHAMDI Ayman Ahmad Y	12	1	11	24		
		3	ALBAKHET Ahmed Abdulrahman M	-	-	2	2		
		7	ALNAJRANI Omar Mansour S	-	1	1	2		
		4	ALBAKHEET Nawaf Abdulrahman M	-	-	-	-		
		12	ALMUTAIRI Muwffaq Masoud S	-	-	-	-		
		13	ALMABADI Ahmed Masoud M	-	-	-	-		
		14	ALDOSSARI Thamer Abdullah S	-	-	-	-		
		15	ALKHAIBARY Esmael Abdullah A	-	-	-	-		
		17	MAJRASHI Ibrahim Ali A	-	-	-	-		
		18	ALKHALDI Abdulaziz Fahad S	-	-	-	-		
	Limit								
	25.00%				43	4	51	98	43.88
	Team Totals								

Timing and Results provided by Tissot



Match No.: 32

Match Statistics

경기 통계

Match Duration: 2h 04m
Spectators: 200

P3


KSA vs MYA
2 3

Teams	Sets	1	2	3	4	5	Total
KSA	2	19	25	25	22	12	103
MYA	3	25	23	23	25	15	111
	Playing Time	23m	25m	26m	24m	14m	1h 52m


First Referee: HO Tat Ming Samuel (HKG)

Second Referee: SALEEM Ahmed (MDV)


MYA - Myanmar

Scoring Spike

Limit 15.00%

Rk	No	Name	Spikes	Faults	Shots	Total Attempts	Eff %
1	11	AUNG Thu	31	9	20	60	36.67
2	9	DO Mae Ni Ko	4	3	11	18	5.56
	5	WIN Tun Oo	6	8	5	19	
	3	ZAW Myo	4	5	3	12	
	17	THWIN Htoo Zin	8	2	1	11	
	1	NAY Lin Aung	6	3	2	11	
	2	KYAW Kyaw Htway	1	3	-	4	
	4	MYO Min Oo	1	-	-	1	
	7	KHWE Char Maung	-	-	-	-	
	12	YAN Lin Aung	-	-	-	-	
	18	NAY Lin Aung	-	-	-	-	
Team Totals			61	33	42	136	20.59

Scoring Block


Rk	No	Name	Kill Blocks	Faults	Rebounds	Total Attempts	Avg by Set
1	11	AUNG Thu	3	3	3	9	0.60
2	3	ZAW Myo	2	4	1	7	0.40
3	17	THWIN Htoo Zin	1	4	8	13	0.20
3	9	DO Mae Ni Ko	1	3	4	8	0.20
3	4	MYO Min Oo	1	3	1	5	0.20
3	1	NAY Lin Aung	1	-	2	3	0.20
7	2	KYAW Kyaw Htway	-	2	4	6	0.00
7	5	WIN Tun Oo	-	1	1	2	0.00
	7	KHWE Char Maung	-	-	-	-	
	12	YAN Lin Aung	-	-	-	-	
	18	NAY Lin Aung	-	-	-	-	
Team Totals			9	20	24	53	1.80

Scoring Service


Rk	No	Name	Aces	Faults	Serve Hits	Total Attempts	Avg by Set
1	17	THWIN Htoo Zin	1	2	17	20	0.20
1	11	AUNG Thu	1	4	15	20	0.20
1	9	DO Mae Ni Ko	1	-	18	19	0.20
1	1	NAY Lin Aung	1	-	10	11	0.20
5	2	KYAW Kyaw Htway	-	2	17	19	0.00
5	3	ZAW Myo	-	1	10	11	0.00
5	5	WIN Tun Oo	-	1	5	6	0.00
5	4	MYO Min Oo	-	-	5	5	0.00
	7	KHWE Char Maung	-	-	-	-	
	12	YAN Lin Aung	-	-	-	-	
	18	NAY Lin Aung	-	-	-	-	
Team Totals			4	10	97	111	0.80

Team

Opponent Errors & Team Faults	
	37 2



Match No.: 32

Match Statistics

경기 통계

Match Duration: 2h 04m
Spectators: 200

P3


KSA vs MYA
2 3

Teams	Sets	1	2	3	4	5	Total
KSA	2	19	25	25	22	12	103
MYA	3	25	23	23	25	15	111
	Playing Time	23m	25m	26m	24m	14m	1h 52m


First Referee: HO Tat Ming Samuel (HKG)

Second Referee: SALEEM Ahmed (MDV)

MYA - Myanmar

Non-Scoring Dig


Rk	No	Name	Digs	Faults	Receptions	Total Attempts	Avg by Set
1	18	NAY Lin Aung	4	6	8	18	0.80
1	11	AUNG Thu	4	1	5	10	0.80
1	9	DO Mae Ni Ko	4	2	2	8	0.80
4	2	KYAW Kyaw Htway	2	1	7	10	0.40
4	3	ZAW Myo	2	3	3	8	0.40
4	5	WIN Tun Oo	2	-	5	7	0.40
4	1	NAY Lin Aung	2	2	1	5	0.40
8	17	THWIN Htoo Zin	1	2	1	4	0.20
9	4	MYO Min Oo	-	1	2	3	0.00
	7	KHWE Char Maung	-	-	-	-	-
	12	YAN Lin Aung	-	-	-	-	-
Team Totals			21	18	34	73	4.20

Non-Scoring Set


Rk	No	Name	Running Sets	Faults	Still Sets	Total Attempts	Avg by Set
1	2	KYAW Kyaw Htway	52	-	52	104	10.40
2	18	NAY Lin Aung	1	-	7	8	0.20
2	3	ZAW Myo	1	-	3	4	0.20
2	5	WIN Tun Oo	1	-	1	2	0.20
2	1	NAY Lin Aung	1	-	-	1	0.20
6	9	DO Mae Ni Ko	-	-	4	4	0.00
6	11	AUNG Thu	-	-	2	2	0.00
	4	MYO Min Oo	-	-	-	-	-
	7	KHWE Char Maung	-	-	-	-	-
	12	YAN Lin Aung	-	-	-	-	-
	17	THWIN Htoo Zin	-	-	-	-	-
Team Totals			56		69	125	11.20

Non-Scoring Reception

Limit
25.00%

Rk	No	Name	Excellents	Faults	Serve Receptions	Total Attempts	Succ %
1	11	AUNG Thu	15	-	26	41	36.59
	18	NAY Lin Aung	9	-	11	20	
	3	ZAW Myo	4	-	12	16	
	1	NAY Lin Aung	2	-	4	6	
	9	DO Mae Ni Ko	1	-	1	2	
	5	WIN Tun Oo	-	-	1	1	
	2	KYAW Kyaw Htway	-	-	-	-	
	4	MYO Min Oo	-	-	-	-	
	7	KHWE Char Maung	-	-	-	-	
	12	YAN Lin Aung	-	-	-	-	
	17	THWIN Htoo Zin	-	-	-	-	
Team Totals			31		55	86	36.05

LEGEND	
Avg	Average
Eff%	Efficiency
Rk	Rank
Succ%	Success %

Timing and Results provided by Tissot



Results Table - Preliminary Round

결과표 - 조별리그

As of SUN 28 SEP 2014 at 21:43

P4

Pool A				Points per Set					Total Points	Match Duration	Spectators
Match	Date	Teams	Sets	1	2	3	4	5			
2	20 SEP 2014	KOR vs KAZ	3 - 0	25 - 16	25 - 21	25 - 23			75 - 60	1h 18m	4,000
4	21 SEP 2014	TPE vs QAT	0 - 3	21 - 25	17 - 25	21 - 25			59 - 75	1h 15m	290
10	23 SEP 2014	KAZ vs QAT	0 - 3	23 - 25	22 - 25	21 - 25			66 - 75	1h 24m	230
15	24 SEP 2014	KOR vs TPE	3 - 0	25 - 22	25 - 18	25 - 20			75 - 60	1h 23m	4,000
19	26 SEP 2014	TPE vs KAZ	3 - 2	25 - 23	17 - 25	25 - 21	23 - 25	15 - 10	105 - 104	1h 54m	2,000
24	27 SEP 2014	KOR vs QAT	3 - 0	25 - 22	25 - 19	25 - 22			75 - 63	1h 25m	2,200

Pool B				Points per Set					Total Points	Match Duration	Spectators
Match	Date	Teams	Sets	1	2	3	4	5			
1	20 SEP 2014	PAK vs KUW	0 - 3	22 - 25	21 - 25	16 - 25			59 - 75	1h 24m	1,000
5	21 SEP 2014	JPN vs KSA	3 - 0	25 - 15	25 - 14	25 - 12			75 - 41	1h 09m	280
7	22 SEP 2014	KUW vs KSA	3 - 0	27 - 25	25 - 23	25 - 20			77 - 68	1h 34m	1,000
11	23 SEP 2014	PAK vs JPN	0 - 3	23 - 25	23 - 25	23 - 25			69 - 75	1h 22m	367
16	25 SEP 2014	JPN vs KUW	3 - 1	25 - 15	22 - 25	25 - 15	25 - 17		97 - 72	1h 46m	600
21	26 SEP 2014	KSA vs PAK	3 - 0	25 - 15	25 - 20	25 - 23			75 - 58	1h 14m	165

Pool C				Points per Set					Total Points	Match Duration	Spectators
Match	Date	Teams	Sets	1	2	3	4	5			
3	20 SEP 2014	IND vs HKG	3 - 1	23 - 25	25 - 18	25 - 16	25 - 21		98 - 80	1h 39m	210
8	22 SEP 2014	MDV vs HKG	0 - 3	19 - 25	22 - 25	18 - 25			59 - 75	1h 14m	300
13	24 SEP 2014	IND vs MDV	3 - 0	25 - 10	25 - 19	25 - 17			75 - 46	1h 06m	250
17	25 SEP 2014	HKG vs IRI	0 - 3	16 - 25	17 - 25	12 - 25			45 - 75	1h 08m	700
20	26 SEP 2014	IRI vs IND	3 - 0	25 - 22	25 - 22	25 - 18			75 - 62	1h 17m	350
23	27 SEP 2014	IRI vs MDV	3 - 0	25 - 10	25 - 19	25 - 21			75 - 50	1h 08m	550

Pool D				Points per Set					Total Points	Match Duration	Spectators
Match	Date	Teams	Sets	1	2	3	4	5			
6	21 SEP 2014	MYA vs CHN	0 - 3	11 - 25	12 - 25	18 - 25			41 - 75	1h 05m	350
9	22 SEP 2014	THA vs TKM	3 - 0	25 - 22	25 - 16	25 - 17			75 - 55	1h 14m	300
12	23 SEP 2014	CHN vs TKM	3 - 0	25 - 15	25 - 8	25 - 10			75 - 33	1h 01m	380
14	24 SEP 2014	MYA vs THA	0 - 3	14 - 25	17 - 25	20 - 25			51 - 75	1h 08m	250
18	25 SEP 2014	THA vs CHN	0 - 3	16 - 25	19 - 25	22 - 25			57 - 75	1h 16m	600
22	27 SEP 2014	TKM vs MYA	3 - 1	25 - 17	27 - 25	19 - 25	25 - 22		96 - 89	1h 50m	230

Pool E				Points per Set					Total Points	Match Duration	Spectators
Match	Date	Teams	Sets	1	2	3	4	5			
25	28 SEP 2014	QAT vs IRI	0 - 3	19 - 25	18 - 25	19 - 25			56 - 75	1h 15m	800
26	28 SEP 2014	KOR vs IND	3 - 0	25 - 22	27 - 25	25 - 18			77 - 65	1h 22m	3,800
36	29 SEP 2014	KOR vs IRI									
35	29 SEP 2014	QAT vs IND									

Pool F				Points per Set					Total Points	Match Duration	Spectators
Match	Date	Teams	Sets	1	2	3	4	5			
27	28 SEP 2014	JPN vs THA	3 - 0	25 - 22	25 - 22	25 - 17			75 - 61	1h 16m	500
28	28 SEP 2014	KUW vs CHN	1 - 3	26 - 24	20 - 25	12 - 25	19 - 25		77 - 99	1h 47m	300
33	29 SEP 2014	KUW vs THA									
34	29 SEP 2014	JPN vs CHN									

Pool G				Points per Set					Total Points	Match Duration	Spectators
Match	Date	Teams	Sets	1	2	3	4	5			
29	28 SEP 2014	KAZ vs HKG	3 - 0	25 - 21	25 - 20	25 - 22			75 - 63	1h 12m	260
30	28 SEP 2014	TPE vs MDV	3 - 0	25 - 21	25 - 21	25 - 17			75 - 59	1h 13m	300
37	29 SEP 2014	KAZ vs MDV									
38	29 SEP 2014	TPE vs HKG									

Pool H				Points per Set					Total Points	Match Duration	Spectators
Match	Date	Teams	Sets	1	2	3	4	5			
31	28 SEP 2014	PAK vs TKM	3 - 0	30 - 28	25 - 23	25 - 18			80 - 69	1h 23m	400
32	28 SEP 2014	KSA vs MYA	2 - 3	19 - 25	25 - 23	25 - 23	22 - 25	12 - 15	103 - 111	2h 04m	200
39	29 SEP 2014	PAK vs MYA									
40	29 SEP 2014	KSA vs TKM									

Preliminary Round

Timing and Results provided by Tissot

Results Table - Preliminary Round

결과표 - 조별리그

As of SUN 28 SEP 2014 at 21:43

Statistics of	Average match duration	Average spectators	Total spectators
	1h 21m	858	20.602

Pool A																	
Rank	Team	Ranking Points	Matches			Results Details						Sets			Points		
			Played	Won	Lost	3-0	3-1	3-2	2-3	1-3	0-3	Won	Lost	Ratio	Won	Lost	Ratio
1	KOR	9	3	3	0	3						9	0	MAX	225	183	1.230
2	QAT	6	3	2	1	2					1	6	3	2.000	213	200	1.065
3	TPE	2	3	1	2			1			2	3	8	0.375	224	254	0.882
4	KAZ	1	3	0	3				1		2	2	9	0.222	230	255	0.902

Pool B																	
Rank	Team	Ranking Points	Matches			Results Details						Sets			Points		
			Played	Won	Lost	3-0	3-1	3-2	2-3	1-3	0-3	Won	Lost	Ratio	Won	Lost	Ratio
1	JPN	9	3	3	0	2	1					9	1	9.000	247	182	1.357
2	KUW	6	3	2	1	2				1		7	3	2.333	224	224	1.000
3	KSA	3	3	1	2	1					2	3	6	0.500	184	210	0.876
4	PAK	0	3	0	3						3	0	9	0.000	186	225	0.827

Pool C																	
Rank	Team	Ranking Points	Matches			Results Details						Sets			Points		
			Played	Won	Lost	3-0	3-1	3-2	2-3	1-3	0-3	Won	Lost	Ratio	Won	Lost	Ratio
1	IRI	9	3	3	0	3						9	0	MAX	225	157	1.433
2	IND	6	3	2	1	1	1				1	6	4	1.500	235	201	1.169
3	HKG	3	3	1	2	1				1	1	4	6	0.667	200	232	0.862
4	MDV	0	3	0	3						3	0	9	0.000	155	225	0.689

Pool D																	
Rank	Team	Ranking Points	Matches			Results Details						Sets			Points		
			Played	Won	Lost	3-0	3-1	3-2	2-3	1-3	0-3	Won	Lost	Ratio	Won	Lost	Ratio
1	CHN	9	3	3	0	3						9	0	MAX	225	131	1.718
2	THA	6	3	2	1	2					1	6	3	2.000	207	181	1.144
3	TKM	3	3	1	2		1				2	3	7	0.429	184	239	0.770
4	MYA	0	3	0	3					1	2	1	9	0.111	181	246	0.736

Pool E																	
Rank	Team	Ranking Points	Matches			Results Details						Sets			Points		
			Played	Won	Lost	3-0	3-1	3-2	2-3	1-3	0-3	Won	Lost	Ratio	Won	Lost	Ratio
1	IRI	6	2	2	0	2						6	0	MAX	150	118	1.271
2	KOR	6	2	2	0	2						6	0	MAX	152	128	1.188
3	IND	0	2	0	2						2	0	6	0.000	127	152	0.836
4	QAT	0	2	0	2						2	0	6	0.000	119	150	0.793

Pool F																	
Rank	Team	Ranking Points	Matches			Results Details						Sets			Points		
			Played	Won	Lost	3-0	3-1	3-2	2-3	1-3	0-3	Won	Lost	Ratio	Won	Lost	Ratio
1	CHN	6	2	2	0	1	1					6	1	6.000	174	134	1.299
2	JPN	6	2	2	0	1	1					6	1	6.000	172	133	1.293
3	KUW	0	2	0	2					2		2	6	0.333	149	196	0.760
4	THA	0	2	0	2						2	0	6	0.000	118	150	0.787

Pool G																	
Rank	Team	Ranking Points	Matches			Results Details						Sets			Points		
			Played	Won	Lost	3-0	3-1	3-2	2-3	1-3	0-3	Won	Lost	Ratio	Won	Lost	Ratio
1	TPE	5	2	2	0	1		1				6	2	3.000	180	163	1.104
2	KAZ	4	2	1	1	1			1			5	3	1.667	179	168	1.065
3	HKG	3	2	1	1	1					1	3	3	1.000	138	134	1.030
4	MDV	0	2	0	2						2	0	6	0.000	118	150	0.787

Pool H																	
Rank	Team	Ranking Points	Matches			Results Details						Sets			Points		
			Played	Won	Lost	3-0	3-1	3-2	2-3	1-3	0-3	Won	Lost	Ratio	Won	Lost	Ratio
1	KSA	4	2	1	1	1			1			5	3	1.667	178	169	1.053
2	PAK	3	2	1	1	1					1	3	3	1.000	138	144	0.958
3	TKM	3	2	1	1		1				1	3	4	0.750	165	169	0.976
4	MYA	2	2	1	1			1		1		4	5	0.800	200	199	1.005

LEGEND																	
MAX Ratio with no points or sets lost Ratio Ratio of points or sets won/lost																	

Timing and Results provided by Tissot





Teams Ranking by Skills


스킬별 팀 순위

As of SUN 28 SEP 2014 at 21:43

P6

Scoring Spike	Rk	Name	Spikes	Faults	Shots	Total Attempts	Eff %
	1	CHN - China	167	25	95	287	49.48
	2	IRI - Iran	175	41	83	299	44.82
	3	THA - Thailand	168	47	86	301	40.20
	4	JPN - Japan	170	45	108	323	38.70
	5	KOR - Republic of Korea	179	63	74	316	36.71
	6	IND - India	166	50	116	332	34.94
	7	QAT - Qatar	140	50	114	304	29.61
	8	KUW - Kuwait	165	59	139	363	29.20
	9	TPE - Chinese Taipei	173	73	103	349	28.65
	10	PAK - Pakistan	167	67	117	351	28.49
	11	KAZ - Kazakhstan	166	66	123	355	28.17
	12	KSA - Saudi Arabia	163	67	121	351	27.35
	13	HKG - Hong Kong, China	152	72	126	350	22.86
	14	MDV - Maldives	111	63	89	263	18.25
	15	MYA - Myanmar	172	106	131	409	16.14
	16	TKM - Turkmenistan	131	80	153	364	14.01
Tournament Totals			2565	974	1778	5317	29.92

Scoring Block	Rk	Name	Kill Blocks	Faults	Rebounds	Total Attempts	Avg by Set
	1	QAT - Qatar	36	63	44	143	3.00
	2	CHN - China	36	76	50	162	2.77
	3	KSA - Saudi Arabia	34	65	54	153	2.43
	4	KAZ - Kazakhstan	33	65	58	156	2.36
	5	JPN - Japan	30	65	62	157	2.31
	6	IND - India	29	86	65	180	2.23
	7	KUW - Kuwait	27	65	71	163	1.93
	8	MYA - Myanmar	28	64	65	157	1.87
	9	TKM - Turkmenistan	24	62	47	133	1.85
	10	KOR - Republic of Korea	22	48	54	124	1.83
	11	TPE - Chinese Taipei	25	72	49	146	1.79
	12	THA - Thailand	21	63	48	132	1.75
	13	HKG - Hong Kong, China	21	58	46	125	1.62
	14	PAK - Pakistan	19	56	48	123	1.58
	15	IRI - Iran	16	56	49	121	1.33
	16	MDV - Maldives	11	55	24	90	0.92
Tournament Totals			412	1019	834	2265	3.96

Scoring Service	Rk	Name	Aces	Faults	Serve Hits	Total Attempts	Avg by Set
	1	IRI - Iran	33	45	214	292	2.75
	2	CHN - China	28	41	248	317	2.15
	3	JPN - Japan	23	47	246	316	1.77
	4	TPE - Chinese Taipei	20	47	229	296	1.43
	5	KOR - Republic of Korea	17	53	230	300	1.42
	6	KUW - Kuwait	19	42	238	299	1.36
	7	QAT - Qatar	15	40	212	267	1.25
	8	IND - India	15	19	267	301	1.15
	8	HKG - Hong Kong, China	15	35	213	263	1.15
	10	MDV - Maldives	13	42	168	223	1.08
	11	MYA - Myanmar	15	39	244	298	1.00
	11	PAK - Pakistan	12	51	204	267	1.00
	13	TKM - Turkmenistan	11	22	223	256	0.85
	14	THA - Thailand	7	46	214	267	0.58
	15	KAZ - Kazakhstan	8	46	255	309	0.57

Timing and Results provided by Tissot




Teams Ranking by Skills

스킬별 팀 순위

As of SUN 28 SEP 2014 at 21:43

P6

Scoring Service	Rk	Name	Aces	Faults	Serve Hits	Total Attempts	Avg by Set
	16	KSA - Saudi Arabia	4	48	240	292	0.29
	Tournament Totals		255	663	3645	4563	2.45





Teams Ranking by Skills


스킬별 팀 순위

As of SUN 28 SEP 2014 at 21:43

P6

Non-Scoring Dig	Rk	Name	Digs	Faults	Receptions	Total Attempts	Avg by Set
	1	PAK - Pakistan	33	29	109	171	2.75
	2	KOR - Republic of Korea	26	31	103	160	2.17
	3	MYA - Myanmar	32	52	134	218	2.13
	4	QAT - Qatar	24	43	86	153	2.00
	5	TKM - Turkmenistan	24	47	138	209	1.85
	6	KSA - Saudi Arabia	23	48	104	175	1.64
	7	JPN - Japan	17	36	137	190	1.31
	7	HKG - Hong Kong, China	17	44	109	170	1.31
	9	KAZ - Kazakhstan	18	42	116	176	1.29
	9	TPE - Chinese Taipei	18	42	108	168	1.29
	11	IND - India	14	50	127	191	1.08
	12	KUW - Kuwait	12	57	144	213	0.86
	13	CHN - China	11	31	112	154	0.85
	14	IRI - Iran	10	22	128	160	0.83
	15	THA - Thailand	8	44	120	172	0.67
	16	MDV - Maldives	5	43	83	131	0.42
Tournament Totals			292	661	1858	2811	2.81

Non-Scoring Set	Rk	Name	Running Sets	Faults	Still Sets	Total Attempts	Avg by Set
	1	KOR - Republic of Korea	173	2	138	313	14.42
	2	THA - Thailand	159	3	130	292	13.25
	3	PAK - Pakistan	154	4	178	336	12.83
	4	IRI - Iran	153	-	119	272	12.75
	5	JPN - Japan	162	1	149	312	12.46
	6	CHN - China	157	2	112	271	12.08
	7	IND - India	156	3	161	320	12.00
	8	TPE - Chinese Taipei	164	3	170	337	11.71
	9	KUW - Kuwait	158	9	195	362	11.29
	10	KAZ - Kazakhstan	153	4	182	339	10.93
	11	QAT - Qatar	131	3	158	292	10.92
	12	KSA - Saudi Arabia	152	5	178	335	10.86
	13	HKG - Hong Kong, China	140	8	188	336	10.77
	14	MYA - Myanmar	158	1	216	375	10.53
	15	TKM - Turkmenistan	123	3	216	342	9.46
	16	MDV - Maldives	109	2	153	264	9.08
Tournament Totals			2402	53	2643	5098	23.10

Non-Scoring Reception	Rk	Name	Excellents	Faults	Serve Receptions	Total Attempts	Succ %
	1	KOR - Republic of Korea	115	5	89	209	55.02
	2	IRI - Iran	92	15	77	184	50.00
	3	JPN - Japan	92	11	87	190	48.42
	4	CHN - China	84	6	88	178	47.19
	5	TPE - Chinese Taipei	117	15	126	258	45.35
	6	PAK - Pakistan	111	15	125	251	44.22
	7	IND - India	100	11	117	228	43.86
	8	KAZ - Kazakhstan	110	24	123	257	42.80
	9	QAT - Qatar	96	13	118	227	42.29
	10	KSA - Saudi Arabia	109	17	138	264	41.29
	11	HKG - Hong Kong, China	106	24	133	263	40.30
	12	THA - Thailand	82	11	117	210	39.05
	13	KUW - Kuwait	101	14	148	263	38.40
	14	MYA - Myanmar	83	16	192	291	28.52
	15	TKM - Turkmenistan	65	21	174	260	25.00

Timing and Results provided by Tissot




Teams Ranking by Skills

스킬별 팀 순위

As of SUN 28 SEP 2014 at 21:43

P6

Non-Scoring Reception	Rk	Name	Excellents	Faults	Serve Receptions	Total Attempts	Succ %
	16	MDV - Maldives	51	23	153	227	22.47
	Tournament Totals		1514	241	2005	3760	40.27

LEGEND		Eff%		Rk		Succ%	
Avg	Average	Eff%	Efficiency	Rk	Rank	Succ%	Success %

Timing and Results provided by Tissot





Cumulative Statistics by Skills


스킬별 누적통계

CHN - China

AFTER 4 MATCHES

Scoring Spike	No	Name	Spikes	Faults	Shots	Total Attempts	Eff %
	3	YUAN Zhi	24	6	17	47	38.30
	4	ZHANG Chen	32	1	17	50	62.00
	6	LIANG Chunlong	7	2	2	11	45.45
	7	ZHONG Weijun	42	6	22	70	51.43
	8	CUI Jianjun	2	2	2	6	0.00
	11	GENG Xin	24	1	6	31	74.19
	13	KOU Zhichao	21	4	13	38	44.74
	14	XU Jingtao	8	1	7	16	43.75
	15	LI Runming	1	1	2	4	0.00
	16	REN Qi	-	-	-	-	0.00
	18	JI Daoshuai	6	1	7	14	35.71
	22	MAO Tianyi	-	-	-	-	0.00
	Team Totals			167	25	95	287

Scoring Block	No	Name	Kill Blocks	Faults	Rebounds	Total Attempts	Avg by Set
	3	YUAN Zhi	1	4	2	7	0.08
	4	ZHANG Chen	2	7	1	10	0.15
	6	LIANG Chunlong	3	7	4	14	0.23
	7	ZHONG Weijun	2	8	7	17	0.15
	8	CUI Jianjun	-	-	-	-	0.00
	11	GENG Xin	9	12	13	34	0.69
	13	KOU Zhichao	3	10	4	17	0.23
	14	XU Jingtao	8	16	11	35	0.62
	15	LI Runming	7	11	4	22	0.54
	16	REN Qi	-	-	1	1	0.00
	18	JI Daoshuai	-	1	1	2	0.00
	22	MAO Tianyi	1	-	2	3	0.08
	Team Totals			36	76	50	162

Scoring Service	No	Name	Aces	Faults	Serve Hits	Total Attempts	Avg by Set
	3	YUAN Zhi	3	6	17	26	0.23
	4	ZHANG Chen	5	1	51	57	0.38
	6	LIANG Chunlong	1	3	32	36	0.08
	7	ZHONG Weijun	3	8	33	44	0.23
	8	CUI Jianjun	1	1	4	6	0.08
	11	GENG Xin	2	2	36	40	0.15
	13	KOU Zhichao	6	8	27	41	0.46
	14	XU Jingtao	3	1	18	22	0.23
	15	LI Runming	3	8	23	34	0.23
	16	REN Qi	-	-	-	-	0.00
	18	JI Daoshuai	-	3	1	4	0.00
	22	MAO Tianyi	1	-	6	7	0.08
	Team Totals			28	41	248	317

Team	Opponent Errors & Team Faults	93	2
------	-------------------------------	----	---





Cumulative Statistics by Skills


스킬별 누적통계

CHN - China

AFTER 4 MATCHES

Non-Scoring Dig	No	Name	Digs	Faults	Receptions	Total Attempts	Avg by Set
	3	YUAN Zhi	-	1	19	20	0.00
	4	ZHANG Chen	2	4	7	13	0.15
	6	LIANG Chunlong	-	1	6	7	0.00
	7	ZHONG Weijun	-	4	9	13	0.00
	8	CUI Jianjun	-	1	3	4	0.00
	11	GENG Xin	-	2	4	6	0.00
	13	KOU Zhichao	1	2	4	7	0.08
	14	XU Jingtao	-	1	6	7	0.00
	15	LI Runming	2	7	16	25	0.15
	16	REN Qi	5	6	35	46	0.38
	18	JI Daoshuai	-	1	2	3	0.00
	22	MAO Tianyi	1	1	1	3	0.08
	Team Totals			11	31	112	154

Non-Scoring Set	No	Name	Running Sets	Faults	Still Sets	Total Attempts	Avg by Set
	3	YUAN Zhi	-	-	-	-	0.00
	4	ZHANG Chen	2	-	2	4	0.15
	6	LIANG Chunlong	-	1	1	2	0.00
	7	ZHONG Weijun	1	-	1	2	0.08
	8	CUI Jianjun	-	-	3	3	0.00
	11	GENG Xin	2	-	5	7	0.15
	13	KOU Zhichao	1	1	1	3	0.08
	14	XU Jingtao	2	-	-	2	0.15
	15	LI Runming	123	-	77	200	9.46
	16	REN Qi	5	-	6	11	0.38
	18	JI Daoshuai	-	-	-	-	0.00
	22	MAO Tianyi	21	-	16	37	1.62
	Team Totals			157	2	112	271

Non-Scoring Reception	No	Name	Excellents	Faults	Serve Receptions	Total Attempts	Succ %
	3	YUAN Zhi	1	-	2	3	33.33
	4	ZHANG Chen	39	1	38	78	50.00
	6	LIANG Chunlong	-	1	-	1	0.00
	7	ZHONG Weijun	12	2	21	35	34.29
	8	CUI Jianjun	9	-	5	14	64.29
	11	GENG Xin	1	-	1	2	50.00
	13	KOU Zhichao	-	-	-	-	0.00
	14	XU Jingtao	1	-	-	1	100.00
	15	LI Runming	1	-	-	1	100.00
	16	REN Qi	17	1	17	35	48.57
	18	JI Daoshuai	3	1	4	8	37.50
	22	MAO Tianyi	-	-	-	-	0.00
	Team Totals			84	6	88	178

LEGEND			
Avg	Eff%	Succ%	
Average	Efficiency	Success %	

Timing and Results provided by Tissot





Cumulative Statistics by Skills


스킬별 누적통계

HKG - Hong Kong, China

AFTER 4 MATCHES

Scoring Spike	No	Name	Spikes	Faults	Shots	Total Attempts	Eff %
	4	YIK Chi Hin	-	1	-	1	0.00
	5	KWONG Ngai Shing Jacky	-	-	2	2	0.00
	7	LAM Chun Man	18	11	22	51	13.73
	8	LEE Man Sing	24	4	11	39	51.28
	9	CHUNG Wai Sze	2	1	1	4	25.00
	11	SIU Cheong Hung	29	13	30	72	22.22
	12	WU Lok Kan	3	1	4	8	25.00
	13	NG Kin Pong Jonathan	-	-	-	-	0.00
	14	KWOK Chung Kan	-	-	-	-	0.00
	15	LUK Chun Ho	3	2	3	8	12.50
	18	YAU Tze Ching	15	9	8	32	18.75
20	CHAN Alex Chi Wai	58	30	45	133	21.05	
Team Totals			152	72	126	350	22.86

Scoring Block	No	Name	Kill Blocks	Faults	Rebounds	Total Attempts	Avg by Set
	4	YIK Chi Hin	-	-	-	-	0.00
	5	KWONG Ngai Shing Jacky	-	2	-	2	0.00
	7	LAM Chun Man	1	6	5	12	0.08
	8	LEE Man Sing	4	14	9	27	0.31
	9	CHUNG Wai Sze	2	4	5	11	0.15
	11	SIU Cheong Hung	6	8	8	22	0.46
	12	WU Lok Kan	-	3	4	7	0.00
	13	NG Kin Pong Jonathan	-	-	-	-	0.00
	14	KWOK Chung Kan	-	-	-	-	0.00
	15	LUK Chun Ho	2	1	1	4	0.15
	18	YAU Tze Ching	3	10	8	21	0.23
20	CHAN Alex Chi Wai	3	10	6	19	0.23	
Team Totals			21	58	46	125	1.62

Scoring Service	No	Name	Aces	Faults	Serve Hits	Total Attempts	Avg by Set
	4	YIK Chi Hin	-	-	3	3	0.00
	5	KWONG Ngai Shing Jacky	-	1	11	12	0.00
	7	LAM Chun Man	2	2	30	34	0.15
	8	LEE Man Sing	2	2	26	30	0.15
	9	CHUNG Wai Sze	-	9	33	42	0.00
	11	SIU Cheong Hung	2	4	34	40	0.15
	12	WU Lok Kan	-	-	6	6	0.00
	13	NG Kin Pong Jonathan	-	-	-	-	0.00
	14	KWOK Chung Kan	-	2	13	15	0.00
	15	LUK Chun Ho	-	-	4	4	0.00
	18	YAU Tze Ching	5	2	30	37	0.38
20	CHAN Alex Chi Wai	4	13	23	40	0.31	
Team Totals			15	35	213	263	1.15

Team	Opponent Errors & Team Faults	75	2
------	-------------------------------	----	---





Cumulative Statistics by Skills


스킬별 누적통계

HKG - Hong Kong, China

AFTER 4 MATCHES

Non-Scoring Dig	No	Name	Digs	Faults	Receptions	Total Attempts	Avg by Set
	4	YIK Chi Hin	-	-	-	-	0.00
	5	KWONG Ngai Shing Jacky	-	3	5	8	0.00
	7	LAM Chun Man	-	9	17	26	0.00
	8	LEE Man Sing	1	2	4	7	0.08
	9	CHUNG Wai Sze	-	8	11	19	0.00
	11	SIU Cheong Hung	4	4	22	30	0.31
	12	WU Lok Kan	-	-	3	3	0.00
	13	NG Kin Pong Jonathan	7	10	20	37	0.54
	14	KWOK Chung Kan	3	4	5	12	0.23
	15	LUK Chun Ho	-	1	1	2	0.00
	18	YAU Tze Ching	-	1	5	6	0.00
	20	CHAN Alex Chi Wai	2	2	16	20	0.15
Team Totals			17	44	109	170	1.31

Non-Scoring Set	No	Name	Running Sets	Faults	Still Sets	Total Attempts	Avg by Set
	4	YIK Chi Hin	-	-	-	-	0.00
	5	KWONG Ngai Shing Jacky	25	1	47	73	1.92
	7	LAM Chun Man	1	-	2	3	0.08
	8	LEE Man Sing	-	-	2	2	0.00
	9	CHUNG Wai Sze	99	5	114	218	7.62
	11	SIU Cheong Hung	5	1	6	12	0.38
	12	WU Lok Kan	1	-	1	2	0.08
	13	NG Kin Pong Jonathan	7	-	11	18	0.54
	14	KWOK Chung Kan	-	-	3	3	0.00
	15	LUK Chun Ho	-	-	-	-	0.00
	18	YAU Tze Ching	1	1	-	2	0.08
	20	CHAN Alex Chi Wai	1	-	2	3	0.08
Team Totals			140	8	188	336	10.77

Non-Scoring Reception	No	Name	Excellents	Faults	Serve Receptions	Total Attempts	Succ %
	4	YIK Chi Hin	-	-	-	-	0.00
	5	KWONG Ngai Shing Jacky	-	-	-	-	0.00
	7	LAM Chun Man	15	3	22	40	37.50
	8	LEE Man Sing	-	-	1	1	0.00
	9	CHUNG Wai Sze	-	1	-	1	0.00
	11	SIU Cheong Hung	43	6	52	101	42.57
	12	WU Lok Kan	-	-	1	1	0.00
	13	NG Kin Pong Jonathan	42	10	44	96	43.75
	14	KWOK Chung Kan	6	1	12	19	31.58
	15	LUK Chun Ho	-	3	-	3	0.00
	18	YAU Tze Ching	-	-	-	-	0.00
	20	CHAN Alex Chi Wai	-	-	1	1	0.00
Team Totals			106	24	133	263	40.30

LEGEND

Avg Average Eff% Efficiency Succ% Success %

Timing and Results provided by Tissot





Cumulative Statistics by Skills


스킬별 누적통계

IND - India

AFTER 4 MATCHES

Scoring Spike	No	Name	Spikes	Faults	Shots	Total Attempts	Eff %	
	1	GOVINDARAJAN RAMAKRISHNAN Vaishnav	13	-	7	20	65.00	
	3	MANDEEP Singh	-	2	7	9	0.00	
	4	RANJIT Singh	-	1	1	2	0.00	
	6	CHARLES Jerome Vinith	-	-	-	-	0.00	
	10	KHOIWAL Dilip	2	1	1	4	25.00	
	12	NAVJIT Singh	18	3	14	35	42.86	
	13	PRABAGARAN	32	14	20	66	27.27	
	14	SIVASUBRAMANIAN Kanagaraj	-	-	-	-	0.00	
	16	MOHAN Ukkrapandian	4	-	2	6	66.67	
	17	GURINDER Singh	45	16	35	96	30.21	
	18	MANIDURAI Naveen Raja Jacob	32	11	22	65	32.31	
	19	KATARIYA Lavmeet	20	2	7	29	62.07	
	Team Totals			166	50	116	332	34.94

Scoring Block	No	Name	Kill Blocks	Faults	Rebounds	Total Attempts	Avg by Set	
	1	GOVINDARAJAN RAMAKRISHNAN Vaishnav	5	12	6	23	0.38	
	3	MANDEEP Singh	1	4	-	5	0.08	
	4	RANJIT Singh	2	7	6	15	0.15	
	6	CHARLES Jerome Vinith	-	1	-	1	0.00	
	10	KHOIWAL Dilip	-	-	-	-	0.00	
	12	NAVJIT Singh	3	18	10	31	0.23	
	13	PRABAGARAN	5	12	8	25	0.38	
	14	SIVASUBRAMANIAN Kanagaraj	-	-	1	1	0.00	
	16	MOHAN Ukkrapandian	2	7	6	15	0.15	
	17	GURINDER Singh	1	8	8	17	0.08	
	18	MANIDURAI Naveen Raja Jacob	4	9	8	21	0.31	
	19	KATARIYA Lavmeet	6	8	12	26	0.46	
	Team Totals			29	86	65	180	2.23

Scoring Service	No	Name	Aces	Faults	Serve Hits	Total Attempts	Avg by Set	
	1	GOVINDARAJAN RAMAKRISHNAN Vaishnav	-	1	29	30	0.00	
	3	MANDEEP Singh	-	1	6	7	0.00	
	4	RANJIT Singh	1	2	14	17	0.08	
	6	CHARLES Jerome Vinith	-	1	2	3	0.00	
	10	KHOIWAL Dilip	-	3	2	5	0.00	
	12	NAVJIT Singh	3	1	37	41	0.23	
	13	PRABAGARAN	3	1	51	55	0.23	
	14	SIVASUBRAMANIAN Kanagaraj	-	-	-	-	0.00	
	16	MOHAN Ukkrapandian	2	1	37	40	0.15	
	17	GURINDER Singh	1	3	44	48	0.08	
	18	MANIDURAI Naveen Raja Jacob	3	5	29	37	0.23	
	19	KATARIYA Lavmeet	2	-	16	18	0.15	
	Team Totals			15	19	267	301	1.15

Team	Opponent Errors & Team Faults	90	2
-------------	--	----	---





Cumulative Statistics by Skills


스킬별 누적통계

IND - India

AFTER 4 MATCHES

Non-Scoring Dig	No	Name	Digs	Faults	Receptions	Total Attempts	Avg by Set
	1	GOVINDARAJAN RAMAKRISHNAN Vaishnav	-	3	2	5	0.00
	3	MANDEEP Singh	1	1	5	7	0.08
	4	RANJIT Singh	-	3	3	6	0.00
	6	CHARLES Jerome Vinith	-	-	1	1	0.00
	10	KHOIWAL Dilip	-	1	4	5	0.00
	12	NAVJIT Singh	-	2	5	7	0.00
	13	PRABAGARAN	2	9	17	28	0.15
	14	SIVASUBRAMANIAN Kanagaraj	6	18	31	55	0.46
	16	MOHAN Ukkrapandian	1	2	10	13	0.08
	17	GURINDER Singh	2	5	26	33	0.15
	18	MANIDURAI Naveen Raja Jacob	2	6	20	28	0.15
19	KATARIYA Lavmeet	-	-	3	3	0.00	
Team Totals			14	50	127	191	1.08

Non-Scoring Set	No	Name	Running Sets	Faults	Still Sets	Total Attempts	Avg by Set
	1	GOVINDARAJAN RAMAKRISHNAN Vaishnav	2	-	3	5	0.15
	3	MANDEEP Singh	-	-	1	1	0.00
	4	RANJIT Singh	45	1	51	97	3.46
	6	CHARLES Jerome Vinith	-	-	-	-	0.00
	10	KHOIWAL Dilip	-	-	-	-	0.00
	12	NAVJIT Singh	1	-	4	5	0.08
	13	PRABAGARAN	5	-	8	13	0.38
	14	SIVASUBRAMANIAN Kanagaraj	2	-	4	6	0.15
	16	MOHAN Ukkrapandian	99	2	83	184	7.62
	17	GURINDER Singh	1	-	3	4	0.08
	18	MANIDURAI Naveen Raja Jacob	-	-	3	3	0.00
19	KATARIYA Lavmeet	1	-	1	2	0.08	
Team Totals			156	3	161	320	12.00

Non-Scoring Reception	No	Name	Excellents	Faults	Serve Receptions	Total Attempts	Succ %
	1	GOVINDARAJAN RAMAKRISHNAN Vaishnav	-	-	-	-	0.00
	3	MANDEEP Singh	4	-	11	15	26.67
	4	RANJIT Singh	-	-	1	1	0.00
	6	CHARLES Jerome Vinith	-	-	-	-	0.00
	10	KHOIWAL Dilip	3	-	6	9	33.33
	12	NAVJIT Singh	-	-	1	1	0.00
	13	PRABAGARAN	37	2	35	74	50.00
	14	SIVASUBRAMANIAN Kanagaraj	28	8	21	57	49.12
	16	MOHAN Ukkrapandian	-	-	3	3	0.00
	17	GURINDER Singh	-	-	1	1	0.00
	18	MANIDURAI Naveen Raja Jacob	28	1	38	67	41.79
19	KATARIYA Lavmeet	-	-	-	-	0.00	
Team Totals			100	11	117	228	43.86

LEGEND			
Avg	Eff%	Succ%	
Average	Efficiency	Success %	

Timing and Results provided by Tissot





Cumulative Statistics by Skills


스킬별 누적통계

IRI - Iran

AFTER 4 MATCHES

Scoring Spike	No	Name	Spikes	Faults	Shots	Total Attempts	Eff %	
	1	MAHMOUDI KHATOUNABADI Shahram	55	14	25	94	43.62	
	2	EBADIPOUR GHARAHASSANLOU Milad	23	8	8	39	38.46	
	4	MAROUFLAKRANI Mirsaeid	8	3	3	14	35.71	
	5	GHAEMI Farhad	10	1	11	22	40.91	
	6	MOUSAVI ERAGHI Seyed Mohammad	4	-	2	6	66.67	
	7	FAYAZI DAMNABI Pourya	19	4	15	38	39.47	
	8	ZARIF AHANGARAN VARZANDEH Farhad	-	1	-	1	0.00	
	9	GHOLAMI Adel	8	1	1	10	70.00	
	10	GHAFOUR Amir	19	-	4	23	82.61	
	12	MIRZAJANPOURMOUZIRAJI Mojtaba	13	6	7	26	26.92	
	13	MAHDAVI Mehdi	5	1	1	7	57.14	
	15	TASHAKORI Armin	11	2	6	19	47.37	
	Team Totals			175	41	83	299	44.82

Scoring Block	No	Name	Kill Blocks	Faults	Rebounds	Total Attempts	Avg by Set	
	1	MAHMOUDI KHATOUNABADI Shahram	3	5	6	14	0.25	
	2	EBADIPOUR GHARAHASSANLOU Milad	3	2	3	8	0.25	
	4	MAROUFLAKRANI Mirsaeid	-	1	2	3	0.00	
	5	GHAEMI Farhad	-	6	2	8	0.00	
	6	MOUSAVI ERAGHI Seyed Mohammad	1	3	2	6	0.08	
	7	FAYAZI DAMNABI Pourya	1	3	6	10	0.08	
	8	ZARIF AHANGARAN VARZANDEH Farhad	-	-	-	-	0.00	
	9	GHOLAMI Adel	1	10	8	19	0.08	
	10	GHAFOUR Amir	6	4	5	15	0.50	
	12	MIRZAJANPOURMOUZIRAJI Mojtaba	-	7	2	9	0.00	
	13	MAHDAVI Mehdi	-	5	2	7	0.00	
	15	TASHAKORI Armin	1	10	11	22	0.08	
	Team Totals			16	56	49	121	1.33

Scoring Service	No	Name	Aces	Faults	Serve Hits	Total Attempts	Avg by Set	
	1	MAHMOUDI KHATOUNABADI Shahram	4	2	21	27	0.33	
	2	EBADIPOUR GHARAHASSANLOU Milad	3	4	23	30	0.25	
	4	MAROUFLAKRANI Mirsaeid	-	3	23	26	0.00	
	5	GHAEMI Farhad	7	8	23	38	0.58	
	6	MOUSAVI ERAGHI Seyed Mohammad	-	1	6	7	0.00	
	7	FAYAZI DAMNABI Pourya	5	7	8	20	0.42	
	8	ZARIF AHANGARAN VARZANDEH Farhad	-	-	-	-	0.00	
	9	GHOLAMI Adel	3	6	22	31	0.25	
	10	GHAFOUR Amir	5	5	14	24	0.42	
	12	MIRZAJANPOURMOUZIRAJI Mojtaba	1	5	16	22	0.08	
	13	MAHDAVI Mehdi	2	-	36	38	0.17	
	15	TASHAKORI Armin	3	4	22	29	0.25	
	Team Totals			33	45	214	292	2.75

Team	Opponent Errors & Team Faults	76	1





Cumulative Statistics by Skills


스킬별 누적통계

IRI - Iran

AFTER 4 MATCHES

Non-Scoring Dig	No	Name	Digs	Faults	Receptions	Total Attempts	Avg by Set	
	1	MAHMOUDI KHATOUNABADI Shahram	-	1	16	17	0.00	
	2	EBADIPOUR GHARAHASSANLOU Milad	1	3	9	13	0.08	
	4	MAROUFLAKRANI Mirsaeid	-	2	12	14	0.00	
	5	GHAEMI Farhad	-	-	9	9	0.00	
	6	MOUSAVI ERAGHI Seyed Mohammad	-	-	2	2	0.00	
	7	FAYAZI DAMNABI Pourya	1	2	13	16	0.08	
	8	ZARIF AHANGARAN VARZANDEH Farhad	4	7	30	41	0.33	
	9	GHOLAMI Adel	1	-	5	6	0.08	
	10	GHAFOUR Amir	1	2	8	11	0.08	
	12	MIRZAJANPOURMOUZIRAJI Mojtaba	-	2	9	11	0.00	
	13	MAHDAVI Mehdi	2	2	10	14	0.17	
	15	TASHAKORI Armin	-	1	5	6	0.00	
	Team Totals			10	22	128	160	0.83

Non-Scoring Set	No	Name	Running Sets	Faults	Still Sets	Total Attempts	Avg by Set	
	1	MAHMOUDI KHATOUNABADI Shahram	1	-	2	3	0.08	
	2	EBADIPOUR GHARAHASSANLOU Milad	1	-	1	2	0.08	
	4	MAROUFLAKRANI Mirsaeid	68	-	29	97	5.67	
	5	GHAEMI Farhad	1	-	5	6	0.08	
	6	MOUSAVI ERAGHI Seyed Mohammad	-	-	1	1	0.00	
	7	FAYAZI DAMNABI Pourya	-	-	7	7	0.00	
	8	ZARIF AHANGARAN VARZANDEH Farhad	4	-	10	14	0.33	
	9	GHOLAMI Adel	-	-	7	7	0.00	
	10	GHAFOUR Amir	5	-	1	6	0.42	
	12	MIRZAJANPOURMOUZIRAJI Mojtaba	-	-	-	-	0.00	
	13	MAHDAVI Mehdi	71	-	55	126	5.92	
	15	TASHAKORI Armin	2	-	1	3	0.17	
	Team Totals			153		119	272	12.75

Non-Scoring Reception	No	Name	Excellents	Faults	Serve Receptions	Total Attempts	Succ %	
	1	MAHMOUDI KHATOUNABADI Shahram	-	1	-	1	0.00	
	2	EBADIPOUR GHARAHASSANLOU Milad	21	3	16	40	52.50	
	4	MAROUFLAKRANI Mirsaeid	-	-	1	1	0.00	
	5	GHAEMI Farhad	18	2	10	30	60.00	
	6	MOUSAVI ERAGHI Seyed Mohammad	-	-	-	-	0.00	
	7	FAYAZI DAMNABI Pourya	11	1	15	27	40.74	
	8	ZARIF AHANGARAN VARZANDEH Farhad	37	3	24	64	57.81	
	9	GHOLAMI Adel	-	1	-	1	0.00	
	10	GHAFOUR Amir	-	-	-	-	0.00	
	12	MIRZAJANPOURMOUZIRAJI Mojtaba	5	3	11	19	26.32	
	13	MAHDAVI Mehdi	-	-	-	-	0.00	
	15	TASHAKORI Armin	-	1	-	1	0.00	
	Team Totals			92	15	77	184	50.00

LEGEND			
Avg	Eff%	Succ%	
Average	Efficiency	Success %	

Timing and Results provided by Tissot





Cumulative Statistics by Skills


스킬별 누적통계

JPN - Japan

AFTER 4 MATCHES

Scoring Spike	No	Name	Spikes	Faults	Shots	Total Attempts	Eff %	
	1	SHIMIZU Kunihiro	31	16	17	64	23.44	
	6	UCHIYAMA Shohei	-	-	2	2	0.00	
	7	KOSHIKAWA Yu	51	8	32	91	47.25	
	8	TSUBAKIYAMA Ryosuke	18	5	11	34	38.24	
	11	YANAGIDA Masahiro	3	-	1	4	75.00	
	12	YAMAUCHI Akihiro	10	2	8	20	40.00	
	13	FUKATSU Hideomi	2	1	-	3	33.33	
	14	ISHIKAWA Yuki	15	6	13	34	26.47	
	16	DEKITA Takashi	17	2	4	23	65.22	
	17	NAGANO Takeshi	-	-	-	-	0.00	
	18	YONEYAMA Yuta	18	4	17	39	35.90	
	19	FUSHIMI Yamato	5	1	3	9	44.44	
	Team Totals			170	45	108	323	38.70

Scoring Block	No	Name	Kill Blocks	Faults	Rebounds	Total Attempts	Avg by Set	
	1	SHIMIZU Kunihiro	4	5	6	15	0.31	
	6	UCHIYAMA Shohei	-	1	3	4	0.00	
	7	KOSHIKAWA Yu	2	14	5	21	0.15	
	8	TSUBAKIYAMA Ryosuke	2	3	4	9	0.15	
	11	YANAGIDA Masahiro	-	-	1	1	0.00	
	12	YAMAUCHI Akihiro	12	10	18	40	0.92	
	13	FUKATSU Hideomi	4	7	7	18	0.31	
	14	ISHIKAWA Yuki	1	6	3	10	0.08	
	16	DEKITA Takashi	4	9	8	21	0.31	
	17	NAGANO Takeshi	-	-	-	-	0.00	
	18	YONEYAMA Yuta	1	5	7	13	0.08	
	19	FUSHIMI Yamato	-	5	-	5	0.00	
	Team Totals			30	65	62	157	2.31

Scoring Service	No	Name	Aces	Faults	Serve Hits	Total Attempts	Avg by Set	
	1	SHIMIZU Kunihiro	3	6	23	32	0.23	
	6	UCHIYAMA Shohei	-	-	1	1	0.00	
	7	KOSHIKAWA Yu	13	11	38	62	1.00	
	8	TSUBAKIYAMA Ryosuke	1	3	15	19	0.08	
	11	YANAGIDA Masahiro	-	5	5	10	0.00	
	12	YAMAUCHI Akihiro	3	6	28	37	0.23	
	13	FUKATSU Hideomi	1	4	53	58	0.08	
	14	ISHIKAWA Yuki	1	4	12	17	0.08	
	16	DEKITA Takashi	1	1	40	42	0.08	
	17	NAGANO Takeshi	-	-	-	-	0.00	
	18	YONEYAMA Yuta	-	6	25	31	0.00	
	19	FUSHIMI Yamato	-	1	6	7	0.00	
	Team Totals			23	47	246	316	1.77

Team	Opponent Errors & Team Faults	99	2
-------------	--	----	---





Cumulative Statistics by Skills


스킬별 누적통계

JPN - Japan

AFTER 4 MATCHES

Non-Scoring Dig	No	Name	Digs	Faults	Receptions	Total Attempts	Avg by Set
	1	SHIMIZU Kunihiro	-	1	12	13	0.00
	6	UCHIYAMA Shohei	-	-	2	2	0.00
	7	KOSHIKAWA Yu	2	8	24	34	0.15
	8	TSUBAKIYAMA Ryosuke	-	1	8	9	0.00
	11	YANAGIDA Masahiro	-	2	2	4	0.00
	12	YAMAUCHI Akihiro	-	1	6	7	0.00
	13	FUKATSU Hideomi	4	7	23	34	0.31
	14	ISHIKAWA Yuki	1	1	5	7	0.08
	16	DEKITA Takashi	2	1	5	8	0.15
	17	NAGANO Takeshi	7	6	36	49	0.54
	18	YONEYAMA Yuta	1	8	13	22	0.08
	19	FUSHIMI Yamato	-	-	1	1	0.00
	Team Totals			17	36	137	190

Non-Scoring Set	No	Name	Running Sets	Faults	Still Sets	Total Attempts	Avg by Set
	1	SHIMIZU Kunihiro	-	-	1	1	0.00
	6	UCHIYAMA Shohei	19	-	7	26	1.46
	7	KOSHIKAWA Yu	3	-	5	8	0.23
	8	TSUBAKIYAMA Ryosuke	1	-	1	2	0.08
	11	YANAGIDA Masahiro	-	-	-	-	0.00
	12	YAMAUCHI Akihiro	-	-	1	1	0.00
	13	FUKATSU Hideomi	125	-	112	237	9.62
	14	ISHIKAWA Yuki	1	1	1	3	0.08
	16	DEKITA Takashi	-	-	-	-	0.00
	17	NAGANO Takeshi	7	-	14	21	0.54
	18	YONEYAMA Yuta	6	-	7	13	0.46
	19	FUSHIMI Yamato	-	-	-	-	0.00
	Team Totals			162	1	149	312

Non-Scoring Reception	No	Name	Excellents	Faults	Serve Receptions	Total Attempts	Succ %
	1	SHIMIZU Kunihiro	-	-	-	-	0.00
	6	UCHIYAMA Shohei	-	-	-	-	0.00
	7	KOSHIKAWA Yu	9	-	14	23	39.13
	8	TSUBAKIYAMA Ryosuke	-	-	-	-	0.00
	11	YANAGIDA Masahiro	-	-	2	2	0.00
	12	YAMAUCHI Akihiro	-	-	2	2	0.00
	13	FUKATSU Hideomi	-	-	1	1	0.00
	14	ISHIKAWA Yuki	14	4	13	31	45.16
	16	DEKITA Takashi	-	-	-	-	0.00
	17	NAGANO Takeshi	35	2	25	62	56.45
	18	YONEYAMA Yuta	34	5	30	69	49.28
	19	FUSHIMI Yamato	-	-	-	-	0.00
	Team Totals			92	11	87	190

LEGEND			
Avg	Eff%	Succ%	
Average	Efficiency	Success %	

Timing and Results provided by Tissot





Cumulative Statistics by Skills


스킬별 누적통계

KAZ - Kazakhstan

AFTER 4 MATCHES

Scoring Spike	No	Name	Spikes	Faults	Shots	Total Attempts	Eff %
	2	KUZNETSOV Anton	-	-	-	-	0.00
	3	YUDIN Anton	24	3	15	42	50.00
	4	STOLNIKOV Alexandr	3	-	1	4	75.00
	5	KUZNETSOV Sergey	-	-	-	-	0.00
	6	BAIBEKOV Kairat	-	-	-	-	0.00
	7	GORBATKOV Dmitriy	-	1	2	3	0.00
	8	GABDULIN Kanat	2	1	-	3	33.33
	9	IMANGALIYEV Marat	32	20	34	86	13.95
	12	KADIRKHANOV Nodirkhan	26	5	6	37	56.76
	17	RADKEVICH Sergey	35	14	28	77	27.27
	18	VORIVODIN Vitaliy	33	15	26	74	24.32
	19	MAMEDOV Maxim	11	7	11	29	13.79
	Team Totals			166	66	123	355

Scoring Block	No	Name	Kill Blocks	Faults	Rebounds	Total Attempts	Avg by Set
	2	KUZNETSOV Anton	-	-	-	-	0.00
	3	YUDIN Anton	9	14	20	43	0.64
	4	STOLNIKOV Alexandr	1	-	-	1	0.07
	5	KUZNETSOV Sergey	-	-	-	-	0.00
	6	BAIBEKOV Kairat	-	-	-	-	0.00
	7	GORBATKOV Dmitriy	1	-	-	1	0.07
	8	GABDULIN Kanat	2	3	4	9	0.14
	9	IMANGALIYEV Marat	5	15	10	30	0.36
	12	KADIRKHANOV Nodirkhan	7	18	11	36	0.50
	17	RADKEVICH Sergey	4	5	9	18	0.29
	18	VORIVODIN Vitaliy	4	9	1	14	0.29
	19	MAMEDOV Maxim	-	1	3	4	0.00
	Team Totals			33	65	58	156

Scoring Service	No	Name	Aces	Faults	Serve Hits	Total Attempts	Avg by Set
	2	KUZNETSOV Anton	-	-	-	-	0.00
	3	YUDIN Anton	2	14	41	57	0.14
	4	STOLNIKOV Alexandr	-	-	7	7	0.00
	5	KUZNETSOV Sergey	-	-	-	-	0.00
	6	BAIBEKOV Kairat	-	-	-	-	0.00
	7	GORBATKOV Dmitriy	-	-	1	1	0.00
	8	GABDULIN Kanat	1	5	60	66	0.07
	9	IMANGALIYEV Marat	2	1	38	41	0.14
	12	KADIRKHANOV Nodirkhan	1	11	25	37	0.07
	17	RADKEVICH Sergey	1	5	24	30	0.07
	18	VORIVODIN Vitaliy	1	8	49	58	0.07
	19	MAMEDOV Maxim	-	2	10	12	0.00
	Team Totals			8	46	255	309

Team	Opponent Errors & Team Faults	98	3
-------------	--	----	---





Cumulative Statistics by Skills


스킬별 누적통계

KAZ - Kazakhstan

AFTER 4 MATCHES

Non-Scoring Dig	No	Name	Digs	Faults	Receptions	Total Attempts	Avg by Set
	2	KUZNETSOV Anton	-	-	-	-	0.00
	3	YUDIN Anton	1	2	4	7	0.07
	4	STOLNIKOV Alexandr	-	1	2	3	0.00
	5	KUZNETSOV Sergey	-	-	-	-	0.00
	6	BAIBEKOV Kairat	8	12	24	44	0.57
	7	GORBATKOV Dmitriy	-	1	2	3	0.00
	8	GABDULIN Kanat	4	4	16	24	0.29
	9	IMANGALIYEV Marat	1	5	23	29	0.07
	12	KADIRKHANOV Nodirkhan	1	1	6	8	0.07
	17	RADKEVICH Sergey	1	6	14	21	0.07
	18	VORIVODIN Vitaliy	2	9	23	34	0.14
	19	MAMEDOV Maxim	-	1	2	3	0.00
	Team Totals			18	42	116	176

Non-Scoring Set	No	Name	Running Sets	Faults	Still Sets	Total Attempts	Avg by Set
	2	KUZNETSOV Anton	-	-	-	-	0.00
	3	YUDIN Anton	1	-	8	9	0.07
	4	STOLNIKOV Alexandr	-	-	1	1	0.00
	5	KUZNETSOV Sergey	-	-	-	-	0.00
	6	BAIBEKOV Kairat	4	1	12	17	0.29
	7	GORBATKOV Dmitriy	1	-	-	1	0.07
	8	GABDULIN Kanat	141	3	146	290	10.07
	9	IMANGALIYEV Marat	2	-	3	5	0.14
	12	KADIRKHANOV Nodirkhan	-	-	2	2	0.00
	17	RADKEVICH Sergey	1	-	3	4	0.07
	18	VORIVODIN Vitaliy	2	-	7	9	0.14
	19	MAMEDOV Maxim	1	-	-	1	0.07
	Team Totals			153	4	182	339

Non-Scoring Reception	No	Name	Excellents	Faults	Serve Receptions	Total Attempts	Succ %
	2	KUZNETSOV Anton	-	-	-	-	0.00
	3	YUDIN Anton	-	-	-	-	0.00
	4	STOLNIKOV Alexandr	1	2	6	9	11.11
	5	KUZNETSOV Sergey	-	-	-	-	0.00
	6	BAIBEKOV Kairat	45	7	21	73	61.64
	7	GORBATKOV Dmitriy	1	1	7	9	11.11
	8	GABDULIN Kanat	-	1	3	4	0.00
	9	IMANGALIYEV Marat	32	5	35	72	44.44
	12	KADIRKHANOV Nodirkhan	-	1	-	1	0.00
	17	RADKEVICH Sergey	-	1	2	3	0.00
	18	VORIVODIN Vitaliy	31	6	49	86	36.05
	19	MAMEDOV Maxim	-	-	-	-	0.00
	Team Totals			110	24	123	257

LEGEND			
Avg	Eff%	Succ%	
Average	Efficiency	Success %	

Timing and Results provided by Tissot





Cumulative Statistics by Skills


스킬별 누적통계

KOR - Republic of Korea

AFTER 4 MATCHES

Scoring Spike	No	Name	Spikes	Faults	Shots	Total Attempts	Eff %
	1	SONG Myunggeun	-	-	-	-	0.00
	2	HAN Sunsoo	-	-	-	-	0.00
	4	SHIN Yungsuk	19	7	9	35	34.29
	6	LEE Mingyu	-	-	-	-	0.00
	8	PARK Sangha	22	3	8	33	57.58
	9	KWAK Seungsuk	29	9	14	52	38.46
	10	BU Yongchan	-	-	-	-	0.00
	11	CHOI Minho	-	-	-	-	0.00
	12	JEON Kwangin	50	19	16	85	36.47
	13	PARK Chulwoo	52	23	20	95	30.53
	17	SEO Jaeduck	7	2	7	16	31.25
	19	JEONG Minsu	-	-	-	-	0.00
	Team Totals			179	63	74	316

Scoring Block	No	Name	Kill Blocks	Faults	Rebounds	Total Attempts	Avg by Set
	1	SONG Myunggeun	-	-	-	-	0.00
	2	HAN Sunsoo	1	6	4	11	0.08
	4	SHIN Yungsuk	4	10	17	31	0.33
	6	LEE Mingyu	-	-	-	-	0.00
	8	PARK Sangha	6	10	11	27	0.50
	9	KWAK Seungsuk	2	3	5	10	0.17
	10	BU Yongchan	-	-	-	-	0.00
	11	CHOI Minho	-	-	-	-	0.00
	12	JEON Kwangin	3	8	4	15	0.25
	13	PARK Chulwoo	6	10	11	27	0.50
	17	SEO Jaeduck	-	1	2	3	0.00
	19	JEONG Minsu	-	-	-	-	0.00
	Team Totals			22	48	54	124

Scoring Service	No	Name	Aces	Faults	Serve Hits	Total Attempts	Avg by Set
	1	SONG Myunggeun	-	-	1	1	0.00
	2	HAN Sunsoo	3	6	41	50	0.25
	4	SHIN Yungsuk	5	3	46	54	0.42
	6	LEE Mingyu	-	1	5	6	0.00
	8	PARK Sangha	1	5	51	57	0.08
	9	KWAK Seungsuk	3	10	31	44	0.25
	10	BU Yongchan	-	-	-	-	0.00
	11	CHOI Minho	-	2	11	13	0.00
	12	JEON Kwangin	3	12	22	37	0.25
	13	PARK Chulwoo	2	12	19	33	0.17
	17	SEO Jaeduck	-	2	3	5	0.00
	19	JEONG Minsu	-	-	-	-	0.00
	Team Totals			17	53	230	300

Team	Opponent Errors & Team Faults	84	
-------------	--	----	--





Cumulative Statistics by Skills


스킬별 누적통계

KOR - Republic of Korea

AFTER 4 MATCHES

Non-Scoring Dig	No	Name	Digs	Faults	Receptions	Total Attempts	Avg by Set	
	1	SONG Myunggeun	-	-	-	-	0.00	
	2	HAN Sunsoo	8	5	12	25	0.67	
	4	SHIN Yungsuk	1	1	11	13	0.08	
	6	LEE Mingyu	-	1	-	1	0.00	
	8	PARK Sangha	2	1	2	5	0.17	
	9	KWAK Seungsuk	2	4	23	29	0.17	
	10	BU Yongchan	5	8	7	20	0.42	
	11	CHOI Minho	1	2	-	3	0.08	
	12	JEON Kwangin	1	2	22	25	0.08	
	13	PARK Chulwoo	5	4	12	21	0.42	
	17	SEO Jaeduck	-	-	3	3	0.00	
	19	JEONG Minsu	1	3	11	15	0.08	
	Team Totals			26	31	103	160	2.17

Non-Scoring Set	No	Name	Running Sets	Faults	Still Sets	Total Attempts	Avg by Set	
	1	SONG Myunggeun	-	-	-	-	0.00	
	2	HAN Sunsoo	155	1	101	257	12.92	
	4	SHIN Yungsuk	2	-	2	4	0.17	
	6	LEE Mingyu	-	-	6	6	0.00	
	8	PARK Sangha	2	1	6	9	0.17	
	9	KWAK Seungsuk	2	-	4	6	0.17	
	10	BU Yongchan	2	-	4	6	0.17	
	11	CHOI Minho	1	-	-	1	0.08	
	12	JEON Kwangin	3	-	4	7	0.25	
	13	PARK Chulwoo	3	-	4	7	0.25	
	17	SEO Jaeduck	2	-	-	2	0.17	
	19	JEONG Minsu	1	-	7	8	0.08	
	Team Totals			173	2	138	313	14.42

Non-Scoring Reception	No	Name	Excellents	Faults	Serve Receptions	Total Attempts	Succ %	
	1	SONG Myunggeun	-	-	-	-	0.00	
	2	HAN Sunsoo	-	-	-	-	0.00	
	4	SHIN Yungsuk	1	-	1	2	50.00	
	6	LEE Mingyu	-	-	-	-	0.00	
	8	PARK Sangha	3	-	-	3	100.00	
	9	KWAK Seungsuk	58	2	62	122	47.54	
	10	BU Yongchan	2	-	-	2	100.00	
	11	CHOI Minho	-	-	-	-	0.00	
	12	JEON Kwangin	16	-	11	27	59.26	
	13	PARK Chulwoo	-	-	-	-	0.00	
	17	SEO Jaeduck	-	-	-	-	0.00	
	19	JEONG Minsu	35	3	15	53	66.04	
	Team Totals			115	5	89	209	55.02

LEGEND			
Avg	Eff%	Succ%	
Average	Efficiency	Success %	

Timing and Results provided by Tissot





Cumulative Statistics by Skills


스킬별 누적통계

KSA - Saudi Arabia

AFTER 4 MATCHES

Scoring Spike	No	Name	Spikes	Faults	Shots	Total Attempts	Eff %	
	2	ALJAHANI Majed Mohammed S	35	7	26	68	41.18	
	3	ALBAKHET Ahmed Abdulrahman M	24	10	20	54	25.93	
	4	ALBAKHEET Nawaf Abdulrahman M	41	18	29	88	26.14	
	7	ALNAJRANI Omar Mansour S	14	13	11	38	2.63	
	9	ALKHAWAHER Dhia Ali A	16	8	5	29	27.59	
	10	ALGHAMDY Ayman Ahmad Y	-	-	-	-	0.00	
	12	ALMUTAIRI Muwffaq Masoud S	4	-	3	7	57.14	
	13	ALMABADI Ahmed Masoud M	3	1	2	6	33.33	
	14	ALDOSSARI Thamer Abdullah S	-	-	-	-	0.00	
	15	ALKHAIBARY Esmael Abdullah A	10	5	11	26	19.23	
	17	MAJRASHI Ibrahim Ali A	7	1	9	17	35.29	
	18	ALKHALDI Abdulaziz Fahad S	9	4	5	18	27.78	
	Team Totals			163	67	121	351	27.35

Scoring Block	No	Name	Kill Blocks	Faults	Rebounds	Total Attempts	Avg by Set	
	2	ALJAHANI Majed Mohammed S	4	4	3	11	0.29	
	3	ALBAKHET Ahmed Abdulrahman M	6	6	5	17	0.43	
	4	ALBAKHEET Nawaf Abdulrahman M	2	13	9	24	0.14	
	7	ALNAJRANI Omar Mansour S	1	1	3	5	0.07	
	9	ALKHAWAHER Dhia Ali A	2	1	1	4	0.14	
	10	ALGHAMDY Ayman Ahmad Y	-	-	-	-	0.00	
	12	ALMUTAIRI Muwffaq Masoud S	3	10	7	20	0.21	
	13	ALMABADI Ahmed Masoud M	-	4	-	4	0.00	
	14	ALDOSSARI Thamer Abdullah S	-	1	-	1	0.00	
	15	ALKHAIBARY Esmael Abdullah A	4	12	9	25	0.29	
	17	MAJRASHI Ibrahim Ali A	1	3	1	5	0.07	
	18	ALKHALDI Abdulaziz Fahad S	11	10	16	37	0.79	
	Team Totals			34	65	54	153	2.43

Scoring Service	No	Name	Aces	Faults	Serve Hits	Total Attempts	Avg by Set	
	2	ALJAHANI Majed Mohammed S	-	2	25	27	0.00	
	3	ALBAKHET Ahmed Abdulrahman M	2	5	31	38	0.14	
	4	ALBAKHEET Nawaf Abdulrahman M	1	11	29	41	0.07	
	7	ALNAJRANI Omar Mansour S	-	2	17	19	0.00	
	9	ALKHAWAHER Dhia Ali A	-	2	14	16	0.00	
	10	ALGHAMDY Ayman Ahmad Y	-	-	-	-	0.00	
	12	ALMUTAIRI Muwffaq Masoud S	1	9	33	43	0.07	
	13	ALMABADI Ahmed Masoud M	-	2	4	6	0.00	
	14	ALDOSSARI Thamer Abdullah S	-	1	4	5	0.00	
	15	ALKHAIBARY Esmael Abdullah A	-	8	27	35	0.00	
	17	MAJRASHI Ibrahim Ali A	-	2	21	23	0.00	
	18	ALKHALDI Abdulaziz Fahad S	-	4	35	39	0.00	
	Team Totals			4	48	240	292	0.29

Team	Opponent Errors & Team Faults	86	9





Cumulative Statistics by Skills


스킬별 누적통계

KSA - Saudi Arabia

AFTER 4 MATCHES

Non-Scoring Dig	No	Name	Digs	Faults	Receptions	Total Attempts	Avg by Set	
	2	ALJAHANI Majed Mohammed S	1	4	12	17	0.07	
	3	ALBAKHET Ahmed Abdulrahman M	1	1	15	17	0.07	
	4	ALBAKHEET Nawaf Abdulrahman M	3	6	16	25	0.21	
	7	ALNAJRANI Omar Mansour S	1	2	2	5	0.07	
	9	ALKHAWAHER Dhia Ali A	1	3	4	8	0.07	
	10	ALGHAMDI Ayman Ahmad Y	13	14	26	53	0.93	
	12	ALMUTAIRI Muwffaq Masoud S	-	7	13	20	0.00	
	13	ALMABADI Ahmed Masoud M	-	2	2	4	0.00	
	14	ALDOSSARI Thamer Abdullah S	-	1	1	2	0.00	
	15	ALKHAIBARY Esmael Abdullah A	1	2	7	10	0.07	
	17	MAJRASHI Ibrahim Ali A	2	4	5	11	0.14	
	18	ALKHALDI Abdulaziz Fahad S	-	2	1	3	0.00	
	Team Totals			23	48	104	175	1.64

Non-Scoring Set	No	Name	Running Sets	Faults	Still Sets	Total Attempts	Avg by Set	
	2	ALJAHANI Majed Mohammed S	1	-	2	3	0.07	
	3	ALBAKHET Ahmed Abdulrahman M	-	1	2	3	0.00	
	4	ALBAKHEET Nawaf Abdulrahman M	1	-	3	4	0.07	
	7	ALNAJRANI Omar Mansour S	2	-	1	3	0.14	
	9	ALKHAWAHER Dhia Ali A	-	-	-	-	0.00	
	10	ALGHAMDI Ayman Ahmad Y	2	-	3	5	0.14	
	12	ALMUTAIRI Muwffaq Masoud S	132	1	135	268	9.43	
	13	ALMABADI Ahmed Masoud M	-	-	-	-	0.00	
	14	ALDOSSARI Thamer Abdullah S	10	2	27	39	0.71	
	15	ALKHAIBARY Esmael Abdullah A	1	1	2	4	0.07	
	17	MAJRASHI Ibrahim Ali A	-	-	2	2	0.00	
	18	ALKHALDI Abdulaziz Fahad S	3	-	1	4	0.21	
	Team Totals			152	5	178	335	10.86

Non-Scoring Reception	No	Name	Excellents	Faults	Serve Receptions	Total Attempts	Succ %	
	2	ALJAHANI Majed Mohammed S	26	3	34	63	41.27	
	3	ALBAKHET Ahmed Abdulrahman M	15	1	25	41	36.59	
	4	ALBAKHEET Nawaf Abdulrahman M	-	2	-	2	0.00	
	7	ALNAJRANI Omar Mansour S	9	4	28	41	21.95	
	9	ALKHAWAHER Dhia Ali A	18	2	18	38	47.37	
	10	ALGHAMDI Ayman Ahmad Y	40	4	31	75	53.33	
	12	ALMUTAIRI Muwffaq Masoud S	-	-	-	-	0.00	
	13	ALMABADI Ahmed Masoud M	-	-	-	-	0.00	
	14	ALDOSSARI Thamer Abdullah S	-	-	1	1	0.00	
	15	ALKHAIBARY Esmael Abdullah A	-	-	1	1	0.00	
	17	MAJRASHI Ibrahim Ali A	1	-	-	1	100.00	
	18	ALKHALDI Abdulaziz Fahad S	-	1	-	1	0.00	
	Team Totals			109	17	138	264	41.29

LEGEND			
Avg	Eff%	Succ%	
Average	Efficiency	Success %	

Timing and Results provided by Tissot





Cumulative Statistics by Skills


스킬별 누적통계

KUW - Kuwait

AFTER 4 MATCHES

Scoring Spike	No	Name	Spikes	Faults	Shots	Total Attempts	Eff %	
	1	MANSOUR Abdullah	47	13	37	97	35.05	
	2	BAHAROH Mousa	-	-	-	-	0.00	
	4	ALKHAREEF Abdulaziz	1	1	1	3	0.00	
	5	SAYAH Ali	-	-	-	-	0.00	
	6	ABDULMAJIEID Sultan	34	21	34	89	14.61	
	7	ALSALIM Amer	22	7	15	44	34.09	
	11	ALBANNA Mohammad	9	3	7	19	31.58	
	13	DASHTI Naser	-	-	1	1	0.00	
	14	ALI Abdullah	-	-	-	-	0.00	
	15	ALKAZIMI Zaid	1	1	1	3	0.00	
	17	ALOTAIBI Abdulrahman	51	13	43	107	35.51	
	18	SALEEM Abdulaziz	-	-	-	-	0.00	
	Team Totals			165	59	139	363	29.20

Scoring Block	No	Name	Kill Blocks	Faults	Rebounds	Total Attempts	Avg by Set	
	1	MANSOUR Abdullah	3	5	8	16	0.21	
	2	BAHAROH Mousa	-	-	-	-	0.00	
	4	ALKHAREEF Abdulaziz	-	1	-	1	0.00	
	5	SAYAH Ali	-	-	-	-	0.00	
	6	ABDULMAJIEID Sultan	6	6	10	22	0.43	
	7	ALSALIM Amer	12	21	22	55	0.86	
	11	ALBANNA Mohammad	3	16	15	34	0.21	
	13	DASHTI Naser	-	1	2	3	0.00	
	14	ALI Abdullah	-	-	-	-	0.00	
	15	ALKAZIMI Zaid	-	5	7	12	0.00	
	17	ALOTAIBI Abdulrahman	3	10	7	20	0.21	
	18	SALEEM Abdulaziz	-	-	-	-	0.00	
	Team Totals			27	65	71	163	1.93

Scoring Service	No	Name	Aces	Faults	Serve Hits	Total Attempts	Avg by Set	
	1	MANSOUR Abdullah	2	6	52	60	0.14	
	2	BAHAROH Mousa	-	-	-	-	0.00	
	4	ALKHAREEF Abdulaziz	-	-	-	-	0.00	
	5	SAYAH Ali	-	-	-	-	0.00	
	6	ABDULMAJIEID Sultan	1	6	44	51	0.07	
	7	ALSALIM Amer	6	2	39	47	0.43	
	11	ALBANNA Mohammad	5	17	20	42	0.36	
	13	DASHTI Naser	-	-	1	1	0.00	
	14	ALI Abdullah	-	1	1	2	0.00	
	15	ALKAZIMI Zaid	2	4	45	51	0.14	
	17	ALOTAIBI Abdulrahman	3	6	36	45	0.21	
	18	SALEEM Abdulaziz	-	-	-	-	0.00	
	Team Totals			19	42	238	299	1.36

Team	Opponent Errors & Team Faults	90	3
------	-------------------------------	----	---





Cumulative Statistics by Skills


스킬별 누적통계

KUW - Kuwait

AFTER 4 MATCHES

Non-Scoring Dig	No	Name	Digs	Faults	Receptions	Total Attempts	Avg by Set	
	1	MANSOUR Abdullah	4	7	19	30	0.29	
	2	BAHAROH Mousa	-	-	-	-	0.00	
	4	ALKHAREEF Abdulaziz	-	-	1	1	0.00	
	5	SAYAH Ali	-	3	-	3	0.00	
	6	ABDULMAJIIID Sultan	4	3	20	27	0.29	
	7	ALSALIM Amer	-	1	4	5	0.00	
	11	ALBANNA Mohammad	-	2	10	12	0.00	
	13	DASHTI Naser	-	-	1	1	0.00	
	14	ALI Abdullah	-	4	3	7	0.00	
	15	ALKAZIMI Zaid	-	9	27	36	0.00	
	17	ALOTAIBI Abdulrahman	1	7	21	29	0.07	
	18	SALEEM Abdulaziz	3	21	38	62	0.21	
	Team Totals			12	57	144	213	0.86

Non-Scoring Set	No	Name	Running Sets	Faults	Still Sets	Total Attempts	Avg by Set	
	1	MANSOUR Abdullah	5	1	9	15	0.36	
	2	BAHAROH Mousa	-	-	-	-	0.00	
	4	ALKHAREEF Abdulaziz	-	-	-	-	0.00	
	5	SAYAH Ali	-	-	-	-	0.00	
	6	ABDULMAJIIID Sultan	-	1	6	7	0.00	
	7	ALSALIM Amer	4	-	9	13	0.29	
	11	ALBANNA Mohammad	4	-	4	8	0.29	
	13	DASHTI Naser	-	-	1	1	0.00	
	14	ALI Abdullah	-	-	-	-	0.00	
	15	ALKAZIMI Zaid	136	7	148	291	9.71	
	17	ALOTAIBI Abdulrahman	2	-	5	7	0.14	
	18	SALEEM Abdulaziz	7	-	13	20	0.50	
	Team Totals			158	9	195	362	11.29

Non-Scoring Reception	No	Name	Excellents	Faults	Serve Receptions	Total Attempts	Succ %	
	1	MANSOUR Abdullah	33	5	54	92	35.87	
	2	BAHAROH Mousa	-	-	-	-	0.00	
	4	ALKHAREEF Abdulaziz	1	1	2	4	25.00	
	5	SAYAH Ali	3	-	2	5	60.00	
	6	ABDULMAJIIID Sultan	-	-	-	-	0.00	
	7	ALSALIM Amer	-	1	3	4	0.00	
	11	ALBANNA Mohammad	-	-	1	1	0.00	
	13	DASHTI Naser	-	-	-	-	0.00	
	14	ALI Abdullah	6	-	5	11	54.55	
	15	ALKAZIMI Zaid	1	-	1	2	50.00	
	17	ALOTAIBI Abdulrahman	24	5	41	70	34.29	
	18	SALEEM Abdulaziz	33	2	39	74	44.59	
	Team Totals			101	14	148	263	38.40

LEGEND			
Avg	Eff%	Succ%	
Average	Efficiency	Success %	

Timing and Results provided by Tissot





Cumulative Statistics by Skills


스킬별 누적통계

MDV - Maldives

AFTER 4 MATCHES

Scoring Spike	No	Name	Spikes	Faults	Shots	Total Attempts	Eff %	
	2	AHSAN Mohamed	1	2	3	6	0.00	
	3	ABDULLA Junaid	-	-	-	-	0.00	
	5	SAEED Hussain	4	1	7	12	25.00	
	8	MOHAMED Ishan	-	1	-	1	0.00	
	9	SAJID Ismail	31	8	34	73	31.51	
	10	ABDUL KAREEM Ahmed	41	25	24	90	17.78	
	11	NILAAM Hassan	1	-	-	1	100.00	
	12	HUZAAM Ali	30	23	14	67	10.45	
	13	VISAM Hussain	-	-	-	-	0.00	
	14	NABEEL Ahmed	-	-	-	-	0.00	
	15	ADAM Asfag	1	1	2	4	0.00	
	16	SHAIN Mohamed	2	2	5	9	0.00	
	Team Totals			111	63	89	263	18.25

Scoring Block	No	Name	Kill Blocks	Faults	Rebounds	Total Attempts	Avg by Set	
	2	AHSAN Mohamed	2	13	8	23	0.17	
	3	ABDULLA Junaid	-	-	-	-	0.00	
	5	SAEED Hussain	-	7	5	12	0.00	
	8	MOHAMED Ishan	-	7	2	9	0.00	
	9	SAJID Ismail	4	12	4	20	0.33	
	10	ABDUL KAREEM Ahmed	2	8	5	15	0.17	
	11	NILAAM Hassan	-	1	-	1	0.00	
	12	HUZAAM Ali	2	4	-	6	0.17	
	13	VISAM Hussain	-	-	-	-	0.00	
	14	NABEEL Ahmed	-	-	-	-	0.00	
	15	ADAM Asfag	1	-	-	1	0.08	
	16	SHAIN Mohamed	-	3	-	3	0.00	
	Team Totals			11	55	24	90	0.92

Scoring Service	No	Name	Aces	Faults	Serve Hits	Total Attempts	Avg by Set	
	2	AHSAN Mohamed	1	3	29	33	0.08	
	3	ABDULLA Junaid	-	-	-	-	0.00	
	5	SAEED Hussain	1	4	23	28	0.08	
	8	MOHAMED Ishan	3	7	32	42	0.25	
	9	SAJID Ismail	3	7	29	39	0.25	
	10	ABDUL KAREEM Ahmed	3	14	18	35	0.25	
	11	NILAAM Hassan	-	-	-	-	0.00	
	12	HUZAAM Ali	1	5	28	34	0.08	
	13	VISAM Hussain	-	1	1	2	0.00	
	14	NABEEL Ahmed	-	-	-	-	0.00	
	15	ADAM Asfag	-	-	3	3	0.00	
	16	SHAIN Mohamed	1	1	5	7	0.08	
	Team Totals			13	42	168	223	1.08

Team	Opponent Errors & Team Faults	79	5
-------------	--	----	---





Cumulative Statistics by Skills


스킬별 누적통계

MDV - Maldives

AFTER 4 MATCHES

Non-Scoring Dig	No	Name	Digs	Faults	Receptions	Total Attempts	Avg by Set	
	2	AHSAN Mohamed	1	2	8	11	0.08	
	3	ABDULLA Junaid	-	11	19	30	0.00	
	5	SAEED Hussain	-	1	4	5	0.00	
	8	MOHAMED Ishan	-	6	8	14	0.00	
	9	SAJID Ismail	-	6	14	20	0.00	
	10	ABDUL KAREEM Ahmed	-	2	11	13	0.00	
	11	NILAAM Hassan	-	-	-	-	0.00	
	12	HUZAAM Ali	1	6	10	17	0.08	
	13	VISAM Hussain	-	2	-	2	0.00	
	14	NABEEL Ahmed	3	5	5	13	0.25	
	15	ADAM Asfag	-	2	1	3	0.00	
	16	SHAIN Mohamed	-	-	3	3	0.00	
	Team Totals			5	43	83	131	0.42

Non-Scoring Set	No	Name	Running Sets	Faults	Still Sets	Total Attempts	Avg by Set	
	2	AHSAN Mohamed	2	1	8	11	0.17	
	3	ABDULLA Junaid	3	-	7	10	0.25	
	5	SAEED Hussain	3	1	3	7	0.25	
	8	MOHAMED Ishan	87	-	117	204	7.25	
	9	SAJID Ismail	3	-	2	5	0.25	
	10	ABDUL KAREEM Ahmed	-	-	1	1	0.00	
	11	NILAAM Hassan	-	-	-	-	0.00	
	12	HUZAAM Ali	1	-	4	5	0.08	
	13	VISAM Hussain	9	-	10	19	0.75	
	14	NABEEL Ahmed	-	-	-	-	0.00	
	15	ADAM Asfag	1	-	1	2	0.08	
	16	SHAIN Mohamed	-	-	-	-	0.00	
	Team Totals			109	2	153	264	9.08

Non-Scoring Reception	No	Name	Excellents	Faults	Serve Receptions	Total Attempts	Succ %	
	2	AHSAN Mohamed	-	-	2	2	0.00	
	3	ABDULLA Junaid	16	4	47	67	23.88	
	5	SAEED Hussain	-	-	2	2	0.00	
	8	MOHAMED Ishan	-	-	-	-	0.00	
	9	SAJID Ismail	14	11	45	70	20.00	
	10	ABDUL KAREEM Ahmed	-	-	-	-	0.00	
	11	NILAAM Hassan	-	-	-	-	0.00	
	12	HUZAAM Ali	16	6	38	60	26.67	
	13	VISAM Hussain	-	-	-	-	0.00	
	14	NABEEL Ahmed	2	1	7	10	20.00	
	15	ADAM Asfag	1	-	8	9	11.11	
	16	SHAIN Mohamed	2	1	4	7	28.57	
	Team Totals			51	23	153	227	22.47

LEGEND			
Avg	Eff%	Succ%	
Average	Efficiency	Success %	

Timing and Results provided by Tissot





Cumulative Statistics by Skills


스킬별 누적통계

MYA - Myanmar

AFTER 4 MATCHES

Scoring Spike	No	Name	Spikes	Faults	Shots	Total Attempts	Eff %	
	1	NAY Lin Aung	6	4	2	12	16.67	
	2	KYAW Kyaw Htway	5	5	5	15	0.00	
	3	ZAW Myo	13	23	8	44	0.00	
	4	MYO Min Oo	5	2	4	11	27.27	
	5	WIN Tun Oo	33	23	36	92	10.87	
	7	KHWE Char Maung	-	-	-	-	0.00	
	9	DO Mae Ni Ko	14	9	25	48	10.42	
	11	AUNG Thu	76	31	42	149	30.20	
	12	YAN Lin Aung	3	1	1	5	40.00	
	17	THWIN Htoo Zin	17	8	8	33	27.27	
	18	NAY Lin Aung	-	-	-	-	0.00	
	Team Totals			172	106	131	409	16.14

Scoring Block	No	Name	Kill Blocks	Faults	Rebounds	Total Attempts	Avg by Set	
	1	NAY Lin Aung	1	-	3	4	0.07	
	2	KYAW Kyaw Htway	3	5	9	17	0.20	
	3	ZAW Myo	5	9	3	17	0.33	
	4	MYO Min Oo	3	6	4	13	0.20	
	5	WIN Tun Oo	3	8	5	16	0.20	
	7	KHWE Char Maung	-	-	-	-	0.00	
	9	DO Mae Ni Ko	4	14	15	33	0.27	
	11	AUNG Thu	7	8	12	27	0.47	
	12	YAN Lin Aung	1	-	2	3	0.07	
	17	THWIN Htoo Zin	1	14	12	27	0.07	
	18	NAY Lin Aung	-	-	-	-	0.00	
	Team Totals			28	64	65	157	1.87

Scoring Service	No	Name	Aces	Faults	Serve Hits	Total Attempts	Avg by Set	
	1	NAY Lin Aung	1	-	10	11	0.07	
	2	KYAW Kyaw Htway	-	2	52	54	0.00	
	3	ZAW Myo	-	5	27	32	0.00	
	4	MYO Min Oo	-	1	8	9	0.00	
	5	WIN Tun Oo	1	7	21	29	0.07	
	7	KHWE Char Maung	-	-	1	1	0.00	
	9	DO Mae Ni Ko	2	4	39	45	0.13	
	11	AUNG Thu	9	13	40	62	0.60	
	12	YAN Lin Aung	-	4	6	10	0.00	
	17	THWIN Htoo Zin	2	3	40	45	0.13	
	18	NAY Lin Aung	-	-	-	-	0.00	
	Team Totals			15	39	244	298	1.00

Team	Opponent Errors & Team Faults		
		77	4





Cumulative Statistics by Skills


스킬별 누적통계

MYA - Myanmar

AFTER 4 MATCHES

Non-Scoring Dig	No	Name	Digs	Faults	Receptions	Total Attempts	Avg by Set	
	1	NAY Lin Aung	2	3	1	6	0.13	
	2	KYAW Kyaw Htway	4	10	16	30	0.27	
	3	ZAW Myo	2	6	18	26	0.13	
	4	MYO Min Oo	-	1	2	3	0.00	
	5	WIN Tun Oo	4	2	25	31	0.27	
	7	KHWE Char Maung	-	-	-	-	0.00	
	9	DO Mae Ni Ko	4	3	8	15	0.27	
	11	AUNG Thu	7	4	24	35	0.47	
	12	YAN Lin Aung	1	3	-	4	0.07	
	17	THWIN Htoo Zin	1	3	3	7	0.07	
	18	NAY Lin Aung	7	17	37	61	0.47	
	Team Totals			32	52	134	218	2.13

Non-Scoring Set	No	Name	Running Sets	Faults	Still Sets	Total Attempts	Avg by Set	
	1	NAY Lin Aung	1	-	1	2	0.07	
	2	KYAW Kyaw Htway	143	1	161	305	9.53	
	3	ZAW Myo	4	-	6	10	0.27	
	4	MYO Min Oo	-	-	1	1	0.00	
	5	WIN Tun Oo	1	-	8	9	0.07	
	7	KHWE Char Maung	2	-	4	6	0.13	
	9	DO Mae Ni Ko	1	-	7	8	0.07	
	11	AUNG Thu	2	-	11	13	0.13	
	12	YAN Lin Aung	1	-	-	1	0.07	
	17	THWIN Htoo Zin	-	-	2	2	0.00	
	18	NAY Lin Aung	3	-	15	18	0.20	
	Team Totals			158	1	216	375	10.53

Non-Scoring Reception	No	Name	Excellents	Faults	Serve Receptions	Total Attempts	Succ %	
	1	NAY Lin Aung	2	-	5	7	28.57	
	2	KYAW Kyaw Htway	-	-	-	-	0.00	
	3	ZAW Myo	12	5	32	49	24.49	
	4	MYO Min Oo	-	-	1	1	0.00	
	5	WIN Tun Oo	-	3	9	12	0.00	
	7	KHWE Char Maung	-	-	-	-	0.00	
	9	DO Mae Ni Ko	1	-	2	3	33.33	
	11	AUNG Thu	51	5	105	161	31.68	
	12	YAN Lin Aung	-	-	-	-	0.00	
	17	THWIN Htoo Zin	-	-	2	2	0.00	
	18	NAY Lin Aung	17	3	36	56	30.36	
	Team Totals			83	16	192	291	28.52

LEGEND			
Avg	Eff%	Succ%	
Average	Efficiency	Success %	

Timing and Results provided by Tissot





Cumulative Statistics by Skills


스킬별 누적통계

PAK - Pakistan

AFTER 4 MATCHES

Scoring Spike	No	Name	Spikes	Faults	Shots	Total Attempts	Eff %	
	1	RASOOL Mohib	22	6	18	46	34.78	
	3	RAZA Mubashir	4	3	3	10	10.00	
	4	NAQVI Syed Shujah Abbas	14	3	9	26	42.31	
	5	NADEEM Asif	4	-	2	6	66.67	
	6	ALI Akhtar	-	-	-	-	0.00	
	7	KHAN Muhammad Ismail	28	11	17	56	30.36	
	8	KHAN Aimal	29	13	20	62	25.81	
	9	KHAN Nasir	12	7	14	33	15.15	
	10	AHMED Naseer	40	20	26	86	23.26	
	12	SULTAN Imran	-	-	-	-	0.00	
	15	JEHAN Murad	12	4	7	23	34.78	
	17	IDREES Muhammad	2	-	1	3	66.67	
	Team Totals			167	67	117	351	28.49

Scoring Block	No	Name	Kill Blocks	Faults	Rebounds	Total Attempts	Avg by Set	
	1	RASOOL Mohib	6	7	12	25	0.50	
	3	RAZA Mubashir	-	2	2	4	0.00	
	4	NAQVI Syed Shujah Abbas	3	7	2	12	0.25	
	5	NADEEM Asif	1	6	6	13	0.08	
	6	ALI Akhtar	-	1	1	2	0.00	
	7	KHAN Muhammad Ismail	2	11	10	23	0.17	
	8	KHAN Aimal	1	5	2	8	0.08	
	9	KHAN Nasir	1	7	4	12	0.08	
	10	AHMED Naseer	1	7	5	13	0.08	
	12	SULTAN Imran	-	-	-	-	0.00	
	15	JEHAN Murad	4	1	2	7	0.33	
	17	IDREES Muhammad	-	2	2	4	0.00	
	Team Totals			19	56	48	123	1.58

Scoring Service	No	Name	Aces	Faults	Serve Hits	Total Attempts	Avg by Set	
	1	RASOOL Mohib	1	9	32	42	0.08	
	3	RAZA Mubashir	-	3	8	11	0.00	
	4	NAQVI Syed Shujah Abbas	2	6	25	33	0.17	
	5	NADEEM Asif	2	3	39	44	0.17	
	6	ALI Akhtar	-	1	2	3	0.00	
	7	KHAN Muhammad Ismail	3	7	29	39	0.25	
	8	KHAN Aimal	1	4	15	20	0.08	
	9	KHAN Nasir	1	5	25	31	0.08	
	10	AHMED Naseer	1	6	18	25	0.08	
	12	SULTAN Imran	-	-	-	-	0.00	
	15	JEHAN Murad	1	5	9	15	0.08	
	17	IDREES Muhammad	-	2	2	4	0.00	
	Team Totals			12	51	204	267	1.00

Team	Opponent Errors & Team Faults	68
-------------	--	----





Cumulative Statistics by Skills


스킬별 누적통계

PAK - Pakistan

AFTER 4 MATCHES

Non-Scoring Dig	No	Name	Digs	Faults	Receptions	Total Attempts	Avg by Set	
	1	RASOOL Mohib	-	2	7	9	0.00	
	3	RAZA Mubashir	1	1	3	5	0.08	
	4	NAQVI Syed Shujah Abbas	1	1	11	13	0.08	
	5	NADEEM Asif	2	4	13	19	0.17	
	6	ALI Akhtar	-	1	-	1	0.00	
	7	KHAN Muhammad Ismail	7	2	21	30	0.58	
	8	KHAN Aimal	-	-	5	5	0.00	
	9	KHAN Nasir	1	2	12	15	0.08	
	10	AHMED Naseer	1	1	11	13	0.08	
	12	SULTAN Imran	18	11	24	53	1.50	
	15	JEHAN Murad	2	3	2	7	0.17	
	17	IDREES Muhammad	-	1	-	1	0.00	
	Team Totals			33	29	109	171	2.75

Non-Scoring Set	No	Name	Running Sets	Faults	Still Sets	Total Attempts	Avg by Set	
	1	RASOOL Mohib	6	-	6	12	0.50	
	3	RAZA Mubashir	1	-	1	2	0.08	
	4	NAQVI Syed Shujah Abbas	2	-	5	7	0.17	
	5	NADEEM Asif	123	3	126	252	10.25	
	6	ALI Akhtar	16	-	11	27	1.33	
	7	KHAN Muhammad Ismail	1	-	6	7	0.08	
	8	KHAN Aimal	-	-	2	2	0.00	
	9	KHAN Nasir	1	-	5	6	0.08	
	10	AHMED Naseer	2	1	3	6	0.17	
	12	SULTAN Imran	2	-	7	9	0.17	
	15	JEHAN Murad	-	-	4	4	0.00	
	17	IDREES Muhammad	-	-	2	2	0.00	
	Team Totals			154	4	178	336	12.83

Non-Scoring Reception	No	Name	Excellents	Faults	Serve Receptions	Total Attempts	Succ %	
	1	RASOOL Mohib	1	-	1	2	50.00	
	3	RAZA Mubashir	8	2	12	22	36.36	
	4	NAQVI Syed Shujah Abbas	1	-	2	3	33.33	
	5	NADEEM Asif	-	-	-	-	0.00	
	6	ALI Akhtar	-	-	-	-	0.00	
	7	KHAN Muhammad Ismail	48	5	61	114	42.11	
	8	KHAN Aimal	-	-	-	-	0.00	
	9	KHAN Nasir	20	2	21	43	46.51	
	10	AHMED Naseer	1	-	1	2	50.00	
	12	SULTAN Imran	26	6	19	51	50.98	
	15	JEHAN Murad	6	-	8	14	42.86	
	17	IDREES Muhammad	-	-	-	-	0.00	
	Team Totals			111	15	125	251	44.22

LEGEND			
Avg	Eff%	Succ%	
Average	Efficiency	Success %	

Timing and Results provided by Tissot





Cumulative Statistics by Skills


스킬별 누적통계

QAT - Qatar

AFTER 4 MATCHES

Scoring Spike	No	Name	Spikes	Faults	Shots	Total Attempts	Eff %
	2	MOHAMED Jumah	23	4	23	50	38.00
	3	STEVANOVIC Milos	1	-	3	4	25.00
	4	RIBERO Renan	8	5	8	21	14.29
	5	SAAD Sulaiman	-	-	1	1	0.00
	6	CHIGBO John	30	5	14	49	51.02
	9	BAIRAMI Ali	2	1	1	4	25.00
	10	SADIKH Ndir	26	10	26	62	25.81
	11	DIAB Ahmad	1	2	2	5	0.00
	12	HAMMAD Mubarak	28	17	21	66	16.67
	15	ABUWATFA Mohammed	2	1	1	4	25.00
	16	IBRAHIM Ibrahim	16	5	14	35	31.43
	19	EBRAHIM Mohammed	3	-	-	3	100.00
	Team Totals			140	50	114	304

Scoring Block	No	Name	Kill Blocks	Faults	Rebounds	Total Attempts	Avg by Set
	2	MOHAMED Jumah	3	7	6	16	0.25
	3	STEVANOVIC Milos	4	2	7	13	0.33
	4	RIBERO Renan	4	6	2	12	0.33
	5	SAAD Sulaiman	-	-	-	-	0.00
	6	CHIGBO John	3	8	6	17	0.25
	9	BAIRAMI Ali	1	-	-	1	0.08
	10	SADIKH Ndir	2	8	6	16	0.17
	11	DIAB Ahmad	-	4	6	10	0.00
	12	HAMMAD Mubarak	7	12	6	25	0.58
	15	ABUWATFA Mohammed	1	2	-	3	0.08
	16	IBRAHIM Ibrahim	11	14	5	30	0.92
	19	EBRAHIM Mohammed	-	-	-	-	0.00
	Team Totals			36	63	44	143

Scoring Service	No	Name	Aces	Faults	Serve Hits	Total Attempts	Avg by Set
	2	MOHAMED Jumah	2	4	36	42	0.17
	3	STEVANOVIC Milos	3	9	25	37	0.25
	4	RIBERO Renan	-	-	17	17	0.00
	5	SAAD Sulaiman	-	-	-	-	0.00
	6	CHIGBO John	1	5	37	43	0.08
	9	BAIRAMI Ali	-	2	6	8	0.00
	10	SADIKH Ndir	-	3	22	25	0.00
	11	DIAB Ahmad	-	1	3	4	0.00
	12	HAMMAD Mubarak	2	2	29	33	0.17
	15	ABUWATFA Mohammed	2	4	13	19	0.17
	16	IBRAHIM Ibrahim	5	10	23	38	0.42
	19	EBRAHIM Mohammed	-	-	1	1	0.00
	Team Totals			15	40	212	267

Team	Opponent Errors & Team Faults	78	1
------	-------------------------------	----	---





Cumulative Statistics by Skills


스킬별 누적통계

QAT - Qatar

AFTER 4 MATCHES

Non-Scoring Dig	No	Name	Digs	Faults	Receptions	Total Attempts	Avg by Set
	2	MOHAMED Jumah	7	4	14	25	0.58
	3	STEVANOVIC Milos	-	5	14	19	0.00
	4	RIBERO Renan	-	3	4	7	0.00
	5	SAAD Sulaiman	11	13	16	40	0.92
	6	CHIGBO John	2	1	3	6	0.17
	9	BAIRAMI Ali	1	1	-	2	0.08
	10	SADIKH Ndir	1	5	14	20	0.08
	11	DIAB Ahmad	-	1	1	2	0.00
	12	HAMMAD Mubarak	1	1	6	8	0.08
	15	ABUWATFA Mohammed	-	5	7	12	0.00
	16	IBRAHIM Ibrahim	1	3	7	11	0.08
	19	EBRAHIM Mohammed	-	1	-	1	0.00
Team Totals			24	43	86	153	2.00

Non-Scoring Set	No	Name	Running Sets	Faults	Still Sets	Total Attempts	Avg by Set
	2	MOHAMED Jumah	1	-	5	6	0.08
	3	STEVANOVIC Milos	98	1	94	193	8.17
	4	RIBERO Renan	-	-	-	-	0.00
	5	SAAD Sulaiman	5	-	11	16	0.42
	6	CHIGBO John	-	-	3	3	0.00
	9	BAIRAMI Ali	1	-	-	1	0.08
	10	SADIKH Ndir	-	-	4	4	0.00
	11	DIAB Ahmad	-	-	-	-	0.00
	12	HAMMAD Mubarak	-	-	2	2	0.00
	15	ABUWATFA Mohammed	25	2	36	63	2.08
	16	IBRAHIM Ibrahim	1	-	3	4	0.08
	19	EBRAHIM Mohammed	-	-	-	-	0.00
Team Totals			131	3	158	292	10.92

Non-Scoring Reception	No	Name	Excellents	Faults	Serve Receptions	Total Attempts	Succ %
	2	MOHAMED Jumah	26	3	47	76	34.21
	3	STEVANOVIC Milos	-	1	1	2	0.00
	4	RIBERO Renan	12	1	11	24	50.00
	5	SAAD Sulaiman	46	6	27	79	58.23
	6	CHIGBO John	-	-	-	-	0.00
	9	BAIRAMI Ali	1	1	7	9	11.11
	10	SADIKH Ndir	11	1	25	37	29.73
	11	DIAB Ahmad	-	-	-	-	0.00
	12	HAMMAD Mubarak	-	-	-	-	0.00
	15	ABUWATFA Mohammed	-	-	-	-	0.00
	16	IBRAHIM Ibrahim	-	-	-	-	0.00
	19	EBRAHIM Mohammed	-	-	-	-	0.00
Team Totals			96	13	118	227	42.29

LEGEND			
Avg	Eff%	Succ%	
Average	Efficiency	Success %	

Timing and Results provided by Tissot





Cumulative Statistics by Skills


스킬별 누적통계

THA - Thailand

AFTER 4 MATCHES

Scoring Spike	No	Name	Spikes	Faults	Shots	Total Attempts	Eff %	
	1	RAKSAKAEW Jirayu	64	18	33	115	40.00	
	2	VAENPRADAB Montri	2	1	1	4	25.00	
	3	NANBOON Kon	-	-	1	1	0.00	
	7	SILAPASRON Kanit	-	1	-	1	0.00	
	9	SRI UTTHAWONG Kittikun	47	13	19	79	43.04	
	10	NAMKHUNTHOD Kittinon	12	2	5	19	52.63	
	12	WATTANA Yossapol	1	-	-	1	100.00	
	13	SUKSALA Wutthichai	2	-	-	2	100.00	
	14	SOMKANE Kitsada	30	11	19	60	31.67	
	16	NAKPRASONG Teerasak	8	-	6	14	57.14	
	17	CHAROENSUK Saranchit	2	1	2	5	20.00	
	18	PHUANGLIB Montri	-	-	-	-	0.00	
	Team Totals			168	47	86	301	40.20

Scoring Block	No	Name	Kill Blocks	Faults	Rebounds	Total Attempts	Avg by Set	
	1	RAKSAKAEW Jirayu	6	6	10	22	0.50	
	2	VAENPRADAB Montri	1	5	5	11	0.08	
	3	NANBOON Kon	-	-	-	-	0.00	
	7	SILAPASRON Kanit	-	1	-	1	0.00	
	9	SRI UTTHAWONG Kittikun	7	11	7	25	0.58	
	10	NAMKHUNTHOD Kittinon	3	11	11	25	0.25	
	12	WATTANA Yossapol	-	-	-	-	0.00	
	13	SUKSALA Wutthichai	-	1	-	1	0.00	
	14	SOMKANE Kitsada	2	9	6	17	0.17	
	16	NAKPRASONG Teerasak	2	13	5	20	0.17	
	17	CHAROENSUK Saranchit	-	6	4	10	0.00	
	18	PHUANGLIB Montri	-	-	-	-	0.00	
	Team Totals			21	63	48	132	1.75

Scoring Service	No	Name	Aces	Faults	Serve Hits	Total Attempts	Avg by Set	
	1	RAKSAKAEW Jirayu	-	14	25	39	0.00	
	2	VAENPRADAB Montri	-	3	10	13	0.00	
	3	NANBOON Kon	-	1	1	2	0.00	
	7	SILAPASRON Kanit	-	-	-	-	0.00	
	9	SRI UTTHAWONG Kittikun	1	7	33	41	0.08	
	10	NAMKHUNTHOD Kittinon	1	-	36	37	0.08	
	12	WATTANA Yossapol	-	-	4	4	0.00	
	13	SUKSALA Wutthichai	-	-	-	-	0.00	
	14	SOMKANE Kitsada	3	17	28	48	0.25	
	16	NAKPRASONG Teerasak	1	2	36	39	0.08	
	17	CHAROENSUK Saranchit	1	2	41	44	0.08	
	18	PHUANGLIB Montri	-	-	-	-	0.00	
	Team Totals			7	46	214	267	0.58

Team	Opponent Errors & Team Faults	72	4
-------------	--	----	---





Cumulative Statistics by Skills


스킬별 누적통계

THA - Thailand

AFTER 4 MATCHES

Non-Scoring Dig	No	Name	Digs	Faults	Receptions	Total Attempts	Avg by Set	
	1	RAKSAKAEW Jirayu	1	6	10	17	0.08	
	2	VAENPRADAB Montri	-	1	4	5	0.00	
	3	NANBOON Kon	-	-	-	-	0.00	
	7	SILAPASRON Kanit	-	-	-	-	0.00	
	9	SRI UTTHAWONG Kittikun	-	3	18	21	0.00	
	10	NAMKHUNTHOD Kittinon	1	3	8	12	0.08	
	12	WATTANA Yossapol	-	1	-	1	0.00	
	13	SUKSALA Wutthichai	-	-	-	-	0.00	
	14	SOMKANE Kitsada	2	6	15	23	0.17	
	16	NAKPRASONG Teerasak	-	4	6	10	0.00	
	17	CHAROENSUK Saranchit	2	10	26	38	0.17	
	18	PHUANGLIB Montri	2	10	33	45	0.17	
	Team Totals			8	44	120	172	0.67

Non-Scoring Set	No	Name	Running Sets	Faults	Still Sets	Total Attempts	Avg by Set	
	1	RAKSAKAEW Jirayu	1	-	1	2	0.08	
	2	VAENPRADAB Montri	-	-	1	1	0.00	
	3	NANBOON Kon	-	-	1	1	0.00	
	7	SILAPASRON Kanit	-	-	-	-	0.00	
	9	SRI UTTHAWONG Kittikun	1	1	1	3	0.08	
	10	NAMKHUNTHOD Kittinon	3	-	2	5	0.25	
	12	WATTANA Yossapol	4	-	4	8	0.33	
	13	SUKSALA Wutthichai	-	-	-	-	0.00	
	14	SOMKANE Kitsada	4	-	4	8	0.33	
	16	NAKPRASONG Teerasak	6	-	6	12	0.50	
	17	CHAROENSUK Saranchit	135	1	98	234	11.25	
	18	PHUANGLIB Montri	5	1	12	18	0.42	
	Team Totals			159	3	130	292	13.25

Non-Scoring Reception	No	Name	Excellents	Faults	Serve Receptions	Total Attempts	Succ %	
	1	RAKSAKAEW Jirayu	-	-	-	-	0.00	
	2	VAENPRADAB Montri	-	-	-	-	0.00	
	3	NANBOON Kon	1	-	4	5	20.00	
	7	SILAPASRON Kanit	-	-	-	-	0.00	
	9	SRI UTTHAWONG Kittikun	15	5	34	54	27.78	
	10	NAMKHUNTHOD Kittinon	1	1	-	2	50.00	
	12	WATTANA Yossapol	-	-	-	-	0.00	
	13	SUKSALA Wutthichai	-	-	-	-	0.00	
	14	SOMKANE Kitsada	49	3	58	110	44.55	
	16	NAKPRASONG Teerasak	-	-	2	2	0.00	
	17	CHAROENSUK Saranchit	-	-	1	1	0.00	
	18	PHUANGLIB Montri	16	2	18	36	44.44	
	Team Totals			82	11	117	210	39.05

LEGEND			
Avg	Eff%	Succ%	
Average	Efficiency	Success %	

Timing and Results provided by Tissot





Cumulative Statistics by Skills


스킬별 누적통계

TKM - Turkmenistan

AFTER 4 MATCHES

Scoring Spike	No	Name	Spikes	Faults	Shots	Total Attempts	Eff %
	1	GYLYCHDURDYEV Gurbanmuhammet	18	9	18	45	20.00
	2	TACHGELDIYEV Berdimammet	-	-	-	-	0.00
	3	ROZMETOV Bahram	21	3	17	41	43.90
	4	GURBANOV Yusup	1	1	1	3	0.00
	5	AZIMOV Merdan	12	6	29	47	12.77
	6	NURYYEV Dovletgeldi	20	18	18	56	3.57
	7	MASSAROV Mekan	11	9	9	29	6.90
	8	NURYYEV Didar	9	8	12	29	3.45
	9	NURYYEV Davut	31	21	39	91	10.99
	10	ARTYKOV Ruslan	6	3	9	18	16.67
	11	MYRATGELDIYEV Begli	1	2	-	3	0.00
	12	GAYYPOV Ezizmyrat	1	-	1	2	50.00
Team Totals			131	80	153	364	14.01

Scoring Block	No	Name	Kill Blocks	Faults	Rebounds	Total Attempts	Avg by Set
	1	GYLYCHDURDYEV Gurbanmuhammet	8	7	11	26	0.62
	2	TACHGELDIYEV Berdimammet	-	-	-	-	0.00
	3	ROZMETOV Bahram	9	18	14	41	0.69
	4	GURBANOV Yusup	-	1	-	1	0.00
	5	AZIMOV Merdan	2	5	-	7	0.15
	6	NURYYEV Dovletgeldi	1	5	3	9	0.08
	7	MASSAROV Mekan	2	4	5	11	0.15
	8	NURYYEV Didar	-	4	3	7	0.00
	9	NURYYEV Davut	1	8	3	12	0.08
	10	ARTYKOV Ruslan	1	9	7	17	0.08
	11	MYRATGELDIYEV Begli	-	-	-	-	0.00
	12	GAYYPOV Ezizmyrat	-	1	1	2	0.00
Team Totals			24	62	47	133	1.85

Scoring Service	No	Name	Aces	Faults	Serve Hits	Total Attempts	Avg by Set
	1	GYLYCHDURDYEV Gurbanmuhammet	2	2	44	48	0.15
	2	TACHGELDIYEV Berdimammet	-	-	-	-	0.00
	3	ROZMETOV Bahram	2	3	27	32	0.15
	4	GURBANOV Yusup	-	1	-	1	0.00
	5	AZIMOV Merdan	2	3	27	32	0.15
	6	NURYYEV Dovletgeldi	-	1	22	23	0.00
	7	MASSAROV Mekan	2	3	18	23	0.15
	8	NURYYEV Didar	1	2	11	14	0.08
	9	NURYYEV Davut	1	2	36	39	0.08
	10	ARTYKOV Ruslan	1	4	33	38	0.08
	11	MYRATGELDIYEV Begli	-	-	1	1	0.00
	12	GAYYPOV Ezizmyrat	-	1	4	5	0.00
Team Totals			11	22	223	256	0.85

Team	Opponent Errors & Team Faults	87	6
-------------	--	----	---





Cumulative Statistics by Skills


스킬별 누적통계

TKM - Turkmenistan

AFTER 4 MATCHES

Non-Scoring Dig	No	Name	Digs	Faults	Receptions	Total Attempts	Avg by Set
	1	GYLYCHDURDYEV Gurbanmuhammet	1	1	7	9	0.08
	2	TACHGELDIYEV Berdimammet	3	15	33	51	0.23
	3	ROZMETOV Bahram	-	2	7	9	0.00
	4	GURBANOV Yusup	-	-	-	-	0.00
	5	AZIMOV Merdan	1	3	24	28	0.08
	6	NURYYEV Dovletgeldi	3	2	12	17	0.23
	7	MASSAROV Mekan	1	5	12	18	0.08
	8	NURYYEV Didar	1	3	5	9	0.08
	9	NURYYEV Davut	5	8	17	30	0.38
	10	ARTYKOV Ruslan	9	7	21	37	0.69
	11	MYRATGELDIYEV Begli	-	-	-	-	0.00
	12	GAYYPOV Ezizmyrat	-	1	-	1	0.00
Team Totals			24	47	138	209	1.85

Non-Scoring Set	No	Name	Running Sets	Faults	Still Sets	Total Attempts	Avg by Set
	1	GYLYCHDURDYEV Gurbanmuhammet	4	-	10	14	0.31
	2	TACHGELDIYEV Berdimammet	4	-	13	17	0.31
	3	ROZMETOV Bahram	1	-	7	8	0.08
	4	GURBANOV Yusup	-	-	-	-	0.00
	5	AZIMOV Merdan	1	-	5	6	0.08
	6	NURYYEV Dovletgeldi	-	-	3	3	0.00
	7	MASSAROV Mekan	-	-	2	2	0.00
	8	NURYYEV Didar	-	-	3	3	0.00
	9	NURYYEV Davut	-	-	3	3	0.00
	10	ARTYKOV Ruslan	105	1	157	263	8.08
	11	MYRATGELDIYEV Begli	-	-	-	-	0.00
	12	GAYYPOV Ezizmyrat	8	2	13	23	0.62
Team Totals			123	3	216	342	9.46

Non-Scoring Reception	No	Name	Excellents	Faults	Serve Receptions	Total Attempts	Succ %
	1	GYLYCHDURDYEV Gurbanmuhammet	-	-	-	-	0.00
	2	TACHGELDIYEV Berdimammet	18	9	46	73	24.66
	3	ROZMETOV Bahram	-	-	6	6	0.00
	4	GURBANOV Yusup	1	3	3	7	14.29
	5	AZIMOV Merdan	22	2	38	62	35.48
	6	NURYYEV Dovletgeldi	-	1	3	4	0.00
	7	MASSAROV Mekan	1	-	-	1	100.00
	8	NURYYEV Didar	3	1	16	20	15.00
	9	NURYYEV Davut	16	5	61	82	19.51
	10	ARTYKOV Ruslan	-	-	-	-	0.00
	11	MYRATGELDIYEV Begli	4	-	1	5	80.00
	12	GAYYPOV Ezizmyrat	-	-	-	-	0.00
Team Totals			65	21	174	260	25.00

LEGEND

Avg Average Eff% Efficiency Succ% Success %

Timing and Results provided by Tissot





Cumulative Statistics by Skills


스킬별 누적통계

TPE - Chinese Taipei

AFTER 4 MATCHES

Scoring Spike	No	Name	Spikes	Faults	Shots	Total Attempts	Eff %
	2	CHANG Liang Hao	2	-	1	3	66.67
	3	LI Chia Hsuan	-	-	-	-	0.00
	6	HUANG Chun Ching	25	10	10	45	33.33
	7	LIU Hung Min	17	12	16	45	11.11
	9	CHIANG Tien Yu	18	2	13	33	48.48
	11	LU CHIANG Yao Chiang	5	-	-	5	100.00
	13	CHENG Ju Chien	-	-	-	-	0.00
	14	WANG Ming Chun	36	16	32	84	23.81
	15	HUANG Chin Feng	49	22	20	91	29.67
	16	LIN Yung Shun	-	-	-	-	0.00
	17	HUANG Pei Hung	2	-	1	3	66.67
	19	CHEN Chien Chen	19	11	10	40	20.00
	Team Totals			173	73	103	349

Scoring Block	No	Name	Kill Blocks	Faults	Rebounds	Total Attempts	Avg by Set
	2	CHANG Liang Hao	-	2	3	5	0.00
	3	LI Chia Hsuan	-	-	-	-	0.00
	6	HUANG Chun Ching	5	11	8	24	0.36
	7	LIU Hung Min	3	3	3	9	0.21
	9	CHIANG Tien Yu	5	14	8	27	0.36
	11	LU CHIANG Yao Chiang	-	3	1	4	0.00
	13	CHENG Ju Chien	-	2	7	9	0.00
	14	WANG Ming Chun	4	18	13	35	0.29
	15	HUANG Chin Feng	4	10	3	17	0.29
	16	LIN Yung Shun	-	-	-	-	0.00
	17	HUANG Pei Hung	3	4	2	9	0.21
	19	CHEN Chien Chen	1	5	1	7	0.07
	Team Totals			25	72	49	146

Scoring Service	No	Name	Aces	Faults	Serve Hits	Total Attempts	Avg by Set
	2	CHANG Liang Hao	1	3	4	8	0.07
	3	LI Chia Hsuan	-	-	-	-	0.00
	6	HUANG Chun Ching	4	4	32	40	0.29
	7	LIU Hung Min	2	1	30	33	0.14
	9	CHIANG Tien Yu	2	8	38	48	0.14
	11	LU CHIANG Yao Chiang	-	1	15	16	0.00
	13	CHENG Ju Chien	1	3	11	15	0.07
	14	WANG Ming Chun	6	5	34	45	0.43
	15	HUANG Chin Feng	1	13	22	36	0.07
	16	LIN Yung Shun	-	-	-	-	0.00
	17	HUANG Pei Hung	2	4	22	28	0.14
	19	CHEN Chien Chen	1	5	21	27	0.07
	Team Totals			20	47	229	296

Team	Opponent Errors & Team Faults	81	6
------	-------------------------------	----	---





Cumulative Statistics by Skills


스킬별 누적통계

TPE - Chinese Taipei

AFTER 4 MATCHES

Non-Scoring Dig	No	Name	Digs	Faults	Receptions	Total Attempts	Avg by Set
	2	CHANG Liang Hao	-	1	-	1	0.00
	3	LI Chia Hsuan	-	-	1	1	0.00
	6	HUANG Chun Ching	1	1	5	7	0.07
	7	LIU Hung Min	-	3	9	12	0.00
	9	CHIANG Tien Yu	1	-	13	14	0.07
	11	LU CHIANG Yao Chiang	-	1	1	2	0.00
	13	CHENG Ju Chien	1	1	3	5	0.07
	14	WANG Ming Chun	4	9	21	34	0.29
	15	HUANG Chin Feng	2	6	6	14	0.14
	16	LIN Yung Shun	5	9	24	38	0.36
	17	HUANG Pei Hung	1	3	11	15	0.07
	19	CHEN Chien Chen	3	8	14	25	0.21
Team Totals			18	42	108	168	1.29

Non-Scoring Set	No	Name	Running Sets	Faults	Still Sets	Total Attempts	Avg by Set
	2	CHANG Liang Hao	-	-	-	-	0.00
	3	LI Chia Hsuan	-	1	-	1	0.00
	6	HUANG Chun Ching	2	-	3	5	0.14
	7	LIU Hung Min	1	-	6	7	0.07
	9	CHIANG Tien Yu	1	-	1	2	0.07
	11	LU CHIANG Yao Chiang	-	-	1	1	0.00
	13	CHENG Ju Chien	59	2	49	110	4.21
	14	WANG Ming Chun	6	-	5	11	0.43
	15	HUANG Chin Feng	-	-	1	1	0.00
	16	LIN Yung Shun	5	-	13	18	0.36
	17	HUANG Pei Hung	89	-	87	176	6.36
	19	CHEN Chien Chen	1	-	4	5	0.07
Team Totals			164	3	170	337	11.71

Non-Scoring Reception	No	Name	Excellents	Faults	Serve Receptions	Total Attempts	Succ %
	2	CHANG Liang Hao	-	-	-	-	0.00
	3	LI Chia Hsuan	-	1	2	3	0.00
	6	HUANG Chun Ching	1	1	1	3	33.33
	7	LIU Hung Min	19	3	18	40	47.50
	9	CHIANG Tien Yu	1	-	1	2	50.00
	11	LU CHIANG Yao Chiang	-	-	1	1	0.00
	13	CHENG Ju Chien	-	-	1	1	0.00
	14	WANG Ming Chun	-	-	-	-	0.00
	15	HUANG Chin Feng	16	3	32	51	31.37
	16	LIN Yung Shun	42	3	41	86	48.84
	17	HUANG Pei Hung	-	-	1	1	0.00
	19	CHEN Chien Chen	38	4	28	70	54.29
Team Totals			117	15	126	258	45.35

LEGEND			
Avg	Average	Eff%	Efficiency
Succ%	Success %		

Timing and Results provided by Tissot