



Match No.: 8

Start List

출전선수 목록

CHN vs HKG

P1

First Referee: CHUNG Ching Ju (TPE)

Second Referee: TANO Toshihiko (JPN)

CHN - China Uniform colour:

No.	C/L	Name	Shirt Name	Height m / ft in	Weight kg / lbs	Highest Reach		Date of Birth	Tournament Totals				
						Spike cm	Block cm		Spike	Block	Serve	Total	%
1		QIAO Ting	QIAO T.	1.89/6'2"	66/146	315	315	2 MAR 1992	3	1		4	6.45
2		YAO di	YAO D.	1.82/6'0"	65/143	306	298	15 AUG 1992					
3		YIN Na	YIN N.	1.82/6'0"	65/143	313	300	3 FEB 1988	2	1		3	4.84
4	L	WANG Qian	Q. WANG	1.74/5'9"	60/132	290	285	14 MAR 1989					
5	C	DING Xia	DING X.	1.80/5'11"	61/134	305	300	13 JAN 1990	3			3	4.84
6		YAN Ni	YAN N.	1.92/6'4"	74/163	317	306	2 MAR 1987	6	2	1	9	14.52
8		ZHANG Changning	ZHANG C.N.	1.93/6'4"	80/176	315	303	6 NOV 1995	14	3	1	18	29.03
9		LI Jing	LI J.	1.86/6'1"	73/161	310	295	9 AUG 1991	3		1	4	6.45
10		ZHANG Xiaoya	ZHANG X.Y.	1.89/6'2"	60/132	310	300	4 OCT 1992	4	2		6	9.68
11		LIU Yanhan	LIU Y.H.	1.88/6'2"	75/165	315	305	19 JAN 1993	9		1	10	16.13
12	L	HUANG Liuyan	HUANG L.Y.	1.78/5'10"	66/146	297	290	13 JUN 1994					
13		WANG Qi	Q. WANG	1.87/6'2"	70/154	305	300	22 SEP 1993	1	1	3	5	8.06
Coach		XU Jiande (CHN)			Assistant Coach		CHEN Youquan (CHN)						

Results in these Competition	Phase	Opponent	Sets	Points per Set
	Preliminary Round	KAZ	3 - 0	25-14, 25-11, 25-14

HKG - Hong Kong, China Uniform colour:

No.	C/L	Name	Shirt Name	Height m / ft in	Weight kg / lbs	Highest Reach		Date of Birth	Tournament Totals				
						Spike cm	Block cm		Spike	Block	Serve	Total	%
1		LAM Mei	m. lam	1.72/5'8"	62/137	276	259	6 DEC 1985	8	1	1	10	13.70
4		FONG Sze Man	s.m. fong	1.75/5'9"	67/148	279	267	30 JAN 1990	2			2	2.74
5		TSANG Sze Nga	s.n. tsang	1.74/5'9"	58/128	286	273	7 MAY 1987	5		2	7	9.59
7	C	YEUNG Sau Mei	s.m. yeung	1.83/6'0"	55/121	294	276	30 AUG 1985	20	3	4	27	36.99
8		KOO Yung Yung	y.y. koo	1.78/5'10"	68/150	285	270	22 AUG 1995	2	1		3	4.11
9		LO Ka Yan	k.y. lo	1.75/5'9"	63/139	276	266	25 JUN 1989	1			1	1.37
10		FUNG Tsz Yan	t.y. fung	1.77/5'10"	67/148	274	266	13 JUL 1994					
11		LEE Pui Shan	p.s. lee	1.64/5'5"	63/139	266	256	17 SEP 1987	2			2	2.74
12		LAW Ho Fung Thyllis	h.f. law	1.69/5'7"	68/150	269	261	10 MAY 1995	6			6	8.22
14		LAM Yee Ting	y.t. lam	1.67/5'6"	59/130	273	255	26 DEC 1990	3	2	1	6	8.22
16	L	TSUI Ka Yee	k.y. tsui	1.65/5'5"	50/110	270	260	30 JUL 1986					
18		IP Hoi Lun Helen	h.l. ip	1.75/5'9"	69/152	281	268	24 OCT 1990	6	3		9	12.33
Coach		LI Yuk Hing (HKG)			Assistant Coach		CHEUNG Chi Wai (HKG)						

Results in these Competition	Phase	Opponent	Sets	Points per Set
	Preliminary Round	TPE	0 - 3	10-25, 12-25, 19-25
	Preliminary Round	KAZ	1 - 3	25-23, 17-25, 16-25, 22-25

LEGEND			
%	Percent of total team scoring	C	Team Captain
L	Libero Player		

Timing and Results provided by Tissot



Match No.: 9

Start List
출전선수 목록

KAZ vs MDV

P1

First Referee: ALI F B Th F Alsaïd (KUW)

Second Referee: JEON Younga (KOR)

KAZ - Kazakhstan Uniform colour:

No.	C/L	Name	Shirt Name	Height m / ft in	Weight kg / lbs	Highest Reach		Date of Birth	Tournament Totals				
						Spike cm	Block cm		Spike	Block	Serve	Total	%
1	C	GORDEYEVA Yelena	Gordeyeva	1.78/5'10"	72/159	280	275	23 NOV 1988	16		1	17	17.71
4		CHUMAK Irina	Chumak	1.85/6'1"	67/148	280	266	26 JAN 1994	4	2	1	7	7.29
5	L	RYLOVA Valeriya	Rylova	1.78/5'10"	60/132	275	265	22 NOV 1987					
6		AKILOVA Natalya	Akilova	1.83/6'0"	62/137	295	275	31 MAY 1993	14		5	19	19.79
7		RAZORENKOVA Yekaterina	Razorenkova	1.85/6'1"	69/152	283	280	3 JUN 1993	8	4	1	13	13.54
8		SHENBERGER Irina	Shenberger	1.80/5'11"	73/161	280	270	20 FEB 1992	6	3	2	11	11.46
10		DANILOVA Regina	Danilova	1.78/5'10"	60/132	275	265	28 JAN 1991					
11		ROSTOVCHSHIKOVA Anastassiya	Rostovchshikova	1.80/5'11"	64/141	280	260	17 APR 1994	4	3		7	7.29
12		AIZHARIKHOVA Ainagul	Aizharikhova	1.87/6'2"	64/141	286	280	4 SEP 1994	3			3	3.13
15		BATKULDINA Aliya	Batkul'dina	1.80/5'11"	69/152	273	264	18 NOV 1995					
17		MARATOVA Ardak	Maratova	1.82/6'0"	76/168	275	265	3 JUN 1994			1	1	1.04
18		KOLOMOYETS Anastassiya	Kolomoyets	1.82/6'0"	76/168	275	265	18 APR 1991	12	4	2	18	18.75

Coach PEREVERTOVA Lyudmila (KAZ)

Results in these Competition	Phase	Opponent	Sets	Points per Set
	Preliminary Round	CHN	0 - 3	14-25, 11-25, 14-25
	Preliminary Round	HKG	3 - 1	23-25, 25-17, 25-16, 25-22

MDV - Maldives Uniform colour:

No.	C/L	Name	Shirt Name	Height m / ft in	Weight kg / lbs	Highest Reach		Date of Birth	Tournament Totals				
						Spike cm	Block cm		Spike	Block	Serve	Total	%
2		AZEEFA Mariyam	AZEEFA	1.64/5'5"	57/126	265	255	1 FEB 1994	2		1	3	42.86
3		HALEEM Mariyam	MARIYAM	1.57/5'2"	50/110	247	238	17 NOV 1984					
4		AREESHA Aminath	AREESHA	1.55/5'1"	48/106	255	244	24 JUN 1998					
6		RASHIDHA Hawwa	HAWWA	1.73/5'8"	69/152	268	256	25 NOV 1992	1		2	3	42.86
7		ADAM Shaufa	SHAUFA	1.66/5'5"	52/115	262	252	2 JUN 1994					
8		SAMA Haleemath	SAMA	1.61/5'3"	69/152	254	243	14 JUL 1990					
9		ZAREER Fathimath Joozan	JOOZAN	1.57/5'2"	53/117	247	238	21 AUG 1995					
10		MAJIDHA Aishath	MAJIDHA	1.67/5'6"	61/134	253	245	14 MAR 1993	1			1	14.29
11	L	HASSAN Mueena	MUEENA	1.62/5'4"	48/106	251	240	30 AUG 1987					
13	C	IBRAHIM Nasra	NASRA	1.54/5'1"	63/139	234	229	8 JUN 1981					
15		MOOSA Fathimath Zeeniya	ZEENIYA	1.61/5'3"	62/137	254	243	15 SEP 1991					
16		IBRAHIM Khadheeja	KADHEEJA	1.74/5'9"	69/152	265	256	22 DEC 1987					

Coach JALEEL Ibrahim (MDV)

Assistant Coach RASAHEED Aishath Neelam (MDV)

Results in these Competition	Phase	Opponent	Sets	Points per Set
	Preliminary Round	TPE	0 - 3	3-25, 11-25, 7-25

LEGEND			
%	Percent of total team scoring	C	Team Captain
L	Libero Player		

Timing and Results provided by Tissot



Match No.: 10

Start List

출전선수 목록

KOR vs THA

P1

First Referee: LEE Heung Fai (HKG)

Second Referee: FAHAD MOHAMMED Ismael (QAT)

KOR - Republic Of Korea Uniform colour:

No.	C/L	Name	Shirt Name	Height m / ft in	Weight kg / lbs	Highest Reach		Date of Birth	Tournament Totals				
						Spike cm	Block cm		Spike	Block	Serve	Total	%
3		LEE Hyohee	lee hyohee	1.73/5'8"	60/132	280	271	9 SEP 1980	2		3	5	9.26
4		KIM Heejin	kim heejin	1.85/6'1"	77/170	300	295	29 APR 1991	3	1	1	5	9.26
5	L	KIM Haeran	kim haeran	1.68/5'6"	60/132	280	270	16 MAR 1984					
7		LEE Jaeyeong	lee jaeyeong	1.79/5'10"	66/146	282	263	15 OCT 1996					
8		NAM Jiyeoun	nam jiyeoun	1.72/5'8"	63/139	285	273	25 MAY 1983					
9		LEE Dayeong	lee dayeong	1.79/5'10"	63/139	282	263	15 OCT 1996	1		1	2	3.70
10	C	KIM Yeonkoug	kim yeonkoug	1.92/6'4"	73/161	307	299	26 FEB 1988	5			5	9.26
12		HAN Songyi	han songyi	1.86/6'1"	65/143	305	295	5 SEP 1984					
13		PARK Jeongah	park jeongah	1.85/6'1"	68/150	300	290	26 MAR 1993	6		2	8	14.81
14		YANG Hyojin	yang hyojin	1.80/5'11"	72/159	287	280	14 DEC 1989	8	3	1	12	22.22
16		BAE Yoona	bae yoona	1.80/5'11"	67/148	303	294	30 NOV 1989	10	1	1	12	22.22
19		BAEK Mokhwa	baek mokhwa	1.77/5'10"	61/134	280	277	30 AUG 1989	5			5	9.26
Coach			LEE Sungoo (KOR)			Assistant Coach			EO Changsun (KOR)				

Results in these Competition	Phase	Opponent	Sets	Points per Set
	Preliminary Round	IND	3 - 0	25-5, 25-12, 25-13

THA - Thailand Uniform colour:

No.	C/L	Name	Shirt Name	Height m / ft in	Weight kg / lbs	Highest Reach		Date of Birth	Tournament Totals				
						Spike cm	Block cm		Spike	Block	Serve	Total	%
2	L	PANNOY Piyanut	P.PIYANUT	1.71/5'7"	68/150	280	275	10 NOV 1989					
3		PHANUSIT Em Orn	P.EM-ORN	1.79/5'10"	63/139	297	281	25 MAR 1988					
4		NUEKJANG Thatdao	N.THATDAO	1.83/6'0"	66/146	305	287	3 FEB 1994	10	2		12	16.22
5		THINKAOW Pleumjit	T.PLEUMJIT	1.80/5'11"	63/139	298	293	9 NOV 1983	8	4	1	13	17.57
6		SITTIRAK Onuma	S.ONUMA	1.75/5'9"	72/159	303	285	13 JUN 1986	28	3	1	32	43.24
9		PINSUWAN Khatthalee	P.KHATTHALEE	1.71/5'7"	72/159	291	271	30 OCT 1994					
10	C	APINYAPONG Wilavan	A.WILAVAN	1.74/5'9"	68/150	294	282	6 JUN 1984	8			8	10.81
12		CHAISRI Tapaphaipun	C.TAPAPHAIPUN	1.68/5'6"	60/132	295	276	29 NOV 1989	7		1	8	10.81
13		TOMKOM Nootsara	T.NOOTSARA	1.69/5'7"	57/126	289	278	7 JUL 1985			1	1	1.35
15		KANTHONG Malika	K.MALIKA	1.77/5'10"	63/139	310	290	8 JAN 1987					
17		KAMULTHALA Kaewkalaya	K.KAEWKALAYA	1.79/5'10"	63/139	298	281	7 AUG 1994					
19		PANKAEW Parinya	P.PARINYA	1.70/5'7"	60/132	281	270	27 DEC 1995					
Coach			SRISAMUTNAK Nataphon (THA)			Assistant Coach			JAMJANG Nipon (THA)				

Results in these Competition	Phase	Opponent	Sets	Points per Set
	Preliminary Round	JPN	3 - 1	25-27, 25-18, 25-19, 25-21

LEGEND			
%	Percent of total team scoring	C	Team Captain
L	Libero Player		

Timing and Results provided by Tissot



TUE 23 SEP 2014
Start Time: 15:00 / End Time: 16:01

Match No.: 8

Match Results

경기 결과

Match Duration: 1h 01m
Spectators: 1000

P2

CHN vs HKG

3 0

Teams	Sets	1	2	3	Total
CHN	3	25	25	25	75
HKG	0	10	12	7	29
	Playing Time	17m	19m	19m	55m

First Referee: CHUNG Ching Ju (TPE)

Second Referee: TANO Toshihiko (JPN)

CHN - China

No	C/L	Name	1	2	3	4	5	Pts
1		QIAO Ting			3			2
2		YAO di			1			2
3		YIN Na	4	4				5
4	L	WANG Qian	L	L				
5	C	DING Xia	1	1				1
6		YAN Ni	3	3				7
8		ZHANG Changning	5	5	5			18
9		LI Jing			2			8
10		ZHANG Xiaoya	6	6	6			8
11		LIU Yanhan	2	2				7
12	L	HUANG Liuyan				L		
13		WANG Qi			4			2

HKG - Hong Kong, China

No	C/L	Name	1	2	3	4	5	Pts
1		LAM Mei	2	2	2			3
4		FONG Sze Man		14	14			
5		TSANG Sze Nga	3	3	3			1
7	C	YEUNG Sau Mei	4	4	4			6
8		KOO Yung Yung			6			
9		LO Ka Yan			5			1
10		FUNG Tsz Yan		7	7			
11		LEE Pui Shan		12	1			1
12		LAW Ho Fung Thyllis	5	5				
14		LAM Yee Ting	1	1	1			2
16	L	TSUI Ka Yee	L	L	L			
18		IP Hoi Lun Helen	6	6				3

TEAM AND PLAYER PERFORMANCES

Won	Total Atts	No Name	Scoring Skills	Won	Total Atts	No Name
35	61	Total Team		14	76	Total Team
11	20	8 ZHANG Changning	Spike	5	18	7 YEUNG Sau Mei
7	9	10 ZHANG Xiaoya		3	7	1 LAM Mei
6	10	9 LI Jing		2	6	18 IP Hoi Lun Helen
11	37	Total Team	Block	2	13	Total Team
3	4	6 YAN Ni		1	1	7 YEUNG Sau Mei
3	7	8 ZHANG Changning		1	4	18 IP Hoi Lun Helen
2	5	9 LI Jing	Serve	1	31	Total Team
14	73	Total Team		1	3	9 LO Ka Yan
4	12	11 LIU Yanhan				
4	17	8 ZHANG Changning	Opp Error	12		Total Team
3	15	3 YIN Na		75	171	Total Team
15		Total Team	Total	29	120	Total Team
75	171	Total Team				
18	44	8 ZHANG Changning	Best Scorer	6	24	7 YEUNG Sau Mei
69 km/h		8 ZHANG Changning	Fastest Serve	75 km/h		18 IP Hoi Lun Helen

LEGEND

Atts Attempts
L Libero player
n Starting line-up where n = starting position on court (i.e. positions 1 to 6)
Opp Opponent

C Team Captain
L Substitute libero
nn Substitute where nn = jersey number of out going player
Pts Points scored

Timing and Results provided by Tissot



TUE 23 SEP 2014
Start Time: 17:00 / End Time: 17:59

Match No.: 9

Match Results

경기 결과

Match Duration: 59m
Spectators: 1500

P2

KAZ vs MDV

3 0

Teams	Sets	1	2	3	Total
KAZ	3	25	25	25	75
MDV	0	6	10	10	26
	Playing Time	16m	19m	18m	53m

First Referee: ALI F B Th F Alsaïd (KUW)

Second Referee: JEON Younga (KOR)

KAZ - Kazakhstan								
No	C/L	Name	1	2	3	4	5	Pts
1	C	GORDEYEVA Yelena	6		6			9
4		CHUMAK Irina	1	1				4
5	L	RYLOVA Valeriya	L	L	L			
6		AKILOVA Natalya			2			6
7		RAZORENKOVA Yekaterina	5					3
8		SHENBERGER Irina	3		3			8
10		DANILOVA Regina		6				4
11		ROSTOVCHSHIKOVA Anastassiya		5				4
12		AIZHARIKHOVA Ainagul		4	1			6
15		BATKULDINA Aliya	2	2	5			6
17		MARATOVA Ardak		3				3
18		KOLOMOYETS Anastassiya	4		4			7

MDV - Maldives								
No	C/L	Name	1	2	3	4	5	Pts
2		AZEEFA Mariyam	1	5	6			2
3		HALEEM Mariyam						
4		AREESHA Aminath						
6		RASHIDHA Hawwa	4	2	3			2
7		ADAM Shaufa	5	3	4			
8		SAMA Haleemath						
9		ZAREER Fathimath Joozan						
10		MAJIDHA Aishath	6	4	5			2
11	L	HASSAN Mueena	L	L	L			
13	C	IBRAHIM Nasra	3	1	2			
15		MOOSA Fathimath Zeeniya	2		2			
16		IBRAHIM Khadheeja	2	6	1			

TEAM AND PLAYER PERFORMANCES

Won	Total Atts	No	Name
35	58	Total Team	
5	5	6	AKILOVA Natalya
5	5	18	KOLOMOYETS Anastassiya
5	9	8	SHENBERGER Irina
11	29	Total Team	
2	8	18	KOLOMOYETS Anastassiya
2	5	15	BATKULDINA Aliya
1	1	1	GORDEYEVA Yelena
14	74	Total Team	
5	10	1	GORDEYEVA Yelena
2	15	4	CHUMAK Irina
2	5	8	SHENBERGER Irina
15		Total Team	
75	161	Total Team	
9	17	1	GORDEYEVA Yelena
63 km/h		15	BATKULDINA Aliya

Scoring Skills
Spike
Block
Serve
Opp Error
Total
Best Scorer
Fastest Serve

Won	Total Atts	No	Name
5	59	Total Team	
2	16	2	AZEEFA Mariyam
2	13	10	MAJIDHA Aishath
1	25	6	RASHIDHA Hawwa
1	12	Total Team	
1	3	6	RASHIDHA Hawwa
	27	Total Team	
20		Total Team	
26	98	Total Team	
2	20	2	AZEEFA Mariyam
72 km/h		7	ADAM Shaufa

LEGEND

Atts Attempts
L Libero player
n Starting line-up where n = starting position on court (i.e. positions 1 to 6)
Opp Opponent

C Team Captain
L Substitute libero
nn Substitute where nn = jersey number of out going player
Pts Points scored

Timing and Results provided by Tissot



TUE 23 SEP 2014
Start Time: 19:30 / End Time: 20:55

Match No.: 10

Match Results

경기 결과

Match Duration: 1h 25m
Spectators: 3500

P2

KOR vs THA
3 0

Teams	Sets	1	2	3	Total
KOR	3	25	25	25	75
THA	0	21	20	21	62
Playing Time		26m	26m	27m	1h 19m

First Referee: LEE Heung Fai (HKG)

Second Referee: FAHAD MOHAMMED Ismael (QAT)

KOR - Republic of Korea

No	C/L	Name	1	2	3	4	5	Pts
3		LEE Hyohee	6	6	6			2
4		KIM Heejin	5	5	5			5
5	L	KIM Haeran	L	L	L			
7		LEE Jaeyeong						
8		NAM Jieyoun	13	13	13			
9		LEE Dayeong	12		3			
10	C	KIM Yeonkoug	1	1	1			22
12		HAN Songyi	3	3	3			2
13		PARK Jeongah	4	4	4			16
14		YANG Hyojin	2	2	2			9
16		BAE Yoona	3					1
19		BAEK Mokhwa		14	4			

THA - Thailand

No	C/L	Name	1	2	3	4	5	Pts
2	L	PANNOY Piyanut	L	L	L			
3		PHANUSIT Em Orn	13					
4		NUEKJANG Thatdao	3	1	3			2
5		THINKAOW Pleumjit	6	4	6			6
6		SITTIRAK Onuma	2	6	2			12
9		PINSUWAN Khatthalee		4	4			
10	C	APINYAPONG Wilavan	5	3	5			16
12		CHASRI Tapaphaipun	15	2	10			3
13		TOMKOM Nootsara	1	5	1			2
15		KANTHONG Malika	4	12	4			6
17		KAMULTHALA Kaewkalaya						
19		PANKAEW Parinya	4					

TEAM AND PLAYER PERFORMANCES

Won	Total Atts	No Name	Scoring Skills	Won	Total Atts	No Name	
39	88	Total Team	Spike	45	106	Total Team	
17	36	10 KIM Yeonkoug		16	27	10 APINYAPONG Wilavan	
13	27	13 PARK Jeongah		11	31	6 SITTIRAK Onuma	
5	13	14 YANG Hyojin	Block	6	16	15 KANTHONG Malika	
12	50	Total Team		2	33	Total Team	
4	8	10 KIM Yeonkoug		1	3	13 TOMKOM Nootsara	
4	12	14 YANG Hyojin	Serve	1	6	6 SITTIRAK Onuma	
2	12	12 HAN Songyi			64	Total Team	
6	73	Total Team					
3	9	13 PARK Jeongah	Opp Error	15		Total Team	
2	21	3 LEE Hyohee		62	203	Total Team	
1	9	10 KIM Yeonkoug					
18		Total Team	Best Scorer	16	41	10 APINYAPONG Wilavan	
75	211	Total Team		Fastest Serve	97 km/h		6 SITTIRAK Onuma
22	53	10 KIM Yeonkoug					
76 km/h		4 KIM Heejin					

LEGEND

Atts Attempts
L Libero player
n Starting line-up where n = starting position on court (i.e. positions 1 to 6)
Opp Opponent

C Team Captain
L Substitute libero
nn Substitute where nn = jersey number of out going player
Pts Points scored

Timing and Results provided by Tissot



Match No.: 8

Match Statistics

경기 통계

Match Duration: 1h 01m
Spectators: 1000

P3

CHN vs HKG

3 0

Teams	Sets	1	2	3	Total
CHN	3	25	25	25	75
HKG	0	10	12	7	29
	Playing Time	17m	19m	19m	55m

First Referee: CHUNG Ching Ju (TPE)


Second Referee: TANO Toshihiko (JPN)

CHN - China

Scoring Spike

Limit
15.00%

Rk	No	Name	Spikes	Faults	Shots	Total Attempts	Eff %
1	9	LI Jing	6	-	4	10	60.00
2	8	ZHANG Changning	11	4	5	20	35.00
	10	ZHANG Xiaoya	7	1	1	9	
	6	YAN Ni	4	-	2	6	
	3	YIN Na	2	-	3	5	
	11	LIU Yanhan	3	2	-	5	
	1	QIAO Ting	1	-	2	3	
	13	WANG Qi	1	-	1	2	
	5	DING Xia	-	-	1	1	
	2	YAO di	-	-	-	-	
	4	WANG Qian	-	-	-	-	
	12	HUANG Liuyan	-	-	-	-	
Team Totals			35	7	19	61	45.90

Scoring Block


Rk	No	Name	Kill Blocks	Faults	Rebounds	Total Attempts	Avg by Set
1	8	ZHANG Changning	3	2	2	7	1.00
1	6	YAN Ni	3	-	1	4	1.00
3	9	LI Jing	2	-	3	5	0.67
4	10	ZHANG Xiaoya	1	1	6	8	0.33
4	13	WANG Qi	1	1	-	2	0.33
4	2	YAO di	1	-	-	1	0.33
7	3	YIN Na	-	-	3	3	0.00
7	5	DING Xia	-	1	2	3	0.00
7	1	QIAO Ting	-	-	2	2	0.00
7	11	LIU Yanhan	-	1	1	2	0.00
	4	WANG Qian	-	-	-	-	
	12	HUANG Liuyan	-	-	-	-	
Team Totals			11	6	20	37	3.67

Scoring Service


Rk	No	Name	Aces	Faults	Serve Hits	Total Attempts	Avg by Set
1	8	ZHANG Changning	4	2	11	17	1.33
1	11	LIU Yanhan	4	1	7	12	1.33
3	3	YIN Na	3	-	12	15	1.00
4	5	DING Xia	1	1	5	7	0.33
4	1	QIAO Ting	1	-	5	6	0.33
4	2	YAO di	1	-	-	1	0.33
7	6	YAN Ni	-	1	8	9	0.00
7	10	ZHANG Xiaoya	-	-	4	4	0.00
7	9	LI Jing	-	-	1	1	0.00
7	13	WANG Qi	-	1	-	1	0.00
	4	WANG Qian	-	-	-	-	
	12	HUANG Liuyan	-	-	-	-	
Team Totals			14	6	53	73	4.67

Team

Opponent Errors & Team Faults
15

Timing and Results provided by Tissot



Match No.: 8

Match Statistics

경기 통계

Match Duration: 1h 01m
Spectators: 1000

P3


CHN vs HKG
3 0


Teams	Sets	1	2	3	Total
CHN	3	25	25	25	75
HKG	0	10	12	7	29
	Playing Time	17m	19m	19m	55m


First Referee: CHUNG Ching Ju (TPE)

Second Referee: TANO Toshihiko (JPN)

CHN - China

Non-Scoring Dig	Rk	No	Name	Digs	Faults	Receptions	Total Attempts	Avg by Set	
	1	11	LIU Yanhan	1	3	6	10	0.33	
	1	12	HUANG Liuyan	1	-	4	5	0.33	
	3	13	WANG Qi	-	1	5	6	0.00	
	3	5	DING Xia	-	1	4	5	0.00	
	3	10	ZHANG Xiaoya	-	1	4	5	0.00	
	3	3	YIN Na	-	-	4	4	0.00	
	3	9	LI Jing	-	-	4	4	0.00	
	3	4	WANG Qian	-	-	3	3	0.00	
	3	8	ZHANG Changning	-	-	3	3	0.00	
	3	6	YAN Ni	-	-	2	2	0.00	
	3	1	QIAO Ting	-	-	1	1	0.00	
		2	YAO di	-	-	-	-	-	
	Team Totals				2	6	40	48	0.67

Non-Scoring Set	Rk	No	Name	Running Sets	Faults	Still Sets	Total Attempts	Avg by Set	
	1	5	DING Xia	22	1	12	35	7.33	
	2	2	YAO di	10	-	8	18	3.33	
	3	3	YIN Na	1	-	1	2	0.33	
	3	8	ZHANG Changning	1	-	1	2	0.33	
	3	4	WANG Qian	1	-	-	1	0.33	
	6	12	HUANG Liuyan	-	-	2	2	0.00	
	6	6	YAN Ni	-	-	1	1	0.00	
	6	9	LI Jing	-	-	1	1	0.00	
		1	QIAO Ting	-	-	-	-	-	
		10	ZHANG Xiaoya	-	-	-	-	-	
		11	LIU Yanhan	-	-	-	-	-	
		13	WANG Qi	-	-	-	-	-	
	Team Totals				35	1	26	62	11.67

Non-Scoring Reception	Rk	No	Name	Excellents	Faults	Serve Receptions	Total Attempts	Succ %	
	1	3	YIN Na	7	-	2	9	77.78	
	2	4	WANG Qian	4	-	4	8	50.00	
		8	ZHANG Changning	2	-	1	3		
		12	HUANG Liuyan	1	-	1	2		
		13	WANG Qi	-	-	2	2		
		9	LI Jing	1	1	-	2		
		1	QIAO Ting	-	-	-	-		
		2	YAO di	-	-	-	-		
		5	DING Xia	-	-	-	-		
		6	YAN Ni	-	-	-	-		
		10	ZHANG Xiaoya	-	-	-	-		
		11	LIU Yanhan	-	-	-	-		
	Limit								
	25.00%	Team Totals				15	1	10	26



Match No.: 8

Match Statistics

경기 통계

Match Duration: 1h 01m
Spectators: 1000

P3

CHN vs HKG


3 0

Teams	Sets	1	2	3	Total
CHN	3	25	25	25	75
HKG	0	10	12	7	29
	Playing Time	17m	19m	19m	55m


First Referee: CHUNG Ching Ju (TPE)

Second Referee: TANO Toshihiko (JPN)


HKG - Hong Kong, China

Scoring Spike

Limit
15.00%

Rk	No	Name	Spikes	Faults	Shots	Total Attempts	Eff %
	7	YEUNG Sau Mei	5	5	8	18	
	12	LAW Ho Fung Thyllis	-	6	10	16	
	4	FONG Sze Man	-	2	6	8	
	1	LAM Mei	3	2	2	7	
	18	IP Hoi Lun Helen	2	1	3	6	
	9	LO Ka Yan	-	3	3	6	
	14	LAM Yee Ting	2	1	2	5	
	5	TSANG Sze Nga	1	-	3	4	
	8	KOO Yung Yung	-	-	3	3	
	11	LEE Pui Shan	1	-	1	2	
	10	FUNG Tsz Yan	-	1	-	1	
	16	TSUI Ka Yee	-	-	-	-	
Team Totals			14	21	41	76	

Scoring Block


Rk	No	Name	Kill Blocks	Faults	Rebounds	Total Attempts	Avg by Set
1	18	IP Hoi Lun Helen	1	2	1	4	0.33
1	7	YEUNG Sau Mei	1	-	-	1	0.33
3	8	KOO Yung Yung	-	1	2	3	0.00
3	4	FONG Sze Man	-	-	1	1	0.00
3	11	LEE Pui Shan	-	-	1	1	0.00
3	12	LAW Ho Fung Thyllis	-	-	1	1	0.00
3	5	TSANG Sze Nga	-	1	-	1	0.00
3	9	LO Ka Yan	-	1	-	1	0.00
	1	LAM Mei	-	-	-	-	
	10	FUNG Tsz Yan	-	-	-	-	
	14	LAM Yee Ting	-	-	-	-	
	16	TSUI Ka Yee	-	-	-	-	
Team Totals			2	5	6	13	0.67

Scoring Service


Rk	No	Name	Aces	Faults	Serve Hits	Total Attempts	Avg by Set
1	9	LO Ka Yan	1	-	2	3	0.33
2	1	LAM Mei	-	2	5	7	0.00
2	5	TSANG Sze Nga	-	-	5	5	0.00
2	7	YEUNG Sau Mei	-	1	4	5	0.00
2	14	LAM Yee Ting	-	-	4	4	0.00
2	12	LAW Ho Fung Thyllis	-	1	2	3	0.00
2	18	IP Hoi Lun Helen	-	-	2	2	0.00
2	8	KOO Yung Yung	-	-	1	1	0.00
2	10	FUNG Tsz Yan	-	-	1	1	0.00
	4	FONG Sze Man	-	-	-	-	
	11	LEE Pui Shan	-	-	-	-	
	16	TSUI Ka Yee	-	-	-	-	
Team Totals			1	4	26	31	0.33

Team

Opponent Errors & Team Faults	12
-------------------------------	----

Timing and Results provided by Tissot



Match No.: 8

Match Statistics

경기 통계

Match Duration: 1h 01m
Spectators: 1000

P3

CHN vs HKG


3 0


Teams	Sets	1	2	3	Total
CHN	3	25	25	25	75
HKG	0	10	12	7	29
	Playing Time	17m	19m	19m	55m


First Referee: CHUNG Ching Ju (TPE)

Second Referee: TANO Toshihiko (JPN)

HKG - Hong Kong, China

Non-Scoring Dig	Rk	No	Name	Digs	Faults	Receptions	Total Attempts	Avg by Set	
	1	11	LEE Pui Shan	1	1	4	6	0.33	
	1	10	FUNG Tsz Yan	1	2	3	6	0.33	
	1	9	LO Ka Yan	1	-	4	5	0.33	
	4	16	TSUI Ka Yee	-	4	7	11	0.00	
	4	1	LAM Mei	-	2	5	7	0.00	
	4	7	YEUNG Sau Mei	-	3	3	6	0.00	
	4	12	LAW Ho Fung Thyllis	-	3	1	4	0.00	
	4	18	IP Hoi Lun Helen	-	-	3	3	0.00	
	4	14	LAM Yee Ting	-	2	1	3	0.00	
	4	5	TSANG Sze Nga	-	1	-	1	0.00	
		4		FONG Sze Man	-	-	-	-	-
		8		KOO Yung Yung	-	-	-	-	-
		Team Totals			3	18	31	52	1.00

Non-Scoring Set	Rk	No	Name	Running Sets	Faults	Still Sets	Total Attempts	Avg by Set	
	1	14	LAM Yee Ting	9	-	31	40	3.00	
	2	16	TSUI Ka Yee	1	-	11	12	0.33	
	2	10	FUNG Tsz Yan	1	1	10	12	0.33	
	2	18	IP Hoi Lun Helen	1	-	-	1	0.33	
	5	9	LO Ka Yan	-	-	2	2	0.00	
	5	12	LAW Ho Fung Thyllis	-	-	2	2	0.00	
	5	4	FONG Sze Man	-	-	1	1	0.00	
	5	7	YEUNG Sau Mei	-	-	1	1	0.00	
	5	8	KOO Yung Yung	-	-	1	1	0.00	
	5	11	LEE Pui Shan	-	-	1	1	0.00	
		1		LAM Mei	-	-	-	-	-
		5		TSANG Sze Nga	-	-	-	-	-
		Team Totals			12	1	60	73	4.00

Non-Scoring Reception	Rk	No	Name	Excellents	Faults	Serve Receptions	Total Attempts	Succ %	
	1	16	TSUI Ka Yee	5	4	10	19	26.32	
	2	1	LAM Mei	4	1	11	16	25.00	
	3	7	YEUNG Sau Mei	2	2	5	9	22.22	
	4	12	LAW Ho Fung Thyllis	1	4	3	8	12.50	
	5	11	LEE Pui Shan	1	2	6	9	11.11	
		9		LO Ka Yan	1	1	1	3	-
		4		FONG Sze Man	1	-	1	2	-
		5		TSANG Sze Nga	-	-	-	-	-
		8		KOO Yung Yung	-	-	-	-	-
		10		FUNG Tsz Yan	-	-	-	-	-
		14		LAM Yee Ting	-	-	-	-	-
		18		IP Hoi Lun Helen	-	-	-	-	-
		Team Totals			15	14	37	66	22.73

LEGEND		Eff%		Rk		Succ%	
Avg	Average	Eff%	Efficiency	Rk	Rank	Succ%	Success %

Timing and Results provided by Tissot



Match No.: 9

Match Statistics

경기 통계

Match Duration: 59m
Spectators: 1500

P3


KAZ vs MDV
3 0

Teams	Sets	1	2	3	Total
KAZ	3	25	25	25	75
MDV	0	6	10	10	26
	Playing Time	16m	19m	18m	53m


First Referee: ALI F B Th F Alsaïd (KUW)

Second Referee: JEON Younga (KOR)


KAZ - Kazakhstan

Scoring Spike

Limit 15.00%

Rk	No	Name	Spikes	Faults	Shots	Total Attempts	Eff %
1	8	SHENBERGER Irina	5	2	2	9	33.33
	12	AIZHARIKHOVA Ainagul	4	-	3	7	
	1	GORDEYEVA Yelena	3	-	3	6	
	6	AKILOVA Natalya	5	-	-	5	
	11	ROSTOVCHSHIKOVA Anastassiya	3	-	2	5	
	18	KOLOMOYETS Anastassiya	5	-	-	5	
	10	DANILOVA Regina	2	2	1	5	
	15	BATKULDINA Aliya	2	2	1	5	
	17	MARATOVA Ardak	2	-	2	4	
	4	CHUMAK Irina	2	1	1	4	
	7	RAZORENKOVA Yekaterina	2	1	-	3	
	5	RYLOVA Valeriya	-	-	-	-	
Team Totals			35	8	15	58	46.55

Scoring Block


Rk	No	Name	Kill Blocks	Faults	Rebounds	Total Attempts	Avg by Set
1	18	KOLOMOYETS Anastassiya	2	1	5	8	0.67
1	15	BATKULDINA Aliya	2	1	2	5	0.67
3	11	ROSTOVCHSHIKOVA Anastassiya	1	1	3	5	0.33
3	12	AIZHARIKHOVA Ainagul	1	-	2	3	0.33
3	6	AKILOVA Natalya	1	-	1	2	0.33
3	8	SHENBERGER Irina	1	1	-	2	0.33
3	1	GORDEYEVA Yelena	1	-	-	1	0.33
3	10	DANILOVA Regina	1	-	-	1	0.33
3	17	MARATOVA Ardak	1	-	-	1	0.33
10	4	CHUMAK Irina	-	-	1	1	0.00
	5	RYLOVA Valeriya	-	-	-	-	
	7	RAZORENKOVA Yekaterina	-	-	-	-	
Team Totals			11	4	14	29	3.67

Scoring Service


Rk	No	Name	Aces	Faults	Serve Hits	Total Attempts	Avg by Set
1	1	GORDEYEVA Yelena	5	1	4	10	1.67
2	4	CHUMAK Irina	2	1	12	15	0.67
2	15	BATKULDINA Aliya	2	3	9	14	0.67
2	8	SHENBERGER Irina	2	1	2	5	0.67
5	12	AIZHARIKHOVA Ainagul	1	-	8	9	0.33
5	7	RAZORENKOVA Yekaterina	1	-	3	4	0.33
5	10	DANILOVA Regina	1	1	-	2	0.33
8	17	MARATOVA Ardak	-	-	7	7	0.00
8	18	KOLOMOYETS Anastassiya	-	2	3	5	0.00
8	11	ROSTOVCHSHIKOVA Anastassiya	-	-	2	2	0.00
8	6	AKILOVA Natalya	-	-	1	1	0.00
	5	RYLOVA Valeriya	-	-	-	-	
Team Totals			14	9	51	74	4.67

Team

Opponent Errors & Team Faults
15

Timing and Results provided by Tissot



Match No.: 9

Match Statistics

경기 통계

Match Duration: 59m
Spectators: 1500

P3


KAZ vs MDV
3 0


Teams	Sets	1	2	3	Total
KAZ	3	25	25	25	75
MDV	0	6	10	10	26
	Playing Time	16m	19m	18m	53m


First Referee: ALI F B Th F Alsaid (KUW)

Second Referee: JEON Younga (KOR)

KAZ - Kazakhstan

Non-Scoring Dig	Rk	No	Name	Digs	Faults	Receptions	Total Attempts	Avg by Set
	1	8	SHENBERGER Irina	1	-	4	5	0.33
	2	5	RYLOVA Valeriya	-	-	10	10	0.00
	2	4	CHUMAK Irina	-	-	5	5	0.00
	2	12	AIZHARIKHOVA Ainagul	-	-	4	4	0.00
	2	15	BATKULDINA Aliya	-	-	4	4	0.00
	2	10	DANILOVA Regina	-	-	3	3	0.00
	2	1	GORDEYEVA Yelena	-	-	2	2	0.00
	2	7	RAZORENKOVA Yekaterina	-	-	2	2	0.00
	2	17	MARATOVA Ardak	-	-	2	2	0.00
	2	18	KOLOMOYETS Anastassiya	-	-	2	2	0.00
		6	AKILOVA Natalya	-	-	-	-	-
		11	ROSTOVCHSHIKOVA Anastassiya	-	-	-	-	-
Team Totals				1		38	39	0.33

Non-Scoring Set	Rk	No	Name	Running Sets	Faults	Still Sets	Total Attempts	Avg by Set
	1	15	BATKULDINA Aliya	27	2	17	46	9.00
	2	6	AKILOVA Natalya	2	1	3	6	0.67
	2	12	AIZHARIKHOVA Ainagul	2	1	1	4	0.67
	4	10	DANILOVA Regina	1	-	-	1	0.33
	4	17	MARATOVA Ardak	1	-	-	1	0.33
		1	GORDEYEVA Yelena	-	-	-	-	-
		4	CHUMAK Irina	-	-	-	-	-
		5	RYLOVA Valeriya	-	-	-	-	-
		7	RAZORENKOVA Yekaterina	-	-	-	-	-
		8	SHENBERGER Irina	-	-	-	-	-
		11	ROSTOVCHSHIKOVA Anastassiya	-	-	-	-	-
		18	KOLOMOYETS Anastassiya	-	-	-	-	-
Team Totals				33	4	21	58	11.00

Non-Scoring Reception	Rk	No	Name	Excellents	Faults	Serve Receptions	Total Attempts	Succ %	
	1	5	RYLOVA Valeriya	8	-	3	11	72.73	
		1	GORDEYEVA Yelena	1	-	3	4		
		8	SHENBERGER Irina	1	-	2	3		
		11	ROSTOVCHSHIKOVA Anastassiya	2	-	1	3		
		10	DANILOVA Regina	1	-	1	2		
		7	RAZORENKOVA Yekaterina	-	-	1	1		
		17	MARATOVA Ardak	1	-	-	1		
		4	CHUMAK Irina	-	-	-	-		
		6	AKILOVA Natalya	-	-	-	-		
		12	AIZHARIKHOVA Ainagul	-	-	-	-		
		15	BATKULDINA Aliya	-	-	-	-		
		18	KOLOMOYETS Anastassiya	-	-	-	-		
Limit									
25.00%	Team Totals				14		11	25	56.00



Match No.: 9

Match Statistics

경기 통계

Match Duration: 59m
Spectators: 1500

P3


KAZ vs MDV
3 0

Teams	Sets	1	2	3	Total
KAZ	3	25	25	25	75
MDV	0	6	10	10	26
	Playing Time	16m	19m	18m	53m


First Referee: ALI F B Th F Alsaid (KUW)

Second Referee: JEON Younga (KOR)


MDV - Maldives

Scoring Spike

Limit
15.00%

Rk	No	Name	Spikes	Faults	Shots	Total Attempts	Eff %
	2	AZEEFA Mariyam	2	4	10	16	
	10	MAJIDHA Aishath	2	4	7	13	
	6	RASHIDHA Hawwa	1	8	16	25	
	7	ADAM Shaufa	-	-	2	2	
	16	IBRAHIM Khadheeja	-	2	-	2	
	15	MOOSA Fathimath Zeeniya	-	1	-	1	
	3	HALEEM Mariyam	-	-	-	-	
	4	AREESHA Aminath	-	-	-	-	
	8	SAMA Haleemath	-	-	-	-	
	9	ZAREER Fathimath Joozan	-	-	-	-	
	11	HASSAN Mueena	-	-	-	-	
	13	IBRAHIM Nasra	-	-	-	-	
Team Totals			5	19	35	59	

Scoring Block


Rk	No	Name	Kill Blocks	Faults	Rebounds	Total Attempts	Avg by Set
1	6	RASHIDHA Hawwa	1	2	-	3	0.33
2	7	ADAM Shaufa	-	2	2	4	0.00
2	16	IBRAHIM Khadheeja	-	1	1	2	0.00
2	2	AZEEFA Mariyam	-	1	-	1	0.00
2	10	MAJIDHA Aishath	-	1	-	1	0.00
2	13	IBRAHIM Nasra	-	1	-	1	0.00
	3	HALEEM Mariyam	-	-	-	-	
	4	AREESHA Aminath	-	-	-	-	
	8	SAMA Haleemath	-	-	-	-	
	9	ZAREER Fathimath Joozan	-	-	-	-	
	11	HASSAN Mueena	-	-	-	-	
	15	MOOSA Fathimath Zeeniya	-	-	-	-	
Team Totals			1	8	3	12	0.33

Scoring Service


Rk	No	Name	Aces	Faults	Serve Hits	Total Attempts	Avg by Set
1	6	RASHIDHA Hawwa	-	-	6	6	0.00
1	7	ADAM Shaufa	-	1	5	6	0.00
1	13	IBRAHIM Nasra	-	-	5	5	0.00
1	16	IBRAHIM Khadheeja	-	-	4	4	0.00
1	2	AZEEFA Mariyam	-	-	3	3	0.00
1	10	MAJIDHA Aishath	-	1	2	3	0.00
	3	HALEEM Mariyam	-	-	-	-	
	4	AREESHA Aminath	-	-	-	-	
	8	SAMA Haleemath	-	-	-	-	
	9	ZAREER Fathimath Joozan	-	-	-	-	
	11	HASSAN Mueena	-	-	-	-	
	15	MOOSA Fathimath Zeeniya	-	-	-	-	
Team Totals				2	25	27	0.00

Team
Opponent Errors & Team Faults

20	3
----	---

Timing and Results provided by Tissot



Match No.: 9

Match Statistics

경기 통계

Match Duration: 59m
Spectators: 1500

P3


KAZ vs MDV
3 0

Teams	Sets	1	2	3	Total
KAZ	3	25	25	25	75
MDV	0	6	10	10	26
	Playing Time	16m	19m	18m	53m


First Referee: ALI F B Th F Alsaid (KUW)

Second Referee: JEON Younga (KOR)


MDV - Maldives

Non-Scoring Dig


Rk	No	Name	Digs	Faults	Receptions	Total Attempts	Avg by Set
1	13	IBRAHIM Nasra	2	3	1	6	0.67
2	11	HASSAN Mueena	1	3	7	11	0.33
3	6	RASHIDHA Hawwa	-	3	6	9	0.00
3	10	MAJIDHA Aishath	-	2	4	6	0.00
3	2	AZEEFA Mariyam	-	4	2	6	0.00
3	16	IBRAHIM Khadheeja	-	2	1	3	0.00
3	15	MOOSA Fathimath Zeeniya	-	-	2	2	0.00
3	7	ADAM Shaufa	-	-	1	1	0.00
	3	HALEEM Mariyam	-	-	-	-	-
	4	AREESHA Aminath	-	-	-	-	-
	8	SAMA Haleemath	-	-	-	-	-
	9	ZAREER Fathimath Joozan	-	-	-	-	-
Team Totals			3	17	24	44	1.00

Non-Scoring Set


Rk	No	Name	Running Sets	Faults	Still Sets	Total Attempts	Avg by Set
1	13	IBRAHIM Nasra	4	-	38	42	1.33
2	16	IBRAHIM Khadheeja	1	-	3	4	0.33
3	10	MAJIDHA Aishath	-	-	5	5	0.00
3	7	ADAM Shaufa	-	-	4	4	0.00
3	6	RASHIDHA Hawwa	-	-	3	3	0.00
3	2	AZEEFA Mariyam	-	-	2	2	0.00
3	11	HASSAN Mueena	-	-	1	1	0.00
	3	HALEEM Mariyam	-	-	-	-	-
	4	AREESHA Aminath	-	-	-	-	-
	8	SAMA Haleemath	-	-	-	-	-
	9	ZAREER Fathimath Joozan	-	-	-	-	-
	15	MOOSA Fathimath Zeeniya	-	-	-	-	-
Team Totals			5		56	61	1.67

Non-Scoring Reception

Limit
25.00%

Rk	No	Name	Excellents	Faults	Serve Receptions	Total Attempts	Succ %
1	6	RASHIDHA Hawwa	2	2	12	16	12.50
1	11	HASSAN Mueena	2	6	8	16	12.50
3	2	AZEEFA Mariyam	2	3	12	17	11.76
	15	MOOSA Fathimath Zeeniya	1	-	5	6	
	10	MAJIDHA Aishath	1	2	-	3	
	3	HALEEM Mariyam	-	-	-	-	
	4	AREESHA Aminath	-	-	-	-	
	7	ADAM Shaufa	-	-	-	-	
	8	SAMA Haleemath	-	-	-	-	
	9	ZAREER Fathimath Joozan	-	-	-	-	
	13	IBRAHIM Nasra	-	-	-	-	
	16	IBRAHIM Khadheeja	-	-	-	-	
Team Totals			8	13	37	58	13.79

LEGEND	
Avg	Average
Eff%	Efficiency
Rk	Rank
Succ%	Success %

Timing and Results provided by Tissot



Match No.: 10

Match Statistics

경기 통계

Match Duration: 1h 25m
Spectators: 3500

P3


KOR vs THA
3 0

Teams	Sets	1	2	3	Total
KOR	3	25	25	25	75
THA	0	21	20	21	62
	Playing Time	26m	26m	27m	1h 19m


First Referee: LEE Heung Fai (HKG)

Second Referee: FAHAD MOHAMMED Ismael (QAT)


KOR - Republic of Korea

Scoring Spike

Limit 15.00%

Rk	No	Name	Spikes	Faults	Shots	Total Attempts	Eff %
1	13	PARK Jeongah	13	1	13	27	44.44
2	10	KIM Yeonkoug	17	2	17	36	41.67
	14	YANG Hyojin	5	2	6	13	
	4	KIM Heejin	4	3	4	11	
	12	HAN Songyi	-	-	1	1	
	3	LEE Hyohee	-	-	-	-	
	5	KIM Haeran	-	-	-	-	
	7	LEE Jaeyeong	-	-	-	-	
	8	NAM Jieyoun	-	-	-	-	
	9	LEE Dayeong	-	-	-	-	
	16	BAE Yoona	-	-	-	-	
	19	BAEK Mokhwa	-	-	-	-	
Team Totals			39	8	41	88	35.23

Scoring Block


Rk	No	Name	Kill Blocks	Faults	Rebounds	Total Attempts	Avg by Set
1	14	YANG Hyojin	4	5	3	12	1.33
1	10	KIM Yeonkoug	4	1	3	8	1.33
3	12	HAN Songyi	2	6	4	12	0.67
4	4	KIM Heejin	1	2	2	5	0.33
4	16	BAE Yoona	1	-	-	1	0.33
6	3	LEE Hyohee	-	5	2	7	0.00
6	13	PARK Jeongah	-	3	2	5	0.00
	5	KIM Haeran	-	-	-	-	
	7	LEE Jaeyeong	-	-	-	-	
	8	NAM Jieyoun	-	-	-	-	
	9	LEE Dayeong	-	-	-	-	
	19	BAEK Mokhwa	-	-	-	-	
Team Totals			12	22	16	50	4.00

Scoring Service


Rk	No	Name	Aces	Faults	Serve Hits	Total Attempts	Avg by Set
1	13	PARK Jeongah	3	-	6	9	1.00
2	3	LEE Hyohee	2	-	19	21	0.67
3	10	KIM Yeonkoug	1	2	6	9	0.33
4	14	YANG Hyojin	-	2	8	10	0.00
4	12	HAN Songyi	-	2	7	9	0.00
4	4	KIM Heejin	-	1	4	5	0.00
4	8	NAM Jieyoun	-	-	4	4	0.00
4	9	LEE Dayeong	-	1	2	3	0.00
4	19	BAEK Mokhwa	-	1	2	3	0.00
	5	KIM Haeran	-	-	-	-	
	7	LEE Jaeyeong	-	-	-	-	
	16	BAE Yoona	-	-	-	-	
Team Totals			6	9	58	73	2.00

Team
Opponent Errors & Team Faults

18

Timing and Results provided by Tissot



Match No.: 10

Match Statistics

경기 통계

Match Duration: 1h 25m
Spectators: 3500

P3


KOR vs THA
3 0


Teams	Sets	1	2	3	Total
KOR	3	25	25	25	75
THA	0	21	20	21	62
	Playing Time	26m	26m	27m	1h 19m


First Referee: LEE Heung Fai (HKG)

Second Referee: FAHAD MOHAMMED Ismael (QAT)

KOR - Republic of Korea

Non-Scoring Dig	Rk	No	Name	Digs	Faults	Receptions	Total Attempts	Avg by Set	
	1	12	HAN Songyi	3	2	4	9	1.00	
	2	5	KIM Haeran	2	3	10	15	0.67	
	3	19	BAEK Mokhwa	1	-	-	1	0.33	
	4	10	KIM Yeonkoug	-	3	9	12	0.00	
	4	3	LEE Hyohee	-	3	4	7	0.00	
	4	13	PARK Jeongah	-	-	6	6	0.00	
	4	8	NAM Jieyoun	-	1	1	2	0.00	
	4	14	YANG Hyojin	-	-	1	1	0.00	
		4	KIM Heejin	-	-	-	-	-	
		7	LEE Jaeyeong	-	-	-	-	-	
		9	LEE Dayeong	-	-	-	-	-	
		16	BAE Yoona	-	-	-	-	-	
	Team Totals				6	12	35	53	2.00

Non-Scoring Set	Rk	No	Name	Running Sets	Faults	Still Sets	Total Attempts	Avg by Set	
	1	3	LEE Hyohee	28	-	33	61	9.33	
	2	9	LEE Dayeong	6	-	6	12	2.00	
	3	5	KIM Haeran	3	-	2	5	1.00	
	4	12	HAN Songyi	-	-	2	2	0.00	
	4	14	YANG Hyojin	-	-	2	2	0.00	
		4	KIM Heejin	-	-	-	-	-	
		7	LEE Jaeyeong	-	-	-	-	-	
		8	NAM Jieyoun	-	-	-	-	-	
		10	KIM Yeonkoug	-	-	-	-	-	
		13	PARK Jeongah	-	-	-	-	-	
		16	BAE Yoona	-	-	-	-	-	
		19	BAEK Mokhwa	-	-	-	-	-	
	Team Totals				37		45	82	12.33

Non-Scoring Reception	Rk	No	Name	Excellents	Faults	Serve Receptions	Total Attempts	Succ %	
	1	10	KIM Yeonkoug	15	-	5	20	75.00	
	2	12	HAN Songyi	4	-	11	15	26.67	
		5	KIM Haeran	6	-	6	12		
		13	PARK Jeongah	2	-	1	3		
		8	NAM Jieyoun	-	-	1	1		
		14	YANG Hyojin	1	-	-	1		
		16	BAE Yoona	1	-	-	1		
		3	LEE Hyohee	-	-	-	-		
		4	KIM Heejin	-	-	-	-		
		7	LEE Jaeyeong	-	-	-	-		
		9	LEE Dayeong	-	-	-	-		
		19	BAEK Mokhwa	-	-	-	-		
	Limit								
	25.00%				29		24	53	54.72
	Team Totals								

Timing and Results provided by Tissot



Match No.: 10

Match Statistics

경기 통계

Match Duration: 1h 25m
Spectators: 3500

P3

KOR vs THA
3 0

Teams	Sets	1	2	3	Total
KOR	3	25	25	25	75
THA	0	21	20	21	62
	Playing Time	26m	26m	27m	1h 19m

First Referee: LEE Heung Fai (HKG)


Second Referee: FAHAD MOHAMMED Ismael (QAT)

THA - Thailand


Scoring Spike

Limit 15.00%

Rk	No	Name	Spikes	Faults	Shots	Total Attempts	Eff %
1	10	APINYAPONG Wilavan	16	3	8	27	48.15
2	15	KANTHONG Malika	6	2	8	16	25.00
3	6	SITTIRAK Onuma	11	7	13	31	12.90
	5	THINKAOW Pleumjit	6	6	4	16	
	12	CHAISRI Tapaphaipun	3	2	3	8	
	4	NUEKJANG Thatdao	2	1	2	5	
	13	TOMKOM Nootsara	1	-	2	3	
	2	PANNOY Piyanut	-	-	-	-	
	3	PHANUSIT Em Orn	-	-	-	-	
	9	PINSUWAN Khatthalee	-	-	-	-	
	17	KAMULTHALA Kaewkalaya	-	-	-	-	
	19	PANKAEW Parinya	-	-	-	-	
Team Totals			45	21	40	106	22.64

Scoring Block


Rk	No	Name	Kill Blocks	Faults	Rebounds	Total Attempts	Avg by Set
1	6	SITTIRAK Onuma	1	3	2	6	0.33
1	13	TOMKOM Nootsara	1	-	2	3	0.33
3	5	THINKAOW Pleumjit	-	4	7	11	0.00
3	4	NUEKJANG Thatdao	-	6	2	8	0.00
3	15	KANTHONG Malika	-	2	1	3	0.00
3	10	APINYAPONG Wilavan	-	2	-	2	0.00
	2	PANNOY Piyanut	-	-	-	-	
	3	PHANUSIT Em Orn	-	-	-	-	
	9	PINSUWAN Khatthalee	-	-	-	-	
	12	CHAISRI Tapaphaipun	-	-	-	-	
	17	KAMULTHALA Kaewkalaya	-	-	-	-	
	19	PANKAEW Parinya	-	-	-	-	
Team Totals			2	17	14	33	0.67

Scoring Service


Rk	No	Name	Aces	Faults	Serve Hits	Total Attempts	Avg by Set
1	10	APINYAPONG Wilavan	-	1	11	12	0.00
1	15	KANTHONG Malika	-	2	10	12	0.00
1	13	TOMKOM Nootsara	-	-	11	11	0.00
1	6	SITTIRAK Onuma	-	2	9	11	0.00
1	5	THINKAOW Pleumjit	-	-	7	7	0.00
1	4	NUEKJANG Thatdao	-	3	3	6	0.00
1	9	PINSUWAN Khatthalee	-	-	2	2	0.00
1	19	PANKAEW Parinya	-	-	2	2	0.00
1	12	CHAISRI Tapaphaipun	-	-	1	1	0.00
	2	PANNOY Piyanut	-	-	-	-	
	3	PHANUSIT Em Orn	-	-	-	-	
	17	KAMULTHALA Kaewkalaya	-	-	-	-	
Team Totals				8	56	64	0.00

Team

Opponent Errors & Team Faults	15	1

Timing and Results provided by Tissot



Match No.: 10

Match Statistics

경기 통계

Match Duration: 1h 25m
Spectators: 3500

P3


KOR vs THA
3 0


Teams	Sets	1	2	3	Total
KOR	3	25	25	25	75
THA	0	21	20	21	62
	Playing Time	26m	26m	27m	1h 19m


First Referee: LEE Heung Fai (HKG)

Second Referee: FAHAD MOHAMMED Ismael (QAT)

THA - Thailand

Non-Scoring Dig	Rk	No	Name	Digs	Faults	Receptions	Total Attempts	Avg by Set	
	1	10	APINYAPONG Wilavan	2	4	11	17	0.67	
	1	13	TOMKOM Nootsara	2	-	10	12	0.67	
	3	2	PANNOY Piyanut	1	2	8	11	0.33	
	3	12	CHAISRI Tapaphaipun	1	1	2	4	0.33	
	5	15	KANTHONG Malika	-	1	7	8	0.00	
	5	6	SITTIRAK Onuma	-	1	3	4	0.00	
	5	4	NUEKJANG Thatdao	-	-	3	3	0.00	
	5	5	THINKAOW Pleumjit	-	1	2	3	0.00	
	5	3	PHANUSIT Em Orn	-	-	1	1	0.00	
		9	PINSUWAN Khatthalee	-	-	-	-	-	
		17	KAMULTHALA Kaewkalaya	-	-	-	-	-	
		19	PANKAEW Parinya	-	-	-	-	-	
	Team Totals				6	10	47	63	2.00

Non-Scoring Set	Rk	No	Name	Running Sets	Faults	Still Sets	Total Attempts	Avg by Set	
	1	13	TOMKOM Nootsara	38	-	40	78	12.67	
	2	2	PANNOY Piyanut	1	-	5	6	0.33	
	2	5	THINKAOW Pleumjit	1	-	4	5	0.33	
	2	15	KANTHONG Malika	1	-	4	5	0.33	
	2	4	NUEKJANG Thatdao	1	-	-	1	0.33	
	2	19	PANKAEW Parinya	1	-	-	1	0.33	
	7	6	SITTIRAK Onuma	-	-	3	3	0.00	
	7	10	APINYAPONG Wilavan	-	-	2	2	0.00	
	7	12	CHAISRI Tapaphaipun	-	-	1	1	0.00	
		3	PHANUSIT Em Orn	-	-	-	-	-	
		9	PINSUWAN Khatthalee	-	-	-	-	-	
		17	KAMULTHALA Kaewkalaya	-	-	-	-	-	
	Team Totals				43		59	102	14.33

Non-Scoring Reception	Rk	No	Name	Excellents	Faults	Serve Receptions	Total Attempts	Succ %	
	1	15	KANTHONG Malika	9	-	9	18	50.00	
	2	2	PANNOY Piyanut	5	1	8	14	35.71	
	3	10	APINYAPONG Wilavan	6	3	8	17	35.29	
		6	SITTIRAK Onuma	2	-	7	9		
		12	CHAISRI Tapaphaipun	1	-	1	2		
		4	NUEKJANG Thatdao	-	1	-	1		
		13	TOMKOM Nootsara	-	1	-	1		
		3	PHANUSIT Em Orn	-	-	-	-		
		5	THINKAOW Pleumjit	-	-	-	-		
		9	PINSUWAN Khatthalee	-	-	-	-		
		17	KAMULTHALA Kaewkalaya	-	-	-	-		
		19	PANKAEW Parinya	-	-	-	-		
	Team Totals				23	6	33	62	37.10

LEGEND		Eff%		Rk		Succ%	
Avg	Average	Eff%	Efficiency	Rk	Rank	Succ%	Success %

Timing and Results provided by Tissot



Results Table - Preliminary Round

결과표 - 조별리그

As of TUE 23 SEP 2014 at 21:03

P4

Pool A				Points per Set					Total Points	Match Duration	Spectators
Match	Date	Teams	Sets	1	2	3	4	5			
1	20 SEP 2014	KOR vs IND	3 - 0	25 - 5	25 - 12	25 - 13			75 - 30	1h 03m	2,500
3	21 SEP 2014	THA vs JPN	3 - 1	25 - 27	25 - 18	25 - 19	25 - 21		100 - 85	1h 54m	4,000
5	22 SEP 2014	IND vs JPN	0 - 3	6 - 25	11 - 25	12 - 25			29 - 75	1h 02m	245
10	23 SEP 2014	KOR vs THA	3 - 0	25 - 21	25 - 20	25 - 21			75 - 62	1h 25m	3,500
11	24 SEP 2014	THA vs IND									
16	25 SEP 2014	KOR vs JPN									

Pool B				Points per Set					Total Points	Match Duration	Spectators
Match	Date	Teams	Sets	1	2	3	4	5			
2	20 SEP 2014	TPE vs HKG	3 - 0	25 - 10	25 - 12	25 - 19			75 - 41	1h 07m	220
4	21 SEP 2014	KAZ vs CHN	0 - 3	14 - 25	11 - 25	14 - 25			39 - 75	1h 09m	1,000
6	22 SEP 2014	HKG vs KAZ	1 - 3	25 - 23	17 - 25	16 - 25	22 - 25		80 - 98	1h 48m	270
7	22 SEP 2014	MDV vs TPE	0 - 3	3 - 25	11 - 25	7 - 25			21 - 75	53m	190
8	23 SEP 2014	CHN vs HKG	3 - 0	25 - 10	25 - 12	25 - 7			75 - 29	1h 01m	1,000
9	23 SEP 2014	KAZ vs MDV	3 - 0	25 - 6	25 - 10	25 - 10			75 - 26	59m	1,500
12	24 SEP 2014	MDV vs CHN									
13	24 SEP 2014	TPE vs KAZ									
14	25 SEP 2014	CHN vs TPE									
15	25 SEP 2014	HKG vs MDV									

Statistics of	Average match duration	Average spectators	Total spectators
Preliminary Round	1h 14m	1.443	14,425

Pool A																	
Rank	Team	Ranking Points	Matches			Results Details						Sets			Points		
			Played	Won	Lost	3-0	3-1	3-2	2-3	1-3	0-3	Won	Lost	Ratio	Won	Lost	Ratio
1	KOR	6	2	2	0	2						6	0	MAX	150	92	1.630
2	JPN	3	2	1	1	1				1		4	3	1.333	160	129	1.240
3	THA	3	2	1	1		1				1	3	4	0.750	162	160	1.013
4	IND	0	2	0	2						2	0	6	0.000	59	150	0.393

Pool B																	
Rank	Team	Ranking Points	Matches			Results Details						Sets			Points		
			Played	Won	Lost	3-0	3-1	3-2	2-3	1-3	0-3	Won	Lost	Ratio	Won	Lost	Ratio
1	TPE	6	2	2	0	2						6	0	MAX	150	62	2.419
2	CHN	6	2	2	0	2						6	0	MAX	150	68	2.206
3	KAZ	6	3	2	1	1	1				1	6	4	1.500	212	181	1.171
4	HKG	0	3	0	3					1	2	1	9	0.111	150	248	0.605
5	MDV	0	2	0	2						2	0	6	0.000	47	150	0.313

LEGEND

MAX Ratio with no points or sets lost Ratio Ratio of points or sets won/lost

Timing and Results provided by Tissot





Teams Ranking by Skills


스킬별 팀 순위

As of TUE 23 SEP 2014 at 21:00

P6

Scoring Spike	Rk	Name	Spikes	Faults	Shots	Total Attempts	Eff %
	1	TPE - Chinese Taipei	77	14	39	130	48.46
	2	CHN - China	80	11	58	149	46.31
	3	KOR - Republic of Korea	79	14	73	166	39.16
	4	THA - Thailand	106	37	117	260	26.54
	5	JPN - Japan	82	31	116	229	22.27
	6	KAZ - Kazakhstan	102	45	121	268	21.27
	7	HKG - Hong Kong, China	69	64	163	296	1.69
	8	IND - India	33	38	89	160	0.00
	9	MDV - Maldives	9	22	59	90	0.00
	Tournament Totals			637	276	835	1748

Scoring Block	Rk	Name	Kill Blocks	Faults	Rebounds	Total Attempts	Avg by Set
	1	CHN - China	21	14	33	68	3.50
	2	JPN - Japan	20	24	43	87	2.86
	3	KOR - Republic of Korea	17	28	26	71	2.83
	4	KAZ - Kazakhstan	27	28	57	112	2.70
	5	THA - Thailand	11	44	54	109	1.57
	6	HKG - Hong Kong, China	12	32	40	84	1.20
	7	TPE - Chinese Taipei	3	7	16	26	0.50
	8	IND - India	2	15	29	46	0.33
	9	MDV - Maldives	1	15	6	22	0.17
	Tournament Totals			114	207	304	625

Scoring Service	Rk	Name	Aces	Faults	Serve Hits	Total Attempts	Avg by Set
	1	TPE - Chinese Taipei	41	20	88	149	6.83
	2	CHN - China	21	9	119	149	3.50
	3	KAZ - Kazakhstan	27	21	160	208	2.70
	4	KOR - Republic of Korea	15	14	117	146	2.50
	5	JPN - Japan	12	15	130	157	1.71
	6	HKG - Hong Kong, China	9	26	119	154	0.90
	7	THA - Thailand	4	22	140	166	0.57
	8	MDV - Maldives	3	8	38	49	0.50
	9	IND - India	2	13	46	61	0.33
	Tournament Totals			134	148	957	1239





Teams Ranking by Skills


스킬별 팀 순위

As of TUE 23 SEP 2014 at 21:00

P6

Non-Scoring Dig	Rk	Name	Digs	Faults	Receptions	Total Attempts	Avg by Set
	1	TPE - Chinese Taipei	22	6	73	101	3.67
	2	KOR - Republic of Korea	16	17	81	114	2.67
	3	HKG - Hong Kong, China	24	46	141	211	2.40
	4	JPN - Japan	14	22	124	160	2.00
	5	THA - Thailand	12	20	121	153	1.71
	6	IND - India	8	32	85	125	1.33
	7	KAZ - Kazakhstan	13	26	165	204	1.30
	8	CHN - China	7	13	89	109	1.17
	9	MDV - Maldives	3	31	43	77	0.50
Tournament Totals			119	213	922	1254	3.72

Non-Scoring Set	Rk	Name	Running Sets	Faults	Still Sets	Total Attempts	Avg by Set
	1	THA - Thailand	100	1	142	243	14.29
	2	CHN - China	73	1	64	138	12.17
	3	TPE - Chinese Taipei	71	4	54	129	11.83
	4	KOR - Republic of Korea	70	-	80	150	11.67
	5	JPN - Japan	73	1	144	218	10.43
	6	KAZ - Kazakhstan	84	7	150	241	8.40
	7	HKG - Hong Kong, China	58	4	213	275	5.80
	8	IND - India	30	5	125	160	5.00
	9	MDV - Maldives	8	2	85	95	1.33
Tournament Totals			567	25	1057	1649	17.72

Non-Scoring Reception	Rk	Name	Excellents	Faults	Serve Receptions	Total Attempts	Succ %
	1	KOR - Republic of Korea	41	2	33	76	53.95
	2	CHN - China	26	4	32	62	41.94
	3	JPN - Japan	41	3	61	105	39.05
	4	THA - Thailand	49	8	81	138	35.51
	5	TPE - Chinese Taipei	17	6	27	50	34.00
	6	KAZ - Kazakhstan	44	11	94	149	29.53
	7	IND - India	34	19	68	121	28.10
	8	HKG - Hong Kong, China	49	36	122	207	23.67
	9	MDV - Maldives	9	40	63	112	8.04
Tournament Totals			310	129	581	1020	30.39

LEGEND							
Avg	Average	Eff%	Efficiency	Rk	Rank	Succ%	Success %

Timing and Results provided by Tissot





Cumulative Statistics by Skills


스킬별 누적통계

CHN - China

AFTER 2 MATCHES

Scoring Spike	No	Name	Spikes	Faults	Shots	Total Attempts	Eff %
	1	QIAO Ting	4	-	5	9	44.44
	2	YAO di	-	-	-	-	0.00
	3	YIN Na	4	-	7	11	36.36
	4	WANG Qian	-	-	-	-	0.00
	5	DING Xia	3	1	1	5	40.00
	6	YAN Ni	10	-	7	17	58.82
	8	ZHANG Changning	25	5	14	44	45.45
	9	LI Jing	9	-	9	18	50.00
	10	ZHANG Xiaoya	11	1	3	15	66.67
	11	LIU Yanhan	12	3	6	21	42.86
	12	HUANG Liuyan	-	-	-	-	0.00
	13	WANG Qi	2	1	6	9	11.11
	Team Totals			80	11	58	149

Scoring Block	No	Name	Kill Blocks	Faults	Rebounds	Total Attempts	Avg by Set
	1	QIAO Ting	1	1	4	6	0.17
	2	YAO di	1	-	-	1	0.17
	3	YIN Na	1	-	5	6	0.17
	4	WANG Qian	-	-	-	-	0.00
	5	DING Xia	-	2	3	5	0.00
	6	YAN Ni	5	1	5	11	0.83
	8	ZHANG Changning	6	4	4	14	1.00
	9	LI Jing	2	1	4	7	0.33
	10	ZHANG Xiaoya	3	1	6	10	0.50
	11	LIU Yanhan	-	3	2	5	0.00
	12	HUANG Liuyan	-	-	-	-	0.00
	13	WANG Qi	2	1	-	3	0.33
	Team Totals			21	14	33	68

Scoring Service	No	Name	Aces	Faults	Serve Hits	Total Attempts	Avg by Set
	1	QIAO Ting	1	-	7	8	0.17
	2	YAO di	1	-	3	4	0.17
	3	YIN Na	3	-	19	22	0.50
	4	WANG Qian	-	-	-	-	0.00
	5	DING Xia	1	2	10	13	0.17
	6	YAN Ni	1	1	19	21	0.17
	8	ZHANG Changning	5	3	19	27	0.83
	9	LI Jing	1	-	4	5	0.17
	10	ZHANG Xiaoya	-	-	20	20	0.00
	11	LIU Yanhan	5	2	9	16	0.83
	12	HUANG Liuyan	-	-	-	-	0.00
	13	WANG Qi	3	1	9	13	0.50
	Team Totals			21	9	119	149

Team	Opponent Errors & Team Faults	28	
-------------	--	----	--





Cumulative Statistics by Skills


스킬별 누적통계

CHN - China

AFTER 2 MATCHES

Non-Scoring Dig	No	Name	Digs	Faults	Receptions	Total Attempts	Avg by Set
	1	QIAO Ting	-	-	3	3	0.00
	2	YAO di	-	2	2	4	0.00
	3	YIN Na	1	-	14	15	0.17
	4	WANG Qian	1	1	8	10	0.17
	5	DING Xia	-	2	8	10	0.00
	6	YAN Ni	-	1	2	3	0.00
	8	ZHANG Changning	-	1	11	12	0.00
	9	LI Jing	-	-	7	7	0.00
	10	ZHANG Xiaoya	-	2	5	7	0.00
	11	LIU Yanhan	1	3	10	14	0.17
	12	HUANG Liuyan	3	-	11	14	0.50
	13	WANG Qi	1	1	8	10	0.17
	Team Totals			7	13	89	109

Non-Scoring Set	No	Name	Running Sets	Faults	Still Sets	Total Attempts	Avg by Set
	1	QIAO Ting	-	-	1	1	0.00
	2	YAO di	20	-	25	45	3.33
	3	YIN Na	3	-	2	5	0.50
	4	WANG Qian	1	-	1	2	0.17
	5	DING Xia	47	1	24	72	7.83
	6	YAN Ni	1	-	2	3	0.17
	8	ZHANG Changning	1	-	1	2	0.17
	9	LI Jing	-	-	2	2	0.00
	10	ZHANG Xiaoya	-	-	-	-	0.00
	11	LIU Yanhan	-	-	2	2	0.00
	12	HUANG Liuyan	-	-	3	3	0.00
	13	WANG Qi	-	-	1	1	0.00
	Team Totals			73	1	64	138

Non-Scoring Reception	No	Name	Excellents	Faults	Serve Receptions	Total Attempts	Succ %
	1	QIAO Ting	-	-	-	-	0.00
	2	YAO di	-	-	-	-	0.00
	3	YIN Na	9	-	3	12	75.00
	4	WANG Qian	8	2	10	20	40.00
	5	DING Xia	-	-	-	-	0.00
	6	YAN Ni	-	-	-	-	0.00
	8	ZHANG Changning	4	1	5	10	40.00
	9	LI Jing	1	1	-	2	50.00
	10	ZHANG Xiaoya	-	-	-	-	0.00
	11	LIU Yanhan	-	-	2	2	0.00
	12	HUANG Liuyan	3	-	7	10	30.00
	13	WANG Qi	1	-	5	6	16.67
	Team Totals			26	4	32	62

LEGEND			
Avg	Eff%	Succ%	
Average	Efficiency	Success %	

Timing and Results provided by Tissot





Cumulative Statistics by Skills


스킬별 누적통계

HKG - Hong Kong, China

AFTER 3 MATCHES

Scoring Spike	No	Name	Spikes	Faults	Shots	Total Attempts	Eff %	
	1	LAM Mei	11	9	23	43	4.65	
	4	FONG Sze Man	2	4	16	22	0.00	
	5	TSANG Sze Nga	6	7	14	27	0.00	
	7	YEUNG Sau Mei	25	17	32	74	10.81	
	8	KOO Yung Yung	2	4	10	16	0.00	
	9	LO Ka Yan	1	4	6	11	0.00	
	10	FUNG Tsz Yan	-	1	1	2	0.00	
	11	LEE Pui Shan	3	-	4	7	42.86	
	12	LAW Ho Fung Thyllis	6	12	32	50	0.00	
	14	LAM Yee Ting	5	4	12	21	4.76	
	16	TSUI Ka Yee	-	-	-	-	0.00	
	18	IP Hoi Lun Helen	8	2	13	23	26.09	
	Team Totals			69	64	163	296	1.69

Scoring Block	No	Name	Kill Blocks	Faults	Rebounds	Total Attempts	Avg by Set	
	1	LAM Mei	1	-	8	9	0.10	
	4	FONG Sze Man	-	4	3	7	0.00	
	5	TSANG Sze Nga	-	6	3	9	0.00	
	7	YEUNG Sau Mei	4	4	3	11	0.40	
	8	KOO Yung Yung	1	3	2	6	0.10	
	9	LO Ka Yan	-	2	-	2	0.00	
	10	FUNG Tsz Yan	-	-	-	-	0.00	
	11	LEE Pui Shan	-	-	1	1	0.00	
	12	LAW Ho Fung Thyllis	-	5	4	9	0.00	
	14	LAM Yee Ting	2	3	10	15	0.20	
	16	TSUI Ka Yee	-	-	-	-	0.00	
	18	IP Hoi Lun Helen	4	5	6	15	0.40	
	Team Totals			12	32	40	84	1.20

Scoring Service	No	Name	Aces	Faults	Serve Hits	Total Attempts	Avg by Set	
	1	LAM Mei	1	6	26	33	0.10	
	4	FONG Sze Man	-	1	3	4	0.00	
	5	TSANG Sze Nga	2	5	21	28	0.20	
	7	YEUNG Sau Mei	4	3	17	24	0.40	
	8	KOO Yung Yung	-	1	3	4	0.00	
	9	LO Ka Yan	1	2	8	11	0.10	
	10	FUNG Tsz Yan	-	-	2	2	0.00	
	11	LEE Pui Shan	-	-	3	3	0.00	
	12	LAW Ho Fung Thyllis	-	4	10	14	0.00	
	14	LAM Yee Ting	1	2	17	20	0.10	
	16	TSUI Ka Yee	-	-	-	-	0.00	
	18	IP Hoi Lun Helen	-	2	9	11	0.00	
	Team Totals			9	26	119	154	0.90

Team	Opponent Errors & Team Faults	60	3
------	-------------------------------	----	---





Cumulative Statistics by Skills


스킬별 누적통계

HKG - Hong Kong, China

AFTER 3 MATCHES

Non-Scoring Dig	No	Name	Digs	Faults	Receptions	Total Attempts	Avg by Set
	1	LAM Mei	5	7	20	32	0.50
	4	FONG Sze Man	-	-	4	4	0.00
	5	TSANG Sze Nga	-	3	4	7	0.00
	7	YEUNG Sau Mei	2	5	19	26	0.20
	8	KOO Yung Yung	-	-	-	-	0.00
	9	LO Ka Yan	1	1	7	9	0.10
	10	FUNG Tsz Yan	1	3	5	9	0.10
	11	LEE Pui Shan	1	2	10	13	0.10
	12	LAW Ho Fung Thyllis	4	4	16	24	0.40
	14	LAM Yee Ting	3	9	11	23	0.30
	16	TSUI Ka Yee	7	12	38	57	0.70
	18	IP Hoi Lun Helen	-	-	7	7	0.00
	Team Totals			24	46	141	211

Non-Scoring Set	No	Name	Running Sets	Faults	Still Sets	Total Attempts	Avg by Set
	1	LAM Mei	-	-	6	6	0.00
	4	FONG Sze Man	-	1	4	5	0.00
	5	TSANG Sze Nga	-	-	5	5	0.00
	7	YEUNG Sau Mei	1	-	6	7	0.10
	8	KOO Yung Yung	-	-	1	1	0.00
	9	LO Ka Yan	-	-	2	2	0.00
	10	FUNG Tsz Yan	6	2	24	32	0.60
	11	LEE Pui Shan	-	-	2	2	0.00
	12	LAW Ho Fung Thyllis	-	-	4	4	0.00
	14	LAM Yee Ting	46	1	127	174	4.60
	16	TSUI Ka Yee	4	-	28	32	0.40
	18	IP Hoi Lun Helen	1	-	4	5	0.10
	Team Totals			58	4	213	275

Non-Scoring Reception	No	Name	Excellents	Faults	Serve Receptions	Total Attempts	Succ %
	1	LAM Mei	6	4	27	37	16.22
	4	FONG Sze Man	2	1	4	7	28.57
	5	TSANG Sze Nga	-	-	-	-	0.00
	7	YEUNG Sau Mei	3	5	15	23	13.04
	8	KOO Yung Yung	-	-	-	-	0.00
	9	LO Ka Yan	1	1	6	8	12.50
	10	FUNG Tsz Yan	-	-	-	-	0.00
	11	LEE Pui Shan	3	5	11	19	15.79
	12	LAW Ho Fung Thyllis	14	10	31	55	25.45
	14	LAM Yee Ting	-	1	-	1	0.00
	16	TSUI Ka Yee	20	9	28	57	35.09
	18	IP Hoi Lun Helen	-	-	-	-	0.00
	Team Totals			49	36	122	207

LEGEND			
Avg	Eff%	Succ%	
Average	Efficiency	Success %	

Timing and Results provided by Tissot





Cumulative Statistics by Skills


스킬별 누적통계

KAZ - Kazakhstan

AFTER 3 MATCHES

Scoring Spike	No	Name	Spikes	Faults	Shots	Total Attempts	Eff %	
	1	GORDEYEVA Yelena	19	7	26	52	23.08	
	4	CHUMAK Irina	6	5	12	23	4.35	
	5	RYLOVA Valeriya	-	-	-	-	0.00	
	6	AKILOVA Natalya	19	2	22	43	39.53	
	7	RAZORENKOVA Yekaterina	10	7	11	28	10.71	
	8	SHENBERGER Irina	11	9	22	42	4.76	
	10	DANILOVA Regina	2	3	1	6	0.00	
	11	ROSTOVCHSHIKOVA Anastassiya	7	5	10	22	9.09	
	12	AIZHARIKHOVA Ainagul	7	-	7	14	50.00	
	15	BATKULDINA Aliya	2	2	1	5	0.00	
	17	MARATOVA Ardak	2	1	4	7	14.29	
	18	KOLOMOYETS Anastassiya	17	4	5	26	50.00	
	Team Totals			102	45	121	268	21.27

Scoring Block	No	Name	Kill Blocks	Faults	Rebounds	Total Attempts	Avg by Set	
	1	GORDEYEVA Yelena	1	1	5	7	0.10	
	4	CHUMAK Irina	2	6	8	16	0.20	
	5	RYLOVA Valeriya	-	-	-	-	0.00	
	6	AKILOVA Natalya	1	7	8	16	0.10	
	7	RAZORENKOVA Yekaterina	4	4	4	12	0.40	
	8	SHENBERGER Irina	4	2	2	8	0.40	
	10	DANILOVA Regina	1	-	-	1	0.10	
	11	ROSTOVCHSHIKOVA Anastassiya	4	2	3	9	0.40	
	12	AIZHARIKHOVA Ainagul	1	1	6	8	0.10	
	15	BATKULDINA Aliya	2	1	2	5	0.20	
	17	MARATOVA Ardak	1	-	-	1	0.10	
	18	KOLOMOYETS Anastassiya	6	4	19	29	0.60	
	Team Totals			27	28	57	112	2.70

Scoring Service	No	Name	Aces	Faults	Serve Hits	Total Attempts	Avg by Set	
	1	GORDEYEVA Yelena	6	2	25	33	0.60	
	4	CHUMAK Irina	3	4	27	34	0.30	
	5	RYLOVA Valeriya	-	-	-	-	0.00	
	6	AKILOVA Natalya	5	2	20	27	0.50	
	7	RAZORENKOVA Yekaterina	2	-	17	19	0.20	
	8	SHENBERGER Irina	4	3	13	20	0.40	
	10	DANILOVA Regina	1	1	3	5	0.10	
	11	ROSTOVCHSHIKOVA Anastassiya	-	2	5	7	0.00	
	12	AIZHARIKHOVA Ainagul	1	-	10	11	0.10	
	15	BATKULDINA Aliya	2	3	9	14	0.20	
	17	MARATOVA Ardak	1	-	8	9	0.10	
	18	KOLOMOYETS Anastassiya	2	4	23	29	0.20	
	Team Totals			27	21	160	208	2.70

Team	Opponent Errors & Team Faults	56	7
-------------	--	----	---





Cumulative Statistics by Skills


스킬별 누적통계

KAZ - Kazakhstan

AFTER 3 MATCHES

Non-Scoring Dig	No	Name	Digs	Faults	Receptions	Total Attempts	Avg by Set	
	1	GORDEYEVA Yelena	1	4	27	32	0.10	
	4	CHUMAK Irina	-	1	15	16	0.00	
	5	RYLOVA Valeriya	7	7	36	50	0.70	
	6	AKILOVA Natalya	-	5	19	24	0.00	
	7	RAZORENKOVA Yekaterina	1	3	13	17	0.10	
	8	SHENBERGER Irina	2	4	25	31	0.20	
	10	DANILOVA Regina	-	-	5	5	0.00	
	11	ROSTOVCHSHIKOVA Anastassiya	1	-	6	7	0.10	
	12	AIZHARIKHOVA Ainagul	-	-	8	8	0.00	
	15	BATKULDINA Aliya	1	1	4	6	0.10	
	17	MARATOVA Ardak	-	-	2	2	0.00	
	18	KOLOMOYETS Anastassiya	-	1	5	6	0.00	
	Team Totals			13	26	165	204	1.30

Non-Scoring Set	No	Name	Running Sets	Faults	Still Sets	Total Attempts	Avg by Set	
	1	GORDEYEVA Yelena	2	-	5	7	0.20	
	4	CHUMAK Irina	1	-	9	10	0.10	
	5	RYLOVA Valeriya	1	-	11	12	0.10	
	6	AKILOVA Natalya	42	4	83	129	4.20	
	7	RAZORENKOVA Yekaterina	1	-	6	7	0.10	
	8	SHENBERGER Irina	-	-	-	-	0.00	
	10	DANILOVA Regina	1	-	1	2	0.10	
	11	ROSTOVCHSHIKOVA Anastassiya	-	-	4	4	0.00	
	12	AIZHARIKHOVA Ainagul	3	1	2	6	0.30	
	15	BATKULDINA Aliya	31	2	27	60	3.10	
	17	MARATOVA Ardak	1	-	-	1	0.10	
	18	KOLOMOYETS Anastassiya	1	-	2	3	0.10	
	Team Totals			84	7	150	241	8.40

Non-Scoring Reception	No	Name	Excellents	Faults	Serve Receptions	Total Attempts	Succ %	
	1	GORDEYEVA Yelena	11	3	18	32	34.38	
	4	CHUMAK Irina	-	-	-	-	0.00	
	5	RYLOVA Valeriya	16	2	29	47	34.04	
	6	AKILOVA Natalya	-	-	-	-	0.00	
	7	RAZORENKOVA Yekaterina	4	-	14	18	22.22	
	8	SHENBERGER Irina	7	1	21	29	24.14	
	10	DANILOVA Regina	2	1	3	6	33.33	
	11	ROSTOVCHSHIKOVA Anastassiya	3	2	7	12	25.00	
	12	AIZHARIKHOVA Ainagul	-	1	-	1	0.00	
	15	BATKULDINA Aliya	-	-	-	-	0.00	
	17	MARATOVA Ardak	1	1	2	4	25.00	
	18	KOLOMOYETS Anastassiya	-	-	-	-	0.00	
	Team Totals			44	11	94	149	29.53

LEGEND			
Avg	Average	Eff%	Efficiency
Succ%	Success %		

Timing and Results provided by Tissot





Cumulative Statistics by Skills


스킬별 누적통계

KOR - Republic of Korea

AFTER 2 MATCHES

Scoring Spike	No	Name	Spikes	Faults	Shots	Total Attempts	Eff %
	3	LEE Hyohee	2	-	1	3	66.67
	4	KIM Heejin	7	5	9	21	9.52
	5	KIM Haeran	-	-	-	-	0.00
	7	LEE Jaeyeong	-	-	-	-	0.00
	8	NAM Jieyoun	-	-	-	-	0.00
	9	LEE Dayeong	1	1	1	3	0.00
	10	KIM Yeonkoug	22	2	18	42	47.62
	12	HAN Songyi	-	-	1	1	0.00
	13	PARK Jeongah	19	2	24	45	37.78
	14	YANG Hyojin	13	2	11	26	42.31
16	BAE Yoona	10	2	4	16	50.00	
19	BAEK Mokhwa	5	-	4	9	55.56	
Team Totals			79	14	73	166	39.16

Scoring Block	No	Name	Kill Blocks	Faults	Rebounds	Total Attempts	Avg by Set
	3	LEE Hyohee	-	6	2	8	0.00
	4	KIM Heejin	2	3	5	10	0.33
	5	KIM Haeran	-	-	-	-	0.00
	7	LEE Jaeyeong	-	-	-	-	0.00
	8	NAM Jieyoun	-	-	-	-	0.00
	9	LEE Dayeong	-	-	-	-	0.00
	10	KIM Yeonkoug	4	1	3	8	0.67
	12	HAN Songyi	2	6	4	12	0.33
	13	PARK Jeongah	-	5	5	10	0.00
	14	YANG Hyojin	7	6	5	18	1.17
16	BAE Yoona	2	1	1	4	0.33	
19	BAEK Mokhwa	-	-	1	1	0.00	
Team Totals			17	28	26	71	2.83

Scoring Service	No	Name	Aces	Faults	Serve Hits	Total Attempts	Avg by Set
	3	LEE Hyohee	5	-	38	43	0.83
	4	KIM Heejin	1	2	14	17	0.17
	5	KIM Haeran	-	-	-	-	0.00
	7	LEE Jaeyeong	-	-	-	-	0.00
	8	NAM Jieyoun	-	-	5	5	0.00
	9	LEE Dayeong	1	1	5	7	0.17
	10	KIM Yeonkoug	1	2	7	10	0.17
	12	HAN Songyi	-	2	9	11	0.00
	13	PARK Jeongah	5	1	12	18	0.83
	14	YANG Hyojin	1	4	16	21	0.17
16	BAE Yoona	1	1	8	10	0.17	
19	BAEK Mokhwa	-	1	3	4	0.00	
Team Totals			15	14	117	146	2.50

Team	Opponent Errors & Team Faults	39	
-------------	--	----	--





Cumulative Statistics by Skills


스킬별 누적통계

KOR - Republic of Korea

AFTER 2 MATCHES

Non-Scoring Dig	No	Name	Digs	Faults	Receptions	Total Attempts	Avg by Set
	3	LEE Hyohee	-	4	11	15	0.00
	4	KIM Heejin	-	1	3	4	0.00
	5	KIM Haeran	5	4	21	30	0.83
	7	LEE Jaeyeong	-	-	-	-	0.00
	8	NAM Jieyoun	1	1	4	6	0.17
	9	LEE Dayeong	-	-	2	2	0.00
	10	KIM Yeonkoug	-	3	9	12	0.00
	12	HAN Songyi	4	3	5	12	0.67
	13	PARK Jeongah	1	-	13	14	0.17
	14	YANG Hyojin	-	-	4	4	0.00
	16	BAE Yoona	2	1	6	9	0.33
19	BAEK Mokhwa	3	-	3	6	0.50	
Team Totals			16	17	81	114	2.67

Non-Scoring Set	No	Name	Running Sets	Faults	Still Sets	Total Attempts	Avg by Set
	3	LEE Hyohee	48	-	54	102	8.00
	4	KIM Heejin	1	-	-	1	0.17
	5	KIM Haeran	4	-	4	8	0.67
	7	LEE Jaeyeong	-	-	-	-	0.00
	8	NAM Jieyoun	1	-	3	4	0.17
	9	LEE Dayeong	11	-	12	23	1.83
	10	KIM Yeonkoug	-	-	-	-	0.00
	12	HAN Songyi	2	-	3	5	0.33
	13	PARK Jeongah	-	-	1	1	0.00
	14	YANG Hyojin	2	-	2	4	0.33
	16	BAE Yoona	-	-	-	-	0.00
19	BAEK Mokhwa	1	-	1	2	0.17	
Team Totals			70	-	80	150	11.67

Non-Scoring Reception	No	Name	Excellents	Faults	Serve Receptions	Total Attempts	Succ %
	3	LEE Hyohee	-	-	-	-	0.00
	4	KIM Heejin	-	-	-	-	0.00
	5	KIM Haeran	12	1	9	22	54.55
	7	LEE Jaeyeong	-	-	-	-	0.00
	8	NAM Jieyoun	2	1	4	7	28.57
	9	LEE Dayeong	-	-	-	-	0.00
	10	KIM Yeonkoug	16	-	5	21	76.19
	12	HAN Songyi	4	-	12	16	25.00
	13	PARK Jeongah	3	-	1	4	75.00
	14	YANG Hyojin	1	-	-	1	100.00
	16	BAE Yoona	2	-	1	3	66.67
19	BAEK Mokhwa	1	-	1	2	50.00	
Team Totals			41	2	33	76	53.95

LEGEND			
Avg	Eff%	Succ%	
Average	Efficiency	Success %	

Timing and Results provided by Tissot





Cumulative Statistics by Skills


스킬별 누적통계

MDV - Maldives

AFTER 2 MATCHES

Scoring Spike	No	Name	Spikes	Faults	Shots	Total Attempts	Eff %
	2	AZEEFA Mariyam	4	4	17	25	0.00
	3	HALEEM Mariyam	-	-	-	-	0.00
	4	AREESHA Aminath	-	-	-	-	0.00
	6	RASHIDHA Hawwa	2	8	24	34	0.00
	7	ADAM Shaufa	-	-	2	2	0.00
	8	SAMA Haleemath	-	-	-	-	0.00
	9	ZAREER Fathimath Joozan	-	-	-	-	0.00
	10	MAJIDHA Aishath	3	6	16	25	0.00
	11	HASSAN Mueena	-	-	-	-	0.00
	13	IBRAHIM Nasra	-	-	-	-	0.00
	15	MOOSA Fathimath Zeeniya	-	1	-	1	0.00
	16	IBRAHIM Khadheeja	-	3	-	3	0.00
Team Totals			9	22	59	90	

Scoring Block	No	Name	Kill Blocks	Faults	Rebounds	Total Attempts	Avg by Set
	2	AZEEFA Mariyam	-	3	-	3	0.00
	3	HALEEM Mariyam	-	-	-	-	0.00
	4	AREESHA Aminath	-	-	-	-	0.00
	6	RASHIDHA Hawwa	1	2	-	3	0.17
	7	ADAM Shaufa	-	4	4	8	0.00
	8	SAMA Haleemath	-	-	-	-	0.00
	9	ZAREER Fathimath Joozan	-	-	-	-	0.00
	10	MAJIDHA Aishath	-	1	1	2	0.00
	11	HASSAN Mueena	-	-	-	-	0.00
	13	IBRAHIM Nasra	-	2	-	2	0.00
	15	MOOSA Fathimath Zeeniya	-	-	-	-	0.00
	16	IBRAHIM Khadheeja	-	3	1	4	0.00
Team Totals			1	15	6	22	0.17

Scoring Service	No	Name	Aces	Faults	Serve Hits	Total Attempts	Avg by Set
	2	AZEEFA Mariyam	1	1	4	6	0.17
	3	HALEEM Mariyam	-	-	-	-	0.00
	4	AREESHA Aminath	-	-	-	-	0.00
	6	RASHIDHA Hawwa	2	1	9	12	0.33
	7	ADAM Shaufa	-	3	6	9	0.00
	8	SAMA Haleemath	-	-	-	-	0.00
	9	ZAREER Fathimath Joozan	-	-	-	-	0.00
	10	MAJIDHA Aishath	-	1	5	6	0.00
	11	HASSAN Mueena	-	-	-	-	0.00
	13	IBRAHIM Nasra	-	1	9	10	0.00
	15	MOOSA Fathimath Zeeniya	-	-	-	-	0.00
	16	IBRAHIM Khadheeja	-	1	5	6	0.00
Team Totals			3	8	38	49	0.50

Team	Opponent Errors & Team Faults	34	4
-------------	--	----	---





Cumulative Statistics by Skills


스킬별 누적통계

MDV - Maldives

AFTER 2 MATCHES

Non-Scoring Dig	No	Name	Digs	Faults	Receptions	Total Attempts	Avg by Set
	2	AZEEFA Mariyam	-	5	3	8	0.00
	3	HALEEM Mariyam	-	1	1	2	0.00
	4	AREESHA Aminath	-	-	-	-	0.00
	6	RASHIDHA Hawwa	-	4	11	15	0.00
	7	ADAM Shaufa	-	-	2	2	0.00
	8	SAMA Haleemath	-	-	-	-	0.00
	9	ZAREER Fathimath Joozan	-	-	-	-	0.00
	10	MAJIDHA Aishath	-	4	9	13	0.00
	11	HASSAN Mueena	1	6	10	17	0.17
	13	IBRAHIM Nasra	2	8	3	13	0.33
	15	MOOSA Fathimath Zeeniya	-	-	2	2	0.00
	16	IBRAHIM Khadheeja	-	3	2	5	0.00
Team Totals			3	31	43	77	0.50

Non-Scoring Set	No	Name	Running Sets	Faults	Still Sets	Total Attempts	Avg by Set
	2	AZEEFA Mariyam	-	-	3	3	0.00
	3	HALEEM Mariyam	-	-	-	-	0.00
	4	AREESHA Aminath	-	-	-	-	0.00
	6	RASHIDHA Hawwa	-	-	4	4	0.00
	7	ADAM Shaufa	-	-	6	6	0.00
	8	SAMA Haleemath	-	-	-	-	0.00
	9	ZAREER Fathimath Joozan	-	-	-	-	0.00
	10	MAJIDHA Aishath	1	-	6	7	0.17
	11	HASSAN Mueena	-	1	4	5	0.00
	13	IBRAHIM Nasra	6	1	58	65	1.00
	15	MOOSA Fathimath Zeeniya	-	-	-	-	0.00
	16	IBRAHIM Khadheeja	1	-	4	5	0.17
Team Totals			8	2	85	95	1.33

Non-Scoring Reception	No	Name	Excellents	Faults	Serve Receptions	Total Attempts	Succ %
	2	AZEEFA Mariyam	2	10	20	32	6.25
	3	HALEEM Mariyam	-	1	4	5	0.00
	4	AREESHA Aminath	-	-	-	-	0.00
	6	RASHIDHA Hawwa	3	11	22	36	8.33
	7	ADAM Shaufa	-	-	-	-	0.00
	8	SAMA Haleemath	-	-	-	-	0.00
	9	ZAREER Fathimath Joozan	-	-	-	-	0.00
	10	MAJIDHA Aishath	1	7	1	9	11.11
	11	HASSAN Mueena	2	11	11	24	8.33
	13	IBRAHIM Nasra	-	-	-	-	0.00
	15	MOOSA Fathimath Zeeniya	1	-	5	6	16.67
	16	IBRAHIM Khadheeja	-	-	-	-	0.00
Team Totals			9	40	63	112	8.04

LEGEND			
Avg	Eff%	Succ%	
Average	Efficiency	Success %	

Timing and Results provided by Tissot





Cumulative Statistics by Skills


스킬별 누적통계

THA - Thailand

AFTER 2 MATCHES

Scoring Spike	No	Name	Spikes	Faults	Shots	Total Attempts	Eff %
	2	PANNOY Piyanut	-	-	-	-	0.00
	3	PHANUSIT Em Orn	-	-	2	2	0.00
	4	NUEKJANG Thatdao	12	2	6	20	50.00
	5	THINKAOW Pleumjit	14	7	11	32	21.88
	6	SITTIRAK Onuma	39	11	38	88	31.82
	9	PINSUWAN Khatthalee	-	-	-	-	0.00
	10	APINYAPONG Wilavan	24	5	22	51	37.25
	12	CHAI SRI Tapaphaipun	10	7	14	31	9.68
	13	TOMKOM Nootsara	1	-	5	6	16.67
	15	KANTHONG Malika	6	5	19	30	3.33
	17	KAMULTHALA Kaewkalaya	-	-	-	-	0.00
	19	PANKAEW Parinya	-	-	-	-	0.00
Team Totals			106	37	117	260	26.54

Scoring Block	No	Name	Kill Blocks	Faults	Rebounds	Total Attempts	Avg by Set
	2	PANNOY Piyanut	-	-	-	-	0.00
	3	PHANUSIT Em Orn	-	1	-	1	0.00
	4	NUEKJANG Thatdao	2	12	11	25	0.29
	5	THINKAOW Pleumjit	4	9	16	29	0.57
	6	SITTIRAK Onuma	4	6	7	17	0.57
	9	PINSUWAN Khatthalee	-	-	-	-	0.00
	10	APINYAPONG Wilavan	-	4	2	6	0.00
	12	CHAI SRI Tapaphaipun	-	5	5	10	0.00
	13	TOMKOM Nootsara	1	3	8	12	0.14
	15	KANTHONG Malika	-	4	5	9	0.00
	17	KAMULTHALA Kaewkalaya	-	-	-	-	0.00
	19	PANKAEW Parinya	-	-	-	-	0.00
Team Totals			11	44	54	109	1.57

Scoring Service	No	Name	Aces	Faults	Serve Hits	Total Attempts	Avg by Set
	2	PANNOY Piyanut	-	-	-	-	0.00
	3	PHANUSIT Em Orn	-	-	1	1	0.00
	4	NUEKJANG Thatdao	-	5	9	14	0.00
	5	THINKAOW Pleumjit	1	2	25	28	0.14
	6	SITTIRAK Onuma	1	7	13	21	0.14
	9	PINSUWAN Khatthalee	-	-	5	5	0.00
	10	APINYAPONG Wilavan	-	4	30	34	0.00
	12	CHAI SRI Tapaphaipun	1	-	13	14	0.14
	13	TOMKOM Nootsara	1	1	32	34	0.14
	15	KANTHONG Malika	-	3	10	13	0.00
	17	KAMULTHALA Kaewkalaya	-	-	-	-	0.00
	19	PANKAEW Parinya	-	-	2	2	0.00
Team Totals			4	22	140	166	0.57

Team	Opponent Errors & Team Faults	41	2
------	-------------------------------	----	---





Cumulative Statistics by Skills


스킬별 누적통계

THA - Thailand

AFTER 2 MATCHES

Non-Scoring Dig	No	Name	Digs	Faults	Receptions	Total Attempts	Avg by Set
	2	PANNOY Piyanut	3	2	24	29	0.43
	3	PHANUSIT Em Orn	-	-	2	2	0.00
	4	NUEKJANG Thatdao	-	-	5	5	0.00
	5	THINKAOW Pleumjit	-	1	5	6	0.00
	6	SITTIRAK Onuma	-	5	11	16	0.00
	9	PINSUWAN Khatthalee	-	-	-	-	0.00
	10	APINYAPONG Wilavan	3	6	31	40	0.43
	12	CHAISRI Tapaphaipun	2	2	10	14	0.29
	13	TOMKOM Nootsara	4	3	20	27	0.57
	15	KANTHONG Malika	-	1	12	13	0.00
	17	KAMULTHALA Kaewkalaya	-	-	-	-	0.00
	19	PANKAEW Parinya	-	-	1	1	0.00
Team Totals			12	20	121	153	1.71

Non-Scoring Set	No	Name	Running Sets	Faults	Still Sets	Total Attempts	Avg by Set
	2	PANNOY Piyanut	3	-	11	14	0.43
	3	PHANUSIT Em Orn	-	-	-	-	0.00
	4	NUEKJANG Thatdao	1	-	1	2	0.14
	5	THINKAOW Pleumjit	1	-	8	9	0.14
	6	SITTIRAK Onuma	1	-	11	12	0.14
	9	PINSUWAN Khatthalee	-	-	1	1	0.00
	10	APINYAPONG Wilavan	1	-	4	5	0.14
	12	CHAISRI Tapaphaipun	2	-	5	7	0.29
	13	TOMKOM Nootsara	88	1	89	178	12.57
	15	KANTHONG Malika	1	-	6	7	0.14
	17	KAMULTHALA Kaewkalaya	-	-	-	-	0.00
	19	PANKAEW Parinya	2	-	6	8	0.29
Team Totals			100	1	142	243	14.29

Non-Scoring Reception	No	Name	Excellents	Faults	Serve Receptions	Total Attempts	Succ %
	2	PANNOY Piyanut	11	1	16	28	39.29
	3	PHANUSIT Em Orn	-	-	-	-	0.00
	4	NUEKJANG Thatdao	-	1	-	1	0.00
	5	THINKAOW Pleumjit	-	-	-	-	0.00
	6	SITTIRAK Onuma	3	-	7	10	30.00
	9	PINSUWAN Khatthalee	-	-	-	-	0.00
	10	APINYAPONG Wilavan	16	3	28	47	34.04
	12	CHAISRI Tapaphaipun	10	1	14	25	40.00
	13	TOMKOM Nootsara	-	1	-	1	0.00
	15	KANTHONG Malika	9	1	16	26	34.62
	17	KAMULTHALA Kaewkalaya	-	-	-	-	0.00
	19	PANKAEW Parinya	-	-	-	-	0.00
Team Totals			49	8	81	138	35.51

LEGEND			
Avg	Eff%	Succ%	
Average	Efficiency	Success %	

Timing and Results provided by Tissot





Cumulative Statistics by Skills


스킬별 누적통계

THA - Thailand

AFTER 2 MATCHES

Scoring Spike	No	Name	Spikes	Faults	Shots	Total Attempts	Eff %
	2	PANNOY Piyanut	-	-	-	-	0.00
	3	PHANUSIT Em Orn	-	-	2	2	0.00
	4	NUEKJANG Thatdao	12	2	6	20	50.00
	5	THINKAOW Pleumjit	14	7	11	32	21.88
	6	SITTIRAK Onuma	39	11	38	88	31.82
	9	PINSUWAN Khatthalee	-	-	-	-	0.00
	10	APINYAPONG Wilavan	24	5	22	51	37.25
	12	CHAI SRI Tapaphaipun	10	7	14	31	9.68
	13	TOMKOM Nootsara	1	-	5	6	16.67
	15	KANTHONG Malika	6	5	19	30	3.33
	17	KAMULTHALA Kaewkalaya	-	-	-	-	0.00
	19	PANKAEW Parinya	-	-	-	-	0.00
Team Totals			106	37	117	260	26.54

Scoring Block	No	Name	Kill Blocks	Faults	Rebounds	Total Attempts	Avg by Set
	2	PANNOY Piyanut	-	-	-	-	0.00
	3	PHANUSIT Em Orn	-	1	-	1	0.00
	4	NUEKJANG Thatdao	2	12	11	25	0.29
	5	THINKAOW Pleumjit	4	9	16	29	0.57
	6	SITTIRAK Onuma	4	6	7	17	0.57
	9	PINSUWAN Khatthalee	-	-	-	-	0.00
	10	APINYAPONG Wilavan	-	4	2	6	0.00
	12	CHAI SRI Tapaphaipun	-	5	5	10	0.00
	13	TOMKOM Nootsara	1	3	8	12	0.14
	15	KANTHONG Malika	-	4	5	9	0.00
	17	KAMULTHALA Kaewkalaya	-	-	-	-	0.00
	19	PANKAEW Parinya	-	-	-	-	0.00
Team Totals			11	44	54	109	1.57

Scoring Service	No	Name	Aces	Faults	Serve Hits	Total Attempts	Avg by Set
	2	PANNOY Piyanut	-	-	-	-	0.00
	3	PHANUSIT Em Orn	-	-	1	1	0.00
	4	NUEKJANG Thatdao	-	5	9	14	0.00
	5	THINKAOW Pleumjit	1	2	25	28	0.14
	6	SITTIRAK Onuma	1	7	13	21	0.14
	9	PINSUWAN Khatthalee	-	-	5	5	0.00
	10	APINYAPONG Wilavan	-	4	30	34	0.00
	12	CHAI SRI Tapaphaipun	1	-	13	14	0.14
	13	TOMKOM Nootsara	1	1	32	34	0.14
	15	KANTHONG Malika	-	3	10	13	0.00
	17	KAMULTHALA Kaewkalaya	-	-	-	-	0.00
	19	PANKAEW Parinya	-	-	2	2	0.00
Team Totals			4	22	140	166	0.57

Team	Opponent Errors & Team Faults	41	2
------	-------------------------------	----	---





Cumulative Statistics by Skills


스킬별 누적통계

THA - Thailand

AFTER 2 MATCHES

Non-Scoring Dig	No	Name	Digs	Faults	Receptions	Total Attempts	Avg by Set
	2	PANNOY Piyanut	3	2	24	29	0.43
	3	PHANUSIT Em Orn	-	-	2	2	0.00
	4	NUEKJANG Thatdao	-	-	5	5	0.00
	5	THINKAOW Pleumjit	-	1	5	6	0.00
	6	SITTIRAK Onuma	-	5	11	16	0.00
	9	PINSUWAN Khatthalee	-	-	-	-	0.00
	10	APINYAPONG Wilavan	3	6	31	40	0.43
	12	CHAISRI Tapaphaipun	2	2	10	14	0.29
	13	TOMKOM Nootsara	4	3	20	27	0.57
	15	KANTHONG Malika	-	1	12	13	0.00
	17	KAMULTHALA Kaewkalaya	-	-	-	-	0.00
	19	PANKAEW Parinya	-	-	1	1	0.00
Team Totals			12	20	121	153	1.71

Non-Scoring Set	No	Name	Running Sets	Faults	Still Sets	Total Attempts	Avg by Set
	2	PANNOY Piyanut	3	-	11	14	0.43
	3	PHANUSIT Em Orn	-	-	-	-	0.00
	4	NUEKJANG Thatdao	1	-	1	2	0.14
	5	THINKAOW Pleumjit	1	-	8	9	0.14
	6	SITTIRAK Onuma	1	-	11	12	0.14
	9	PINSUWAN Khatthalee	-	-	1	1	0.00
	10	APINYAPONG Wilavan	1	-	4	5	0.14
	12	CHAISRI Tapaphaipun	2	-	5	7	0.29
	13	TOMKOM Nootsara	88	1	89	178	12.57
	15	KANTHONG Malika	1	-	6	7	0.14
	17	KAMULTHALA Kaewkalaya	-	-	-	-	0.00
	19	PANKAEW Parinya	2	-	6	8	0.29
Team Totals			100	1	142	243	14.29

Non-Scoring Reception	No	Name	Excellents	Faults	Serve Receptions	Total Attempts	Succ %
	2	PANNOY Piyanut	11	1	16	28	39.29
	3	PHANUSIT Em Orn	-	-	-	-	0.00
	4	NUEKJANG Thatdao	-	1	-	1	0.00
	5	THINKAOW Pleumjit	-	-	-	-	0.00
	6	SITTIRAK Onuma	3	-	7	10	30.00
	9	PINSUWAN Khatthalee	-	-	-	-	0.00
	10	APINYAPONG Wilavan	16	3	28	47	34.04
	12	CHAISRI Tapaphaipun	10	1	14	25	40.00
	13	TOMKOM Nootsara	-	1	-	1	0.00
	15	KANTHONG Malika	9	1	16	26	34.62
	17	KAMULTHALA Kaewkalaya	-	-	-	-	0.00
	19	PANKAEW Parinya	-	-	-	-	0.00
Team Totals			49	8	81	138	35.51

LEGEND			
Avg	Eff%	Succ%	
Average	Efficiency	Success %	

Timing and Results provided by Tissot