

FIVBTM



VOLLEYBALL
MEN'S WORLD
CHAMPIONSHIP
POLAND 2014

Daily Bulletin No.10

Match: 61 **Date:** 10.09.2014 **Spectators:** 10'600
City: LODZ
Hall: ATLAS ARENA
Match duration: Start: 20:25 End: 22:51 Total: 2:26

Teams	Sets	1	2	3	4	5	Total
POL	1	27	22	27	23		99
USA	3	29	25	25	25		104
Set duration		0:37	0:28	0:35	0:30		2:10

Referees: ALI Jafaar (BRN) & BOUDAYA Taoufik (TUN)

POL • Poland		1	2	3	4	5	Pts
1	Nowakowski Piotr	■	■	■			5
2	Winiarski Michal	■	■	■	■		14
3	Konarski Dawid	□	□	□	□		
5	Zagumny Pawel	■	■	■	■		1
7	Klos Karol	■	■	■	■		10
10	Wlazly Mariusz	■	■	■	■		17
11	Drzyzga Fabian	□	□		□		
13	Kubiak Michal	□	■	■	■		12
17	L Zatorski Pawel	L	L	L	L		
18	Mozdzonek Marcin			□	■		4
20	Mika Mateusz	■					
21	Buszek Rafal						

Coach: ANTIGA Stephane (FRA)
Assistant: BLAIN Philippe (FRA)

USA • USA		1	2	3	4	5	Pts
1	Anderson Matthew	■	■	■	■		21
3	Sander Taylor	■	■	■	■		23
4	Lee David	■	■	■	■		11
6	Lotman Paul	■	■	■	■		4
7	Shoji Kawika						
10	Ciarelli Antonio						
11	Christenson Micah	■	■	■	■		5
15	Clark Carson						
17	Holt Maxwell	■	■	■	■		15
19	L Reft Alfredo						
20	Smith David						
22	L Shoji Erik	L	L	L	L		

Coach: Speraw, John (USA)
Assistant: Fuerbringer, Matthew (USA)

TEAMS AND PLAYERS PERFORMANCES

Won Pts	Total Atts	No Name	Scoring Skills	Won Pts	Total Atts	No Name
50	106	Total Team		61	128	Total Team
16	29	10 Wlazly Mariusz	Spike	20	45	1 Anderson Matthew
11	29	2 Winiarski Michal		19	34	3 Sander Taylor
10	22	13 Kubiak Michal		10	17	17 Holt Maxwell
11	98	Total Team	Block	14	85	Total Team
3	19	7 Klos Karol		3	13	11 Christenson Micah
2	16	2 Winiarski Michal		3	8	3 Sander Taylor
2	14	18 Mozdzonek Marcin	3	20	4 Lee David	
2	100	Total Team	Serve	4	103	Total Team
1	18	2 Winiarski Michal		2	18	17 Holt Maxwell
1	14	13 Kubiak Michal		1	18	3 Sander Taylor
				1	17	11 Christenson Micah
36		Total Team	Opp. error	25		Total Team
99	304	Total Team	Total	104	316	Total Team
17	56	10 Wlazly Mariusz	Best Scorer	23	60	3 Sander Taylor

■ Starting line-up Pts = Points scored [nn] = Captain
□ Substitute Atts = Attempts L = Libero
Opp = Opponent



Match: 62 **Date:** 10.09.2014 **Spectators:** 3'350
City: BYDGOSZCZ
Hall: LUCZNICZKA
Match duration: Start: 16:40 End: 18:48 Total: 2:08

Teams	Sets	1	2	3	4	5	Total
ARG	1	25	17	27	18		87
FRA	3	21	25	29	25		100
Set duration		0:27	0:27	0:32	0:26		1:52

Referees: Abdullah ALENEZI (KUW) & Andrey ZENOVICH (RUS)

ARG • Argentina		1	2	3	4	5	Pts
1	Darraidou Santiago						5
2	Filardi Javier	■	■	■	■		6
4	L Garroçq Sebastian	L	L	L	L		
5	Uriarte Nicolás						
7	Conte Facundo	■	■	■	■		10
9	Quiroga Rodrigo						2
10	Gonzalez José Luis	■	■	■	■		6
11	Solé Sebastian	■	■	■	■		12
14	Crer Pablo					□	1
15	De Cecco Luciano	■	■	■	■		1
16	Ramos Martin	■	■	■	■		8
20	Toro Alejandro					□	2

Coach: VELASCO Julio (ARG)
Assistant: ALVAREZ Julian (ARG)

FRA • France		1	2	3	4	5	Pts
2	L Grebennikov Jenia	L	L	L	L		
4	Rouzier Antonin	■	■	■	■		18
6	Toniutti Benjamin	■	■	■	■		
7	Tillie Kevin	■		□			
9	Ngapeth Earvin	■	■	■	■		21
10	Le Roux Kevin	■	■	■	■		11
14	Le Goff Nicolas	■	■	■	■		14
15	Tuia Samuele						
16	Marechal Nicolas	□	■	■	■		13
17	Lafitte Franck						
18	Jaumel Yoann	□		□	□		
21	Sidibe Mory	□		□	□		1

Coach: Tillie Laurent
Assistant: Josserand Arnaud

TEAMS AND PLAYERS PERFORMANCES

Won Pts	Total Atts	No Name	Scoring Skills	Won Pts	Total Atts	No Name
44	112	Total Team		66	129	Total Team
10	17	11 Solé Sebastian	Spike	18	33	9 Ngapeth Earvin
10	27	7 Conte Facundo		17	32	4 Rouzier Antonin
8	9	16 Ramos Martin		11	15	14 Le Goff Nicolas
7	55	Total Team	Block	8	43	Total Team
2	8	2 Filardi Javier		3	11	14 Le Goff Nicolas
1	1	9 Quiroga Rodrigo		2	10	10 Le Roux Kevin
1	1	14 Crer Pablo	2	8	9 Ngapeth Earvin	
2	88	Total Team	Serve	4	99	Total Team
1	14	11 Solé Sebastian		1	15	16 Marechal Nicolas
1	10	10 Gonzalez José Luis		1	17	10 Le Roux Kevin
				1	18	9 Ngapeth Earvin
34		Total Team	Opp. error	22		Total Team
87	255	Total Team	Total	100	271	Total Team
12	44	11 Solé Sebastian	Best Scorer	21	59	9 Ngapeth Earvin

■ Starting line-up Pts = Points scored □nn = Captain
□ Substitute Atts = Attempts L = Libero
Opp = Opponent

Match: 63 **Date:** 10.09.2014 **Spectators:** 3'000
City: KATOWICE
Hall: SPODEK
Match duration: Start: 16:40 End: 18:12 Total: 1:32

Teams	Sets	1	2	3	4	5	Total
BRA	3	25	25	25			75
BUL	0	15	21	21			57
Set duration		0:23	0:27	0:29			1:19

Referees: SHAHMIRI Mohammad (IRI) & MOKRY Juraj (SVK)

BRA • Brazil		1	2	3	4	5	Pts
1	Rezende Bruno Mossa	■	■	■			1
3	Carbonera Eder						
4	De Souza Wallace	■	■	■			14
5	Dos Santos Jr. Sidnei	■	■	■			8
6	Vissotto Neves Leandro	□	□	□			4
8	Endres Murilo	■	■	■			5
10	Lucarelli Santos De Souza Ricardo	■	■	■			13
11 L	Silva Felipe Lourenço	L	L	L			
12	Fonteles Luiz Felipe Marques		□				
16	Saatkamp Lucas	■	■	■			9
19 L	Da Silva Pedreira Junior Mario	L	L	L			
20	Vieira De Oliveira Raphael	□	□	□			1

Coach: Bernardo Rezende (BRA)
Assistant: Roberley Leonaldo (BRA)

BUL • Bulgaria		1	2	3	4	5	Pts
3	Zhekov Andrey	■	■	■			1
4	Bozhilov Martin				□		
5	Gotsev Svetoslav	■	■	■			4
6	Milushev Danail	□	□				
7	Gradinarov Miroslav	□	□				1
8	Skrimov Todor	■	■	■			8
9	Dimitrov Dobromir						
13 L	Salparov Teodor	L	L	L			
14	Todorov Teodor	■	■	■			7
15	Aleksiev Todor		□	□			
17	Penchev Nikolay	■	■	■			6
19	Sokolov Tsvetan	■	■	■			9

Coach: Plamen Konstantinov (BUL)
Assistant: Alessandro Piroli (ITA)

TEAMS AND PLAYERS PERFORMANCES

Won Pts	Total Atts	No Name	Scoring Skills	Won Pts	Total Atts	No Name
41	78	Total Team		26	73	Total Team
11	22	4 De Souza Wallace	Spike	7	24	19 Sokolov Tsvetan
11	21	10 Lucarelli Santos De Souza		7	14	8 Skrimov Todor
6	8	16 Saatkamp Lucas		6	15	17 Penchev Nikolay
9	54	Total Team	Block	8	51	Total Team
3	15	5 Dos Santos Jr. Sidnei		4	17	14 Todorov Teodor
2	16	16 Saatkamp Lucas		2	10	19 Sokolov Tsvetan
1	4	6 Vissotto Neves Leandro		1	4	3 Zhekov Andrey
5	73	Total Team	Serve	2	59	Total Team
2	12	4 De Souza Wallace		1	3	7 Gradinarov Miroslav
1	9	20 Vieira De Oliveira Raphael		1	8	8 Skrimov Todor
1	10	10 Lucarelli Santos De Souza				
20		Total Team	Opp. error	21		Total Team
75	205	Total Team	Total	57	183	Total Team
14	40	4 De Souza Wallace	Best Scorer	9	41	19 Sokolov Tsvetan

■ Starting line-up Pts = Points scored [nn] = Captain
□ Substitute Atts = Attempts L = Libero
Opp = Opponent



Match: 64 **Date:** 10.09.2014 **Spectators:** 3'981
City: WROCLAW
Hall: HALA STULECIA
Match duration: Start: 16:40 End: 18:13 Total: 1:33

Teams	Sets	1	2	3	4	5	Total
FIN	0	10	18	16			44
RUS	3	25	25	25			75
Set duration		0:20	0:29	0:31			1:20

Referees: LABASTA Milan (CZE) & CHOLAKIAN Rolando (ARG)

FIN • Finland		1	2	3	4	5	Pts
2	Tervaportti Eemi			□	■		
3	Esko Mikko	■	■				1
4	L Kerminen Lauri	L	L	L			
5	Siltala Antti	■	■				3
6	Seppänen Niklas	□		□			1
10	Sivula Urpo	■	■				5
12	Kunnari Olli	■	■	■			5
13	Oivanen Mikko				■		1
14	Shumov Konstantin	■	■	■			6
15	Oivanen Matti						
16	Ojansivu Olli-Pekka			□	■		6
18	Lehtonen Jukka	■	■	■			3

Coach: SAMMELVUO Tuomas (FIN)
Assistant: GIOLITO Nicola (ITA)

RUS • Russia		1	2	3	4	5	Pts
2	Makarov Sergey					□	
3	Apalikov Nikolay	■	■	■			12
5	Grankin Sergey	■	■	■			1
7	Pavlov Nikolay	■	■	■			10
8	Biriukov Denis						
9	Spiridonov Alexey	■	■	■			5
10	Savin Sergey						
13	Muserskiy Dmitriy	■	■	■			13
14	Volvich Artem						
15	Ilinykh Dmitriy	■	■	■			16
18	Moroz Pavel					□	1
20	L Ermakov Artem	L	L	L			

Coach: Voronkov Andrey (RUS)
Assistant: Busato Sergio (ITA)

TEAMS AND PLAYERS PERFORMANCES

Won Pts	Total Atts	No Name	Scoring Skills	Won Pts	Total Atts	No Name
28	78	Total Team		41	75	Total Team
6	13	16 Ojansivu Olli-Pekka	Spike	12	22	15 Ilinykh Dmitriy
5	16	12 Kunnari Olli		9	16	7 Pavlov Nikolay
5	19	10 Sivula Urpo		7	11	13 Muserskiy Dmitriy
3	47	Total Team	Block	11	53	Total Team
2	21	14 Shumov Konstantin		4	18	13 Muserskiy Dmitriy
1	6	18 Lehtonen Jukka		4	10	3 Apalikov Nikolay
0	46	Total Team	Serve	6	73	Total Team
				2	11	3 Apalikov Nikolay
				2	7	13 Muserskiy Dmitriy
13		Total Team	Opp. error	17		Total Team
44	171	Total Team		Total	75	201
6	34	14 Shumov Konstantin	Best Scorer	16	40	15 Ilinykh Dmitriy

■ Starting line-up Pts = Points scored □nn = Captain
□ Substitute Atts = Attempts L = Libero
Opp = Opponent

Match: 65 **Date:** 10.09.2014 **Spectators:** 4'500
City: LODZ
Hall: ATLAS ARENA
Match duration: Start: 16:40 End: 18:17 Total: 1:37

Teams	Sets	1	2	3	4	5	Total
SRB	3	25	29	25			79
ITA	0	19	27	22			68
Set duration		0:25	0:33	0:26			1:24

Referees: MACIAS Luis (MEX) & LODERUS Frans (NED)

SRB • Serbia		1	2	3	4	5	Pts
1	Kovacevic Nikola	■	■	■			12
2	Kovacevic Uros		□				
4	Petric Nemanja	□	□	□			
5	Petkovic Vlado						
7	Stankovic Dragan						
9	Jovovic Nikola	■	■	■			1
10	Nikic Milos	■	■	■			6
14	Atanasijevic Aleksandar	■	■	■			18
15	Starovic Sasa						
18	Podrascanin Marko	■	■	■			9
19 L	Rosic Nikola	L	L	L			
20	Lisinac Srecko	■	■	■			9

Coach: KOLAKOVIC Igor (SRB)
Assistant: KOZIC Strahinja (SRB)

ITA • Italy		1	2	3	4	5	Pts
2	Kovar Jiri	■	■	■			9
3	Parodi Simone	■	■	■			6
4	Vettori Luca	■	■	■			13
7 L	Rossini Salvatore	L	L	L			
10	Lanza Filippo				□		3
11	Buti Simone	■	■	■			10
13	Travica Dragan	■	■	■			1
14	Piano Matteo						
15	Birarelli Emanuele	■	■	■			6
16	Baranowicz Michele						
18	Sabbi Giulio						
20 L	Colaci Massimo	L	L	L			

Coach: BERRUTO Mauro (ITA)
Assistant: BROGIONI Andrea (ITA)

TEAMS AND PLAYERS PERFORMANCES

Won Pts	Total Atts	No Name	Scoring Skills	Won Pts	Total Atts	No Name
43	92	Total Team		36	85	Total Team
15	33	14 Atanasijevic Aleksandar	Spike	13	28	4 Vettori Luca
11	22	1 Kovacevic Nikola		7	16	2 Kovar Jiri
7	9	18 Podrascanin Marko		6	18	3 Parodi Simone
10	56	Total Team	Block	10	72	Total Team
5	18	20 Lisinac Srecko		5	19	11 Buti Simone
2	12	18 Podrascanin Marko		2	11	2 Kovar Jiri
2	8	14 Atanasijevic Aleksandar	2	13	15 Birarelli Emanuele	
2	77	Total Team	Serve	2	70	Total Team
1	12	14 Atanasijevic Aleksandar		1	9	11 Buti Simone
1	8	1 Kovacevic Nikola		1	13	15 Birarelli Emanuele
23		Total Team	Opp. error	21		Total Team
78	225	Total Team	Total	69	227	Total Team
18	53	14 Atanasijevic Aleksandar	Best Scorer	13	50	4 Vettori Luca

■ Starting line-up Pts = Points scored [nn] = Captain
□ Substitute Atts = Attempts L = Libero
Opp = Opponent

FIVB Men's Volleyball World Championship 2014

Pool E

Match: 66 **Date:** 10.09.2014 **Spectators:** 2'350
City: BYDGOSZCZ
Hall: LUCZNICZKA
Match duration: Start: 20:25 End: 22:30 Total: 2:05

Teams	Sets	1	2	3	4	5	Total
AUS	1	23	21	25	17		86
IRI	3	25	25	21	25		96
Set duration		0:27	0:28	0:28	0:26		1:49

Referees: Shin MURANAKA (JPN) & Paulo TURCI (BRA)

AUS • Australia		1	2	3	4	5	Pts
1	Zingel Aidan	■	■	■	■		8
3	Roberts Nathan	■	■				4
5	Passier Travis	■	■	■	■		6
6	Edgar Thomas	■	■	■	■		22
7	Peacock Harrison	■	■	■	■		2
9	White Adam	■	■	■	■		7
11 L	Perry Luke	L	L	L	L		
12	Mote Nehemiah					□	
14	Sukochev Grigory				□		
15	Douglas-Powell Thomas Ewen		□	■	■		4
16	Smith Luke	□					
17	Carroll Paul				□		2

Coach: Uriarte, Jon Emili (ARG)
Assistant: Illott, Daniel John (AUS)

IRI • Iran		1	2	3	4	5	Pts
1	Mahmoudi Shahram				□		
2	Ebadipour Ghara H. Milad				□	■	8
4	Marouflakrani Mir Saeid	■	■	■	■		1
5	Ghaemi Farhad	■	■	■	■		15
6	Mousavi Eraghi Seyed Mohammad	■	■	■	■		8
7	Fayazi Damnabi Pourya						
8 L	Zarif Ahangaran V. Farhad	L	L	L	L		
9	Gholami Adel				□	■	2
10	Ghafour Amir	■	■	■	■		22
12	Mirzajanpour M. Mojtaba	■	■	■			6
13	Mahdavi Mehdi	□	□				
15	Tashakori Armin	■	■	■			2

Coach: KOVAC Slobodan (SRB)
Assistant: PRAKLJACIC Slobodan (SRB)

TEAMS AND PLAYERS PERFORMANCES

Won Pts	Total Atts	No Name	Scoring Skills	Won Pts	Total Atts	No Name
44	100	Total Team		47	113	Total Team
21	41	6 Edgar Thomas	Spike	17	33	10 Ghafour Amir
6	14	9 White Adam		11	27	5 Ghaemi Farhad
5	9	1 Zingel Aidan		6	14	2 Ebadipour Ghara H. Milad
8	56	Total Team	Block	11	40	Total Team
2	4	7 Peacock Harrison		4	11	10 Ghafour Amir
2	16	5 Passier Travis		3	9	6 Mousavi Eraghi Seyed
2	9	1 Zingel Aidan	2	3	5 Ghaemi Farhad	
3	87	Total Team	Serve	6	95	Total Team
1	17	1 Zingel Aidan		2	15	5 Ghaemi Farhad
1	8	3 Roberts Nathan		1	5	9 Gholami Adel
1	16	6 Edgar Thomas	1	13	6 Mousavi Eraghi Seyed	
31		Total Team	Opp. error	32		Total Team
86	243	Total Team	Total	96	248	Total Team
22	65	6 Edgar Thomas	Best Scorer	22	58	10 Ghafour Amir

■ Starting line-up Pts = Points scored □nn = Captain
□ Substitute Atts = Attempts L = Libero
Opp = Opponent

Match: 67 **Date:** 10.09.2014 **Spectators:** 1'000
City: KATOWICE
Hall: SPODEK
Match duration: Start: 20:25 End: 21:52 Total: 1:27

Teams	Sets	1	2	3	4	5	Total
GER	3	25	25	25			75
CHN	0	19	22	17			58
Set duration		0:24	0:26	0:24			1:14

Referees: SHAABAN Nasr (EGY) & DUDEK Piotr (POL)

GER • Germany		1	2	3	4	5	Pts
2	L Steuerwald Markus	L	L	L			
3	Schwarz Sebastian	■	■	■			10
5	Kühner Sebastian		□	□			1
6	Kaliberda Denys	■	■	■			7
7	Westphal Dirk		□	□			2
8	Böhme Marcus	■	■	■			8
9	Grozer György	■	■	■			17
10	Schöps Jochen	□	□				
11	Kampa Lukas	■	■	■			5
12	L Tille Ferdinand						
15	Broshog Tim					□	
16	Günthör Max	■	■	■			7

Coach: Mr. Vital HEYNEN (BEL)
Assistant: Mr. Stefan HÜBNER (GER)

CHN • China		1	2	3	4	5	Pts
3	Yuan Zhi	■	■				9
6	Liang Chunlong	■	■	■			2
7	Zhong Weijun	■	■	■			10
8	Cui Jianjun		□				
9	Jiao Shuai	■	■				1
11	Geng Xin	■	■	■			5
12	L Kong Fanwei	L	L	L			
13	Kou Zhichao	□		■			2
14	Xu Jingtao						
15	Li Runming	□	□	■			
16	L Ren Qi	L					
18	Ji Daoshuai	■	■	■			6

Coach: XIE Guochen
Assistant: YANG Liqun

TEAMS AND PLAYERS PERFORMANCES

Won Pts	Total Atts	No Name	Scoring Skills	Won Pts	Total Atts	No Name
41	77	Total Team		30	79	Total Team
14	25	9 Grozer György	Spike	9	23	7 Zhong Weijun
9	17	3 Schwarz Sebastian		7	20	3 Yuan Zhi
6	16	6 Kaliberda Denys		6	12	18 Ji Daoshuai
8	47	Total Team	Block	3	54	Total Team
2	7	9 Grozer György		1	19	11 Geng Xin
2	13	16 Günthör Max		1	16	6 Liang Chunlong
1	2	11 Kampa Lukas	1	7	3 Yuan Zhi	
8	74	Total Team	Serve	2	59	Total Team
3	16	11 Kampa Lukas		1	12	7 Zhong Weijun
2	8	8 Böhme Marcus		1	9	3 Yuan Zhi
1	16	16 Günthör Max				
18		Total Team	Opp. error	23		Total Team
75	198	Total Team	Total	58	192	Total Team
17	42	9 Grozer György	Best Scorer	10	40	7 Zhong Weijun

■ Starting line-up Pts = Points scored [nn] = Captain
□ Substitute Atts = Attempts L = Libero
Opp = Opponent



FIVB Men's Volleyball World Championship 2014

Pool F

Match: 68 **Date:** 10.09.2014 **Spectators:** 2'259
City: WROCLAW
Hall: HALA STULECIA
Match duration: Start: 20:25 End: 22:50 Total: 2:25

Teams	Sets	1	2	3	4	5	Total
CUB	2	27	18	25	11	13	94
CAN	3	25	25	23	25	15	113
Set duration		0:32	0:25	0:30	0:22	0:17	2:06

Referees: ALBRIGHT Paul (USA) & GRADINSKI Goran (SRB)

CUB • Cuba		1	2	3	4	5	Pts
2	Romero Valdes Inovel	■	□	□	□	□	1
3	Calvo Manzano Ricardo Norberto	□	□	□	□	□	
4	Jimenez Scull Javier Ernesto	■	■	■	■	■	14
5	Macias Infante Leandro	■	■	■	■	■	1
6	L Gutierrez Torna Keibel	L	L	L	L	L	
8	Cepeda Abreu Rolando	■	■	■	■	■	17
9	Osoria Rodriguez Livan	□	□	□	□	□	2
12	Alfonso Gavilan Abrahan	□	□	□	□	□	4
13	Fiel Rodriguez David	□	□	□	■	■	2
16	Mesa Sandoval Isbel	■	■	■	■	■	10
17	Chapman Pineiro Felix Emilio	■	■	■	■	■	5
20	Uriarte Mestre Osmany Santiago	□	■	■	■	■	13

Coach: Rodolfo Sanchez (CUB)
Assistant: Victor Garcia Campos (CUB)

CAN • Canada		1	2	3	4	5	Pts
1	Sanders Tyler	■	■	□	□	□	1
2	Perrin John Gordon	■	■	■	■	■	13
3	L Lewis Daniel	L	L	L	L	L	
5	Verhoeff Rudy	□	□	■	■	■	2
6	Duff Justin	■	■	■	■	■	3
7	Soonias Dallas	■	■	■	■	■	17
8	Simac Adam	■	■	■	■	■	9
9	Schneider Dustin	□	□	■	■	■	
10	Van Lankvelt Toontje	□	□	□	□	□	1
12	Schmitt Gavin	□	□	□	□	□	3
15	Winters Frederic	□	■	■	■	■	10
18	Hoag Nicholas	■	□	■	■	■	16

Coach: Glenn Hoag
Assistant: Vincent Pichette

TEAMS AND PLAYERS PERFORMANCES

Won Pts	Total Atts	No Name	Scoring Skills	Won Pts	Total Atts	No Name
55	130	Total Team		62	123	Total Team
16	33	8 Cepeda Abreu Rolando	Spike	15	31	7 Soonias Dallas
11	26	4 Jimenez Scull Javier		14	26	18 Hoag Nicholas
10	30	20 Uriarte Mestre Osmany		10	18	15 Winters Frederic
9	83	Total Team	Block	10	82	Total Team
3	23	16 Mesa Sandoval Isbel		4	9	2 Perrin John Gordon
2	5	20 Uriarte Mestre Osmany		2	13	7 Soonias Dallas
2	22	17 Chapman Pineiro Felix	1	4	12 Schmitt Gavin	
5	95	Total Team	Serve	3	112	Total Team
3	15	4 Jimenez Scull Javier		1	13	5 Verhoeff Rudy
1	5	12 Alfonso Gavilan Abrahan		1	10	2 Perrin John Gordon
1	14	20 Uriarte Mestre Osmany	1	10	18 Hoag Nicholas	
25		Total Team	Opp. error	38		Total Team
94	308	Total Team	Total	113	317	Total Team
17	50	8 Cepeda Abreu Rolando	Best Scorer	17	57	7 Soonias Dallas

■ Starting line-up Pts = Points scored [nn] = Captain
□ Substitute Atts = Attempts L = Libero
Opp = Opponent



Match: 61 Date: 10.09.2014 Spectators: 10'600

City: LODZ


Hall: ATLAS ARENA

Match duration: Start: 20:25 End: 22:51 Total: 2:26

Teams	Sets	1	2	3	4	5	Total
POL	1	27	22	27	23		99
USA	3	29	25	25	25		104
Set duration		0:37	0:28	0:35	0:30		2:10




POL • Poland



Spike

Succ. %
Limit: 15.00%

Rk	No	Name	Spikes	Faults	Shots	Total Attempts	Note
1	10	Wlazly Mariusz	16	4	9	29	55.17
2	13	Kubiak Michal	10	6	6	22	45.45
3	2	Winiarski Michal	11	6	12	29	37.93
-	7	Klos Karol	7	-	3	10	
-	1	Nowakowski Piotr	4	-	2	6	
-	3	Konarski Dawid	-	1	3	4	
-	18	Mozdzonek Marcin	2	-	1	3	
-	20	Mika Mateusz	-	2	1	3	
-	5	Zagumny Pawel	-	-	-	-	
-	11	Drzyzga Fabian	-	-	-	-	
-	17	Zatorski Pawel	-	-	-	-	
-	21	Buszek Rafal	-	-	-	-	
Others			-	-	-	-	
Total Team			50	19	37	106	47.17



Block

Avg. by set

Rk	No	Name	Kill Blocks	Faults	Rebounds	Total Attempts	Note
1	7	Klos Karol	3	13	3	19	0.75
2	2	Winiarski Michal	2	9	5	16	0.50
2	18	Mozdzonek Marcin	2	11	1	14	0.50
4	10	Wlazly Mariusz	1	5	5	11	0.25
4	13	Kubiak Michal	1	5	4	10	0.25
4	1	Nowakowski Piotr	1	11	8	20	0.25
4	5	Zagumny Pawel	1	3	1	5	0.25
-	3	Konarski Dawid	-	-	2	2	
-	11	Drzyzga Fabian	-	-	-	-	
-	17	Zatorski Pawel	-	-	-	-	
-	20	Mika Mateusz	-	-	1	1	
-	21	Buszek Rafal	-	-	-	-	
Others			-	-	-	-	
Total Team			11	57	30	98	2.75

Match: 61 Date: 10.09.2014 Spectators: 10'600

City: LODZ

Hall: ATLAS ARENA


Match duration: Start: 20:25 End: 22:51 Total: 2:26

Teams	Sets	1	2	3	4	5	Total
POL	1	27	22	27	23		99
USA	3	29	25	25	25		104
Set duration		0:37	0:28	0:35	0:30		2:10



POL • Poland

Rk	No	Name	Aces	Faults	Serve Hits	Total Attempts	Note
1	2	Winiarski Michal	1	3	14	18	0.25
1	13	Kubiak Michal	1	3	10	14	0.25
-	3	Konarski Dawid	-	-	2	2	
-	11	Drzyzga Fabian	-	-	-	-	
-	17	Zatorski Pawel	-	-	-	-	
-	21	Buszek Rafal	-	-	-	-	
-	7	Klos Karol	-	1	15	16	
-	5	Zagumny Pawel	-	1	14	15	
-	18	Mozdzonek Marcin	-	1	5	6	
-	10	Wlazly Mariusz	-	4	12	16	
-	1	Nowakowski Piotr	-	3	8	11	
-	20	Mika Mateusz	-	1	1	2	
Others			-	-	-	-	
Total Team			2	17	81	100	0.50




Serve

Avg. by set

Team	Opponent errors & Team faults	Aces	Faults	Total Attempts
	Opponent errors & Team faults	36	-	36

Rk	No	Name	Digs	Faults	Receptions	Total Attempts	Note
1	17	Zatorski Pawel	14	1	1	16	3.50
2	2	Winiarski Michal	8	1	-	9	2.00
3	13	Kubiak Michal	7	1	2	10	1.75
4	7	Klos Karol	6	1	-	7	1.50
5	10	Wlazly Mariusz	5	-	2	7	1.25
6	5	Zagumny Pawel	4	1	1	6	1.00
7	1	Nowakowski Piotr	1	-	-	1	0.25
-	3	Konarski Dawid	-	-	-	-	
-	11	Drzyzga Fabian	-	-	-	-	
-	18	Mozdzonek Marcin	-	-	1	1	
-	21	Buszek Rafal	-	-	-	-	
-	20	Mika Mateusz	-	1	-	1	
Others			-	-	-	-	
Total Team			45	6	7	58	11.25



Dig

Avg. by set

Match: 61 Date: 10.09.2014 Spectators: 10'600

City: LODZ


Hall: ATLAS ARENA

Match duration: Start: 20:25 End: 22:51 Total: 2:26

Teams	Sets	1	2	3	4	5	Total
POL	1	27	22	27	23		99
USA	3	29	25	25	25		104
Set duration		0:37	0:28	0:35	0:30		2:10




POL • Poland



Set

Avg. by set

Rk	No	Name	Running Sets	Faults	Still Sets	Total Attempts	Note
1	5	Zagumny Pawel	49	1	39	89	12.25
2	11	Drzyzga Fabian	3	-	4	7	0.75
3	2	Winiarski Michal	2	-	1	3	0.50
-	1	Nowakowski Piotr	-	-	-	-	
-	3	Konarski Dawid	-	-	-	-	
-	7	Klos Karol	-	-	1	1	
-	10	Wlazly Mariusz	-	-	-	-	
-	13	Kubiak Michal	-	-	2	2	
-	17	Zatorski Pawel	-	-	-	-	
-	18	Mozdzonek Marcin	-	-	-	-	
-	20	Mika Mateusz	-	-	-	-	
-	21	Buszek Rafal	-	-	-	-	
Others			-	-	-	-	
Total Team			54	1	47	102	13.50



Reception

Eff. %
Limit: 25.00%


Rk	No	Name	Excellents	Faults	Serve Receptions	Total Attempts	Note
1	13	Kubiak Michal	19	2	18	39	43.59
-	17	Zatorski Pawel	12	-	4	16	
-	2	Winiarski Michal	8	1	6	15	
-	20	Mika Mateusz	5	1	3	9	
-	10	Wlazly Mariusz	-	-	1	1	
-	1	Nowakowski Piotr	-	-	-	-	
-	3	Konarski Dawid	-	-	-	-	
-	5	Zagumny Pawel	-	-	-	-	
-	7	Klos Karol	-	-	-	-	
-	11	Drzyzga Fabian	-	-	-	-	
-	18	Mozdzonek Marcin	-	-	-	-	
-	21	Buszek Rafal	-	-	-	-	
Others			-	-	-	-	
Total Team			44	4	32	80	50.00

Match: 61 Date: 10.09.2014 Spectators: 10'600
 City: LODZ
 Hall: ATLAS ARENA
 Match duration: Start: 20:25 End: 22:51 Total: 2:26

Teams	Sets	1	2	3	4	5	Total
POL	1	27	22	27	23		99
USA	3	29	25	25	25		104
Set duration		0:37	0:28	0:35	0:30		2:10




USA • USA



Spike

Succ. %
Limit: 15.00%

Rk	No	Name	Spikes	Faults	Shots	Total Attempts	Note
1	3	Sander Taylor	19	4	11	34	55.88
2	1	Anderson Matthew	20	8	17	45	44.44
-	17	Holt Maxwell	10	2	5	17	
-	4	Lee David	8	2	4	14	
-	6	Lotman Paul	3	3	7	13	
-	11	Christenson Micah	1	1	3	5	
-	7	Shoji Kawika	-	-	-	-	
-	10	Ciarelli Antonio	-	-	-	-	
-	15	Clark Carson	-	-	-	-	
-	19	Reft Alfredo	-	-	-	-	
-	20	Smith David	-	-	-	-	
-	22	Shoji Erik	-	-	-	-	
Others			-	-	-	-	
Total Team			61	20	47	128	47.66



Block

Avg. by set


Rk	No	Name	Kill Blocks	Faults	Rebounds	Total Attempts	Note
1	11	Christenson Micah	3	6	4	13	0.75
1	3	Sander Taylor	3	4	1	8	0.75
1	4	Lee David	3	12	5	20	0.75
1	17	Holt Maxwell	3	14	3	20	0.75
5	6	Lotman Paul	1	5	4	10	0.25
5	1	Anderson Matthew	1	8	5	14	0.25
-	7	Shoji Kawika	-	-	-	-	
-	10	Ciarelli Antonio	-	-	-	-	
-	15	Clark Carson	-	-	-	-	
-	19	Reft Alfredo	-	-	-	-	
-	20	Smith David	-	-	-	-	
-	22	Shoji Erik	-	-	-	-	
Others			-	-	-	-	
Total Team			14	49	22	85	3.50

Match: 61 Date: 10.09.2014 Spectators: 10'600
 City: LODZ
 Hall: ATLAS ARENA
 Match duration: Start: 20:25 End: 22:51 Total: 2:26

Teams	Sets	1	2	3	4	5	Total
POL	1	27	22	27	23		99
USA	3	29	25	25	25		104
Set duration		0:37	0:28	0:35	0:30		2:10



USA • USA




Serve

Avg. by set

Rk	No	Name	Aces	Faults	Serve Hits	Total Attempts	Note
1	17	Holt Maxwell	2	7	9	18	0.50
2	3	Sander Taylor	1	3	14	18	0.25
2	11	Christenson Micah	1	3	13	17	0.25
-	7	Shoji Kawika	-	-	-	-	
-	10	Ciarelli Antonio	-	-	-	-	
-	15	Clark Carson	-	-	-	-	
-	19	Reft Alfredo	-	-	-	-	
-	20	Smith David	-	-	-	-	
-	22	Shoji Erik	-	-	-	-	
-	4	Lee David	-	1	16	17	
-	6	Lotman Paul	-	2	16	18	
-	1	Anderson Matthew	-	7	8	15	
Others			-	-	-	-	
Total Team			4	23	76	103	1.00

Team

Opponent errors & Team faults	25	-	25
-------------------------------	----	---	----




Dig

Avg. by set


Rk	No	Name	Digs	Faults	Receptions	Total Attempts	Note
1	22	Shoji Erik	17	3	1	21	4.25
2	11	Christenson Micah	15	-	-	15	3.75
3	1	Anderson Matthew	8	2	1	11	2.00
4	17	Holt Maxwell	7	-	1	8	1.75
4	3	Sander Taylor	7	1	1	9	1.75
6	6	Lotman Paul	5	-	1	6	1.25
7	4	Lee David	4	-	-	4	1.00
-	7	Shoji Kawika	-	-	-	-	
-	10	Ciarelli Antonio	-	-	-	-	
-	15	Clark Carson	-	-	-	-	
-	19	Reft Alfredo	-	-	-	-	
-	20	Smith David	-	-	-	-	
Others			-	-	-	-	
Total Team			63	6	5	74	15.75

Match: 61 Date: 10.09.2014 Spectators: 10'600
 City: LODZ
 Hall: ATLAS ARENA
 Match duration: Start: 20:25 End: 22:51 Total: 2:26

Teams	Sets	1	2	3	4	5	Total
POL	1	27	22	27	23		99
USA	3	29	25	25	25		104
Set duration		0:37	0:28	0:35	0:30		2:10




USA • USA



Set

Avg. by set

Rk	No	Name	Running Sets	Faults	Still Sets	Total Attempts	Note
1	11	Christenson Micah	40	-	56	96	10.00
-	1	Anderson Matthew	-	-	1	1	
-	3	Sander Taylor	-	-	2	2	
-	4	Lee David	-	-	-	-	
-	6	Lotman Paul	-	-	1	1	
-	7	Shoji Kawika	-	-	-	-	
-	10	Ciarelli Antonio	-	-	-	-	
-	15	Clark Carson	-	-	-	-	
-	17	Holt Maxwell	-	-	-	-	
-	19	Reft Alfredo	-	-	-	-	
-	20	Smith David	-	-	-	-	
-	22	Shoji Erik	-	-	3	3	
Others			-	-	-	-	
Total Team			40	-	63	103	10.00



Reception

Eff. %
Limit: 25.00%


Rk	No	Name	Excellents	Faults	Serve Receptions	Total Attempts	Note
1	6	Lotman Paul	7	-	21	28	25.00
1	22	Shoji Erik	6	-	18	24	25.00
-	3	Sander Taylor	5	1	9	15	
-	1	Anderson Matthew	6	-	5	11	
-	4	Lee David	2	-	1	3	
-	11	Christenson Micah	-	-	2	2	
-	7	Shoji Kawika	-	-	-	-	
-	10	Ciarelli Antonio	-	-	-	-	
-	15	Clark Carson	-	-	-	-	
-	17	Holt Maxwell	-	-	-	-	
-	19	Reft Alfredo	-	-	-	-	
-	20	Smith David	-	-	-	-	
Others			-	-	-	-	
Total Team			26	1	56	83	30.12

Match: 62 Date: 10.09.2014 Spectators: 3'350
 City: BYDGOSZCZ
 Hall: LUCZNICZKA
 Match duration: Start: 16:40 End: 18:48 Total: 2:08

Teams	Sets	1	2	3	4	5	Total
ARG	1	25	17	27	18		87
FRA	3	21	25	29	25		100
Set duration		0:27	0:27	0:32	0:26		1:52




ARG • Argentina



Spike

Succ. %
Limit: 15.00%

Rk	No	Name	Spikes	Faults	Shots	Total Attempts	Note
1	11	Solé Sebastian	10	1	6	17	58.82
2	7	Conte Facundo	10	5	12	27	37.04
3	10	Gonzalez José Luis	5	4	14	23	21.74
-	2	Filardi Javier	4	1	10	15	
-	1	Darraidou Santiago	5	2	3	10	
-	16	Ramos Martin	8	-	1	9	
-	20	Toro Alejandro	1	1	4	6	
-	9	Quiroga Rodrigo	1	-	3	4	
-	15	De Cecco Luciano	-	-	1	1	
-	4	Garrocq Sebastian	-	-	-	-	
-	5	Uriarte Nicolás	-	-	-	-	
-	14	Crer Pablo	-	-	-	-	
Others			-	-	-	-	
Total Team			44	14	54	112	39.29



Block

Avg. by set


Rk	No	Name	Kill Blocks	Faults	Rebounds	Total Attempts	Note
1	2	Filardi Javier	2	2	4	8	0.50
2	9	Quiroga Rodrigo	1	-	-	1	0.25
2	14	Crer Pablo	1	-	-	1	0.25
2	11	Solé Sebastian	1	4	8	13	0.25
2	20	Toro Alejandro	1	1	1	3	0.25
2	15	De Cecco Luciano	1	2	2	5	0.25
-	1	Darraidou Santiago	-	-	-	-	
-	4	Garrocq Sebastian	-	-	-	-	
-	7	Conte Facundo	-	1	2	3	
-	10	Gonzalez José Luis	-	4	2	6	
-	16	Ramos Martin	-	11	3	14	
-	5	Uriarte Nicolás	-	1	-	1	
Others			-	-	-	-	
Total Team			7	26	22	55	1.75

Match: 62 Date: 10.09.2014 Spectators: 3'350
 City: BYDGOSZCZ
 Hall: LUCZNICZKA
 Match duration: Start: 16:40 End: 18:48 Total: 2:08

Teams	Sets	1	2	3	4	5	Total
ARG	1	25	17	27	18		87
FRA	3	21	25	29	25		100
Set duration		0:27	0:27	0:32	0:26		1:52



ARG • Argentina




Serve

Avg. by set

Rk	No	Name	Aces	Faults	Serve Hits	Total Attempts	Note
1	11	Solé Sebastian	1	-	13	14	0.25
1	10	Gonzalez José Luis	1	2	7	10	0.25
-	4	Garrocq Sebastian	-	-	-	-	
-	14	Crer Pablo	-	-	2	2	
-	15	De Cecco Luciano	-	-	11	11	
-	16	Ramos Martin	-	-	13	13	
-	7	Conte Facundo	-	2	13	15	
-	2	Filardi Javier	-	2	11	13	
-	5	Uriarte Nicolás	-	1	4	5	
-	1	Darraidou Santiago	-	1	1	2	
-	20	Toro Alejandro	-	1	1	2	
-	9	Quiroga Rodrigo	-	1	-	1	
Others			-	-	-	-	
Total Team			2	10	76	88	0.50

Team

Opponent errors & Team faults	34	-	34
-------------------------------	----	---	----



Dig

Avg. by set


Rk	No	Name	Digs	Faults	Receptions	Total Attempts	Note
1	4	Garrocq Sebastian	14	4	2	20	3.50
2	15	De Cecco Luciano	8	-	3	11	2.00
3	7	Conte Facundo	4	2	5	11	1.00
4	2	Filardi Javier	3	1	3	7	0.75
4	16	Ramos Martin	3	2	2	7	0.75
6	5	Uriarte Nicolás	2	-	-	2	0.50
6	10	Gonzalez José Luis	2	1	3	6	0.50
6	9	Quiroga Rodrigo	2	1	-	3	0.50
6	11	Solé Sebastian	2	2	2	6	0.50
-	14	Crer Pablo	-	-	-	-	
-	20	Toro Alejandro	-	-	1	1	
-	1	Darraidou Santiago	-	1	-	1	
Others			-	30	-	30	
Total Team			40	44	21	105	10.00

Match: 62 Date: 10.09.2014 Spectators: 3'350
 City: BYDGOSZCZ
 Hall: LUCZNICZKA
 Match duration: Start: 16:40 End: 18:48 Total: 2:08

Teams	Sets	1	2	3	4	5	Total
ARG	1	25	17	27	18		87
FRA	3	21	25	29	25		100
Set duration		0:27	0:27	0:32	0:26		1:52




ARG • Argentina



Set

Avg. by set

Rk	No	Name	Running Sets	Faults	Still Sets	Total Attempts	Note
1	15	De Cecco Luciano	38	-	38	76	9.50
2	5	Uriarte Nicolás	7	-	8	15	1.75
-	1	Darraidou Santiago	-	-	-	-	
-	2	Filardi Javier	-	-	4	4	
-	4	Garrocq Sebastian	-	-	7	7	
-	7	Conte Facundo	-	-	1	1	
-	9	Quiroga Rodrigo	-	-	-	-	
-	10	Gonzalez José Luis	-	-	-	-	
-	11	Solé Sebastian	-	-	1	1	
-	14	Crer Pablo	-	-	-	-	
-	16	Ramos Martin	-	-	3	3	
-	20	Toro Alejandro	-	-	-	-	
Others			-	-	-	-	
Total Team			45	-	62	107	11.25



Reception

Eff. %
Limit: 25.00%


Rk	No	Name	Excellents	Faults	Serve Receptions	Total Attempts	Note
1	2	Filardi Javier	13	-	7	20	65.00
2	4	Garrocq Sebastian	18	2	9	29	55.17
3	7	Conte Facundo	12	3	10	25	36.00
-	20	Toro Alejandro	2	1	1	4	
-	9	Quiroga Rodrigo	2	-	-	2	
-	1	Darraidou Santiago	-	-	-	-	
-	5	Uriarte Nicolás	-	-	-	-	
-	10	Gonzalez José Luis	-	-	-	-	
-	11	Solé Sebastian	-	-	-	-	
-	14	Crer Pablo	-	-	-	-	
-	15	De Cecco Luciano	-	-	-	-	
-	16	Ramos Martin	-	-	-	-	
Others			-	-	-	-	
Total Team			47	6	27	80	51.25

Match: 62 Date: 10.09.2014 Spectators: 3'350
 City: BYDGOSZCZ
 Hall: LUCZNICZKA
 Match duration: Start: 16:40 End: 18:48 Total: 2:08

Teams	Sets	1	2	3	4	5	Total
ARG	1	25	17	27	18		87
FRA	3	21	25	29	25		100
Set duration		0:27	0:27	0:32	0:26		1:52




FRA • France



Spike

Succ. %
Limit: 15.00%

Rk	No	Name	Spikes	Faults	Shots	Total Attempts	Note
1	9	Ngapeth Earvin	18	6	9	33	54.55
2	4	Rouzier Antonin	17	5	10	32	53.13
3	16	Marechal Nicolas	11	5	11	27	40.74
-	14	Le Goff Nicolas	11	-	4	15	
-	10	Le Roux Kevin	8	1	3	12	
-	21	Sidibe Mory	1	1	2	4	
-	6	Toniutti Benjamin	-	-	3	3	
-	7	Tillie Kevin	-	1	2	3	
-	2	Grebennikov Jenia	-	-	-	-	
-	15	Tuia Samuele	-	-	-	-	
-	17	Lafitte Franck	-	-	-	-	
-	18	Jaumel Yoann	-	-	-	-	
Others			-	-	-	-	
Total Team			66	19	44	129	51.16



Block

Avg. by set


Rk	No	Name	Kill Blocks	Faults	Rebounds	Total Attempts	Note
1	14	Le Goff Nicolas	3	3	5	11	0.75
2	10	Le Roux Kevin	2	3	5	10	0.50
2	9	Ngapeth Earvin	2	4	2	8	0.50
4	16	Marechal Nicolas	1	-	3	4	0.25
-	2	Grebennikov Jenia	-	-	-	-	
-	6	Toniutti Benjamin	-	-	2	2	
-	7	Tillie Kevin	-	-	-	-	
-	15	Tuia Samuele	-	-	-	-	
-	17	Lafitte Franck	-	-	-	-	
-	18	Jaumel Yoann	-	-	-	-	
-	21	Sidibe Mory	-	-	2	2	
-	4	Rouzier Antonin	-	3	3	6	
Others			-	-	-	-	
Total Team			8	13	22	43	2.00

Match: 62 Date: 10.09.2014 Spectators: 3'350
 City: BYDGOSZCZ
 Hall: LUCZNICZKA
 Match duration: Start: 16:40 End: 18:48 Total: 2:08

Teams	Sets	1	2	3	4	5	Total
ARG	1	25	17	27	18		87
FRA	3	21	25	29	25		100
Set duration		0:27	0:27	0:32	0:26		1:52



FRA • France




Serve

Avg. by set

Rk	No	Name	Aces	Faults	Serve Hits	Total Attempts	Note
1	16	Marechal Nicolas	1	2	12	15	0.25
1	10	Le Roux Kevin	1	4	12	17	0.25
1	9	Ngapeth Earvin	1	6	11	18	0.25
1	4	Rouzier Antonin	1	4	6	11	0.25
-	2	Grebennikov Jenia	-	-	-	-	
-	14	Le Goff Nicolas	-	-	15	15	
-	15	Tuia Samuele	-	-	-	-	
-	17	Lafitte Franck	-	-	-	-	
-	18	Jaumel Yoann	-	-	5	5	
-	6	Toniutti Benjamin	-	1	12	13	
-	7	Tillie Kevin	-	1	3	4	
-	21	Sidibe Mory	-	1	-	1	
Others			-	-	-	-	
Total Team			4	19	76	99	1.00

Team

Opponent errors & Team faults	22	-	22
-------------------------------	----	---	----



Dig

Avg. by set


Rk	No	Name	Digs	Faults	Receptions	Total Attempts	Note
1	2	Grebennikov Jenia	13	1	8	22	3.25
2	9	Ngapeth Earvin	11	2	4	17	2.75
3	6	Toniutti Benjamin	7	1	2	10	1.75
4	16	Marechal Nicolas	6	-	5	11	1.50
5	18	Jaumel Yoann	3	-	1	4	0.75
5	4	Rouzier Antonin	3	1	-	4	0.75
7	7	Tillie Kevin	2	-	1	3	0.50
7	10	Le Roux Kevin	2	-	1	3	0.50
9	14	Le Goff Nicolas	1	-	1	2	0.25
-	15	Tuia Samuele	-	-	-	-	
-	17	Lafitte Franck	-	-	-	-	
-	21	Sidibe Mory	-	1	-	1	
Others			-	27	-	27	
Total Team			48	33	23	104	12.00

Match: 62 Date: 10.09.2014 Spectators: 3'350
 City: BYDGOSZCZ
 Hall: LUCZNICZKA
 Match duration: Start: 16:40 End: 18:48 Total: 2:08

Teams	Sets	1	2	3	4	5	Total
ARG	1	25	17	27	18		87
FRA	3	21	25	29	25		100
Set duration		0:27	0:27	0:32	0:26		1:52




FRA • France



Set

Avg. by set

Rk	No	Name	Running Sets	Faults	Still Sets	Total Attempts	Note
1	6	Toniutti Benjamin	45	-	56	101	11.25
2	18	Jaumel Yoann	1	-	3	4	0.25
-	2	Grebennikov Jenia	-	-	3	3	
-	4	Rouzier Antonin	-	-	3	3	
-	7	Tillie Kevin	-	-	-	-	
-	10	Le Roux Kevin	-	-	-	-	
-	14	Le Goff Nicolas	-	-	2	2	
-	15	Tuia Samuele	-	-	-	-	
-	16	Marechal Nicolas	-	-	1	1	
-	17	Lafitte Franck	-	-	-	-	
-	21	Sidibe Mory	-	-	-	-	
-	9	Ngapeth Earvin	-	1	5	6	
Others			-	-	-	-	
Total Team			46	1	73	120	11.50



Reception

Eff. %
Limit: 25.00%


Rk	No	Name	Excellents	Faults	Serve Receptions	Total Attempts	Note
1	16	Marechal Nicolas	18	-	5	23	78.26
2	9	Ngapeth Earvin	22	-	12	34	64.71
-	2	Grebennikov Jenia	11	1	1	13	
-	7	Tillie Kevin	3	1	3	7	
-	10	Le Roux Kevin	-	-	1	1	
-	4	Rouzier Antonin	-	-	-	-	
-	6	Toniutti Benjamin	-	-	-	-	
-	14	Le Goff Nicolas	-	-	-	-	
-	15	Tuia Samuele	-	-	-	-	
-	17	Lafitte Franck	-	-	-	-	
-	18	Jaumel Yoann	-	-	-	-	
-	21	Sidibe Mory	-	-	-	-	
Others			-	-	-	-	
Total Team			54	2	22	78	66.67

Match: 63 Date: 10.09.2014 Spectators: 3'000
 City: KATOWICE
 Hall: SPODEK
 Match duration: Start: 16:40 End: 18:12 Total: 1:32

Teams	Sets	1	2	3	4	5	Total
BRA	3	25	25	25			75
BUL	0	15	21	21			57
Set duration		0:23	0:27	0:29			1:19




BRA • Brazil



Spike

Succ. %
Limit: 15.00%

Rk	No	Name	Spikes	Faults	Shots	Total Attempts	Note
1	10	Lucarelli Santos De Souza Ricardo	11	5	5	21	52.38
2	4	De Souza Wallace	11	5	6	22	50.00
-	5	Dos Santos Jr. Sidnei	5	2	2	9	
-	8	Endres Murilo	4	2	3	9	
-	16	Saatkamp Lucas	6	-	2	8	
-	6	Vissotto Neves Leandro	3	1	4	8	
-	1	Rezende Bruno Mossa	1	-	-	1	
-	3	Carbonera Eder	-	-	-	-	
-	11	Silva Felipe Lourenço	-	-	-	-	
-	12	Fonteles Luiz Felipe Marques	-	-	-	-	
-	19	Da Silva Pedreira Junior Mario	-	-	-	-	
-	20	Vieira De Oliveira Raphael	-	-	-	-	
Others			-	-	-	-	
Total Team			41	15	22	78	52.56



Block

Avg. by set


Rk	No	Name	Kill Blocks	Faults	Rebounds	Total Attempts	Note
1	5	Dos Santos Jr. Sidnei	3	5	7	15	1.00
2	16	Saatkamp Lucas	2	8	6	16	0.67
3	6	Vissotto Neves Leandro	1	-	3	4	0.33
3	10	Lucarelli Santos De Souza Ricardo	1	2	4	7	0.33
3	8	Endres Murilo	1	2	2	5	0.33
3	4	De Souza Wallace	1	3	2	6	0.33
-	1	Rezende Bruno Mossa	-	-	1	1	
-	3	Carbonera Eder	-	-	-	-	
-	11	Silva Felipe Lourenço	-	-	-	-	
-	12	Fonteles Luiz Felipe Marques	-	-	-	-	
-	19	Da Silva Pedreira Junior Mario	-	-	-	-	
-	20	Vieira De Oliveira Raphael	-	-	-	-	
Others			-	-	-	-	
Total Team			9	20	25	54	3.00

Match: 63 Date: 10.09.2014 Spectators: 3'000
 City: KATOWICE
 Hall: SPODEK
 Match duration: Start: 16:40 End: 18:12 Total: 1:32

Teams	Sets	1	2	3	4	5	Total
BRA	3	25	25	25			75
BUL	0	15	21	21			57
Set duration		0:23	0:27	0:29			1:19



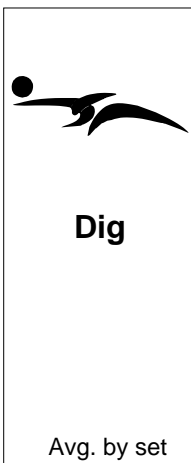
BRA • Brazil



Rk	No	Name	Aces	Faults	Serve Hits	Total Attempts	Note
1	4	De Souza Wallace	2	2	8	12	0.67
2	20	Vieira De Oliveira Raphael	1	-	8	9	0.33
2	10	Lucarelli Santos De Souza Ricardo	1	1	8	10	0.33
2	16	Saatkamp Lucas	1	4	5	10	0.33
-	3	Carbonera Eder	-	-	-	-	
-	6	Vissotto Neves Leandro	-	-	-	-	
-	8	Endres Murilo	-	-	8	8	
-	11	Silva Felipe Lourenço	-	-	-	-	
-	12	Fonteles Luiz Felipe Marques	-	-	1	1	
-	19	Da Silva Pedreira Junior Mario	-	-	-	-	
-	1	Rezende Bruno Mossa	-	2	14	16	
-	5	Dos Santos Jr. Sidnei	-	2	5	7	
Others			-	-	-	-	
Total Team			5	11	57	73	1.67



Opponent errors & Team faults	20	-	20
-------------------------------	----	---	----




Rk	No	Name	Digs	Faults	Receptions	Total Attempts	Note
1	11	Silva Felipe Lourenço	11	3	-	14	3.67
2	8	Endres Murilo	9	1	1	11	3.00
3	1	Rezende Bruno Mossa	8	1	-	9	2.67
4	10	Lucarelli Santos De Souza Ricardo	5	1	-	6	1.67
4	19	Da Silva Pedreira Junior Mario	5	1	-	6	1.67
6	6	Vissotto Neves Leandro	3	-	-	3	1.00
6	20	Vieira De Oliveira Raphael	3	-	-	3	1.00
6	4	De Souza Wallace	3	1	1	5	1.00
9	16	Saatkamp Lucas	2	1	2	5	0.67
-	3	Carbonera Eder	-	-	-	-	
-	5	Dos Santos Jr. Sidnei	-	-	-	-	
-	12	Fonteles Luiz Felipe Marques	-	-	-	-	
Others			-	-	-	-	
Total Team			49	9	4	62	16.33

Match: 63 Date: 10.09.2014 Spectators: 3'000
 City: KATOWICE
 Hall: SPODEK
 Match duration: Start: 16:40 End: 18:12 Total: 1:32

Teams	Sets	1	2	3	4	5	Total
BRA	3	25	25	25			75
BUL	0	15	21	21			57
Set duration		0:23	0:27	0:29			1:19




BRA • Brazil



Set

Avg. by set

Rk	No	Name	Running Sets	Faults	Still Sets	Total Attempts	Note
1	1	Rezende Bruno Mossa	23	-	24	47	7.67
2	20	Vieira De Oliveira Raphael	1	-	12	13	0.33
-	3	Carbonera Eder	-	-	-	-	
-	4	De Souza Wallace	-	-	-	-	
-	5	Dos Santos Jr. Sidnei	-	-	-	-	
-	6	Vissotto Neves Leandro	-	-	-	-	
-	8	Endres Murilo	-	-	-	-	
-	10	Lucarelli Santos De Souza Ricardo	-	-	-	-	
-	11	Silva Felipe Lourenço	-	-	-	-	
-	12	Fonteles Luiz Felipe Marques	-	-	-	-	
-	16	Saatkamp Lucas	-	-	-	-	
-	19	Da Silva Pedreira Junior Mario	-	-	-	-	
Others			-	-	-	-	
Total Team			24	-	36	60	8.00



Reception

Eff. %
Limit: 25.00%

Rk	No	Name	Excellents	Faults	Serve Receptions	Total Attempts	Note
1	8	Endres Murilo	15	1	13	29	48.28
-	19	Da Silva Pedreira Junior Mario	6	-	4	10	
-	10	Lucarelli Santos De Souza Ricardo	1	-	7	8	
-	1	Rezende Bruno Mossa	-	-	-	-	
-	3	Carbonera Eder	-	-	-	-	
-	4	De Souza Wallace	-	-	-	-	
-	6	Vissotto Neves Leandro	-	-	-	-	
-	11	Silva Felipe Lourenço	-	-	-	-	
-	12	Fonteles Luiz Felipe Marques	-	-	-	-	
-	16	Saatkamp Lucas	-	-	-	-	
-	20	Vieira De Oliveira Raphael	-	-	-	-	
-	5	Dos Santos Jr. Sidnei	-	1	-	1	
Others			-	-	-	-	
Total Team			22	2	24	48	41.67

Match: 63 Date: 10.09.2014 Spectators: 3'000

City: KATOWICE


Hall: SPODEK

Match duration: Start: 16:40 End: 18:12 Total: 1:32

Teams	Sets	1	2	3	4	5	Total
BRA	3	25	25	25			75
BUL	0	15	21	21			57
Set duration		0:23	0:27	0:29			1:19




BUL • Bulgaria



Spike

Succ. %
Limit: 15.00%

Rk	No	Name	Spikes	Faults	Shots	Total Attempts	Note
1	8	Skrimov Todor	7	3	4	14	50.00
2	17	Penchev Nikolay	6	2	7	15	40.00
3	19	Sokolov Tsvetan	7	4	13	24	29.17
-	5	Gotsev Svetoslav	3	1	4	8	
-	14	Todorov Teodor	3	2	2	7	
-	15	Aleksiev Todor	-	2	1	3	
-	3	Zhekov Andrey	-	-	2	2	
-	4	Bozhilov Martin	-	-	-	-	
-	6	Milushev Danail	-	-	-	-	
-	7	Gradinarov Miroslav	-	-	-	-	
-	9	Dimitrov Dobromir	-	-	-	-	
-	13	Salparov Teodor	-	-	-	-	
Others			-	-	-	-	
Total Team			26	14	33	73	35.62



Block

Avg. by set

Rk	No	Name	Kill Blocks	Faults	Rebounds	Total Attempts	Note
1	14	Todorov Teodor	4	9	4	17	1.33
2	19	Sokolov Tsvetan	2	7	1	10	0.67
3	3	Zhekov Andrey	1	2	1	4	0.33
3	5	Gotsev Svetoslav	1	6	3	10	0.33
-	4	Bozhilov Martin	-	-	-	-	
-	6	Milushev Danail	-	-	-	-	
-	7	Gradinarov Miroslav	-	-	-	-	
-	9	Dimitrov Dobromir	-	-	-	-	
-	13	Salparov Teodor	-	-	-	-	
-	15	Aleksiev Todor	-	-	-	-	
-	8	Skrimov Todor	-	5	2	7	
-	17	Penchev Nikolay	-	3	-	3	
Others			-	-	-	-	
Total Team			8	32	11	51	2.67

Match: 63 Date: 10.09.2014 Spectators: 3'000
 City: KATOWICE
 Hall: SPODEK
 Match duration: Start: 16:40 End: 18:12 Total: 1:32

Teams	Sets	1	2	3	4	5	Total
BRA	3	25	25	25			75
BUL	0	15	21	21			57
Set duration		0:23	0:27	0:29			1:19



BUL • Bulgaria

Rk	No	Name	Aces	Faults	Serve Hits	Total Attempts	Note
1	7	Gradinarov Miroslav	1	1	1	3	0.33
1	8	Skrimov Todor	1	3	4	8	0.33
-	4	Bozhilov Martin	-	-	-	-	
-	5	Gotsev Svetoslav	-	-	9	9	
-	6	Milushev Danail	-	-	3	3	
-	9	Dimitrov Dobromir	-	-	-	-	
-	13	Salparov Teodor	-	-	-	-	
-	14	Todorov Teodor	-	-	7	7	
-	15	Aleksiev Todor	-	-	-	-	
-	17	Penchev Nikolay	-	1	10	11	
-	3	Zhekov Andrey	-	2	9	11	
-	19	Sokolov Tsvetan	-	4	3	7	
Others			-	-	-	-	
Total Team			2	11	46	59	0.67



Serve

Avg. by set

Team	Opponent errors & Team faults	Aces	Faults	Total Attempts	Note
	Opponent errors & Team faults	21	-	21	

Rk	No	Name	Digs	Faults	Receptions	Total Attempts	Note
1	13	Salparov Teodor	8	1	1	10	2.67
2	17	Penchev Nikolay	6	2	2	10	2.00
2	3	Zhekov Andrey	6	3	-	9	2.00
4	19	Sokolov Tsvetan	5	2	2	9	1.67
5	14	Todorov Teodor	3	1	-	4	1.00
6	6	Milushev Danail	2	-	-	2	0.67
7	4	Bozhilov Martin	1	-	-	1	0.33
7	5	Gotsev Svetoslav	1	-	-	1	0.33
7	8	Skrimov Todor	1	-	1	2	0.33
7	15	Aleksiev Todor	1	-	-	1	0.33
-	7	Gradinarov Miroslav	-	-	-	-	
-	9	Dimitrov Dobromir	-	-	-	-	
Others			-	-	-	-	
Total Team			34	9	6	49	11.33



Dig

Avg. by set




Match: 63 Date: 10.09.2014 Spectators: 3'000
 City: KATOWICE
 Hall: SPODEK
 Match duration: Start: 16:40 End: 18:12 Total: 1:32

Teams	Sets	1	2	3	4	5	Total
BRA	3	25	25	25			75
BUL	0	15	21	21			57
Set duration		0:23	0:27	0:29			1:19




BUL • Bulgaria



Set

Avg. by set

Rk	No	Name	Running Sets	Faults	Still Sets	Total Attempts	Note
1	3	Zhekov Andrey	32	1	29	62	10.67
-	4	Bozhilov Martin	-	-	-	-	
-	5	Gotsev Svetoslav	-	-	-	-	
-	6	Milushev Danail	-	-	-	-	
-	7	Gradinarov Miroslav	-	-	-	-	
-	8	Skrimov Todor	-	-	-	-	
-	9	Dimitrov Dobromir	-	-	-	-	
-	13	Salparov Teodor	-	-	-	-	
-	14	Todorov Teodor	-	-	-	-	
-	15	Aleksiev Todor	-	-	-	-	
-	17	Penchev Nikolay	-	-	-	-	
-	19	Sokolov Tsvetan	-	-	-	-	
Others			-	-	-	-	
Total Team			32	1	29	62	10.67



Reception

Eff. %
Limit: 25.00%


Rk	No	Name	Excellents	Faults	Serve Receptions	Total Attempts	Note
1	17	Penchev Nikolay	13	2	11	26	42.31
2	8	Skrimov Todor	10	3	7	20	35.00
-	13	Salparov Teodor	3	1	7	11	
-	4	Bozhilov Martin	1	-	1	2	
-	15	Aleksiev Todor	1	1	-	2	
-	5	Gotsev Svetoslav	-	-	-	-	
-	6	Milushev Danail	-	-	-	-	
-	7	Gradinarov Miroslav	-	-	-	-	
-	9	Dimitrov Dobromir	-	-	-	-	
-	14	Todorov Teodor	-	-	-	-	
-	19	Sokolov Tsvetan	-	-	-	-	
-	3	Zhekov Andrey	-	1	-	1	
Others			-	-	-	-	
Total Team			28	8	26	62	32.26

Match: 64 Date: 10.09.2014 Spectators: 3'981
 City: WROCLAW
 Hall: HALA STULECIA
 Match duration: Start: 16:40 End: 18:13 Total: 1:33

Teams	Sets	1	2	3	4	5	Total
FIN	0	10	18	16			44
RUS	3	25	25	25			75
Set duration		0:20	0:29	0:31			1:20




FIN • Finland



Spike

Succ. %
Limit: 15.00%

Rk	No	Name	Spikes	Faults	Shots	Total Attempts	Note
1	16	Ojansivu Olli-Pekka	6	3	4	13	46.15
2	12	Kunnari Olli	5	4	7	16	31.25
3	10	Sivula Urpo	5	5	9	19	26.32
-	5	Siltala Antti	3	2	3	8	
-	14	Shumov Konstantin	4	1	1	6	
-	6	Seppänen Niklas	1	1	3	5	
-	18	Lehtonen Jukka	2	-	2	4	
-	13	Oivanen Mikko	1	1	2	4	
-	2	Tervaportti Eemi	-	-	2	2	
-	3	Esko Mikko	1	-	-	1	
-	4	Kerminen Lauri	-	-	-	-	
-	15	Oivanen Matti	-	-	-	-	
Others			-	-	-	-	
Total Team			28	17	33	78	35.90



Block

Avg. by set

Rk	No	Name	Kill Blocks	Faults	Rebounds	Total Attempts	Note
1	14	Shumov Konstantin	2	13	6	21	0.67
2	18	Lehtonen Jukka	1	1	4	6	0.33
-	4	Kerminen Lauri	-	-	-	-	
-	15	Oivanen Matti	-	-	-	-	
-	12	Kunnari Olli	-	2	3	5	
-	5	Siltala Antti	-	2	2	4	
-	10	Sivula Urpo	-	2	2	4	
-	2	Tervaportti Eemi	-	1	-	1	
-	3	Esko Mikko	-	3	-	3	
-	6	Seppänen Niklas	-	1	-	1	
-	13	Oivanen Mikko	-	1	-	1	
-	16	Ojansivu Olli-Pekka	-	1	-	1	
Others			-	-	-	-	
Total Team			3	27	17	47	1.00

Match: 64 Date: 10.09.2014 Spectators: 3'981
 City: WROCLAW
 Hall: HALA STULECIA
 Match duration: Start: 16:40 End: 18:13 Total: 1:33

Teams	Sets	1	2	3	4	5	Total
FIN	0	10	18	16			44
RUS	3	25	25	25			75
Set duration		0:20	0:29	0:31			1:20



FIN • Finland

Rk	No	Name	Aces	Faults	Serve Hits	Total Attempts	Note
-	2	Tervaportti Eemi	-	-	6	6	
-	3	Esko Mikko	-	-	4	4	
-	4	Kerminen Lauri	-	-	-	-	
-	5	Siltala Antti	-	-	3	3	
-	14	Shumov Konstantin	-	-	7	7	
-	15	Oivanen Matti	-	-	-	-	
-	18	Lehtonen Jukka	-	1	7	8	
-	12	Kunnari Olli	-	2	6	8	
-	16	Ojansivu Olli-Pekka	-	1	2	3	
-	13	Oivanen Mikko	-	1	1	2	
-	6	Seppänen Niklas	-	2	1	3	
-	10	Sivula Urpo	-	2	-	2	
Others			-	-	-	-	
Total Team			-	9	37	46	



Serve

Avg. by set

Team	Opponent errors & Team faults	Aces	Faults	Total Attempts
		13	-	13

Rk	No	Name	Digs	Faults	Receptions	Total Attempts	Note
1	4	Kerminen Lauri	11	2	1	14	3.67
2	5	Siltala Antti	5	1	3	9	1.67
2	3	Esko Mikko	5	1	-	6	1.67
4	14	Shumov Konstantin	4	1	2	7	1.33
4	18	Lehtonen Jukka	4	1	-	5	1.33
6	2	Tervaportti Eemi	3	1	1	5	1.00
7	6	Seppänen Niklas	2	-	1	3	0.67
7	12	Kunnari Olli	2	1	2	5	0.67
7	10	Sivula Urpo	2	2	-	4	0.67
10	13	Oivanen Mikko	1	-	-	1	0.33
10	16	Ojansivu Olli-Pekka	1	2	-	3	0.33
-	15	Oivanen Matti	-	-	-	-	
Others			-	-	-	-	
Total Team			40	12	10	62	13.33



Dig

Avg. by set

Match: 64 Date: 10.09.2014 Spectators: 3'981
 City: WROCLAW
 Hall: HALA STULECIA
 Match duration: Start: 16:40 End: 18:13 Total: 1:33

Teams	Sets	1	2	3	4	5	Total
FIN	0	10	18	16			44
RUS	3	25	25	25			75
Set duration		0:20	0:29	0:31			1:20



FIN • Finland



Set

Avg. by set

Rk	No	Name	Running Sets	Faults	Still Sets	Total Attempts	Note
1	3	Esko Mikko	15	-	21	36	5.00
2	2	Tervaportti Eemi	8	-	19	27	2.67
-	4	Kerminen Lauri	-	-	-	-	
-	5	Siltala Antti	-	-	-	-	
-	6	Seppänen Niklas	-	-	-	-	
-	10	Sivula Urpo	-	-	-	-	
-	12	Kunnari Olli	-	-	-	-	
-	13	Oivanen Mikko	-	-	-	-	
-	14	Shumov Konstantin	-	-	-	-	
-	15	Oivanen Matti	-	-	-	-	
-	16	Ojansivu Olli-Pekka	-	-	-	-	
-	18	Lehtonen Jukka	-	-	-	-	
Others			-	-	-	-	
Total Team			23	-	40	63	7.67



Reception

Eff. %
Limit: 25.00%


Rk	No	Name	Excellents	Faults	Serve Receptions	Total Attempts	Note
1	12	Kunnari Olli	8	2	8	18	33.33
-	4	Kerminen Lauri	7	-	5	12	
-	6	Seppänen Niklas	4	1	6	11	
-	14	Shumov Konstantin	1	-	1	2	
-	3	Esko Mikko	-	-	1	1	
-	18	Lehtonen Jukka	1	-	-	1	
-	2	Tervaportti Eemi	-	-	-	-	
-	10	Sivula Urpo	-	-	-	-	
-	15	Oivanen Matti	-	-	-	-	
-	16	Ojansivu Olli-Pekka	-	-	-	-	
-	13	Oivanen Mikko	1	2	3	6	
-	5	Siltala Antti	4	5	5	14	
Others			-	-	-	-	
Total Team			26	10	29	65	24.62

Match: 64 Date: 10.09.2014 Spectators: 3'981
 City: WROCLAW
 Hall: HALA STULECIA
 Match duration: Start: 16:40 End: 18:13 Total: 1:33

Teams	Sets	1	2	3	4	5	Total
FIN	0	10	18	16			44
RUS	3	25	25	25			75
Set duration		0:20	0:29	0:31			1:20




RUS • Russia



Spike

Succ. %
Limit: 15.00%

Rk	No	Name	Spikes	Faults	Shots	Total Attempts	Note
1	7	Pavlov Nikolay	9	-	7	16	56.25
2	15	Ilinykh Dmitriy	12	2	8	22	54.55
3	9	Spiridonov Alexey	5	2	8	15	33.33
-	13	Muserskiy Dmitriy	7	-	4	11	
-	3	Apalikov Nikolay	6	-	2	8	
-	18	Moroz Pavel	1	1	-	2	
-	5	Grankin Sergey	1	-	-	1	
-	2	Makarov Sergey	-	-	-	-	
-	8	Biriukov Denis	-	-	-	-	
-	10	Savin Sergey	-	-	-	-	
-	14	Volvich Artem	-	-	-	-	
-	20	Ermakov Artem	-	-	-	-	
Others			-	-	-	-	
Total Team			41	5	29	75	54.67



Block

Avg. by set

Rk	No	Name	Kill Blocks	Faults	Rebounds	Total Attempts	Note
1	13	Muserskiy Dmitriy	4	5	9	18	1.33
1	3	Apalikov Nikolay	4	5	1	10	1.33
3	15	Ilinykh Dmitriy	3	3	4	10	1.00
-	2	Makarov Sergey	-	-	-	-	
-	5	Grankin Sergey	-	-	6	6	
-	8	Biriukov Denis	-	-	-	-	
-	10	Savin Sergey	-	-	-	-	
-	14	Volvich Artem	-	-	-	-	
-	20	Ermakov Artem	-	-	-	-	
-	7	Pavlov Nikolay	-	2	1	3	
-	9	Spiridonov Alexey	-	4	1	5	
-	18	Moroz Pavel	-	1	-	1	
Others			-	-	-	-	
Total Team			11	20	22	53	3.67


Match: 64 Date: 10.09.2014 Spectators: 3'981
 City: WROCLAW
 Hall: HALA STULECIA
 Match duration: Start: 16:40 End: 18:13 Total: 1:33

Teams	Sets	1	2	3	4	5	Total
FIN	0	10	18	16			44
RUS	3	25	25	25			75
Set duration		0:20	0:29	0:31			1:20



RUS • Russia

Rk	No	Name	Aces	Faults	Serve Hits	Total Attempts	Note
1	3	Apalikov Nikolay	2	-	9	11	0.67
1	13	Muserskiy Dmitriy	2	4	1	7	0.67
3	7	Pavlov Nikolay	1	2	23	26	0.33
3	15	Ilinykh Dmitriy	1	2	5	8	0.33
-	2	Makarov Sergey	-	-	2	2	
-	5	Grankin Sergey	-	-	6	6	
-	8	Biriukov Denis	-	-	-	-	
-	9	Spiridonov Alexey	-	-	12	12	
-	10	Savin Sergey	-	-	-	-	
-	14	Volvich Artem	-	-	-	-	
-	18	Moroz Pavel	-	-	1	1	
-	20	Ermakov Artem	-	-	-	-	
Others			-	-	-	-	
Total Team			6	8	59	73	2.00




Serve

Avg. by set

Team	Opponent errors & Team faults	Aces	Faults	Total Attempts
		17	-	17

Rk	No	Name	Digs	Faults	Receptions	Total Attempts	Note
1	9	Spiridonov Alexey	13	2	1	16	4.33
2	20	Ermakov Artem	12	1	2	15	4.00
3	7	Pavlov Nikolay	11	2	1	14	3.67
4	15	Ilinykh Dmitriy	5	1	1	7	1.67
5	13	Muserskiy Dmitriy	3	-	1	4	1.00
5	3	Apalikov Nikolay	3	1	1	5	1.00
7	2	Makarov Sergey	2	-	-	2	0.67
7	18	Moroz Pavel	2	-	-	2	0.67
7	5	Grankin Sergey	2	3	4	9	0.67
-	8	Biriukov Denis	-	-	-	-	
-	10	Savin Sergey	-	-	-	-	
-	14	Volvich Artem	-	-	-	-	
Others			-	-	-	-	
Total Team			53	10	11	74	17.67



Dig

Avg. by set




Match: 64 Date: 10.09.2014 Spectators: 3'981
 City: WROCLAW
 Hall: HALA STULECIA
 Match duration: Start: 16:40 End: 18:13 Total: 1:33

Teams	Sets	1	2	3	4	5	Total
FIN	0	10	18	16			44
RUS	3	25	25	25			75
Set duration		0:20	0:29	0:31			1:20




RUS • Russia



Set

Avg. by set

Rk	No	Name	Running Sets	Faults	Still Sets	Total Attempts	Note
1	5	Grankin Sergey	22	1	23	46	7.33
2	2	Makarov Sergey	3	-	2	5	1.00
-	3	Apalikov Nikolay	-	-	-	-	
-	7	Pavlov Nikolay	-	-	-	-	
-	8	Biriukov Denis	-	-	-	-	
-	9	Spiridonov Alexey	-	-	-	-	
-	10	Savin Sergey	-	-	-	-	
-	13	Muserskiy Dmitriy	-	-	-	-	
-	14	Volvich Artem	-	-	-	-	
-	15	Ilinykh Dmitriy	-	-	-	-	
-	18	Moroz Pavel	-	-	-	-	
-	20	Ermakov Artem	-	-	-	-	
Others			-	-	-	-	
Total Team			25	1	25	51	8.33



Reception

Eff. %
Limit: 25.00%

Rk	No	Name	Excellents	Faults	Serve Receptions	Total Attempts	Note
1	9	Spiridonov Alexey	8	-	10	18	44.44
-	20	Ermakov Artem	6	-	3	9	
-	15	Ilinykh Dmitriy	6	-	2	8	
-	5	Grankin Sergey	-	-	1	1	
-	13	Muserskiy Dmitriy	1	-	-	1	
-	2	Makarov Sergey	-	-	-	-	
-	3	Apalikov Nikolay	-	-	-	-	
-	7	Pavlov Nikolay	-	-	-	-	
-	8	Biriukov Denis	-	-	-	-	
-	10	Savin Sergey	-	-	-	-	
-	14	Volvich Artem	-	-	-	-	
-	18	Moroz Pavel	-	-	-	-	
Others			-	-	-	-	
Total Team			21	-	16	37	56.76

Match: 65 Date: 10.09.2014 Spectators: 4'500

City: LODZ


Hall: ATLAS ARENA

Match duration: Start: 16:40 End: 18:17 Total: 1:37

Teams	Sets	1	2	3	4	5	Total
SRB	3	25	29	25			79
ITA	0	19	27	22			68
Set duration		0:25	0:33	0:26			1:24




SRB • Serbia



Spike

Succ. %
Limit: 15.00%

Rk	No	Name	Spikes	Faults	Shots	Total Attempts	Note
1	1	Kovacevic Nikola	11	3	8	22	50.00
2	14	Atanasijevic Aleksandar	15	5	13	33	45.45
3	10	Nikic Milos	6	5	7	18	33.33
-	18	Podrascanin Marko	7	1	1	9	
-	20	Lisinac Srecko	4	1	3	8	
-	4	Petric Nemanja	-	-	2	2	
-	2	Kovacevic Uros	-	-	-	-	
-	5	Petkovic Vlado	-	-	-	-	
-	7	Stankovic Dragan	-	-	-	-	
-	9	Jovovic Nikola	-	-	-	-	
-	15	Starovic Sasa	-	-	-	-	
-	19	Rosic Nikola	-	-	-	-	
Others			-	-	-	-	
Total Team			43	15	34	92	46.74



Block

Avg. by set


Rk	No	Name	Kill Blocks	Faults	Rebounds	Total Attempts	Note
1	20	Lisinac Srecko	5	8	5	18	1.67
2	18	Podrascanin Marko	2	5	5	12	0.67
2	14	Atanasijevic Aleksandar	2	6	-	8	0.67
4	9	Jovovic Nikola	1	2	3	6	0.33
-	2	Kovacevic Uros	-	-	-	-	
-	5	Petkovic Vlado	-	-	-	-	
-	7	Stankovic Dragan	-	-	-	-	
-	15	Starovic Sasa	-	-	-	-	
-	19	Rosic Nikola	-	-	-	-	
-	10	Nikic Milos	-	2	1	3	
-	1	Kovacevic Nikola	-	6	1	7	
-	4	Petric Nemanja	-	2	-	2	
Others			-	-	-	-	
Total Team			10	31	15	56	3.33

Match: 65 Date: 10.09.2014 Spectators: 4'500
 City: LODZ
 Hall: ATLAS ARENA
 Match duration: Start: 16:40 End: 18:17 Total: 1:37

Teams	Sets	1	2	3	4	5	Total
SRB	3	25	29	25			79
ITA	0	19	27	22			68
Set duration		0:25	0:33	0:26			1:24



SRB • Serbia




Serve

Avg. by set

Rk	No	Name	Aces	Faults	Serve Hits	Total Attempts	Note
1	14	Atanasijevic Aleksandar	1	4	7	12	0.33
1	1	Kovacevic Nikola	1	6	1	8	0.33
-	4	Petric Nemanja	-	-	-	-	
-	5	Petkovic Vlado	-	-	-	-	
-	7	Stankovic Dragan	-	-	-	-	
-	15	Starovic Sasa	-	-	-	-	
-	19	Rosic Nikola	-	-	-	-	
-	20	Lisinac Srecko	-	1	16	17	
-	9	Jovovic Nikola	-	1	15	16	
-	18	Podrascanin Marko	-	1	12	13	
-	10	Nikic Milos	-	2	8	10	
-	2	Kovacevic Uros	-	1	-	1	
Others			-	-	-	-	
Total Team			2	16	59	77	0.67

Team

Opponent errors & Team faults	23	-	23
-------------------------------	----	---	----



Dig

Avg. by set

Rk	No	Name	Digs	Faults	Receptions	Total Attempts	Note
1	10	Nikic Milos	16	1	2	19	5.33
2	9	Jovovic Nikola	14	1	2	17	4.67
3	19	Rosic Nikola	13	1	-	14	4.33
4	14	Atanasijevic Aleksandar	8	-	-	8	2.67
5	1	Kovacevic Nikola	6	-	2	8	2.00
6	18	Podrascanin Marko	5	1	-	6	1.67
7	20	Lisinac Srecko	3	1	-	4	1.00
8	4	Petric Nemanja	1	-	-	1	0.33
-	2	Kovacevic Uros	-	-	-	-	
-	5	Petkovic Vlado	-	-	-	-	
-	7	Stankovic Dragan	-	-	-	-	
-	15	Starovic Sasa	-	-	-	-	
Others			-	-	-	-	
Total Team			66	5	6	77	22.00

Match: 65 Date: 10.09.2014 Spectators: 4'500

City: LODZ


Hall: ATLAS ARENA

Match duration: Start: 16:40 End: 18:17 Total: 1:37

Teams	Sets	1	2	3	4	5	Total
SRB	3	25	29	25			79
ITA	0	19	27	22			68
Set duration		0:25	0:33	0:26			1:24




SRB • Serbia



Set

Avg. by set

Rk	No	Name	Running Sets	Faults	Still Sets	Total Attempts	Note
1	9	Jovovic Nikola	31	-	38	69	10.33
-	1	Kovacevic Nikola	-	-	-	-	
-	2	Kovacevic Uros	-	-	-	-	
-	4	Petric Nemanja	-	-	-	-	
-	5	Petkovic Vlado	-	-	-	-	
-	7	Stankovic Dragan	-	-	-	-	
-	10	Nikic Milos	-	-	-	-	
-	14	Atanasijevic Aleksandar	-	-	-	-	
-	15	Starovic Sasa	-	-	-	-	
-	18	Podrascanin Marko	-	-	-	-	
-	19	Rosic Nikola	-	-	-	-	
-	20	Lisinac Srecko	-	-	-	-	
Others			-	-	-	-	
Total Team			31	-	38	69	10.33



Reception

Eff. %
Limit: 25.00%

Rk	No	Name	Excellents	Faults	Serve Receptions	Total Attempts	Note
1	19	Rosic Nikola	7	-	7	14	50.00
2	1	Kovacevic Nikola	6	1	14	21	23.81
3	10	Nikic Milos	4	1	12	17	17.65
-	4	Petric Nemanja	-	-	1	1	
-	18	Podrascanin Marko	1	-	-	1	
-	20	Lisinac Srecko	1	-	-	1	
-	2	Kovacevic Uros	-	-	-	-	
-	5	Petkovic Vlado	-	-	-	-	
-	7	Stankovic Dragan	-	-	-	-	
-	9	Jovovic Nikola	-	-	-	-	
-	14	Atanasijevic Aleksandar	-	-	-	-	
-	15	Starovic Sasa	-	-	-	-	
Others			-	-	-	-	
Total Team			19	2	34	55	30.91

Match: 65 Date: 10.09.2014 Spectators: 4'500

City: LODZ


Hall: ATLAS ARENA

Match duration: Start: 16:40 End: 18:17 Total: 1:37

Teams	Sets	1	2	3	4	5	Total
SRB	3	25	29	25			79
ITA	0	19	27	22			68
Set duration		0:25	0:33	0:26			1:24




ITA • Italy



Spike

Succ. %
Limit: 15.00%

Rk	No	Name	Spikes	Faults	Shots	Total Attempts	Note
1	4	Vettori Luca	13	5	10	28	46.43
2	2	Kovar Jiri	7	4	5	16	43.75
3	3	Parodi Simone	6	2	10	18	33.33
-	15	Birarelli Emanuele	3	2	3	8	
-	11	Buti Simone	4	2	1	7	
-	10	Lanza Filippo	3	-	1	4	
-	13	Travica Dragan	-	1	3	4	
-	7	Rossini Salvatore	-	-	-	-	
-	14	Piano Matteo	-	-	-	-	
-	16	Baranowicz Michele	-	-	-	-	
-	18	Sabbi Giulio	-	-	-	-	
-	20	Colaci Massimo	-	-	-	-	
Others			-	-	-	-	
Total Team			36	16	33	85	42.35



Block

Avg. by set

Rk	No	Name	Kill Blocks	Faults	Rebounds	Total Attempts	Note
1	11	Buti Simone	5	8	6	19	1.67
2	2	Kovar Jiri	2	5	4	11	0.67
2	15	Birarelli Emanuele	2	9	2	13	0.67
4	13	Travica Dragan	1	8	4	13	0.33
-	7	Rossini Salvatore	-	-	-	-	
-	14	Piano Matteo	-	-	-	-	
-	16	Baranowicz Michele	-	-	-	-	
-	18	Sabbi Giulio	-	-	-	-	
-	20	Colaci Massimo	-	-	-	-	
-	3	Parodi Simone	-	2	2	4	
-	4	Vettori Luca	-	6	4	10	
-	10	Lanza Filippo	-	2	-	2	
Others			-	-	-	-	
Total Team			10	40	22	72	3.33

Match: 65 Date: 10.09.2014 Spectators: 4'500

City: LODZ

Hall: ATLAS ARENA


Match duration: Start: 16:40 End: 18:17 Total: 1:37

Teams	Sets	1	2	3	4	5	Total
SRB	3	25	29	25			79
ITA	0	19	27	22			68
Set duration		0:25	0:33	0:26			1:24




ITA • Italy

Rk	No	Name	Aces	Faults	Serve Hits	Total Attempts	Note
1	11	Buti Simone	1	1	7	9	0.33
1	15	Birarelli Emanuele	1	2	10	13	0.33
-	7	Rossini Salvatore	-	-	-	-	
-	13	Travica Dragan	-	-	12	12	
-	14	Piano Matteo	-	-	-	-	
-	16	Baranowicz Michele	-	-	-	-	
-	18	Sabbi Giulio	-	-	-	-	
-	20	Colaci Massimo	-	-	-	-	
-	3	Parodi Simone	-	2	8	10	
-	2	Kovar Jiri	-	4	8	12	
-	4	Vettori Luca	-	5	7	12	
-	10	Lanza Filippo	-	1	1	2	
Others			-	-	-	-	
Total Team			2	15	53	70	0.67



Team	Opponent errors & Team faults	Aces	Faults	Total Attempts
		21	1	22

Rk	No	Name	Digs	Faults	Receptions	Total Attempts	Note
1	3	Parodi Simone	8	1	-	9	2.67
1	20	Colaci Massimo	8	1	-	9	2.67
3	13	Travica Dragan	7	1	1	9	2.33
4	15	Birarelli Emanuele	6	-	1	7	2.00
5	7	Rossini Salvatore	5	-	-	5	1.67
6	2	Kovar Jiri	4	1	1	6	1.33
7	4	Vettori Luca	3	-	2	5	1.00
8	11	Buti Simone	1	-	-	1	0.33
-	10	Lanza Filippo	-	-	-	-	
-	14	Piano Matteo	-	-	-	-	
-	16	Baranowicz Michele	-	-	-	-	
-	18	Sabbi Giulio	-	-	-	-	
Others			-	-	-	-	
Total Team			42	4	5	51	14.00




Match: 65 Date: 10.09.2014 Spectators: 4'500
 City: LODZ
 Hall: ATLAS ARENA
 Match duration: Start: 16:40 End: 18:17 Total: 1:37

Teams	Sets	1	2	3	4	5	Total
SRB	3	25	29	25			79
ITA	0	19	27	22			68
Set duration		0:25	0:33	0:26			1:24




ITA • Italy



Set

Avg. by set

Rk	No	Name	Running Sets	Faults	Still Sets	Total Attempts	Note
1	13	Travica Dragan	34	-	31	65	11.33
-	2	Kovar Jiri	-	-	-	-	
-	3	Parodi Simone	-	-	-	-	
-	4	Vettori Luca	-	-	-	-	
-	7	Rossini Salvatore	-	-	-	-	
-	10	Lanza Filippo	-	-	-	-	
-	11	Buti Simone	-	-	-	-	
-	14	Piano Matteo	-	-	-	-	
-	15	Birarelli Emanuele	-	-	-	-	
-	16	Baranowicz Michele	-	-	-	-	
-	18	Sabbi Giulio	-	-	-	-	
-	20	Colaci Massimo	-	-	-	-	
Others			-	-	-	-	
Total Team			34	-	31	65	11.33



Reception

Eff. %
Limit: 25.00%


Rk	No	Name	Excellents	Faults	Serve Receptions	Total Attempts	Note
1	2	Kovar Jiri	11	-	11	22	50.00
1	7	Rossini Salvatore	12	2	6	20	50.00
-	3	Parodi Simone	4	-	9	13	
-	10	Lanza Filippo	2	-	1	3	
-	15	Birarelli Emanuele	1	-	1	2	
-	11	Buti Simone	1	-	-	1	
-	4	Vettori Luca	-	-	-	-	
-	13	Travica Dragan	-	-	-	-	
-	14	Piano Matteo	-	-	-	-	
-	16	Baranowicz Michele	-	-	-	-	
-	18	Sabbi Giulio	-	-	-	-	
-	20	Colaci Massimo	-	-	-	-	
Others			-	-	-	-	
Total Team			31	2	28	61	47.54

Match: 67 Date: 10.09.2014 Spectators: 1'000
 City: KATOWICE
 Hall: SPODEK
 Match duration: Start: 20:25 End: 21:52 Total: 1:27

Teams	Sets	1	2	3	4	5	Total
GER	3	25	25	25			75
CHN	0	19	22	17			58
Set duration		0:24	0:26	0:24			1:14




GER • Germany



Spike

Succ. %
Limit: 15.00%

Rk	No	Name	Spikes	Faults	Shots	Total Attempts	Note
1	9	Grozer György	14	3	8	25	56.00
2	3	Schwarz Sebastian	9	2	6	17	52.94
3	6	Kaliberda Denys	6	3	7	16	37.50
-	8	Böhme Marcus	5	2	1	8	
-	16	Günthör Max	4	1	1	6	
-	7	Westphal Dirk	2	-	1	3	
-	11	Kampa Lukas	1	-	-	1	
-	15	Broshog Tim	-	-	1	1	
-	2	Steuerwald Markus	-	-	-	-	
-	5	Kühner Sebastian	-	-	-	-	
-	10	Schöps Jochen	-	-	-	-	
-	12	Tille Ferdinand	-	-	-	-	
Others			-	-	-	-	
Total Team			41	11	25	77	53.25



Block

Avg. by set

Rk	No	Name	Kill Blocks	Faults	Rebounds	Total Attempts	Note
1	9	Grozer György	2	3	2	7	0.67
1	16	Günthör Max	2	7	4	13	0.67
3	11	Kampa Lukas	1	-	1	2	0.33
3	8	Böhme Marcus	1	7	7	15	0.33
3	3	Schwarz Sebastian	1	3	1	5	0.33
3	6	Kaliberda Denys	1	3	1	5	0.33
-	2	Steuerwald Markus	-	-	-	-	
-	5	Kühner Sebastian	-	-	-	-	
-	7	Westphal Dirk	-	-	-	-	
-	10	Schöps Jochen	-	-	-	-	
-	12	Tille Ferdinand	-	-	-	-	
-	15	Broshog Tim	-	-	-	-	
Others			-	-	-	-	
Total Team			8	23	16	47	2.67

Match: 67 Date: 10.09.2014 Spectators: 1'000

City: KATOWICE

Hall: SPODEK


Match duration: Start: 20:25 End: 21:52 Total: 1:27

Teams	Sets	1	2	3	4	5	Total
GER	3	25	25	25			75
CHN	0	19	22	17			58
Set duration		0:24	0:26	0:24			1:14



GER • Germany

Rk	No	Name	Aces	Faults	Serve Hits	Total Attempts	Note
1	11	Kampa Lukas	3	3	10	16	1.00
2	8	Böhme Marcus	2	1	5	8	0.67
3	16	Günthör Max	1	1	14	16	0.33
3	5	Kühner Sebastian	1	1	1	3	0.33
3	9	Grozer György	1	4	5	10	0.33
-	2	Steuerwald Markus	-	-	-	-	
-	7	Westphal Dirk	-	-	5	5	
-	10	Schöps Jochen	-	-	1	1	
-	12	Tille Ferdinand	-	-	-	-	
-	15	Broshog Tim	-	-	-	-	
-	6	Kaliberda Denys	-	1	8	9	
-	3	Schwarz Sebastian	-	3	3	6	
Others			-	-	-	-	
Total Team			8	14	52	74	2.67




Serve

Avg. by set

Team	Opponent errors & Team faults	Aces	Faults	Total Attempts
		18	-	18

Rk	No	Name	Digs	Faults	Receptions	Total Attempts	Note
1	11	Kampa Lukas	15	1	-	16	5.00
2	2	Steuerwald Markus	14	1	-	15	4.67
3	6	Kaliberda Denys	9	2	1	12	3.00
4	3	Schwarz Sebastian	5	2	-	7	1.67
5	9	Grozer György	3	1	1	5	1.00
6	8	Böhme Marcus	2	-	-	2	0.67
7	16	Günthör Max	1	1	-	2	0.33
-	5	Kühner Sebastian	-	-	-	-	
-	7	Westphal Dirk	-	-	-	-	
-	10	Schöps Jochen	-	-	-	-	
-	12	Tille Ferdinand	-	-	-	-	
-	15	Broshog Tim	-	-	-	-	
Others			-	-	-	-	
Total Team			49	8	2	59	16.33



Dig


Avg. by set

Match: 67 Date: 10.09.2014 Spectators: 1'000
 City: KATOWICE
 Hall: SPODEK
 Match duration: Start: 20:25 End: 21:52 Total: 1:27

Teams	Sets	1	2	3	4	5	Total
GER	3	25	25	25			75
CHN	0	19	22	17			58
Set duration		0:24	0:26	0:24			1:14




GER • Germany



Set

Avg. by set

Rk	No	Name	Running Sets	Faults	Still Sets	Total Attempts	Note
1	11	Kampa Lukas	36	-	23	59	12.00
-	2	Steuerwald Markus	-	-	-	-	
-	3	Schwarz Sebastian	-	-	-	-	
-	5	Kühner Sebastian	-	-	-	-	
-	6	Kaliberda Denys	-	-	-	-	
-	7	Westphal Dirk	-	-	-	-	
-	8	Böhme Marcus	-	-	-	-	
-	9	Grozer György	-	-	-	-	
-	10	Schöps Jochen	-	-	-	-	
-	12	Tille Ferdinand	-	-	-	-	
-	15	Broshog Tim	-	-	-	-	
-	16	Günthör Max	-	-	-	-	
Others			-	-	-	-	
Total Team			36	-	23	59	12.00




Reception

Eff. %
Limit: 25.00%


Rk	No	Name	Excellents	Faults	Serve Receptions	Total Attempts	Note
1	6	Kaliberda Denys	14	-	11	25	56.00
-	3	Schwarz Sebastian	4	1	7	12	
-	2	Steuerwald Markus	5	1	4	10	
-	7	Westphal Dirk	2	-	1	3	
-	5	Kühner Sebastian	-	-	-	-	
-	8	Böhme Marcus	-	-	-	-	
-	9	Grozer György	-	-	-	-	
-	10	Schöps Jochen	-	-	-	-	
-	11	Kampa Lukas	-	-	-	-	
-	12	Tille Ferdinand	-	-	-	-	
-	15	Broshog Tim	-	-	-	-	
-	16	Günthör Max	-	-	-	-	
Others			-	-	-	-	
Total Team			25	2	23	50	46.00

Match: 67 Date: 10.09.2014 Spectators: 1'000
 City: KATOWICE
 Hall: SPODEK
 Match duration: Start: 20:25 End: 21:52 Total: 1:27

Teams	Sets	1	2	3	4	5	Total
GER	3	25	25	25			75
CHN	0	19	22	17			58
Set duration		0:24	0:26	0:24			1:14




CHN • China



Spike

Succ. %
Limit: 15.00%

Rk	No	Name	Spikes	Faults	Shots	Total Attempts	Note
1	18	Ji Daoshuai	6	4	2	12	50.00
2	7	Zhong Weijun	9	4	10	23	39.13
3	3	Yuan Zhi	7	4	9	20	35.00
-	11	Geng Xin	4	-	6	10	
-	13	Kou Zhichao	2	2	3	7	
-	6	Liang Chunlong	1	1	2	4	
-	9	Jiao Shuai	1	-	1	2	
-	15	Li Runming	-	-	1	1	
-	8	Cui Jianjun	-	-	-	-	
-	12	Kong Fanwei	-	-	-	-	
-	14	Xu Jingtao	-	-	-	-	
-	16	Ren Qi	-	-	-	-	
Others			-	-	-	-	
Total Team			30	15	34	79	37.97




Block

Avg. by set


Rk	No	Name	Kill Blocks	Faults	Rebounds	Total Attempts	Note
1	11	Geng Xin	1	11	7	19	0.33
1	6	Liang Chunlong	1	10	5	16	0.33
1	3	Yuan Zhi	1	5	1	7	0.33
-	8	Cui Jianjun	-	-	-	-	
-	12	Kong Fanwei	-	-	-	-	
-	14	Xu Jingtao	-	-	-	-	
-	16	Ren Qi	-	-	-	-	
-	13	Kou Zhichao	-	1	1	2	
-	7	Zhong Weijun	-	5	-	5	
-	9	Jiao Shuai	-	2	-	2	
-	15	Li Runming	-	1	-	1	
-	18	Ji Daoshuai	-	2	-	2	
Others			-	-	-	-	
Total Team			3	37	14	54	1.00

Match: 67 Date: 10.09.2014 Spectators: 1'000
 City: KATOWICE
 Hall: SPODEK
 Match duration: Start: 20:25 End: 21:52 Total: 1:27

Teams	Sets	1	2	3	4	5	Total
GER	3	25	25	25			75
CHN	0	19	22	17			58
Set duration		0:24	0:26	0:24			1:14



CHN • China




Serve

Avg. by set

Rk	No	Name	Aces	Faults	Serve Hits	Total Attempts	Note
1	7	Zhong Weijun	1	2	9	12	0.33
1	3	Yuan Zhi	1	2	6	9	0.33
-	6	Liang Chunlong	-	-	7	7	
-	8	Cui Jianjun	-	-	-	-	
-	9	Jiao Shuai	-	-	1	1	
-	11	Geng Xin	-	-	7	7	
-	12	Kong Fanwei	-	-	-	-	
-	14	Xu Jingtao	-	-	-	-	
-	16	Ren Qi	-	-	-	-	
-	18	Ji Daoshuai	-	1	7	8	
-	15	Li Runming	-	2	6	8	
-	13	Kou Zhichao	-	2	5	7	
Others			-	-	-	-	
Total Team			2	9	48	59	0.67

Team

Opponent errors & Team faults	23	-	23
-------------------------------	----	---	----




Dig

Avg. by set


Rk	No	Name	Digs	Faults	Receptions	Total Attempts	Note
1	12	Kong Fanwei	11	3	1	15	3.67
2	18	Ji Daoshuai	8	1	1	10	2.67
3	3	Yuan Zhi	6	-	-	6	2.00
4	15	Li Runming	5	-	-	5	1.67
5	11	Geng Xin	4	-	-	4	1.33
5	16	Ren Qi	4	-	1	5	1.33
7	7	Zhong Weijun	3	-	1	4	1.00
8	9	Jiao Shuai	2	-	1	3	0.67
9	6	Liang Chunlong	1	1	-	2	0.33
-	13	Kou Zhichao	-	-	-	-	
-	14	Xu Jingtao	-	-	-	-	
-	8	Cui Jianjun	-	1	-	1	
Others			-	-	-	-	
Total Team			44	6	5	55	14.67

Match: 67 Date: 10.09.2014 Spectators: 1'000
 City: KATOWICE
 Hall: SPODEK
 Match duration: Start: 20:25 End: 21:52 Total: 1:27

Teams	Sets	1	2	3	4	5	Total
GER	3	25	25	25			75
CHN	0	19	22	17			58
Set duration		0:24	0:26	0:24			1:14




CHN • China



Set

Avg. by set

Rk	No	Name	Running Sets	Faults	Still Sets	Total Attempts	Note
1	15	Li Runming	17	-	19	36	5.67
2	9	Jiao Shuai	11	-	13	24	3.67
-	3	Yuan Zhi	-	-	-	-	
-	6	Liang Chunlong	-	-	-	-	
-	7	Zhong Weijun	-	-	-	-	
-	8	Cui Jianjun	-	-	-	-	
-	11	Geng Xin	-	-	-	-	
-	12	Kong Fanwei	-	-	-	-	
-	13	Kou Zhichao	-	-	-	-	
-	14	Xu Jingtao	-	-	-	-	
-	16	Ren Qi	-	-	-	-	
-	18	Ji Daoshuai	-	-	-	-	
Others			-	-	-	-	
Total Team			28	-	32	60	9.33



Reception

Eff. %
Limit: 25.00%

Rk	No	Name	Excellents	Faults	Serve Receptions	Total Attempts	Note
1	7	Zhong Weijun	9	-	7	16	56.25
2	18	Ji Daoshuai	6	5	16	27	3.70
-	12	Kong Fanwei	3	1	7	11	
-	8	Cui Jianjun	1	-	-	1	
-	3	Yuan Zhi	-	-	-	-	
-	6	Liang Chunlong	-	-	-	-	
-	9	Jiao Shuai	-	-	-	-	
-	11	Geng Xin	-	-	-	-	
-	13	Kou Zhichao	-	-	-	-	
-	14	Xu Jingtao	-	-	-	-	
-	15	Li Runming	-	-	-	-	
-	16	Ren Qi	-	2	3	5	
Others			-	-	-	-	
Total Team			19	8	33	60	18.33



FIVBTM

FÉDÉRATION INTERNATIONALE
DE VOLLEYBALL