



Match No.: 53

Start List
출전선수 목록

IND vs THA

P1

First Referee: KIM Jongheun (KOR)

Second Referee: INDO Tomokazu (JPN)

IND - India Uniform colour:

No.	C/L	Name	Shirt Name	Height m / ft in	Weight kg / lbs	Highest Reach		Date of Birth	Tournament Totals				
						Spike cm	Block cm		Spike	Block	Serve	Total	%
1		GOVINDARAJAN RAMAKRISHNAN Vaishnav	vaishu	2.05/6'9"	98/216	353	330	11 FEB 1991	28	8	1	37	11.14
3		MANDEEP Singh	mandeep	2.00/6'7"	91/201	342	328	17 OCT 1989	7	3		10	3.01
4	C	RANJIT Singh	ranjit	1.92/6'4"	90/198	325	316	19 JUL 1993		2	1	3	0.90
6		CHARLES Jerome Vinith	jerome	1.98/6'6"	88/194	345	325	26 JUN 1992	6			6	1.81
10		KHOIWAL Dilip	dilip	1.95/6'5"	78/172	344	321	16 AUG 1991	4			4	1.20
12		NAVJIT Singh	navjit	2.05/6'9"	95/209	340	328	1 JUL 1991	26	6	3	35	10.54
13		PRABAGARAN	Prabha	1.93/6'4"	75/165	348	320	3 NOV 1988	59	8	3	70	21.08
14	L	SIVASUBRAMANIAN Kanagaraj	kanakaraj	1.78/5'10"	75/165	305	285	7 MAY 1991					
16		MOHAN Ukkrapandian	ukkra	1.91/6'3"	82/181	325	315	15 MAY 1989	6	2	2	10	3.01
17		GURINDER Singh	gurinder	1.95/6'5"	92/203	339	323	5 JUN 1989	58	3	1	62	18.67
18		MANIDURAI Naveen Raja Jacob	naveen	1.89/6'2"	87/192	333	318	10 JAN 1989	52	5	3	60	18.07
19		KATARIYA Lavmeet	lavmeet	1.94/6'4"	88/194	351	323	7 SEP 1993	26	7	2	35	10.54
Coach			GARUDAPURAM ESSNIPADI Sridharan (IND)				Assistant Coach			RAMASAMY Kamaraj (IND)			

Results in these
Competition

Phase	Opponent	Sets	Points per Set
Preliminary Round	HKG	3 - 1	23-25, 25-18, 25-16, 25-21
Preliminary Round	MDV	3 - 0	25-10, 25-19, 25-17
Preliminary Round	IRI	0 - 3	22-25, 22-25, 18-25
Play-Off	KOR	0 - 3	22-25, 25-27, 18-25
Play-Off	QAT	0 - 3	20-25, 20-25, 20-25
Quarterfinals	JPN	2 - 3	25-20, 19-25, 25-23, 20-25, 13-15

THA - Thailand Uniform colour:

No.	C/L	Name	Shirt Name	Height m / ft in	Weight kg / lbs	Highest Reach		Date of Birth	Tournament Totals				
						Spike cm	Block cm		Spike	Block	Serve	Total	%
1		RAKSAKAEW Jirayu	R.JIRAYU	1.95/6'5"	90/198	350	320	3 AUG 1987	91	9	4	104	33.55
2		VAENPRADAB Montri	V.MONTRI	1.96/6'5"	80/176	339	309	18 AUG 1987	3	1		4	1.29
3		NANBOON Kon	N. KON	1.88/6'2"	77/170	307	291	8 NOV 1995					
7		SILAPASRON Kanit	S.KANIT	1.95/6'5"	97/214	315	305	12 JUN 1994					
9	C	SRI UTTHAWONG Kittikun	S.KITTIKUN	1.84/6'0"	74/163	316	306	10 JAN 1986	67	7	2	76	24.52
10		NAMKHUNTHOD Kittinon	N.KITTINON	1.90/6'3"	73/161	315	305	16 JUL 1992	19	9	2	30	9.68
12		WATTANA Yossapol	W.YOSSAPOL	1.84/6'0"	77/170	325	320	27 MAY 1995	1			1	0.32
13		SUKSALA Wutthichai	S.WUTTHICHAI	2.20/7'3"	120/265	335	350	21 MAY 1995	2			2	0.65
14		SOMKANE Kitsada	S.KITSADA	1.90/6'3"	77/170	342	312	28 SEP 1990	58	2	5	65	20.97
16		NAKPRASONG Teerasak	N.TEERASAK	1.87/6'2"	73/161	320	305	6 NOV 1985	14	2	5	21	6.77
17		CHAROENSUK Saranchit	C.SARANCHIT	1.81/5'11"	75/165	331	301	20 JUL 1987	6		1	7	2.26
18	L	PHUANGLIB Montri	P.MONTRI	1.71/5'7"	86/190	311	281	24 MAR 1990					
Coach			SUPAJIRAKUL Monchai (THA)				Assistant Coach			MANAPORNCHAI Khjhornsak (THA)			

Results in these
Competition

Phase	Opponent	Sets	Points per Set
Preliminary Round	TKM	3 - 0	25-22, 25-16, 25-17
Preliminary Round	MYA	3 - 0	25-14, 25-17, 25-20
Preliminary Round	CHN	0 - 3	16-25, 19-25, 22-25
Play-Off	JPN	0 - 3	22-25, 22-25, 17-25
Play-Off	KUW	3 - 0	25-15, 25-17, 25-18
Quarterfinals	KOR	1 - 3	21-25, 27-25, 21-25, 19-25

LEGEND

% Percent of total team scoring C Team Captain L Libero Player

Timing and Results provided by Tissot



Match No.: 54

Start List

출전선수 목록

QAT vs KUW

P1

First Referee: FIROUZI Ebrahim (IRI)

Second Referee: PRABAKARAN Vasu (IND)

QAT - Qatar Uniform colour:

No.	C/L	Name	Shirt Name	Height m / ft in	Weight kg / lbs	Highest Reach		Date of Birth	Tournament Totals				
						Spike cm	Block cm		Spike	Block	Serve	Total	%
2		MOHAMED Jumah	JUMAH	1.91/6'3"	93/205	328	318	14 APR 1985	32	5	2	39	12.23
3		STEVANOVIC Milos	MILOS	1.94/6'4"	85/187	323	300	27 SEP 1988	1	6	4	11	3.45
4		RIBERO Renan	RENAN	1.89/6'2"	80/176	330	318	30 DEC 1989	16	5		21	6.58
5	L	SAAD Sulaiman	SULAIMAN	1.75/5'9"	75/165	291	274	3 JUN 1987					
6		CHIGBO John	JOHN	2.01/6'7"	90/198	354	328	4 APR 1989	45	10	3	58	18.18
9	C	BAIRAMI Ali	ALI E.	1.90/6'3"	88/194	342	330	13 FEB 1979	2	1		3	0.94
10		SADIKH Ndir	ABUBACAR	1.96/6'5"	90/198	346	333	2 FEB 1986	53	6	1	60	18.81
11		DIAB Ahmad	AHMAD	2.02/6'8"	82/181	345	328	15 FEB 1990	1			1	0.31
12		HAMMAD Mubarak	MUBARAK	1.97/6'6"	80/176	330	310	1 APR 1991	46	11	5	62	19.44
15		ABUWATFA Mohammed	ABUWATFA	1.96/6'5"	84/185	327	305	22 MAR 1987	2	1	2	5	1.57
16		IBRAHIM Ibrahim	IBRAHIM	2.04/6'8"	83/183	350	339	15 JAN 1985	32	19	5	56	17.55
19		EBRAHIM Mohammed	M. BESHRI	1.98/6'6"	90/198	345	335	1 MAY 1986	3			3	0.94
Coach			CICHELO Juan (ARG)			Assistant Coach			AL-KUWARI Mohammed (QAT)				

Results in these
Competition

Phase	Opponent	Sets	Points per Set
Preliminary Round	TPE	3 - 0	25-21, 25-17, 25-21
Preliminary Round	KAZ	3 - 0	25-23, 25-22, 25-21
Preliminary Round	KOR	0 - 3	22-25, 19-25, 22-25
Play-Off	IRI	0 - 3	19-25, 18-25, 19-25
Play-Off	IND	3 - 0	25-20, 25-20, 25-20
Quarterfinals	CHN	1 - 3	23-25, 25-20, 23-25, 21-25

KUW - Kuwait Uniform colour:

No.	C/L	Name	Shirt Name	Height m / ft in	Weight kg / lbs	Highest Reach		Date of Birth	Tournament Totals				
						Spike cm	Block cm		Spike	Block	Serve	Total	%
1	C	MANSOUR Abdullah	Abdullah	1.92/6'4"	84/185	342	333	18 AUG 1982	63	4	2	69	24.56
2		BAHAROH Mousa	Mousa	1.91/6'3"	90/198	320	316	9 FEB 1982					
4		ALKHAREEF Abdulaziz	Aziz	1.89/6'2"	75/165	326	320	12 JAN 1993	1			1	0.36
5	L	SAYAH Ali	Ali Ramadan	1.77/5'10"	72/159	286	276	11 JAN 1993					
6		ABDULMAJIIID Sultan	Sultan	1.85/6'1"	75/165	330	322	30 SEP 1981	47	6	2	55	19.57
7		ALSALIM Amer	Amer	1.91/6'3"	80/176	354	342	13 JAN 1984	31	16	6	53	18.86
11		ALBANNA Mohammad	Mohammad	1.89/6'2"	80/176	350	338	29 JUL 1987	15	6	5	26	9.25
13		DASHTI Naser	N. Dashti	1.98/6'6"	92/203	340	330	3 JUL 1992					
14		ALI Abdullah	A. Dashti	1.78/5'10"	75/165	305	292	2 JAN 1990					
15		ALKAZIMI Zaid	Zaid	1.76/5'9"	70/154	310	305	8 DEC 1978	2		2	4	1.42
17		ALOTAIBI Abdulrahman	Alotaibi	1.83/6'0"	70/154	338	328	7 NOV 1985	67	3	3	73	25.98
18	L	SALEEM Abdulaziz	Abdulaziz	1.72/5'8"	65/143	288	276	28 NOV 1988					
Coach			MALEVIC Radovan (CRO)			Assistant Coach			MERINGER Davor (CRO)				

Results in these
Competition

Phase	Opponent	Sets	Points per Set
Preliminary Round	PAK	3 - 0	25-22, 25-21, 25-16
Preliminary Round	KSA	3 - 0	27-25, 25-23, 25-20
Preliminary Round	JPN	1 - 3	15-25, 25-22, 15-25, 17-25
Play-Off	CHN	1 - 3	26-24, 20-25, 12-25, 19-25
Play-Off	THA	0 - 3	15-25, 17-25, 18-25
Quarterfinals	IRI	0 - 3	21-25, 18-25, 14-25

LEGEND	%	Percent of total team scoring	C	Team Captain	L	Libero Player
---------------	---	-------------------------------	---	--------------	---	---------------

Timing and Results provided by Tissot



Match No.: 55

Start List
출전선수 목록

CHN vs IRI

P1

First Referee: ALATEEQ Abdullatif Hamoud M (KSA)

Second Referee: OH Sangjun (KOR)

CHN - China Uniform colour:

No.	C/L	Name	Shirt Name	Height m / ft in	Weight kg / lbs	Highest Reach		Date of Birth	Tournament Totals				
						Spike cm	Block cm		Spike	Block	Serve	Total	%
3		YUAN Zhi	YUAN Z.	1.95/6'5"	88/194	348	334	29 SEP 1981	39	1	5	45	13.27
4		ZHANG Chen	zhang c.	2.01/6'7"	70/154	356	340	28 JUN 1985	55	2	5	62	18.29
6		LIANG Chunlong	LIANG C.L.	2.06/6'9"	91/201	351	333	25 MAR 1988	8	6	2	16	4.72
7	C	ZHONG Weijun	ZHONG W.J.	1.99/6'6"	80/176	347	335	20 APR 1989	74	3	3	80	23.60
8		CUI Jianjun	CUI J.J.	1.90/6'3"	89/196	350	335	1 AUG 1985	2		1	3	0.88
11		GENG Xin	GENG X.	2.08/6'10"	80/176	348	338	15 NOV 1989	38	13	2	53	15.63
13		KOU Zhichao	KOU Z.C.	2.02/6'8"	95/209	355	345	26 JUN 1989	24	3	6	33	9.73
14		XU Jingtao	XU J.T.	2.02/6'8"	76/168	356	320	7 JUL 1988	12	9	3	24	7.08
15		LI Runming	LI R.M.	1.98/6'6"	90/198	350	326	1 MAR 1990	1	10	4	15	4.42
16	L	REN Qi	REN Q.	1.74/5'9"	70/154	322	312	24 FEB 1984					
18		Ji Daoshuai	ji d. s.	1.95/6'5"	75/165	355	335	7 FEB 1992	6			6	1.77
22		MAO Tianyi	Mao	2.00/6'7"	84/185	350	333	2 JUN 1993		1	1	2	0.59
Coach			XIE Guochen (CHN)			Assistant Coach			YANG Liqun (CHN)				

Results in these
Competition

Phase	Opponent	Sets	Points per Set
Preliminary Round	MYA	3 - 0	25-11, 25-12, 25-18
Preliminary Round	TKM	3 - 0	25-15, 25-8, 25-10
Preliminary Round	THA	3 - 0	25-16, 25-19, 25-22
Play-Off	KUW	3 - 1	24-26, 25-20, 25-12, 25-19
Play-Off	JPN	0 - 3	18-25, 20-25, 17-25
Quarterfinals	QAT	3 - 1	25-23, 20-25, 25-23, 25-21

IRI - Iran Uniform colour:

No.	C/L	Name	Shirt Name	Height m / ft in	Weight kg / lbs	Highest Reach		Date of Birth	Tournament Totals				
						Spike cm	Block cm		Spike	Block	Serve	Total	%
1		MAHMOUDI KHATOUNABADI Shahram	Sh.Mahmoudi	1.98/6'6"	95/209	347	332	20 JUL 1988	77	5	4	86	24.57
2		EBADIPOUR GHARAHASSANLOU Milad	m.ebadipour	2.02/6'8"	78/172	350	310	17 OCT 1993	37	3	4	44	12.57
4	C	MAROUFLAKRANI Mirsaeid	s.marouf	1.89/6'2"	81/179	331	311	20 OCT 1985	9	1		10	2.86
5		GHAEMI Farhad	f.ghaemi	1.97/6'6"	73/161	355	335	28 AUG 1989	17		10	27	7.71
6		MOUSAVI ERAGHI Seyed Mohammad	Seyed	2.03/6'8"	86/190	362	344	22 AUG 1987	18	7	2	27	7.71
7		FAYAZI DAMNABI Pourya	Fayazi Damnabi	1.94/6'4"	87/192	348	326	12 JAN 1993	28	2	5	35	10.00
8	L	ZARIF AHANGARAN VARZANDEH Farhad	f.zarif	1.65/5'5"	60/132	290	271	3 MAR 1983					
9		GHOLAMI Adel	a.gholami	1.95/6'5"	88/194	341	330	9 FEB 1986	16	6	5	27	7.71
10		GHAFOUR Amir	a.ghafour	2.02/6'8"	90/198	354	334	6 JUN 1991	25	6	5	36	10.29
12		MIRZAJANPOURMOUZIRAJI Mojtaba	m.mirzajanpour	1.95/6'5"	88/194	325	315	7 OCT 1991	24		1	25	7.14
13		MAHDAVI Mehdi	m.mahdavi	1.91/6'3"	96/212	330	310	13 FEB 1984	7	3	2	12	3.43
15		TASHAKORI Armin	A. Tashakori	2.00/6'7"	94/207	355	335	8 DEC 1986	13	4	4	21	6.00
Coach			KOVAC Slobodan (SRB)			Assistant Coach			PRAKLJACIC Slobodan (SRB)				

Results in these
Competition

Phase	Opponent	Sets	Points per Set
Preliminary Round	HKG	3 - 0	25-16, 25-17, 25-12
Preliminary Round	IND	3 - 0	25-22, 25-22, 25-18
Preliminary Round	MDV	3 - 0	25-10, 25-19, 25-21
Play-Off	QAT	3 - 0	25-19, 25-18, 25-19
Play-Off	KOR	3 - 1	25-21, 25-19, 23-25, 25-19
Quarterfinals	KUW	3 - 0	25-21, 25-18, 25-14

LEGEND			
%	Percent of total team scoring	C	Team Captain
L	Libero Player		

Timing and Results provided by Tissot



THU 2 OCT 2014
Start Time: 16:30

Match No.: 56

Start List

출전선수 목록

JPN vs KOR

P1

First Referee: FAHAD MOHAMMED Ismael (QAT)

Second Referee: CHENG Lai Chun (TPE)

JPN - Japan Uniform colour:

No.	C/L	Name	Shirt Name	Height m / ft in	Weight kg / lbs	Highest Reach		Date of Birth	Tournament Totals				
						Spike cm	Block cm		Spike	Block	Serve	Total	%
1		SHIMIZU Kunihiro	shimizu	1.92/6'4"	97/214	345	335	11 AUG 1986	69	4	4	77	21.10
6		UCHIYAMA Shohei	uchiyama	1.85/6'1"	75/165	330	310	1 NOV 1987					
7	C	KOSHIKAWA Yu	koshikawa	1.89/6'2"	87/192	340	320	30 JUN 1984	78	2	18	98	26.85
8		TSUBAKIYAMA Ryosuke	tsubakiyama	1.97/6'6"	103/227	345	330	18 JUL 1988	18	2	1	21	5.75
11		YANAGIDA Masahiro	yanagida	1.86/6'1"	78/172	335	315	6 JUL 1992	4		1	5	1.37
12		YAMAUCHI Akihiro	yamauchi	2.04/6'8"	72/159	348	328	30 NOV 1993	20	16	3	39	10.68
13		FUKATSU Hideomi	fukatsu	1.81/5'11"	71/157	330	305	1 JUN 1990	2	6	2	10	2.74
14		ISHIKAWA Yuki	ishikawa	1.91/6'3"	74/163	345	330	11 DEC 1995	27	2	4	33	9.04
16		DEKITA Takashi	dekita	1.99/6'6"	99/218	350	330	13 AUG 1991	30	10	1	41	11.23
17	L	NAGANO Takeshi	nagano	1.76/5'9"	69/152	315	300	11 JUL 1985					
18		YONEYAMA Yuta	yuta	1.85/6'1"	85/187	340	320	29 AUG 1984	33	2	1	36	9.86
19		FUSHIMI Yamato	fushimi	2.07/6'9"	118/260	340	325	24 DEC 1991	5			5	1.37
Coach			NAMBU Masashi (JPN)			Assistant Coach			SHIMBO Koichiro (JPN)				

Results in these
Competition

Phase	Opponent	Sets	Points per Set
Preliminary Round	KSA	3 - 0	25-15, 25-14, 25-12
Preliminary Round	PAK	3 - 0	25-23, 25-23, 25-23
Preliminary Round	KUW	3 - 1	25-15, 22-25, 25-15, 25-17
Play-Off	THA	3 - 0	25-22, 25-22, 25-17
Play-Off	CHN	3 - 0	25-18, 25-20, 25-17
Quarterfinals	IND	3 - 2	20-25, 25-19, 23-25, 25-20, 15-13

KOR - Republic Of Korea Uniform colour:

No.	C/L	Name	Shirt Name	Height m / ft in	Weight kg / lbs	Highest Reach		Date of Birth	Tournament Totals				
						Spike cm	Block cm		Spike	Block	Serve	Total	%
1		SONG Myunggeun	song myunggeun	1.95/6'5"	85/187	315	305	12 MAR 1993	12	1		13	3.75
2	C	HAN Sunsoo	han sunsoo	1.89/6'2"	80/176	310	297	16 DEC 1985	1	1	3	4	1.15
4		SHIN Yungsuk	shin youngsuk	1.98/6'6"	92/203	335	325	4 OCT 1986	27	4	6	37	10.66
6		LEE Mingyu	lee mingyu	1.94/6'4"	78/172	310	300	3 DEC 1992		2	1	3	0.86
8		PARK Sangha	park sangha	1.97/6'6"	89/196	327	315	4 APR 1986	36	10	2	48	13.83
9		KWAK Seungsuk	kwak seungsuk	1.90/6'3"	80/176	325	320	23 MAR 1988	42	4	3	49	14.12
10	L	BU Yongchan	bu yongchan	1.75/5'9"	70/154	290	284	30 NOV 1989					
11		CHOI Minho	choi minho	1.95/6'5"	85/187	330	315	28 APR 1988	4	4	1	9	2.59
12		JEON Kwangin	jeon kwangin	1.94/6'4"	83/183	310	300	18 SEP 1991	70	6	4	80	23.05
13		PARK Chulwoo	park chulwoo	1.99/6'6"	91/201	332	319	25 JUL 1985	55	6	2	63	18.16
17		SEO Jaeduck	seo jaeduck	1.94/6'4"	95/209	315	305	21 JUL 1989	37	2	2	41	11.82
19	L	JEONG Minsu	jeong minsu	1.78/5'10"	75/165	270	250	5 OCT 1991					
Coach			PARK Kiwon (KOR)			Assistant Coach			IM Dohun (KOR)				

Results in these
Competition

Phase	Opponent	Sets	Points per Set
Preliminary Round	KAZ	3 - 0	25-16, 25-21, 25-23
Preliminary Round	TPE	3 - 0	25-22, 25-18, 25-20
Preliminary Round	QAT	3 - 0	25-22, 25-19, 25-22
Play-Off	IND	3 - 0	25-22, 27-25, 25-18
Play-Off	IRI	1 - 3	21-25, 19-25, 25-23, 19-25
Quarterfinals	THA	3 - 1	25-21, 25-27, 25-21, 25-19

LEGEND			
%	Percent of total team scoring	C	Team Captain
L	Libero Player		

Timing and Results provided by Tissot



THU 2 OCT 2014
Start Time: 11:30 / End Time: 13:06

Match No.: 53

Match Results

경기 결과

Match Duration: 1h 36m
Spectators: 500

P2

IND vs THA
3 1

Teams	Sets	1	2	3	4	Total
IND	3	22	25	25	25	97
THA	1	25	18	23	20	86
Playing Time		21m	19m	25m	23m	1h 28m

First Referee: KIM Jongheun (KOR)

Second Referee: INDO Tomokazu (JPN)

IND - India

No	C/L	Name	1	2	3	4	5	Pts
1		GOVINDARAJAN RAMAKRISHNAN Vaishnav	4	3	4	3		17
3		MANDEEP Singh				18		
4	C	RANJIT Singh	16	1	2	1		
6		CHARLES Jerome Vinith			4			
10		KHOIWAL Dilip						
12		NAVJIT Singh	1	6	1	6		12
13		PRABAGARAN	3	2	3	2		17
14	L	SIVASUBRAMANIAN Kanagaraj	L	L	L	L		
16		MOHAN Ukkrapandian	2		17	4		2
17		GURINDER Singh	5	4	5	4		12
18		MANIDURAI Naveen Raja Jacob	6	5	6	5		7
19		KATARIYA Lavmeet						

THA - Thailand

No	C/L	Name	1	2	3	4	5	Pts
1		RAKSAKAEW Jirayu	3	3	5	12		8
2		VAENPRADAB Montri	2	2	1			3
3		NANBOON Kon				9		
7		SILAPASRON Kanit			1	5		5
9	C	SRI UTTHAWONG Kittikun	1	1	3	3		13
10		NAMKHUNTHOD Kittinon	5	5	4	1		16
12		WATTANA Yossapol			17	2		2
13		SUKSALA Wutthichai			2	4		6
14		SOMKANE Kitsada	4	4	6	6		17
16		NAKPRASONG Teerasak						
17		CHAROENSUK Saranchit	6	6	2	7		2
18	L	PHUANGLIB Montri	L	L	L	L		

TEAM AND PLAYER PERFORMANCES

Won	Total Atts	No	Name
49	99	Total Team	
14	29	13	PRABAGARAN
11	14	1	GOVINDARAJAN RAMAKRISHNAN Vaishnav
10	24	17	GURINDER Singh
15	58	Total Team	
6	15	1	GOVINDARAJAN RAMAKRISHNAN Vaishnav
6	13	12	NAVJIT Singh
2	10	13	PRABAGARAN
3	96	Total Team	
2	11	17	GURINDER Singh
1	23	13	PRABAGARAN
30		Total Team	
97	253	Total Team	
17	42	1	GOVINDARAJAN RAMAKRISHNAN Vaishnav
108 km/h		1	GOVINDARAJAN RAMAKRISHNAN Vaishnav

Scoring Skills
Spike
Block
Serve
Opp Error
Total

Won	Total Atts	No	Name
56	120	Total Team	
14	22	14	SOMKANE Kitsada
11	16	10	NAMKHUNTHOD Kittinon
11	36	9	SRI UTTHAWONG Kittikun
10	42	Total Team	
3	13	10	NAMKHUNTHOD Kittinon
2	8	9	SRI UTTHAWONG Kittikun
2	5	13	SUKSALA Wutthichai
6	87	Total Team	
3	15	14	SOMKANE Kitsada
2	12	10	NAMKHUNTHOD Kittinon
1	4	13	SUKSALA Wutthichai
14		Total Team	
86	249	Total Team	
17	42	14	SOMKANE Kitsada
113 km/h		1	RAKSAKAEW Jirayu

Best Scorer	Fastest Serve
17	113 km/h
42	1
14	RAKSAKAEW Jirayu

LEGEND

Atts Attempts
L Libero player
n Starting line-up where n = starting position on court (i.e. positions 1 to 6)
Opp Opponent

C Team Captain
L Substitute libero
nn Substitute where nn = jersey number of out going player
Pts Points scored

Timing and Results provided by Tissot



THU 2 OCT 2014
Start Time: 14:00 / End Time: 15:21

Match No.: 54

Match Results

경기 결과

Match Duration: 1h 21m
Spectators: 200

P2

QAT vs KUW
3 0

Teams	Sets	1	2	3	Total
QAT	3	25	25	25	75
KUW	0	23	15	22	60
	Playing Time	26m	21m	28m	1h 15m

First Referee: FIROUZI Ebrahim (IRI)

Second Referee: PRABAKARAN Vasu (IND)

QAT - Qatar

No	C/L	Name	1	2	3	4	5	Pts
2		MOHAMED Jumah	3	15	15			6
3		STEVANOVIC Milos	2	12	12			3
4		RIBERO Renan	10	5	6			8
5	L	SAAD Sulaiman		L	L			
6		CHIGBO John	4	3	1			9
9	C	BAIRAMI Ali	2	2	3			8
10		SADIKH Ndir	6					
11		DIAB Ahmad			4			6
12		HAMMAD Mubarak	5	4	5			14
15		ABUWATFA Mohammed	3	1	2			1
16		IBRAHIM Ibrahim	1	6				3
19		EBRAHIM Mohammed		16				

KUW - Kuwait

No	C/L	Name	1	2	3	4	5	Pts
1	C	MANSOUR Abdullah	2	3	2			10
2		BAHAROH Mousa						
4		ALKHAREEF Abdulaziz			17			
5	L	SAYAH Ali						
6		ABDULMAJIEID Sultan	4	5	4			10
7		ALSALIM Amer	3	4	3			9
11		ALBANNA Mohammad	6	1	6			3
13		DASHTI Naser			15			
14		ALI Abdullah				1		
15		ALKAZIMI Zaid	1	2	1			1
17		ALOTAIBI Abdulrahman	5	6	5			12
18	L	SALEEM Abdulaziz		L	L			

TEAM AND PLAYER PERFORMANCES

Won	Total Atts	No Name	Scoring Skills	Won	Total Atts	No Name
40	88	Total Team		37	96	Total Team
11	22	12 HAMMAD Mubarak	Spike	12	29	17 ALOTAIBI Abdulrahman
8	15	6 CHIGBO John		9	23	1 MANSOUR Abdullah
7	13	9 BAIRAMI Ali		9	25	6 ABDULMAJIEID Sultan
14	48	Total Team	Block	5	40	Total Team
3	6	2 MOHAMED Jumah		4	18	7 ALSALIM Amer
3	6	12 HAMMAD Mubarak		1	6	6 ABDULMAJIEID Sultan
3	5	16 IBRAHIM Ibrahim	Serve	3	62	Total Team
3	11	3 STEVANOVIC Milos		2	13	7 ALSALIM Amer
1	16	9 BAIRAMI Ali		1	16	1 MANSOUR Abdullah
17		Total Team	Opp Error	15		Total Team
75	209	Total Team		60	198	Total Team
14	33	12 HAMMAD Mubarak	Best Scorer	12	38	17 ALOTAIBI Abdulrahman
96 km/h		3 STEVANOVIC Milos	Fastest Serve	100 km/h		11 ALBANNA Mohammad

LEGEND

Atts Attempts
L Libero player
[n] Starting line-up where n = starting position on court (i.e. positions 1 to 6)
Opp Opponent

C Team Captain
[L] Substitute libero
[nn] Substitute where nn = jersey number of out going player
Pts Points scored

Timing and Results provided by Tissot



THU 2 OCT 2014
Start Time: 16:30 / End Time: 17:38

Match No.: 55

Match Results

경기 결과

Match Duration: 1h 08m
Spectators: 1200

P2

CHN vs IRI

0 3

Teams	Sets	1	2	3	Total
CHN	0	15	15	19	49
IRI	3	25	25	25	75
	Playing Time	19m	22m	21m	1h 02m

First Referee: ALATEEQ Abdullatif Hamoud M (KSA)

Second Referee: OH Sangjun (KOR)

CHN - China								
No	C/L	Name	1	2	3	4	5	Pts
3		YUAN Zhi	3					4
4		ZHANG Chen	1	1				5
6		LIANG Chunlong	1	2	2			6
7	C	ZHONG Weijun	4	4	4			7
8		CUI Jianjun						
11		GENG Xin	5	5	5			3
13		KOU Zhichao	6	3	3			6
14		XU Jingtao						
15		LI Runming	6	6				2
16	L	REN Qi	L	L	L			
18		JI Daoshuai		4	1			4
22		MAO Tianyi			6			1

IRI - Iran								
No	C/L	Name	1	2	3	4	5	Pts
1		MAHMOUDI KHATOUNABADI Shahram	4	3	3			15
2		EBADIPOUR GHARAHASSANLOU Milad	5	4	4			10
4	C	MAROUFLAKRANI Mirsaeid	1	6	6			5
5		GHAEMI Farhad	2	1	1			13
6		MOUSAVI ERAGHI Seyed Mohammad	6	5	5			8
7		FAYAZI DAMNABI Pourya						
8	L	ZARIF AHANGARAN VARZANDEH Farhad	L	L	L			
9		GHOLAMI Adel	3	2	2			6
10		GHAFOUR Amir						
12		MIRZAJANPOURMOUZIRAJI Mojtaba						
13		MAHDAVI Mehdi		4	4			
15		TASHAKORI Armin						

TEAM AND PLAYER PERFORMANCES

Won	Total Atts	No Name
31	73	Total Team
6	15	7 ZHONG Weijun
6	12	13 KOU Zhichao
5	10	6 LIANG Chunlong
5	31	Total Team
2	4	15 LI Runming
1	3	18 JI Daoshuai
1	10	6 LIANG Chunlong
2	51	Total Team
1	7	4 ZHANG Chen
1	5	18 JI Daoshuai
11		Total Team
49	155	Total Team
7	26	7 ZHONG Weijun
110 km/h		3 YUAN Zhi

Scoring Skills
Spike
Block
Serve
Opp Error
Total
Best Scorer
Fastest Serve

Won	Total Atts	No Name
44	67	Total Team
13	25	1 MAHMOUDI KHATOUNABADI Shahram
11	12	5 GHAEMI Farhad
9	15	2 EBADIPOUR GHARAHASSANLOU Milad
8	35	Total Team
2	8	1 MAHMOUDI KHATOUNABADI Shahram
2	7	5 GHAEMI Farhad
2	9	9 GHOLAMI Adel
5	73	Total Team
2	13	6 MOUSAVI ERAGHI Seyed Mohammad
1	16	4 MAROUFLAKRANI Mirsaeid
1	14	9 GHOLAMI Adel
18		Total Team
75	175	Total Team
15	41	1 MAHMOUDI KHATOUNABADI Shahram
115 km/h		2 EBADIPOUR GHARAHASSANLOU Milad

LEGEND

Atts Attempts
L Libero player
n Starting line-up where n = starting position on court (i.e. positions 1 to 6)
Opp Opponent

C Team Captain
L Substitute libero
nn Substitute where nn = jersey number of out going player
Pts Points scored

Timing and Results provided by Tissot



THU 2 OCT 2014
Start Time: 16:30 / End Time: 18:16

Match No.: 56

Match Results

경기 결과

Match Duration: 1h 46m
Spectators: 1000

P2

JPN vs KOR

3 1

Teams	Sets	1	2	3	4	Total
JPN	3	25	18	25	25	93
KOR	1	19	25	18	23	85
	Playing Time	22m	23m	24m	28m	1h 37m

First Referee: FAHAD MOHAMMED Ismael (QAT)

Second Referee: CHENG Lai Chun (TPE)

JPN - Japan

No	C/L	Name	1	2	3	4	5	Pts
1		SHIMIZU Kunihiro	4	3	5	3		12
6		UCHIYAMA Shohei		1				
7	C	KOSHIKAWA Yu	5	4	6	4		22
8		TSUBAKIYAMA Ryosuke		13		13		
11		YANAGIDA Masahiro	12		12	12		
12		YAMAUCHI Akihiro	6	5	1	5		6
13		FUKATSU Hideomi	1	6	2	6		
14		ISHIKAWA Yuki	2	1	3	1		14
16		DEKITA Takashi	3	2	4	2		8
17	L	NAGANO Takeshi	L	L	L	L		
18		YONEYAMA Yuta	14	14				
19		FUSHIMI Yamato						

KOR - Republic of Korea

No	C/L	Name	1	2	3	4	5	Pts
1		SONG Myunggeun	12		12			5
2	C	HAN Sunsoo	5	6	6	5		2
4		SHIN Yungsuk	3			9		3
6		LEE Mingyu		13		17		
8		PARK Sangha	6	1	1	6		6
9		KWAK Seungsuk	1	2	2	1		8
10	L	BU Yongchan	L	L	L	L		
11		CHOI Minho	9	4	4	3		9
12		JEON Kwangin	4	5	5	4		10
13		PARK Chulwoo	2	3	3	2		10
17		SEO Jaeduck	13	2	13	2		5
19	L	JEONG Minsu	L	L	L	L		

TEAM AND PLAYER PERFORMANCES

Won	Total Atts	No Name	Scoring Skills	Won	Total Atts	No Name
43	76	Total Team		47	88	Total Team
15	27	7 KOSHIKAWA Yu	Spike	10	19	13 PARK Chulwoo
10	19	1 SHIMIZU Kunihiro		8	16	12 JEON Kwangin
10	15	14 ISHIKAWA Yuki		7	12	9 KWAK Seungsuk
12	45	Total Team		10	40	Total Team
4	10	12 YAMAUCHI Akihiro	Block	2	7	8 PARK Sangha
4	13	7 KOSHIKAWA Yu		2	3	4 SHIN Yungsuk
2	6	1 SHIMIZU Kunihiro		2	8	11 CHOI Minho
7	92	Total Team	Serve	1	86	Total Team
3	13	7 KOSHIKAWA Yu		1	7	12 JEON Kwangin
3	22	14 ISHIKAWA Yuki				
1	20	16 DEKITA Takashi				
31		Total Team	Opp Error	27		Total Team
93	213	Total Team	Total	85	214	Total Team
22	53	7 KOSHIKAWA Yu	Best Scorer	10	29	12 JEON Kwangin
114 km/h		14 ISHIKAWA Yuki	Fastest Serve	111 km/h		9 KWAK Seungsuk

LEGEND

Atts Attempts
L Libero player
n Starting line-up where n = starting position on court (i.e. positions 1 to 6)
Opp Opponent

C Team Captain
L Substitute libero
nn Substitute where nn = jersey number of out going player
Pts Points scored

Timing and Results provided by Tissot



Match No.: 53

Match Statistics

경기 통계

Match Duration: 1h 36m
Spectators: 500

P3

IND vs THA

3 1

Teams	Sets	1	2	3	4	Total
IND	3	22	25	25	25	97
THA	1	25	18	23	20	86
Playing Time		21m	19m	25m	23m	1h 28m

First Referee: KIM Jongheun (KOR)


Second Referee: INDO Tomokazu (JPN)

IND - India


Scoring Spike

Limit
15.00%

Rk	No	Name	Spikes	Faults	Shots	Total Attempts	Eff %
1	17	GURINDER Singh	10	1	13	24	37.50
2	13	PRABAGARAN	14	8	7	29	20.69
3	18	MANIDURAI Naveen Raja Jacob	6	5	4	15	6.67
	1	GOVINDARAJAN RAMAKRISHNAN Vaishnav	11	-	3	14	
	12	NAVJIT Singh	6	2	3	11	
	16	MOHAN Ukkrapandian	2	-	1	3	
	6	CHARLES Jerome Vinith	-	1	1	2	
	4	RANJIT Singh	-	-	1	1	
	3	MANDEEP Singh	-	-	-	-	
	10	KHOIWAL Diip	-	-	-	-	
	14	SIVASUBRAMANIAN Kanagaraj	-	-	-	-	
	19	KATARIYA Lavmeet	-	-	-	-	
Team Totals			49	17	33	99	32.32

Scoring Block


Rk	No	Name	Kill Blocks	Faults	Rebounds	Total Attempts	Avg by Set
1	1	GOVINDARAJAN RAMAKRISHNAN Vaishnav	6	4	5	15	1.50
1	12	NAVJIT Singh	6	5	2	13	1.50
3	13	PRABAGARAN	2	3	5	10	0.50
4	18	MANIDURAI Naveen Raja Jacob	1	1	2	4	0.25
5	17	GURINDER Singh	-	6	3	9	0.00
5	16	MOHAN Ukkrapandian	-	3	1	4	0.00
5	4	RANJIT Singh	-	3	-	3	0.00
	3	MANDEEP Singh	-	-	-	-	
	6	CHARLES Jerome Vinith	-	-	-	-	
	10	KHOIWAL Diip	-	-	-	-	
	14	SIVASUBRAMANIAN Kanagaraj	-	-	-	-	
	19	KATARIYA Lavmeet	-	-	-	-	
Team Totals			15	25	18	58	3.75

Scoring Service


Rk	No	Name	Aces	Faults	Serve Hits	Total Attempts	Avg by Set
1	17	GURINDER Singh	2	1	8	11	0.50
2	13	PRABAGARAN	1	2	20	23	0.25
3	12	NAVJIT Singh	-	1	13	14	0.00
3	1	GOVINDARAJAN RAMAKRISHNAN Vaishnav	-	-	13	13	0.00
3	4	RANJIT Singh	-	1	12	13	0.00
3	18	MANIDURAI Naveen Raja Jacob	-	1	9	10	0.00
3	16	MOHAN Ukkrapandian	-	-	8	8	0.00
3	3	MANDEEP Singh	-	-	4	4	0.00
	6	CHARLES Jerome Vinith	-	-	-	-	
	10	KHOIWAL Diip	-	-	-	-	
	14	SIVASUBRAMANIAN Kanagaraj	-	-	-	-	
	19	KATARIYA Lavmeet	-	-	-	-	
Team Totals			3	6	87	96	0.75

Team
Opponent Errors & Team Faults

30

Timing and Results provided by Tissot



Match No.: 53

Match Statistics

경기 통계

Match Duration: 1h 36m
Spectators: 500

P3


IND vs THA
3 1

Teams	Sets	1	2	3	4	Total
IND	3	22	25	25	25	97
THA	1	25	18	23	20	86
Playing Time		21m	19m	25m	23m	1h 28m


First Referee: KIM Jongheun (KOR)

Second Referee: INDO Tomokazu (JPN)


IND - India

Non-Scoring Dig


Rk	No	Name	Digs	Faults	Receptions	Total Attempts	Avg by Set
1	14	SIVASUBRAMANIAN Kanagaraj	1	3	13	17	0.25
2	13	PRABAGARAN	-	3	8	11	0.00
2	18	MANIDURAI Naveen Raja Jacob	-	3	8	11	0.00
2	17	GURINDER Singh	-	-	4	4	0.00
2	1	GOVINDARAJAN RAMAKRISHNAN Vaishnav	-	-	3	3	0.00
2	16	MOHAN Ukkrapandian	-	2	1	3	0.00
2	12	NAVJIT Singh	-	-	2	2	0.00
2	4	RANJIT Singh	-	2	-	2	0.00
2	3	MANDEEP Singh	-	-	1	1	0.00
	6	CHARLES Jerome Vinith	-	-	-	-	-
	10	KHOIWAL Dilip	-	-	-	-	-
	19	KATARIYA Lavmeet	-	-	-	-	-
Team Totals			1	13	40	54	0.25

Non-Scoring Set


Rk	No	Name	Running Sets	Faults	Still Sets	Total Attempts	Avg by Set
1	4	RANJIT Singh	24	-	30	54	6.00
2	16	MOHAN Ukkrapandian	17	-	15	32	4.25
3	1	GOVINDARAJAN RAMAKRISHNAN Vaishnav	1	-	-	1	0.25
3	12	NAVJIT Singh	1	-	-	1	0.25
3	13	PRABAGARAN	1	-	-	1	0.25
6	14	SIVASUBRAMANIAN Kanagaraj	-	-	1	1	0.00
6	17	GURINDER Singh	-	-	1	1	0.00
	3	MANDEEP Singh	-	-	-	-	-
	6	CHARLES Jerome Vinith	-	-	-	-	-
	10	KHOIWAL Dilip	-	-	-	-	-
	18	MANIDURAI Naveen Raja Jacob	-	-	-	-	-
	19	KATARIYA Lavmeet	-	-	-	-	-
Team Totals			44		47	91	11.00

Non-Scoring Reception

Limit
25.00%

Rk	No	Name	Excellents	Faults	Serve Receptions	Total Attempts	Succ %
1	13	PRABAGARAN	11	1	12	24	45.83
2	14	SIVASUBRAMANIAN Kanagaraj	4	1	13	18	22.22
3	18	MANIDURAI Naveen Raja Jacob	4	3	13	20	20.00
	3	MANDEEP Singh	1	-	2	3	
	1	GOVINDARAJAN RAMAKRISHNAN Vaishnav	-	-	1	1	
	12	NAVJIT Singh	1	-	-	1	
	4	RANJIT Singh	-	-	-	-	
	6	CHARLES Jerome Vinith	-	-	-	-	
	10	KHOIWAL Dilip	-	-	-	-	
	16	MOHAN Ukkrapandian	-	-	-	-	
	17	GURINDER Singh	-	-	-	-	
	19	KATARIYA Lavmeet	-	-	-	-	
Team Totals			21	5	41	67	31.34



Match No.: 53

Match Statistics

경기 통계

Match Duration: 1h 36m
Spectators: 500

P3


IND vs THA
3 1

Teams	Sets	1	2	3	4	Total
IND	3	22	25	25	25	97
THA	1	25	18	23	20	86
	Playing Time	21m	19m	25m	23m	1h 28m


First Referee: KIM Jongheun (KOR)

Second Referee: INDO Tomokazu (JPN)


THA - Thailand

Scoring Spike

Limit
15.00%

Rk	No	Name	Spikes	Faults	Shots	Total Attempts	Eff %
1	10	NAMKHUNTHOD Kittinon	11	2	3	16	56.25
2	14	SOMKANE Kitsada	14	3	5	22	50.00
3	9	SRI UTTHAWONG Kittikun	11	10	15	36	2.78
	1	RAKSAKAEW Jirayu	7	9	7	23	
	2	VAENPRADAB Montri	3	-	3	6	
	7	SILAPASRON Kanit	4	2	-	6	
	13	SUKSALA Wutthichai	3	2	1	6	
	12	WATTANA Yossapol	2	-	-	2	
	17	CHAROENSUK Saranchit	1	-	1	2	
	3	NANBOON Kon	-	1	-	1	
	16	NAKPRASONG Teerasak	-	-	-	-	
	18	PHUANGLIB Montri	-	-	-	-	
Team Totals			56	29	35	120	22.50

Scoring Block


Rk	No	Name	Kill Blocks	Faults	Rebounds	Total Attempts	Avg by Set
1	10	NAMKHUNTHOD Kittinon	3	8	2	13	0.75
2	9	SRI UTTHAWONG Kittikun	2	2	4	8	0.50
2	13	SUKSALA Wutthichai	2	2	1	5	0.50
4	17	CHAROENSUK Saranchit	1	3	1	5	0.25
4	1	RAKSAKAEW Jirayu	1	-	1	2	0.25
4	7	SILAPASRON Kanit	1	-	-	1	0.25
7	14	SOMKANE Kitsada	-	3	2	5	0.00
7	2	VAENPRADAB Montri	-	-	3	3	0.00
	3	NANBOON Kon	-	-	-	-	
	12	WATTANA Yossapol	-	-	-	-	
	16	NAKPRASONG Teerasak	-	-	-	-	
	18	PHUANGLIB Montri	-	-	-	-	
Team Totals			10	18	14	42	2.50

Scoring Service


Rk	No	Name	Aces	Faults	Serve Hits	Total Attempts	Avg by Set
1	14	SOMKANE Kitsada	3	4	8	15	0.75
2	10	NAMKHUNTHOD Kittinon	2	1	9	12	0.50
3	13	SUKSALA Wutthichai	1	2	1	4	0.25
4	9	SRI UTTHAWONG Kittikun	-	1	14	15	0.00
4	2	VAENPRADAB Montri	-	1	9	10	0.00
4	17	CHAROENSUK Saranchit	-	-	9	9	0.00
4	1	RAKSAKAEW Jirayu	-	2	6	8	0.00
4	12	WATTANA Yossapol	-	1	6	7	0.00
4	7	SILAPASRON Kanit	-	2	4	6	0.00
4	3	NANBOON Kon	-	1	-	1	0.00
	16	NAKPRASONG Teerasak	-	-	-	-	
	18	PHUANGLIB Montri	-	-	-	-	
Team Totals			6	15	66	87	1.50

Team
Opponent Errors & Team Faults

14

Timing and Results provided by Tissot



Match No.: 53

Match Statistics

경기 통계

Match Duration: 1h 36m
Spectators: 500

P3


IND vs THA
3 1

Teams	Sets	1	2	3	4	Total
IND	3	22	25	25	25	97
THA	1	25	18	23	20	86
Playing Time		21m	19m	25m	23m	1h 28m


First Referee: KIM Jongheun (KOR)

Second Referee: INDO Tomokazu (JPN)

THA - Thailand

Non-Scoring Dig


Rk	No	Name	Digs	Faults	Receptions	Total Attempts	Avg by Set
1	18	PHUANGLIB Montri	3	3	10	16	0.75
2	14	SOMKANE Kitsada	1	1	9	11	0.25
3	1	RAKSAKAEW Jirayu	-	-	7	7	0.00
3	9	SRI UTTHAWONG Kittikun	-	-	4	4	0.00
3	17	CHAROENSUK Saranchit	-	1	2	3	0.00
3	10	NAMKHUNTHOD Kittinon	-	-	2	2	0.00
3	12	WATTANA Yossapol	-	-	2	2	0.00
3	7	SILAPASRON Kanit	-	2	-	2	0.00
3	2	VAENPRADAB Montri	-	-	1	1	0.00
3	13	SUKSALA Wutthichai	-	-	1	1	0.00
3	3	NANBOON Kon	-	-	-	-	-
3	16	NAKPRASONG Teerasak	-	-	-	-	-
Team Totals			4	7	38	49	1.00

Non-Scoring Set


Rk	No	Name	Running Sets	Faults	Still Sets	Total Attempts	Avg by Set
1	17	CHAROENSUK Saranchit	29	1	44	74	7.25
2	12	WATTANA Yossapol	18	-	13	31	4.50
3	2	VAENPRADAB Montri	2	-	1	3	0.50
4	10	NAMKHUNTHOD Kittinon	1	-	1	2	0.25
5	18	PHUANGLIB Montri	-	-	3	3	0.00
5	9	SRI UTTHAWONG Kittikun	-	-	1	1	0.00
5	13	SUKSALA Wutthichai	-	-	1	1	0.00
	1	RAKSAKAEW Jirayu	-	-	-	-	-
	3	NANBOON Kon	-	-	-	-	-
	7	SILAPASRON Kanit	-	-	-	-	-
	14	SOMKANE Kitsada	-	-	-	-	-
	16	NAKPRASONG Teerasak	-	-	-	-	-
Team Totals			50	1	64	115	12.50

Non-Scoring Reception

Limit
25.00%

Rk	No	Name	Excellents	Faults	Serve Receptions	Total Attempts	Succ %
1	14	SOMKANE Kitsada	14	-	26	40	35.00
2	18	PHUANGLIB Montri	8	1	15	24	33.33
3	9	SRI UTTHAWONG Kittikun	2	1	17	20	10.00
	1	RAKSAKAEW Jirayu	1	-	1	2	-
	3	NANBOON Kon	-	-	2	2	-
	2	VAENPRADAB Montri	-	-	-	-	-
	7	SILAPASRON Kanit	-	-	-	-	-
	10	NAMKHUNTHOD Kittinon	-	-	-	-	-
	12	WATTANA Yossapol	-	-	-	-	-
	13	SUKSALA Wutthichai	-	-	-	-	-
	16	NAKPRASONG Teerasak	-	-	-	-	-
	17	CHAROENSUK Saranchit	-	-	-	-	-
Team Totals			25	2	61	88	28.41

Avg	Eff%	Rk	Succ%
Average	Efficiency	Rank	Success %

Timing and Results provided by Tissot



Match No.: 54

Match Statistics

경기 통계

Match Duration: 1h 21m
Spectators: 200

P3


QAT vs KUW
3 0


Teams	Sets	1	2	3	Total
QAT	3	25	25	25	75
KUW	0	23	15	22	60
	Playing Time	26m	21m	28m	1h 15m


First Referee: FIROUZI Ebrahim (IRI)

Second Referee: PRABAKARAN Vasu (IND)

QAT - Qatar

Scoring Spike	Rk	No	Name	Spikes	Faults	Shots	Total Attempts	Eff %	
	1	12	HAMMAD Mubarak	11	3	8	22	36.36	
	1	4	RIBERO Renan	6	1	7	14	35.71	
	3	6	CHIGBO John	8	3	4	15	33.33	
		9	BAIRAMI Ali	7	2	4	13		
		2	MOHAMED Jumah	3	1	4	8		
		11	DIAB Ahmad	4	-	3	7		
		16	IBRAHIM Ibrahim	-	-	4	4		
		15	ABUWATFA Mohammed	1	-	1	2		
		19	EBRAHIM Mohammed	-	-	2	2		
		10	SADIKH Ndir	-	-	1	1		
		3	STEVANOVIC Milos	-	-	-	-		
		5	SAAD Sulaiman	-	-	-	-		
	Limit								
	15.00%								
	Team Totals				40	10	38	88	34.09

Scoring Block	Rk	No	Name	Kill Blocks	Faults	Rebounds	Total Attempts	Avg by Set
	1	2	MOHAMED Jumah	3	1	2	6	1.00
	1	12	HAMMAD Mubarak	3	2	1	6	1.00
	1	16	IBRAHIM Ibrahim	3	2	-	5	1.00
	4	4	RIBERO Renan	2	-	4	6	0.67
	4	11	DIAB Ahmad	2	3	1	6	0.67
	6	6	CHIGBO John	1	5	4	10	0.33
	7	15	ABUWATFA Mohammed	-	4	1	5	0.00
	7	9	BAIRAMI Ali	-	2	1	3	0.00
	7	10	SADIKH Ndir	-	1	-	1	0.00
		3	STEVANOVIC Milos	-	-	-	-	
		5	SAAD Sulaiman	-	-	-	-	
		19	EBRAHIM Mohammed	-	-	-	-	
	Team Totals				14	20	14	48

Scoring Service	Rk	No	Name	Aces	Faults	Serve Hits	Total Attempts	Avg by Set
	1	3	STEVANOVIC Milos	3	1	7	11	1.00
	2	9	BAIRAMI Ali	1	2	13	16	0.33
	3	6	CHIGBO John	-	-	15	15	0.00
	3	4	RIBERO Renan	-	-	8	8	0.00
	3	15	ABUWATFA Mohammed	-	1	7	8	0.00
	3	12	HAMMAD Mubarak	-	1	4	5	0.00
	3	11	DIAB Ahmad	-	-	4	4	0.00
	3	16	IBRAHIM Ibrahim	-	-	3	3	0.00
	3	10	SADIKH Ndir	-	-	1	1	0.00
	3	2	MOHAMED Jumah	-	1	-	1	0.00
	3	19	EBRAHIM Mohammed	-	1	-	1	0.00
		5	SAAD Sulaiman	-	-	-	-	
	Team Totals				4	7	62	73

Team	Opponent Errors & Team Faults	17
-------------	--	----

Timing and Results provided by Tissot



Match No.: 54

Match Statistics

경기 통계

Match Duration: 1h 21m
Spectators: 200

P3


QAT vs KUW
3 0

Teams	Sets	1	2	3	Total
QAT	3	25	25	25	75
KUW	0	23	15	22	60
	Playing Time	26m	21m	28m	1h 15m


First Referee: FIROUZI Ebrahim (IRI)

Second Referee: PRABAKARAN Vasu (IND)


QAT - Qatar

Non-Scoring Dig


Rk	No	Name	Digs	Faults	Receptions	Total Attempts	Avg by Set
1	5	SAAD Sulaiman	4	3	5	12	1.33
2	6	CHIGBO John	2	-	1	3	0.67
3	4	RIBERO Renan	1	-	9	10	0.33
3	15	ABUWATFA Mohammed	1	-	4	5	0.33
3	3	STEVANOVIC Milos	1	-	2	3	0.33
6	9	BAIRAMI Ali	-	3	4	7	0.00
6	10	SADIKH Ndir	-	1	3	4	0.00
6	2	MOHAMED Jumah	-	1	2	3	0.00
6	12	HAMMAD Mubarak	-	1	2	3	0.00
6	11	DIAB Ahmad	-	-	1	1	0.00
	16	IBRAHIM Ibrahim	-	-	-	-	-
	19	EBRAHIM Mohammed	-	-	-	-	-
Team Totals			9	9	33	51	3.00

Non-Scoring Set


Rk	No	Name	Running Sets	Faults	Still Sets	Total Attempts	Avg by Set
1	15	ABUWATFA Mohammed	26	1	20	47	8.67
2	3	STEVANOVIC Milos	6	2	14	22	2.00
3	5	SAAD Sulaiman	4	-	7	11	1.33
4	6	CHIGBO John	1	-	1	2	0.33
4	10	SADIKH Ndir	1	-	-	1	0.33
6	2	MOHAMED Jumah	-	-	1	1	0.00
6	4	RIBERO Renan	-	-	1	1	0.00
6	11	DIAB Ahmad	-	-	1	1	0.00
	9	BAIRAMI Ali	-	-	-	-	-
	12	HAMMAD Mubarak	-	-	-	-	-
	16	IBRAHIM Ibrahim	-	-	-	-	-
	19	EBRAHIM Mohammed	-	-	-	-	-
Team Totals			38	3	45	86	12.67

Non-Scoring Reception

Limit
25.00%

Rk	No	Name	Excellents	Faults	Serve Receptions	Total Attempts	Succ %
1	5	SAAD Sulaiman	17	1	10	28	60.71
	4	RIBERO Renan	6	-	4	10	
	9	BAIRAMI Ali	3	1	6	10	
	10	SADIKH Ndir	2	1	1	4	
	2	MOHAMED Jumah	1	-	-	1	
	6	CHIGBO John	-	-	1	1	
	3	STEVANOVIC Milos	-	-	-	-	
	11	DIAB Ahmad	-	-	-	-	
	12	HAMMAD Mubarak	-	-	-	-	
	15	ABUWATFA Mohammed	-	-	-	-	
	16	IBRAHIM Ibrahim	-	-	-	-	
	19	EBRAHIM Mohammed	-	-	-	-	
Team Totals			29	3	22	54	53.70



Match No.: 54

Match Statistics

경기 통계

Match Duration: 1h 21m
Spectators: 200

P3


QAT vs KUW
3 0

Teams	Sets	1	2	3	Total
QAT	3	25	25	25	75
KUW	0	23	15	22	60
	Playing Time	26m	21m	28m	1h 15m


First Referee: FIROUZI Ebrahim (IRI)

Second Referee: PRABAKARAN Vasu (IND)


KUW - Kuwait

Scoring Spike

Limit 15.00%

Rk	No	Name	Spikes	Faults	Shots	Total Attempts	Eff %
1	1	MANSOUR Abdullah	9	5	9	23	17.39
2	17	ALOTAIBI Abdulrahman	12	8	9	29	13.79
3	6	ABDULMAJIEID Sultan	9	6	10	25	12.00
	7	ALSALIM Amer	3	3	5	11	
	11	ALBANNA Mohammad	3	1	1	5	
	15	ALKAZIMI Zaid	1	-	2	3	
	2	BAHAROH Mousa	-	-	-	-	
	4	ALKHAREEF Abdulaziz	-	-	-	-	
	5	SAYAH Ali	-	-	-	-	
	13	DASHTI Naser	-	-	-	-	
	14	ALI Abdullah	-	-	-	-	
	18	SALEEM Abdulaziz	-	-	-	-	
Team Totals			37	23	36	96	14.58

Scoring Block


Rk	No	Name	Kill Blocks	Faults	Rebounds	Total Attempts	Avg by Set
1	7	ALSALIM Amer	4	7	7	18	1.33
2	6	ABDULMAJIEID Sultan	1	3	2	6	0.33
3	11	ALBANNA Mohammad	-	3	3	6	0.00
3	1	MANSOUR Abdullah	-	3	2	5	0.00
3	17	ALOTAIBI Abdulrahman	-	2	1	3	0.00
3	15	ALKAZIMI Zaid	-	2	-	2	0.00
	2	BAHAROH Mousa	-	-	-	-	
	4	ALKHAREEF Abdulaziz	-	-	-	-	
	5	SAYAH Ali	-	-	-	-	
	13	DASHTI Naser	-	-	-	-	
	14	ALI Abdullah	-	-	-	-	
	18	SALEEM Abdulaziz	-	-	-	-	
Team Totals			5	20	15	40	1.67

Scoring Service


Rk	No	Name	Aces	Faults	Serve Hits	Total Attempts	Avg by Set
1	7	ALSALIM Amer	2	-	11	13	0.67
2	1	MANSOUR Abdullah	1	-	15	16	0.33
3	15	ALKAZIMI Zaid	-	1	9	10	0.00
3	6	ABDULMAJIEID Sultan	-	2	7	9	0.00
3	11	ALBANNA Mohammad	-	2	5	7	0.00
3	17	ALOTAIBI Abdulrahman	-	1	5	6	0.00
3	4	ALKHAREEF Abdulaziz	-	-	1	1	0.00
	2	BAHAROH Mousa	-	-	-	-	
	5	SAYAH Ali	-	-	-	-	
	13	DASHTI Naser	-	-	-	-	
	14	ALI Abdullah	-	-	-	-	
	18	SALEEM Abdulaziz	-	-	-	-	
Team Totals			3	6	53	62	1.00

Team
Opponent Errors & Team Faults

15	1
----	---

Timing and Results provided by Tissot



Match No.: 54

Match Statistics

경기 통계

Match Duration: 1h 21m
Spectators: 200

P3


QAT vs KUW
3 0


Teams	Sets	1	2	3	Total
QAT	3	25	25	25	75
KUW	0	23	15	22	60
	Playing Time	26m	21m	28m	1h 15m


First Referee: FIROUZI Ebrahim (IRI)

Second Referee: PRABAKARAN Vasu (IND)

KUW - Kuwait

Non-Scoring Dig	Rk	No	Name	Digs	Faults	Receptions	Total Attempts	Avg by Set	
	1	18	SALEEM Abdulaziz	2	1	10	13	0.67	
	2	6	ABDULMAJIEID Sultan	-	1	8	9	0.00	
	2	17	ALOTAIBI Abdulrahman	-	1	8	9	0.00	
	2	1	MANSOUR Abdullah	-	1	6	7	0.00	
	2	15	ALKAZIMI Zaid	-	3	2	5	0.00	
	2	7	ALSALIM Amer	-	1	3	4	0.00	
	2	11	ALBANNA Mohammad	-	-	2	2	0.00	
	2	4	ALKHAREEF Abdulaziz	-	1	-	1	0.00	
		2	BAHAROH Mousa	-	-	-	-	-	
		5	SAYAH Ali	-	-	-	-	-	
		13	DASHTI Naser	-	-	-	-	-	
		14	ALI Abdullah	-	-	-	-	-	
	Team Totals				2	9	39	50	0.67

Non-Scoring Set	Rk	No	Name	Running Sets	Faults	Still Sets	Total Attempts	Avg by Set	
	1	15	ALKAZIMI Zaid	33	-	46	79	11.00	
	2	17	ALOTAIBI Abdulrahman	1	-	3	4	0.33	
	2	18	SALEEM Abdulaziz	1	-	3	4	0.33	
	2	1	MANSOUR Abdullah	1	-	1	2	0.33	
	5	6	ABDULMAJIEID Sultan	-	-	2	2	0.00	
	5	4	ALKHAREEF Abdulaziz	-	-	1	1	0.00	
	5	7	ALSALIM Amer	-	-	1	1	0.00	
	5	11	ALBANNA Mohammad	-	-	1	1	0.00	
		2	BAHAROH Mousa	-	-	-	-	-	
		5	SAYAH Ali	-	-	-	-	-	
		13	DASHTI Naser	-	-	-	-	-	
		14	ALI Abdullah	-	-	-	-	-	
	Team Totals				36		58	94	12.00

Non-Scoring Reception	Rk	No	Name	Excellents	Faults	Serve Receptions	Total Attempts	Succ %	
	1	17	ALOTAIBI Abdulrahman	7	3	5	15	46.67	
	2	18	SALEEM Abdulaziz	7	-	9	16	43.75	
	3	1	MANSOUR Abdullah	5	-	20	25	20.00	
		4	ALKHAREEF Abdulaziz	1	-	1	2		
		6	ABDULMAJIEID Sultan	-	-	1	1		
		7	ALSALIM Amer	-	-	1	1		
		11	ALBANNA Mohammad	-	-	1	1		
		15	ALKAZIMI Zaid	-	-	1	1		
		2	BAHAROH Mousa	-	-	-	-		
		5	SAYAH Ali	-	-	-	-		
		13	DASHTI Naser	-	-	-	-		
		14	ALI Abdullah	-	-	-	-		
	Team Totals				20	3	39	62	32.26

LEGEND		Eff%		Rk		Succ%	
Avg	Average	Eff%	Efficiency	Rk	Rank	Succ%	Success %

Timing and Results provided by Tissot



Match No.: 55

Match Statistics

경기 통계

Match Duration: 1h 08m
Spectators: 1200

P3


CHN vs IRI
0 3


Teams	Sets	1	2	3	Total
CHN	0	15	15	19	49
IRI	3	25	25	25	75
	Playing Time	19m	22m	21m	1h 02m


First Referee: ALATEEQ Abdullatif Hamoud M (KSA)

Second Referee: OH Sangjun (KOR)

CHN - China

Scoring Spike	Rk	No	Name	Spikes	Faults	Shots	Total Attempts	Eff %	
	1	7	ZHONG Weijun	6	2	7	15	26.67	
	2	13	KOU Zhichao	6	3	3	12	25.00	
		18	JI Daoshuai	2	2	8	12		
		6	LIANG Chunlong	5	3	2	10		
		11	GENG Xin	3	2	4	9		
		4	ZHANG Chen	4	3	2	9		
		3	YUAN Zhi	4	1	-	5		
		22	MAO Tianyi	1	-	-	1		
		8	CUI Jianjun	-	-	-	-		
		14	XU Jingtao	-	-	-	-		
		15	LI Runming	-	-	-	-		
		16	REN Qi	-	-	-	-		
	Limit								
	15.00%								
	Team Totals				31	16	26	73	20.55

Scoring Block	Rk	No	Name	Kill Blocks	Faults	Rebounds	Total Attempts	Avg by Set	
	1	15	LI Runming	2	1	1	4	0.67	
	2	6	LIANG Chunlong	1	7	2	10	0.33	
	2	7	ZHONG Weijun	1	3	-	4	0.33	
	2	18	JI Daoshuai	1	-	2	3	0.33	
	5	11	GENG Xin	-	3	2	5	0.00	
	5	3	YUAN Zhi	-	1	1	2	0.00	
	5	4	ZHANG Chen	-	2	-	2	0.00	
	5	22	MAO Tianyi	-	1	-	1	0.00	
		8	CUI Jianjun	-	-	-	-		
		13	KOU Zhichao	-	-	-	-		
		14	XU Jingtao	-	-	-	-		
		16	REN Qi	-	-	-	-		
	Team Totals				5	18	8	31	1.67

Scoring Service	Rk	No	Name	Aces	Faults	Serve Hits	Total Attempts	Avg by Set	
	1	4	ZHANG Chen	1	-	6	7	0.33	
	1	18	JI Daoshuai	1	1	3	5	0.33	
	3	6	LIANG Chunlong	-	-	9	9	0.00	
	3	13	KOU Zhichao	-	4	4	8	0.00	
	3	11	GENG Xin	-	-	7	7	0.00	
	3	7	ZHONG Weijun	-	1	6	7	0.00	
	3	15	LI Runming	-	-	4	4	0.00	
	3	3	YUAN Zhi	-	-	2	2	0.00	
	3	22	MAO Tianyi	-	-	2	2	0.00	
		8	CUI Jianjun	-	-	-	-		
		14	XU Jingtao	-	-	-	-		
		16	REN Qi	-	-	-	-		
	Team Totals				2	6	43	51	0.67

Team	Opponent Errors & Team Faults	11	2

Timing and Results provided by Tissot



Match No.: 55

Match Statistics

경기 통계

Match Duration: 1h 08m
Spectators: 1200

P3


CHN vs IRI
0 3


Teams	Sets	1	2	3	Total
CHN	0	15	15	19	49
IRI	3	25	25	25	75
	Playing Time	19m	22m	21m	1h 02m


First Referee: ALATEEQ Abdullatif Hamoud M (KSA)

Second Referee: OH Sangjun (KOR)

CHN - China

Non-Scoring Dig	Rk	No	Name	Digs	Faults	Receptions	Total Attempts	Avg by Set	
	1	16	REN Qi	1	2	5	8	0.33	
	1	13	KOU Zhichao	1	-	2	3	0.33	
	3	7	ZHONG Weijun	-	2	5	7	0.00	
	3	11	GENG Xin	-	1	2	3	0.00	
	3	4	ZHANG Chen	-	-	2	2	0.00	
	3	3	YUAN Zhi	-	1	1	2	0.00	
	3	18	JI Daoshuai	-	-	1	1	0.00	
		6	LIANG Chunlong	-	-	-	-	-	
		8	CUI Jianjun	-	-	-	-	-	
		14	XU Jingtao	-	-	-	-	-	
		15	LI Runming	-	-	-	-	-	
		22	MAO Tianyi	-	-	-	-	-	
	Team Totals				2	6	18	26	0.67

Non-Scoring Set	Rk	No	Name	Running Sets	Faults	Still Sets	Total Attempts	Avg by Set	
	1	15	LI Runming	20	-	18	38	6.67	
	2	22	MAO Tianyi	7	-	18	25	2.33	
	3	6	LIANG Chunlong	1	-	2	3	0.33	
	3	16	REN Qi	1	1	-	2	0.33	
	3	3	YUAN Zhi	1	-	-	1	0.33	
	6	13	KOU Zhichao	-	-	2	2	0.00	
	6	11	GENG Xin	-	-	1	1	0.00	
		4	ZHANG Chen	-	-	-	-	-	
		7	ZHONG Weijun	-	-	-	-	-	
		8	CUI Jianjun	-	-	-	-	-	
		14	XU Jingtao	-	-	-	-	-	
		18	JI Daoshuai	-	-	-	-	-	
	Team Totals				30	1	41	72	10.00

Non-Scoring Reception	Rk	No	Name	Excellents	Faults	Serve Receptions	Total Attempts	Succ %	
	1	7	ZHONG Weijun	7	1	14	22	31.82	
		4	ZHANG Chen	2	1	12	15		
		16	REN Qi	5	2	6	13		
		18	JI Daoshuai	2	-	3	5		
		6	LIANG Chunlong	1	1	3	5		
		11	GENG Xin	-	-	1	1		
		22	MAO Tianyi	-	-	1	1		
		3	YUAN Zhi	-	-	-	-		
		8	CUI Jianjun	-	-	-	-		
		13	KOU Zhichao	-	-	-	-		
		14	XU Jingtao	-	-	-	-		
		15	LI Runming	-	-	-	-		
	Limit								
	25.00%				17	5	40	62	27.42



THU 2 OCT 2014
Start Time: 16:30 / End Time: 17:38

Match No.: 55

Match Statistics

경기 통계

Match Duration: 1h 08m
Spectators: 1200

P3

CHN vs IRI
0 3

Teams	Sets	1	2	3	Total
CHN	0	15	15	19	49
IRI	3	25	25	25	75
	Playing Time	19m	22m	21m	1h 02m

First Referee: ALATEEQ Abdullatif Hamoud M (KSA)


Second Referee: OH Sangjun (KOR)

IRI - Iran

Scoring Spike

Limit
15.00%

Rk	No	Name	Spikes	Faults	Shots	Total Attempts	Eff %
1	5	GHAEMI Farhad	11	-	1	12	91.67
2	2	EBADIPOUR GHARAHASSANLOU Milad	9	2	4	15	46.67
3	1	MAHMOUDI KHATOUNABADI Shahram	13	5	7	25	32.00
	6	MOUSAVI ERAGHI Seyed Mohammad	5	1	-	6	
	4	MAROUFLAKRANI Mirsaeid	3	1	1	5	
	9	GHOLAMI Adel	3	-	1	4	
	7	FAYAZI DAMNABI Pourya	-	-	-	-	
	8	ZARIF AHANGARAN VARZANDEH Farhad	-	-	-	-	
	10	GHAFOUR Amir	-	-	-	-	
	12	MIRZAJANPOURMOUZIRAJI Mojtaba	-	-	-	-	
	13	MAHDAVI Mehdi	-	-	-	-	
	15	TASHAKORI Armin	-	-	-	-	
Team Totals			44	9	14	67	52.24

Scoring Block


Rk	No	Name	Kill Blocks	Faults	Rebounds	Total Attempts	Avg by Set
1	9	GHOLAMI Adel	2	4	3	9	0.67
1	1	MAHMOUDI KHATOUNABADI Shahram	2	2	4	8	0.67
1	5	GHAEMI Farhad	2	2	3	7	0.67
4	6	MOUSAVI ERAGHI Seyed Mohammad	1	2	2	5	0.33
4	4	MAROUFLAKRANI Mirsaeid	1	-	1	2	0.33
6	2	EBADIPOUR GHARAHASSANLOU Milad	-	4	-	4	0.00
	7	FAYAZI DAMNABI Pourya	-	-	-	-	
	8	ZARIF AHANGARAN VARZANDEH Farhad	-	-	-	-	
	10	GHAFOUR Amir	-	-	-	-	
	12	MIRZAJANPOURMOUZIRAJI Mojtaba	-	-	-	-	
	13	MAHDAVI Mehdi	-	-	-	-	
	15	TASHAKORI Armin	-	-	-	-	
Team Totals			8	14	13	35	2.67

Scoring Service


Rk	No	Name	Aces	Faults	Serve Hits	Total Attempts	Avg by Set
1	6	MOUSAVI ERAGHI Seyed Mohammad	2	-	11	13	0.67
2	4	MAROUFLAKRANI Mirsaeid	1	1	14	16	0.33
2	9	GHOLAMI Adel	1	1	12	14	0.33
2	2	EBADIPOUR GHARAHASSANLOU Milad	1	4	5	10	0.33
5	1	MAHMOUDI KHATOUNABADI Shahram	-	-	8	8	0.00
5	5	GHAEMI Farhad	-	-	7	7	0.00
5	13	MAHDAVI Mehdi	-	1	4	5	0.00
	7	FAYAZI DAMNABI Pourya	-	-	-	-	
	8	ZARIF AHANGARAN VARZANDEH Farhad	-	-	-	-	
	10	GHAFOUR Amir	-	-	-	-	
	12	MIRZAJANPOURMOUZIRAJI Mojtaba	-	-	-	-	
	15	TASHAKORI Armin	-	-	-	-	
Team Totals			5	7	61	73	1.67

Team
Opponent Errors & Team Faults

18

Timing and Results provided by Tissot



Match No.: 55

Match Statistics

경기 통계

Match Duration: 1h 08m
Spectators: 1200

P3


CHN vs IRI
0 3

Teams	Sets	1	2	3	Total
CHN	0	15	15	19	49
IRI	3	25	25	25	75
	Playing Time	19m	22m	21m	1h 02m


First Referee: ALATEEQ Abdullatif Hamoud M (KSA)

Second Referee: OH Sangjun (KOR)

IRI - Iran

Non-Scoring Dig


Rk	No	Name	Digs	Faults	Receptions	Total Attempts	Avg by Set
1	8	ZARIF AHANGARAN VARZANDEH Farhad	4	4	6	14	1.33
2	2	EBADIPOUR GHARAHASSANLOU Milad	1	2	5	8	0.33
2	6	MOUSAVI ERAGHI Seyed Mohammad	1	-	1	2	0.33
4	4	MAROUFLAKRANI Mirsaeid	-	2	4	6	0.00
4	5	GHAEMI Farhad	-	1	4	5	0.00
4	1	MAHMOUDI KHATOUNABADI Shahram	-	3	2	5	0.00
4	9	GHOLAMI Adel	-	1	1	2	0.00
	7	FAYAZI DAMNABI Pourya	-	-	-	-	-
	10	GHAFOUR Amir	-	-	-	-	-
	12	MIRZAJANPOURMOUZIRAJI Mojtaba	-	-	-	-	-
	13	MAHDAVI Mehdi	-	-	-	-	-
	15	TASHAKORI Armin	-	-	-	-	-
Team Totals			6	13	23	42	2.00

Non-Scoring Set


Rk	No	Name	Running Sets	Faults	Still Sets	Total Attempts	Avg by Set
1	4	MAROUFLAKRANI Mirsaeid	36	-	13	49	12.00
2	13	MAHDAVI Mehdi	3	-	2	5	1.00
3	8	ZARIF AHANGARAN VARZANDEH Farhad	1	-	1	2	0.33
3	5	GHAEMI Farhad	1	-	-	1	0.33
5	2	EBADIPOUR GHARAHASSANLOU Milad	-	-	2	2	0.00
5	6	MOUSAVI ERAGHI Seyed Mohammad	-	-	2	2	0.00
5	9	GHOLAMI Adel	-	-	2	2	0.00
	1	MAHMOUDI KHATOUNABADI Shahram	-	-	-	-	-
	7	FAYAZI DAMNABI Pourya	-	-	-	-	-
	10	GHAFOUR Amir	-	-	-	-	-
	12	MIRZAJANPOURMOUZIRAJI Mojtaba	-	-	-	-	-
	15	TASHAKORI Armin	-	-	-	-	-
Team Totals			41		22	63	13.67

Non-Scoring Reception

Limit
25.00%

Rk	No	Name	Excellents	Faults	Serve Receptions	Total Attempts	Succ %
1	2	EBADIPOUR GHARAHASSANLOU Milad	14	1	12	27	51.85
	5	GHAEMI Farhad	4	-	5	9	
	8	ZARIF AHANGARAN VARZANDEH Farhad	4	1	2	7	
	9	GHOLAMI Adel	-	-	1	1	
	1	MAHMOUDI KHATOUNABADI Shahram	-	-	-	-	
	4	MAROUFLAKRANI Mirsaeid	-	-	-	-	
	6	MOUSAVI ERAGHI Seyed Mohammad	-	-	-	-	
	7	FAYAZI DAMNABI Pourya	-	-	-	-	
	10	GHAFOUR Amir	-	-	-	-	
	12	MIRZAJANPOURMOUZIRAJI Mojtaba	-	-	-	-	
	13	MAHDAVI Mehdi	-	-	-	-	
	15	TASHAKORI Armin	-	-	-	-	
Team Totals			22	2	20	44	50.00

Avg	Eff%	Rk	Succ%
Average	Efficiency	Rank	Success %

Timing and Results provided by Tissot



THU 2 OCT 2014
Start Time: 16:30 / End Time: 18:16

Match No.: 56

Match Statistics

경기 통계

Match Duration: 1h 46m
Spectators: 1000

P3


JPN vs KOR
3 1


Teams	Sets	1	2	3	4	Total
JPN	3	25	18	25	25	93
KOR	1	19	25	18	23	85
	Playing Time	22m	23m	24m	28m	1h 37m


First Referee: FAHAD MOHAMMED Ismael (QAT)

Second Referee: CHENG Lai Chun (TPE)

JPN - Japan

Scoring Spike	Rk	No	Name	Spikes	Faults	Shots	Total Attempts	Eff %	
	1	7	KOSHIKAWA Yu	15	4	8	27	40.74	
	2	14	ISHIKAWA Yuki	10	5	-	15	33.33	
	3	1	SHIMIZU Kunihiro	10	6	3	19	21.05	
		16	DEKITA Takashi	6	1	2	9		
		12	YAMAUCHI Akihiro	2	1	1	4		
		8	TSUBAKIYAMA Ryosuke	-	-	2	2		
		6	UCHIYAMA Shohei	-	-	-	-		
		11	YANAGIDA Masahiro	-	-	-	-		
		13	FUKATSU Hideomi	-	-	-	-		
		17	NAGANO Takeshi	-	-	-	-		
		18	YONEYAMA Yuta	-	-	-	-		
		19	FUSHIMI Yamato	-	-	-	-		
	Limit								
	15.00%								
		Team Totals			43	17	16	76	34.21

Scoring Block	Rk	No	Name	Kill Blocks	Faults	Rebounds	Total Attempts	Avg by Set	
	1	7	KOSHIKAWA Yu	4	5	4	13	1.00	
	1	12	YAMAUCHI Akihiro	4	3	3	10	1.00	
	3	1	SHIMIZU Kunihiro	2	1	3	6	0.50	
	4	16	DEKITA Takashi	1	3	5	9	0.25	
	4	14	ISHIKAWA Yuki	1	1	-	2	0.25	
	6	13	FUKATSU Hideomi	-	2	3	5	0.00	
		6	UCHIYAMA Shohei	-	-	-	-		
		8	TSUBAKIYAMA Ryosuke	-	-	-	-		
		11	YANAGIDA Masahiro	-	-	-	-		
		17	NAGANO Takeshi	-	-	-	-		
		18	YONEYAMA Yuta	-	-	-	-		
		19	FUSHIMI Yamato	-	-	-	-		
		Team Totals			12	15	18	45	3.00

Scoring Service	Rk	No	Name	Aces	Faults	Serve Hits	Total Attempts	Avg by Set	
	1	14	ISHIKAWA Yuki	3	7	12	22	0.75	
	1	7	KOSHIKAWA Yu	3	4	6	13	0.75	
	3	16	DEKITA Takashi	1	1	18	20	0.25	
	4	13	FUKATSU Hideomi	-	1	13	14	0.00	
	4	1	SHIMIZU Kunihiro	-	3	9	12	0.00	
	4	12	YAMAUCHI Akihiro	-	-	6	6	0.00	
	4	11	YANAGIDA Masahiro	-	2	1	3	0.00	
	4	6	UCHIYAMA Shohei	-	-	2	2	0.00	
		8	TSUBAKIYAMA Ryosuke	-	-	-	-		
		17	NAGANO Takeshi	-	-	-	-		
		18	YONEYAMA Yuta	-	-	-	-		
		19	FUSHIMI Yamato	-	-	-	-		
		Team Totals			7	18	67	92	1.75

Team	Opponent Errors & Team Faults	31
------	-------------------------------	----

Timing and Results provided by Tissot



THU 2 OCT 2014
Start Time: 16:30 / End Time: 18:16

Match No.: 56

Match Statistics

경기 통계

Match Duration: 1h 46m
Spectators: 1000

P3


JPN vs KOR
3 1


Teams	Sets	1	2	3	4	Total
JPN	3	25	18	25	25	93
KOR	1	19	25	18	23	85
	Playing Time	22m	23m	24m	28m	1h 37m


First Referee: FAHAD MOHAMMED Ismael (QAT)

Second Referee: CHENG Lai Chun (TPE)

JPN - Japan

Non-Scoring Dig	Rk	No	Name	Digs	Faults	Receptions	Total Attempts	Avg by Set	
	1	7	KOSHIKAWA Yu	2	3	2	7	0.50	
	2	14	ISHIKAWA Yuki	1	2	5	8	0.25	
	2	17	NAGANO Takeshi	1	1	5	7	0.25	
	2	1	SHIMIZU Kunihiro	1	3	2	6	0.25	
	5	16	DEKITA Takashi	-	3	2	5	0.00	
	5	13	FUKATSU Hideomi	-	3	-	3	0.00	
		6	UCHIYAMA Shohei	-	-	-	-	-	
		8	TSUBAKIYAMA Ryosuke	-	-	-	-	-	
		11	YANAGIDA Masahiro	-	-	-	-	-	
		12	YAMAUCHI Akihiro	-	-	-	-	-	
		18	YONEYAMA Yuta	-	-	-	-	-	
		19	FUSHIMI Yamato	-	-	-	-	-	
		Team Totals			5	15	16	36	1.25

Non-Scoring Set	Rk	No	Name	Running Sets	Faults	Still Sets	Total Attempts	Avg by Set	
	1	13	FUKATSU Hideomi	41	1	26	68	10.25	
	2	14	ISHIKAWA Yuki	2	-	-	2	0.50	
	3	6	UCHIYAMA Shohei	-	1	2	3	0.00	
	3	7	KOSHIKAWA Yu	-	-	2	2	0.00	
	3	17	NAGANO Takeshi	-	-	1	1	0.00	
		1	SHIMIZU Kunihiro	-	-	-	-	-	
		8	TSUBAKIYAMA Ryosuke	-	-	-	-	-	
		11	YANAGIDA Masahiro	-	-	-	-	-	
		12	YAMAUCHI Akihiro	-	-	-	-	-	
		16	DEKITA Takashi	-	-	-	-	-	
		18	YONEYAMA Yuta	-	-	-	-	-	
		19	FUSHIMI Yamato	-	-	-	-	-	
		Team Totals			43	2	31	76	10.75

Non-Scoring Reception	Rk	No	Name	Excellents	Faults	Serve Receptions	Total Attempts	Succ %	
	1	14	ISHIKAWA Yuki	12	1	20	33	36.36	
		17	NAGANO Takeshi	9	-	6	15		
		7	KOSHIKAWA Yu	3	-	5	8		
		18	YONEYAMA Yuta	-	-	6	6		
		16	DEKITA Takashi	-	-	1	1		
		1	SHIMIZU Kunihiro	-	-	-	-		
		6	UCHIYAMA Shohei	-	-	-	-		
		8	TSUBAKIYAMA Ryosuke	-	-	-	-		
		11	YANAGIDA Masahiro	-	-	-	-		
		12	YAMAUCHI Akihiro	-	-	-	-		
		13	FUKATSU Hideomi	-	-	-	-		
		19	FUSHIMI Yamato	-	-	-	-		
		Team Totals			24	1	38	63	38.10
	Limit								
	25.00%								

Timing and Results provided by Tissot



THU 2 OCT 2014
Start Time: 16:30 / End Time: 18:16

Match No.: 56

Match Statistics

경기 통계

Match Duration: 1h 46m
Spectators: 1000

P3


JPN vs KOR
3 1

Teams	Sets	1	2	3	4	Total
JPN	3	25	18	25	25	93
KOR	1	19	25	18	23	85
	Playing Time	22m	23m	24m	28m	1h 37m


First Referee: FAHAD MOHAMMED Ismael (QAT)

Second Referee: CHENG Lai Chun (TPE)


KOR - Republic of Korea

Scoring Spike

Limit
15.00%

Rk	No	Name	Spikes	Faults	Shots	Total Attempts	Eff %
1	9	KWAK Seungsuk	7	1	4	12	50.00
2	13	PARK Chulwoo	10	6	3	19	21.05
3	12	JEON Kwangin	8	6	2	16	12.50
	17	SEO Jaeduck	5	5	2	12	
	11	CHOI Minho	7	1	2	10	
	1	SONG Myunggeun	5	-	4	9	
	8	PARK Sangha	4	1	3	8	
	4	SHIN Yungsuk	1	1	-	2	
	2	HAN Sunsoo	-	-	-	-	
	6	LEE Mingyu	-	-	-	-	
	10	BU Yongchan	-	-	-	-	
	19	JEONG Minsu	-	-	-	-	
Team Totals			47	21	20	88	29.55

Scoring Block


Rk	No	Name	Kill Blocks	Faults	Rebounds	Total Attempts	Avg by Set
1	11	CHOI Minho	2	3	3	8	0.50
1	8	PARK Sangha	2	2	3	7	0.50
1	2	HAN Sunsoo	2	2	1	5	0.50
1	4	SHIN Yungsuk	2	1	-	3	0.50
5	9	KWAK Seungsuk	1	4	1	6	0.25
5	12	JEON Kwangin	1	4	1	6	0.25
7	13	PARK Chulwoo	-	4	-	4	0.00
7	17	SEO Jaeduck	-	1	-	1	0.00
	1	SONG Myunggeun	-	-	-	-	
	6	LEE Mingyu	-	-	-	-	
	10	BU Yongchan	-	-	-	-	
	19	JEONG Minsu	-	-	-	-	
Team Totals			10	21	9	40	2.50

Scoring Service


Rk	No	Name	Aces	Faults	Serve Hits	Total Attempts	Avg by Set
1	12	JEON Kwangin	1	2	4	7	0.25
2	11	CHOI Minho	-	2	12	14	0.00
2	9	KWAK Seungsuk	-	5	9	14	0.00
2	8	PARK Sangha	-	-	12	12	0.00
2	2	HAN Sunsoo	-	3	8	11	0.00
2	1	SONG Myunggeun	-	2	5	7	0.00
2	4	SHIN Yungsuk	-	-	6	6	0.00
2	13	PARK Chulwoo	-	4	2	6	0.00
2	17	SEO Jaeduck	-	3	2	5	0.00
2	6	LEE Mingyu	-	-	4	4	0.00
	10	BU Yongchan	-	-	-	-	
	19	JEONG Minsu	-	-	-	-	
Team Totals			1	21	64	86	0.25

Team
Opponent Errors & Team Faults

27	1
----	---

Timing and Results provided by Tissot



THU 2 OCT 2014
Start Time: 16:30 / End Time: 18:16

Match No.: 56

Match Statistics

경기 통계

Match Duration: 1h 46m
Spectators: 1000

P3


JPN vs KOR
3 1

Teams	Sets	1	2	3	4	Total
JPN	3	25	18	25	25	93
KOR	1	19	25	18	23	85
	Playing Time	22m	23m	24m	28m	1h 37m


First Referee: FAHAD MOHAMMED Ismael (QAT)

Second Referee: CHENG Lai Chun (TPE)

KOR - Republic of Korea

Non-Scoring Dig


Rk	No	Name	Digs	Faults	Receptions	Total Attempts	Avg by Set
1	12	JEON Kwangin	4	1	2	7	1.00
2	10	BU Yongchan	1	1	3	5	0.25
2	13	PARK Chulwoo	1	1	1	3	0.25
4	9	KWAK Seungsuk	-	4	4	8	0.00
4	8	PARK Sangha	-	-	2	2	0.00
4	17	SEO Jaeduck	-	-	2	2	0.00
4	1	SONG Myunggeun	-	1	1	2	0.00
4	2	HAN Sunsoo	-	2	-	2	0.00
4	4	SHIN Yungsuk	-	2	-	2	0.00
4	19	JEONG Minsu	-	-	1	1	0.00
	6	LEE Mingyu	-	-	-	-	-
	11	CHOI Minho	-	-	-	-	-
Team Totals			6	12	16	34	1.50

Non-Scoring Set


Rk	No	Name	Running Sets	Faults	Still Sets	Total Attempts	Avg by Set
1	2	HAN Sunsoo	41	-	39	80	10.25
2	19	JEONG Minsu	2	-	-	2	0.50
3	9	KWAK Seungsuk	1	-	-	1	0.25
3	10	BU Yongchan	1	-	-	1	0.25
5	4	SHIN Yungsuk	-	-	1	1	0.00
5	6	LEE Mingyu	-	-	1	1	0.00
	1	SONG Myunggeun	-	-	-	-	-
	8	PARK Sangha	-	-	-	-	-
	11	CHOI Minho	-	-	-	-	-
	12	JEON Kwangin	-	-	-	-	-
	13	PARK Chulwoo	-	-	-	-	-
	17	SEO Jaeduck	-	-	-	-	-
Team Totals			45		41	86	11.25

Non-Scoring Reception

Limit
25.00%

Rk	No	Name	Excellents	Faults	Serve Receptions	Total Attempts	Succ %
1	9	KWAK Seungsuk	20	2	26	48	41.67
	19	JEONG Minsu	6	2	1	9	
	12	JEON Kwangin	6	-	-	6	
	1	SONG Myunggeun	2	1	-	3	
	2	HAN Sunsoo	-	2	1	3	
	10	BU Yongchan	2	-	-	2	
	8	PARK Sangha	-	-	1	1	
	11	CHOI Minho	-	-	1	1	
	4	SHIN Yungsuk	-	-	-	-	
	6	LEE Mingyu	-	-	-	-	
	13	PARK Chulwoo	-	-	-	-	
	17	SEO Jaeduck	-	-	-	-	
Team Totals			36	7	30	73	49.32

LEGEND							
Avg	Average	Eff%	Efficiency	Rk	Rank	Succ%	Success %

Timing and Results provided by Tissot



Results Table - Final Round

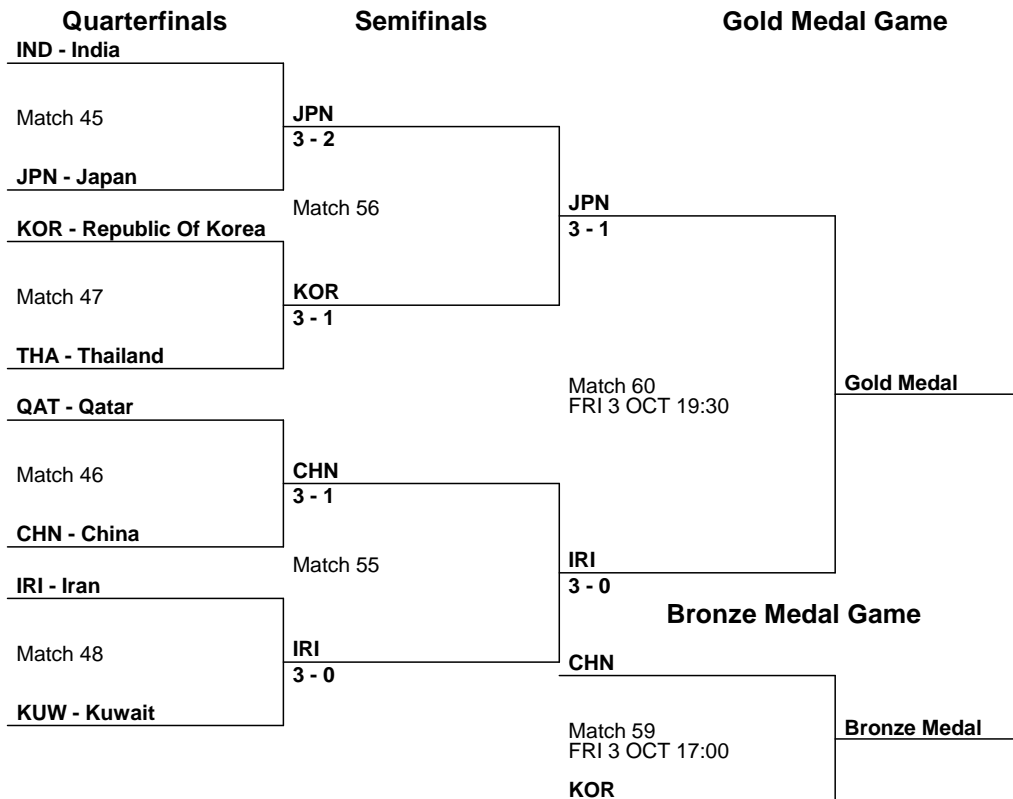
결과표 - 최종 라운드

As of THU 2 OCT 2014 at 18:24

P4

Match	Phase	Date	Teams	Sets	Points per Set					Total Points	Match Duration	Spectators
					1	2	3	4	5			
41	Semifinal 13th-16th	30 SEP	MDV vs TKM	1 - 3	16 - 25	25 - 16	18 - 25	12 - 25		71 - 91	1h 32m	260
42	Semifinal 13th-16th	30 SEP	HKG vs MYA	2 - 3	25 - 18	16 - 25	26 - 24	20 - 25	10 - 15	97 - 107	1h 55m	100
43	Semifinal 9th-12th	30 SEP	KAZ vs KSA	3 - 2	18 - 25	20 - 25	25 - 14	30 - 28	15 - 8	108 - 100	1h 56m	120
44	Semifinal 9th-12th	30 SEP	TPE vs PAK	3 - 0	25 - 19	26 - 24	25 - 19			76 - 62	1h 11m	200
49	Classification 15-16	1 OCT	MDV vs HKG	2 - 3	23 - 25	25 - 20	20 - 25	29 - 27	11 - 15	108 - 112	2h 14m	100
45	Quarterfinals	1 OCT	IND vs JPN	2 - 3	25 - 20	19 - 25	25 - 23	20 - 25	13 - 15	102 - 108	2h 05m	1,500
50	Classification 13-14	1 OCT	TKM vs MYA	3 - 1	17 - 25	25 - 18	25 - 16	25 - 14		92 - 73	1h 32m	250
46	Quarterfinals	1 OCT	QAT vs CHN	1 - 3	23 - 25	25 - 20	23 - 25	21 - 25		92 - 95	1h 59m	900
51	Classification 11-12	1 OCT	KSA vs PAK	0 - 3	27 - 29	17 - 25	16 - 25			60 - 79	1h 14m	275
47	Quarterfinals	1 OCT	KOR vs THA	3 - 1	25 - 21	25 - 27	25 - 21	25 - 19		100 - 88	1h 45m	1,700
48	Quarterfinals	1 OCT	IRI vs KUW	3 - 0	25 - 21	25 - 18	25 - 14			75 - 53	1h 14m	236
52	Classification 9-10	1 OCT	KAZ vs TPE	1 - 3	22 - 25	23 - 25	25 - 15	21 - 25		91 - 90	1h 37m	210
53	Semifinal 5th-8th	2 OCT	IND vs THA	3 - 1	22 - 25	25 - 18	25 - 23	25 - 20		97 - 86	1h 36m	500
54	Semifinal 5th-8th	2 OCT	QAT vs KUW	3 - 0	25 - 23	25 - 15	25 - 22			75 - 60	1h 21m	200
55	Semifinal 1st-4th	2 OCT	CHN vs IRI	0 - 3	15 - 25	15 - 25	19 - 25			49 - 75	1h 08m	1,200
56	Semifinal 1st-4th	2 OCT	JPN vs KOR	3 - 1	25 - 19	18 - 25	25 - 18	25 - 23		93 - 85	1h 46m	1,000
57	Classification 7-8	3 OCT	THA vs KUW									
58	Classification 5-6	3 OCT	IND vs QAT									
59	Bronze Medal Match	3 OCT	CHN vs KOR									
60	Gold Medal Match	3 OCT	JPN vs IRI									

Statistics of	Average match duration	Average spectators	Total spectators
Preliminary Round	1h 21m	858	20,602
Final Round	1h 31m	631	20,186
Tournament	1h 26m	728	40,788



Timing and Results provided by Tissot





Teams Ranking by Skills


스킬별 팀 순위

As of THU 2 OCT 2014 at 17:44

P6

Scoring Spike	Rk	Name	Spikes	Faults	Shots	Total Attempts	Eff %
	1	IRI - Iran	315	73	154	542	44.65
	2	CHN - China	290	70	203	563	39.08
	3	JPN - Japan	286	82	170	538	37.92
	4	THA - Thailand	317	102	164	583	36.88
	5	KOR - Republic of Korea	283	101	117	501	36.33
	6	IND - India	321	100	241	662	33.38
	7	QAT - Qatar	273	84	248	605	31.24
	8	KUW - Kuwait	263	112	234	609	24.79
	NR	HKG - Hong Kong, China	314	127	263	704	26.56
	NR	KAZ - Kazakhstan	307	119	205	631	29.79
	NR	KSA - Saudi Arabia	296	124	253	673	25.56
	NR	MDV - Maldives	237	138	205	580	17.07
	NR	MYA - Myanmar	335	170	231	736	22.42
	NR	PAK - Pakistan	299	100	209	608	32.73
	NR	TKM - Turkmenistan	292	147	241	680	21.32
	NR	TPE - Chinese Taipei	319	115	174	608	33.55
	Tournament Totals			4747	1764	3312	9823

Scoring Block	Rk	Name	Kill Blocks	Faults	Rebounds	Total Attempts	Avg by Set
	1	QAT - Qatar	78	121	96	295	3.55
	2	IND - India	59	151	124	334	2.36
	3	CHN - China	53	134	101	288	2.30
	4	JPN - Japan	44	98	95	237	2.10
	5	IRI - Iran	45	113	86	244	2.05
	6	KOR - Republic of Korea	40	81	80	201	2.00
	7	KUW - Kuwait	40	123	100	263	1.74
	7	THA - Thailand	40	118	79	237	1.74
	NR	HKG - Hong Kong, China	45	135	99	279	1.73
	NR	KAZ - Kazakhstan	66	111	112	289	2.54
	NR	KSA - Saudi Arabia	64	140	95	299	2.46
	NR	MDV - Maldives	24	107	58	189	1.00
	NR	MYA - Myanmar	49	110	127	286	1.81
	NR	PAK - Pakistan	38	99	77	214	1.81
	NR	TKM - Turkmenistan	60	121	98	279	2.40
	NR	TPE - Chinese Taipei	43	134	88	265	1.79
	Tournament Totals			788	1896	1515	4199

Scoring Service	Rk	Name	Aces	Faults	Serve Hits	Total Attempts	Avg by Set
	1	IRI - Iran	47	81	405	533	2.14
	2	JPN - Japan	35	70	390	495	1.67
	3	CHN - China	34	74	411	519	1.48
	4	KOR - Republic of Korea	24	89	370	483	1.20
	5	QAT - Qatar	26	65	417	508	1.18
	6	THA - Thailand	25	91	400	516	1.09
	7	KUW - Kuwait	23	66	379	468	1.00
	8	IND - India	19	53	489	561	0.76
	NR	HKG - Hong Kong, China	25	64	454	543	0.96
	NR	KAZ - Kazakhstan	24	80	476	580	0.92
	NR	KSA - Saudi Arabia	16	82	455	553	0.62
	NR	MDV - Maldives	26	75	343	444	1.08
	NR	MYA - Myanmar	20	68	457	545	0.74
	NR	PAK - Pakistan	25	91	365	481	1.19
	NR	TKM - Turkmenistan	21	39	467	527	0.84

Timing and Results provided by Tissot




Teams Ranking by Skills

스킬별 팀 순위

As of THU 2 OCT 2014 at 17:44

P6

Scoring Service	Rk	Name	Aces	Faults	Serve Hits	Total Attempts	Avg by Set
	NR	TPE - Chinese Taipei	36	75	423	534	1.50
	Tournament Totals		426	1163	6701	8290	2.25





Teams Ranking by Skills


스킬별 팀 순위

As of THU 2 OCT 2014 at 17:44

P6

Non-Scoring Dig	Rk	Name	Digs	Faults	Receptions	Total Attempts	Avg by Set	
	1	QAT - Qatar	52	85	210	347	2.36	
	2	KOR - Republic of Korea	41	62	149	252	2.05	
	3	JPN - Japan	26	60	223	309	1.24	
	4	IRI - Iran	25	55	215	295	1.14	
	5	CHN - China	22	69	206	297	0.96	
	6	IND - India	22	101	255	378	0.88	
	7	KUW - Kuwait	17	88	226	331	0.74	
	8	THA - Thailand	16	71	207	294	0.70	
	NR	HKG - Hong Kong, China	46	98	219	363	1.77	
	NR	KAZ - Kazakhstan	38	76	219	333	1.46	
	NR	KSA - Saudi Arabia	42	89	217	348	1.62	
	NR	MDV - Maldives	31	81	173	285	1.29	
	NR	MYA - Myanmar	47	94	270	411	1.74	
	NR	PAK - Pakistan	42	64	203	309	2.00	
	NR	TKM - Turkmenistan	46	80	258	384	1.84	
	NR	TPE - Chinese Taipei	37	74	188	299	1.54	
	Tournament Totals			550	1247	3438	5235	2.91

Non-Scoring Set	Rk	Name	Running Sets	Faults	Still Sets	Total Attempts	Avg by Set	
	1	KOR - Republic of Korea	275	3	214	492	13.75	
	2	JPN - Japan	277	2	247	526	13.19	
	3	IRI - Iran	283	1	219	503	12.86	
	4	THA - Thailand	294	6	261	561	12.78	
	5	IND - India	302	4	329	635	12.08	
	6	CHN - China	275	5	265	545	11.96	
	7	QAT - Qatar	258	9	322	589	11.73	
	8	KUW - Kuwait	253	10	338	601	11.00	
	NR	HKG - Hong Kong, China	294	10	374	678	11.31	
	NR	KAZ - Kazakhstan	285	13	315	613	10.96	
	NR	KSA - Saudi Arabia	277	10	355	642	10.65	
	NR	MDV - Maldives	229	5	336	570	9.54	
	NR	MYA - Myanmar	315	7	371	693	11.67	
	NR	PAK - Pakistan	276	4	295	575	13.14	
	NR	TKM - Turkmenistan	267	9	359	635	10.68	
	NR	TPE - Chinese Taipei	299	10	278	587	12.46	
	Tournament Totals			4459	108	4878	9445	23.59

Non-Scoring Reception	Rk	Name	Excellents	Faults	Serve Receptions	Total Attempts	Succ %
	1	KOR - Republic of Korea	181	16	155	352	51.42
	2	JPN - Japan	161	14	149	324	49.69
	3	IRI - Iran	165	20	157	342	48.25
	4	QAT - Qatar	175	18	214	407	43.00
	5	CHN - China	155	23	203	381	40.68
	6	IND - India	178	23	252	453	39.29
	7	THA - Thailand	147	18	252	417	35.25
	8	KUW - Kuwait	151	26	273	450	33.56
	NR	HKG - Hong Kong, China	180	34	297	511	35.23
	NR	KAZ - Kazakhstan	164	29	248	441	37.19
	NR	KSA - Saudi Arabia	173	28	296	497	34.81
	NR	MDV - Maldives	103	39	320	462	22.29
	NR	MYA - Myanmar	148	23	351	522	28.35
	NR	PAK - Pakistan	176	29	221	426	41.31
	NR	TKM - Turkmenistan	107	33	330	470	22.77

Timing and Results provided by Tissot




Teams Ranking by Skills

스킬별 팀 순위

As of THU 2 OCT 2014 at 17:44

P6

Non-Scoring Reception	Rk	Name	Excellents	Faults	Serve Receptions	Total Attempts	Succ %
	NR	TPE - Chinese Taipei	174	26	247	447	38.93
	Tournament Totals		2538	399	3965	6902	36.77

NOTES

Only teams advancing to the quarterfinals are ranked.

LEGEND									
Avg	Average	Eff%	Efficiency	NR	Not Ranked	Rk	Rank	Succ%	Success %

Timing and Results provided by Tissot





Cumulative Statistics by Skills


스킬별 누적통계

CHN - China

AFTER 7 MATCHES

Scoring Spike	No	Name	Spikes	Faults	Shots	Total Attempts	Eff %
	3	YUAN Zhi	43	17	52	112	23.21
	4	ZHANG Chen	59	11	29	99	48.48
	6	LIANG Chunlong	13	6	6	25	28.00
	7	ZHONG Weijun	80	15	50	145	44.83
	8	CUI Jianjun	2	2	4	8	0.00
	11	GENG Xin	41	4	15	60	61.67
	13	KOU Zhichao	30	9	21	60	35.00
	14	XU Jingtao	12	2	9	23	43.48
	15	LI Runming	1	1	2	4	0.00
	16	REN Qi	-	-	-	-	0.00
	18	JI Daoshuai	8	3	15	26	19.23
	22	MAO Tianyi	1	-	-	1	100.00
	Team Totals			290	70	203	563

Scoring Block	No	Name	Kill Blocks	Faults	Rebounds	Total Attempts	Avg by Set
	3	YUAN Zhi	1	9	5	15	0.04
	4	ZHANG Chen	2	11	5	18	0.09
	6	LIANG Chunlong	7	22	17	46	0.30
	7	ZHONG Weijun	4	15	10	29	0.17
	8	CUI Jianjun	-	1	-	1	0.00
	11	GENG Xin	13	23	28	64	0.57
	13	KOU Zhichao	3	10	4	17	0.13
	14	XU Jingtao	9	24	14	47	0.39
	15	LI Runming	12	17	12	41	0.52
	16	REN Qi	-	-	1	1	0.00
	18	JI Daoshuai	1	1	3	5	0.04
	22	MAO Tianyi	1	1	2	4	0.04
	Team Totals			53	134	101	288

Scoring Service	No	Name	Aces	Faults	Serve Hits	Total Attempts	Avg by Set
	3	YUAN Zhi	5	12	34	51	0.22
	4	ZHANG Chen	6	3	73	82	0.26
	6	LIANG Chunlong	2	4	59	65	0.09
	7	ZHONG Weijun	3	14	60	77	0.13
	8	CUI Jianjun	1	1	6	8	0.04
	11	GENG Xin	2	4	67	73	0.09
	13	KOU Zhichao	6	17	37	60	0.26
	14	XU Jingtao	3	2	23	28	0.13
	15	LI Runming	4	13	39	56	0.17
	16	REN Qi	-	-	-	-	0.00
	18	JI Daoshuai	1	4	4	9	0.04
	22	MAO Tianyi	1	-	9	10	0.04
	Team Totals			34	74	411	519

Team	Opponent Errors & Team Faults	146	4
-------------	--	-----	---





Cumulative Statistics by Skills


스킬별 누적통계

CHN - China

AFTER 7 MATCHES

Non-Scoring Dig	No	Name	Digs	Faults	Receptions	Total Attempts	Avg by Set
	3	YUAN Zhi	-	5	34	39	0.00
	4	ZHANG Chen	3	5	16	24	0.13
	6	LIANG Chunlong	-	1	9	10	0.00
	7	ZHONG Weijun	-	10	25	35	0.00
	8	CUI Jianjun	-	1	5	6	0.00
	11	GENG Xin	-	8	8	16	0.00
	13	KOU Zhichao	2	2	8	12	0.09
	14	XU Jingtao	-	3	7	10	0.00
	15	LI Runming	3	14	31	48	0.13
	16	REN Qi	13	18	58	89	0.57
	18	JI Daoshuai	-	1	3	4	0.00
	22	MAO Tianyi	1	1	2	4	0.04
	Team Totals			22	69	206	297

Non-Scoring Set	No	Name	Running Sets	Faults	Still Sets	Total Attempts	Avg by Set
	3	YUAN Zhi	1	-	-	1	0.04
	4	ZHANG Chen	5	-	5	10	0.22
	6	LIANG Chunlong	3	1	7	11	0.13
	7	ZHONG Weijun	2	1	5	8	0.09
	8	CUI Jianjun	-	-	4	4	0.00
	11	GENG Xin	4	-	7	11	0.17
	13	KOU Zhichao	1	1	3	5	0.04
	14	XU Jingtao	2	-	-	2	0.09
	15	LI Runming	221	1	179	401	9.61
	16	REN Qi	6	1	18	25	0.26
	18	JI Daoshuai	-	-	-	-	0.00
	22	MAO Tianyi	30	-	37	67	1.30
	Team Totals			275	5	265	545

Non-Scoring Reception	No	Name	Excellents	Faults	Serve Receptions	Total Attempts	Succ %
	3	YUAN Zhi	1	1	2	4	25.00
	4	ZHANG Chen	59	4	76	139	42.45
	6	LIANG Chunlong	1	2	3	6	16.67
	7	ZHONG Weijun	41	4	66	111	36.94
	8	CUI Jianjun	11	-	9	20	55.00
	11	GENG Xin	1	-	3	4	25.00
	13	KOU Zhichao	-	-	-	-	0.00
	14	XU Jingtao	2	-	-	2	100.00
	15	LI Runming	1	-	-	1	100.00
	16	REN Qi	33	11	36	80	41.25
	18	JI Daoshuai	5	1	7	13	38.46
	22	MAO Tianyi	-	-	1	1	0.00
	Team Totals			155	23	203	381

LEGEND			
Avg	Eff%	Succ%	
Average	Efficiency	Success %	

Timing and Results provided by Tissot





Cumulative Statistics by Skills


스킬별 누적통계

IND - India

AFTER 7 MATCHES

Scoring Spike	No	Name	Spikes	Faults	Shots	Total Attempts	Eff %	
	1	GOVINDARAJAN RAMAKRISHNAN Vaishnav	39	-	22	61	63.93	
	3	MANDEEP Singh	7	6	14	27	3.70	
	4	RANJIT Singh	-	1	3	4	0.00	
	6	CHARLES Jerome Vinith	6	6	9	21	0.00	
	10	KHOIWAL Dilip	4	2	3	9	22.22	
	12	NAVJIT Singh	32	8	22	62	38.71	
	13	PRABAGARAN	73	27	38	138	33.33	
	14	SIVASUBRAMANIAN Kanagaraj	-	-	-	-	0.00	
	16	MOHAN Ukkrapandian	8	-	5	13	61.54	
	17	GURINDER Singh	68	24	72	164	26.83	
	18	MANIDURAI Naveen Raja Jacob	58	22	41	121	29.75	
	19	KATARIYA Lavmeet	26	4	12	42	52.38	
	Team Totals			321	100	241	662	33.38

Scoring Block	No	Name	Kill Blocks	Faults	Rebounds	Total Attempts	Avg by Set	
	1	GOVINDARAJAN RAMAKRISHNAN Vaishnav	14	28	20	62	0.56	
	3	MANDEEP Singh	3	5	1	9	0.12	
	4	RANJIT Singh	2	12	6	20	0.08	
	6	CHARLES Jerome Vinith	-	2	1	3	0.00	
	10	KHOIWAL Dilip	-	-	-	-	0.00	
	12	NAVJIT Singh	12	30	23	65	0.48	
	13	PRABAGARAN	10	19	16	45	0.40	
	14	SIVASUBRAMANIAN Kanagaraj	-	-	1	1	0.00	
	16	MOHAN Ukkrapandian	2	14	10	26	0.08	
	17	GURINDER Singh	3	18	17	38	0.12	
	18	MANIDURAI Naveen Raja Jacob	6	12	15	33	0.24	
	19	KATARIYA Lavmeet	7	11	14	32	0.28	
	Team Totals			59	151	124	334	2.36

Scoring Service	No	Name	Aces	Faults	Serve Hits	Total Attempts	Avg by Set	
	1	GOVINDARAJAN RAMAKRISHNAN Vaishnav	1	2	64	67	0.04	
	3	MANDEEP Singh	-	3	16	19	0.00	
	4	RANJIT Singh	1	3	33	37	0.04	
	6	CHARLES Jerome Vinith	-	4	4	8	0.00	
	10	KHOIWAL Dilip	-	4	3	7	0.00	
	12	NAVJIT Singh	3	3	75	81	0.12	
	13	PRABAGARAN	4	7	88	99	0.16	
	14	SIVASUBRAMANIAN Kanagaraj	-	-	-	-	0.00	
	16	MOHAN Ukkrapandian	2	5	67	74	0.08	
	17	GURINDER Singh	3	9	64	76	0.12	
	18	MANIDURAI Naveen Raja Jacob	3	12	53	68	0.12	
	19	KATARIYA Lavmeet	2	1	22	25	0.08	
	Team Totals			19	53	489	561	0.76

Team	Opponent Errors & Team Faults	160	2





Cumulative Statistics by Skills


스킬별 누적통계

IND - India

AFTER 7 MATCHES

Non-Scoring Dig	No	Name	Digs	Faults	Receptions	Total Attempts	Avg by Set
	1	GOVINDARAJAN RAMAKRISHNAN Vaishnav	-	6	6	12	0.00
	3	MANDEEP Singh	2	2	8	12	0.08
	4	RANJIT Singh	1	7	6	14	0.04
	6	CHARLES Jerome Vinith	-	1	2	3	0.00
	10	KHOIWAL Dilip	-	2	11	13	0.00
	12	NAVJIT Singh	1	4	12	17	0.04
	13	PRABAGARAN	2	13	42	57	0.08
	14	SIVASUBRAMANIAN Kanagaraj	11	31	67	109	0.44
	16	MOHAN Ukkrapandian	1	8	21	30	0.04
	17	GURINDER Singh	2	8	39	49	0.08
	18	MANIDURAI Naveen Raja Jacob	2	19	37	58	0.08
19	KATARIYA Lavmeet	-	-	4	4	0.00	
Team Totals			22	101	255	378	0.88

Non-Scoring Set	No	Name	Running Sets	Faults	Still Sets	Total Attempts	Avg by Set
	1	GOVINDARAJAN RAMAKRISHNAN Vaishnav	3	-	6	9	0.12
	3	MANDEEP Singh	-	-	3	3	0.00
	4	RANJIT Singh	91	2	105	198	3.64
	6	CHARLES Jerome Vinith	-	-	-	-	0.00
	10	KHOIWAL Dilip	-	-	1	1	0.00
	12	NAVJIT Singh	3	-	7	10	0.12
	13	PRABAGARAN	10	-	10	20	0.40
	14	SIVASUBRAMANIAN Kanagaraj	2	-	7	9	0.08
	16	MOHAN Ukkrapandian	190	2	177	369	7.60
	17	GURINDER Singh	1	-	4	5	0.04
	18	MANIDURAI Naveen Raja Jacob	-	-	5	5	0.00
19	KATARIYA Lavmeet	2	-	4	6	0.08	
Team Totals			302	4	329	635	12.08

Non-Scoring Reception	No	Name	Excellents	Faults	Serve Receptions	Total Attempts	Succ %
	1	GOVINDARAJAN RAMAKRISHNAN Vaishnav	-	-	1	1	0.00
	3	MANDEEP Singh	9	-	26	35	25.71
	4	RANJIT Singh	-	-	1	1	0.00
	6	CHARLES Jerome Vinith	-	-	-	-	0.00
	10	KHOIWAL Dilip	5	-	10	15	33.33
	12	NAVJIT Singh	1	-	1	2	50.00
	13	PRABAGARAN	71	5	73	149	47.65
	14	SIVASUBRAMANIAN Kanagaraj	50	11	55	116	43.10
	16	MOHAN Ukkrapandian	-	-	4	4	0.00
	17	GURINDER Singh	-	-	1	1	0.00
	18	MANIDURAI Naveen Raja Jacob	42	7	79	128	32.81
19	KATARIYA Lavmeet	-	-	1	1	0.00	
Team Totals			178	23	252	453	39.29

LEGEND			
Avg	Eff%	Succ%	
Average	Efficiency	Success %	

Timing and Results provided by Tissot





Cumulative Statistics by Skills


스킬별 누적통계

IRI - Iran

AFTER 7 MATCHES

Scoring Spike	No	Name	Spikes	Faults	Shots	Total Attempts	Eff %	
	1	MAHMOUDI KHATOUNABADI Shahram	90	24	48	162	40.74	
	2	EBADIPOUR GHARAHASSANLOU Milad	46	13	21	80	41.25	
	4	MAROUFLAKRANI Mirsaeid	12	4	6	22	36.36	
	5	GHAEMI Farhad	28	7	16	51	41.18	
	6	MOUSAVI ERAGHI Seyed Mohammad	23	4	5	32	59.38	
	7	FAYAZI DAMNABI Pourya	28	6	19	53	41.51	
	8	ZARIF AHANGARAN VARZANDEH Farhad	-	1	-	1	0.00	
	9	GHOLAMI Adel	19	2	6	27	62.96	
	10	GHAFOUR Amir	25	2	12	39	58.97	
	12	MIRZAJANPOURMOUZIRAJI Mojtaba	24	6	11	41	43.90	
	13	MAHDAVI Mehdi	7	1	2	10	60.00	
	15	TASHAKORI Armin	13	3	8	24	41.67	
	Team Totals			315	73	154	542	44.65

Scoring Block	No	Name	Kill Blocks	Faults	Rebounds	Total Attempts	Avg by Set	
	1	MAHMOUDI KHATOUNABADI Shahram	7	10	16	33	0.32	
	2	EBADIPOUR GHARAHASSANLOU Milad	3	8	4	15	0.14	
	4	MAROUFLAKRANI Mirsaeid	2	1	5	8	0.09	
	5	GHAEMI Farhad	2	18	5	25	0.09	
	6	MOUSAVI ERAGHI Seyed Mohammad	8	12	7	27	0.36	
	7	FAYAZI DAMNABI Pourya	2	5	8	15	0.09	
	8	ZARIF AHANGARAN VARZANDEH Farhad	-	-	-	-	0.00	
	9	GHOLAMI Adel	8	20	14	42	0.36	
	10	GHAFOUR Amir	6	7	6	19	0.27	
	12	MIRZAJANPOURMOUZIRAJI Mojtaba	-	11	4	15	0.00	
	13	MAHDAVI Mehdi	3	7	3	13	0.14	
	15	TASHAKORI Armin	4	14	14	32	0.18	
	Team Totals			45	113	86	244	2.05

Scoring Service	No	Name	Aces	Faults	Serve Hits	Total Attempts	Avg by Set	
	1	MAHMOUDI KHATOUNABADI Shahram	4	7	45	56	0.18	
	2	EBADIPOUR GHARAHASSANLOU Milad	5	10	36	51	0.23	
	4	MAROUFLAKRANI Mirsaeid	1	8	49	58	0.05	
	5	GHAEMI Farhad	10	12	47	69	0.45	
	6	MOUSAVI ERAGHI Seyed Mohammad	4	3	27	34	0.18	
	7	FAYAZI DAMNABI Pourya	5	11	12	28	0.23	
	8	ZARIF AHANGARAN VARZANDEH Farhad	-	-	-	-	0.00	
	9	GHOLAMI Adel	6	10	50	66	0.27	
	10	GHAFOUR Amir	5	6	21	32	0.23	
	12	MIRZAJANPOURMOUZIRAJI Mojtaba	1	6	27	34	0.05	
	13	MAHDAVI Mehdi	2	1	59	62	0.09	
	15	TASHAKORI Armin	4	7	32	43	0.18	
	Team Totals			47	81	405	533	2.14

Team	Opponent Errors & Team Faults	141	3
------	-------------------------------	-----	---





Cumulative Statistics by Skills


스킬별 누적통계

IRI - Iran

AFTER 7 MATCHES

Non-Scoring Dig	No	Name	Digs	Faults	Receptions	Total Attempts	Avg by Set	
	1	MAHMOUDI KHATOUNABADI Shahram	-	5	23	28	0.00	
	2	EBADIPOUR GHARAHASSANLOU Milad	3	8	18	29	0.14	
	4	MAROUFLAKRANI Mirsaeid	1	5	20	26	0.05	
	5	GHAEMI Farhad	2	2	26	30	0.09	
	6	MOUSAVI ERAGHI Seyed Mohammad	1	4	4	9	0.05	
	7	FAYAZI DAMNABI Pourya	2	4	16	22	0.09	
	8	ZARIF AHANGARAN VARZANDEH Farhad	12	15	53	80	0.55	
	9	GHOLAMI Adel	1	1	11	13	0.05	
	10	GHAFOUR Amir	1	3	9	13	0.05	
	12	MIRZAJANPOURMOUZIRAJI Mojtaba	-	3	14	17	0.00	
	13	MAHDAVI Mehdi	2	3	16	21	0.09	
	15	TASHAKORI Armin	-	2	5	7	0.00	
	Team Totals			25	55	215	295	1.14

Non-Scoring Set	No	Name	Running Sets	Faults	Still Sets	Total Attempts	Avg by Set	
	1	MAHMOUDI KHATOUNABADI Shahram	1	-	3	4	0.05	
	2	EBADIPOUR GHARAHASSANLOU Milad	1	-	3	4	0.05	
	4	MAROUFLAKRANI Mirsaeid	144	-	74	218	6.55	
	5	GHAEMI Farhad	4	-	6	10	0.18	
	6	MOUSAVI ERAGHI Seyed Mohammad	1	-	4	5	0.05	
	7	FAYAZI DAMNABI Pourya	3	-	8	11	0.14	
	8	ZARIF AHANGARAN VARZANDEH Farhad	6	-	22	28	0.27	
	9	GHOLAMI Adel	-	-	11	11	0.00	
	10	GHAFOUR Amir	5	-	2	7	0.23	
	12	MIRZAJANPOURMOUZIRAJI Mojtaba	-	-	1	1	0.00	
	13	MAHDAVI Mehdi	116	1	83	200	5.27	
	15	TASHAKORI Armin	2	-	2	4	0.09	
	Team Totals			283	1	219	503	12.86

Non-Scoring Reception	No	Name	Excellents	Faults	Serve Receptions	Total Attempts	Succ %	
	1	MAHMOUDI KHATOUNABADI Shahram	-	1	-	1	0.00	
	2	EBADIPOUR GHARAHASSANLOU Milad	41	4	41	86	47.67	
	4	MAROUFLAKRANI Mirsaeid	-	-	1	1	0.00	
	5	GHAEMI Farhad	43	4	33	80	53.75	
	6	MOUSAVI ERAGHI Seyed Mohammad	-	-	1	1	0.00	
	7	FAYAZI DAMNABI Pourya	16	1	28	45	35.56	
	8	ZARIF AHANGARAN VARZANDEH Farhad	59	5	38	102	57.84	
	9	GHOLAMI Adel	1	1	3	5	20.00	
	10	GHAFOUR Amir	-	-	-	-	0.00	
	12	MIRZAJANPOURMOUZIRAJI Mojtaba	5	3	12	20	25.00	
	13	MAHDAVI Mehdi	-	-	-	-	0.00	
	15	TASHAKORI Armin	-	1	-	1	0.00	
	Team Totals			165	20	157	342	48.25

LEGEND			
Avg	Eff%	Succ%	
Average	Efficiency	Success %	

Timing and Results provided by Tissot





Cumulative Statistics by Skills


스킬별 누적통계

JPN - Japan

AFTER 7 MATCHES

Scoring Spike	No	Name	Spikes	Faults	Shots	Total Attempts	Eff %	
	1	SHIMIZU Kunihiro	79	35	41	155	28.39	
	6	UCHIYAMA Shohei	-	-	2	2	0.00	
	7	KOSHIKAWA Yu	93	20	58	171	42.69	
	8	TSUBAKIYAMA Ryosuke	18	6	13	37	32.43	
	11	YANAGIDA Masahiro	4	-	1	5	80.00	
	12	YAMAUCHI Akihiro	22	4	11	37	48.65	
	13	FUKATSU Hideomi	2	1	-	3	33.33	
	14	ISHIKAWA Yuki	37	15	15	67	32.84	
	16	DEKITA Takashi	36	5	13	54	57.41	
	17	NAGANO Takeshi	-	-	-	-	0.00	
	18	YONEYAMA Yuta	33	12	29	74	28.38	
	19	FUSHIMI Yamato	5	1	3	9	44.44	
	Team Totals			329	99	186	614	37.46

Scoring Block	No	Name	Kill Blocks	Faults	Rebounds	Total Attempts	Avg by Set	
	1	SHIMIZU Kunihiro	6	11	12	29	0.24	
	6	UCHIYAMA Shohei	-	1	3	4	0.00	
	7	KOSHIKAWA Yu	6	29	16	51	0.24	
	8	TSUBAKIYAMA Ryosuke	2	3	5	10	0.08	
	11	YANAGIDA Masahiro	-	-	1	1	0.00	
	12	YAMAUCHI Akihiro	20	18	26	64	0.80	
	13	FUKATSU Hideomi	6	13	15	34	0.24	
	14	ISHIKAWA Yuki	3	7	3	13	0.12	
	16	DEKITA Takashi	11	19	23	53	0.44	
	17	NAGANO Takeshi	-	-	-	-	0.00	
	18	YONEYAMA Yuta	2	7	9	18	0.08	
	19	FUSHIMI Yamato	-	5	-	5	0.00	
	Team Totals			56	113	113	282	2.24

Scoring Service	No	Name	Aces	Faults	Serve Hits	Total Attempts	Avg by Set	
	1	SHIMIZU Kunihiro	4	15	49	68	0.16	
	6	UCHIYAMA Shohei	-	-	3	3	0.00	
	7	KOSHIKAWA Yu	21	21	67	109	0.84	
	8	TSUBAKIYAMA Ryosuke	1	3	15	19	0.04	
	11	YANAGIDA Masahiro	1	10	13	24	0.04	
	12	YAMAUCHI Akihiro	3	8	55	66	0.12	
	13	FUKATSU Hideomi	2	6	94	102	0.08	
	14	ISHIKAWA Yuki	7	14	33	54	0.28	
	16	DEKITA Takashi	2	3	73	78	0.08	
	17	NAGANO Takeshi	-	-	-	-	0.00	
	18	YONEYAMA Yuta	1	7	49	57	0.04	
	19	FUSHIMI Yamato	-	1	6	7	0.00	
	Team Totals			42	88	457	587	1.68

Team	Opponent Errors & Team Faults	171	2
------	-------------------------------	-----	---





Cumulative Statistics by Skills


스킬별 누적통계

JPN - Japan

AFTER 7 MATCHES

Non-Scoring Dig	No	Name	Digs	Faults	Receptions	Total Attempts	Avg by Set	
	1	SHIMIZU Kunihiro	2	7	26	35	0.08	
	6	UCHIYAMA Shohei	-	-	2	2	0.00	
	7	KOSHIKAWA Yu	6	14	37	57	0.24	
	8	TSUBAKIYAMA Ryosuke	-	1	8	9	0.00	
	11	YANAGIDA Masahiro	-	5	2	7	0.00	
	12	YAMAUCHI Akihiro	-	2	7	9	0.00	
	13	FUKATSU Hideomi	8	12	36	56	0.32	
	14	ISHIKAWA Yuki	2	3	19	24	0.08	
	16	DEKITA Takashi	2	5	11	18	0.08	
	17	NAGANO Takeshi	10	16	70	96	0.40	
	18	YONEYAMA Yuta	1	10	20	31	0.04	
	19	FUSHIMI Yamato	-	-	1	1	0.00	
	Team Totals			31	75	239	345	1.24

Non-Scoring Set	No	Name	Running Sets	Faults	Still Sets	Total Attempts	Avg by Set	
	1	SHIMIZU Kunihiro	-	1	4	5	0.00	
	6	UCHIYAMA Shohei	19	1	12	32	0.76	
	7	KOSHIKAWA Yu	6	-	8	14	0.24	
	8	TSUBAKIYAMA Ryosuke	1	-	1	2	0.04	
	11	YANAGIDA Masahiro	-	-	-	-	0.00	
	12	YAMAUCHI Akihiro	-	-	1	1	0.00	
	13	FUKATSU Hideomi	275	1	214	490	11.00	
	14	ISHIKAWA Yuki	4	1	1	6	0.16	
	16	DEKITA Takashi	-	-	-	-	0.00	
	17	NAGANO Takeshi	8	-	25	33	0.32	
	18	YONEYAMA Yuta	7	-	12	19	0.28	
	19	FUSHIMI Yamato	-	-	-	-	0.00	
	Team Totals			320	4	278	602	12.80

Non-Scoring Reception	No	Name	Excellents	Faults	Serve Receptions	Total Attempts	Succ %	
	1	SHIMIZU Kunihiro	-	-	-	-	0.00	
	6	UCHIYAMA Shohei	-	-	-	-	0.00	
	7	KOSHIKAWA Yu	25	2	32	59	42.37	
	8	TSUBAKIYAMA Ryosuke	-	-	-	-	0.00	
	11	YANAGIDA Masahiro	-	-	2	2	0.00	
	12	YAMAUCHI Akihiro	-	-	3	3	0.00	
	13	FUKATSU Hideomi	-	-	1	1	0.00	
	14	ISHIKAWA Yuki	29	5	43	77	37.66	
	16	DEKITA Takashi	-	-	1	1	0.00	
	17	NAGANO Takeshi	76	3	46	125	60.80	
	18	YONEYAMA Yuta	55	5	59	119	46.22	
	19	FUSHIMI Yamato	-	-	-	-	0.00	
	Team Totals			185	15	187	387	47.80

LEGEND			
Avg	Eff%	Succ%	
Average	Efficiency	Success %	

Timing and Results provided by Tissot





Cumulative Statistics by Skills


스킬별 누적통계

KOR - Republic of Korea

AFTER 7 MATCHES

Scoring Spike	No	Name	Spikes	Faults	Shots	Total Attempts	Eff %	
	1	SONG Myunggeun	17	6	6	29	37.93	
	2	HAN Sunsoo	-	1	1	2	0.00	
	4	SHIN Yungsuk	28	10	11	49	36.73	
	6	LEE Mingyu	-	-	1	1	0.00	
	8	PARK Sangha	40	7	17	64	51.56	
	9	KWAK Seungsuk	49	14	26	89	39.33	
	10	BU Yongchan	-	-	-	-	0.00	
	11	CHOI Minho	11	2	4	17	52.94	
	12	JEON Kwangin	78	32	21	131	35.11	
	13	PARK Chulwoo	65	32	27	124	26.61	
	17	SEO Jaeduck	42	18	23	83	28.92	
	19	JEONG Minsu	-	-	-	-	0.00	
	Team Totals			330	122	137	589	35.31

Scoring Block	No	Name	Kill Blocks	Faults	Rebounds	Total Attempts	Avg by Set	
	1	SONG Myunggeun	1	-	1	2	0.04	
	2	HAN Sunsoo	3	12	7	22	0.13	
	4	SHIN Yungsuk	6	12	24	42	0.25	
	6	LEE Mingyu	2	2	2	6	0.08	
	8	PARK Sangha	12	19	20	51	0.50	
	9	KWAK Seungsuk	5	10	8	23	0.21	
	10	BU Yongchan	-	-	-	-	0.00	
	11	CHOI Minho	6	7	3	16	0.25	
	12	JEON Kwangin	7	18	11	36	0.29	
	13	PARK Chulwoo	6	15	11	32	0.25	
	17	SEO Jaeduck	2	7	2	11	0.08	
	19	JEONG Minsu	-	-	-	-	0.00	
	Team Totals			50	102	89	241	2.08

Scoring Service	No	Name	Aces	Faults	Serve Hits	Total Attempts	Avg by Set	
	1	SONG Myunggeun	-	7	11	18	0.00	
	2	HAN Sunsoo	3	13	62	78	0.13	
	4	SHIN Yungsuk	6	5	65	76	0.25	
	6	LEE Mingyu	1	2	20	23	0.04	
	8	PARK Sangha	2	8	88	98	0.08	
	9	KWAK Seungsuk	3	20	66	89	0.13	
	10	BU Yongchan	-	-	-	-	0.00	
	11	CHOI Minho	1	5	41	47	0.04	
	12	JEON Kwangin	5	21	33	59	0.21	
	13	PARK Chulwoo	2	16	26	44	0.08	
	17	SEO Jaeduck	2	13	22	37	0.08	
	19	JEONG Minsu	-	-	-	-	0.00	
	Team Totals			25	110	434	569	1.04

Team	Opponent Errors & Team Faults	166	2
-------------	--	-----	---





Cumulative Statistics by Skills


스킬별 누적통계

KOR - Republic of Korea

AFTER 7 MATCHES

Non-Scoring Dig	No	Name	Digs	Faults	Receptions	Total Attempts	Avg by Set	
	1	SONG Myunggeun	-	4	3	7	0.00	
	2	HAN Sunsoo	10	8	15	33	0.42	
	4	SHIN Yungsuk	1	4	12	17	0.04	
	6	LEE Mingyu	1	3	3	7	0.04	
	8	PARK Sangha	3	3	9	15	0.13	
	9	KWAK Seungsuk	3	14	36	53	0.13	
	10	BU Yongchan	9	17	14	40	0.38	
	11	CHOI Minho	2	2	3	7	0.08	
	12	JEON Kwangin	7	5	30	42	0.29	
	13	PARK Chulwoo	6	5	14	25	0.25	
	17	SEO Jaeduck	4	5	12	21	0.17	
	19	JEONG Minsu	1	4	14	19	0.04	
	Team Totals			47	74	165	286	1.96

Non-Scoring Set	No	Name	Running Sets	Faults	Still Sets	Total Attempts	Avg by Set	
	1	SONG Myunggeun	1	-	2	3	0.04	
	2	HAN Sunsoo	256	2	181	439	10.67	
	4	SHIN Yungsuk	3	-	4	7	0.13	
	6	LEE Mingyu	30	-	29	59	1.25	
	8	PARK Sangha	3	1	8	12	0.13	
	9	KWAK Seungsuk	5	-	7	12	0.21	
	10	BU Yongchan	5	-	7	12	0.21	
	11	CHOI Minho	1	-	1	2	0.04	
	12	JEON Kwangin	3	-	4	7	0.13	
	13	PARK Chulwoo	3	-	4	7	0.13	
	17	SEO Jaeduck	6	-	-	6	0.25	
	19	JEONG Minsu	4	-	8	12	0.17	
	Team Totals			320	3	255	578	13.33

Non-Scoring Reception	No	Name	Excellents	Faults	Serve Receptions	Total Attempts	Succ %	
	1	SONG Myunggeun	4	1	2	7	57.14	
	2	HAN Sunsoo	-	2	1	3	0.00	
	4	SHIN Yungsuk	1	-	2	3	33.33	
	6	LEE Mingyu	-	-	-	-	0.00	
	8	PARK Sangha	3	-	2	5	60.00	
	9	KWAK Seungsuk	116	9	129	254	45.67	
	10	BU Yongchan	5	-	-	5	100.00	
	11	CHOI Minho	-	-	1	1	0.00	
	12	JEON Kwangin	25	2	15	42	59.52	
	13	PARK Chulwoo	-	-	-	-	0.00	
	17	SEO Jaeduck	1	-	3	4	25.00	
	19	JEONG Minsu	62	9	30	101	61.39	
	Team Totals			217	23	185	425	51.06

LEGEND			
Avg	Eff%	Succ%	
Average	Efficiency	Success %	

Timing and Results provided by Tissot





Cumulative Statistics by Skills


스킬별 누적통계

KUW - Kuwait

AFTER 7 MATCHES

Scoring Spike	No	Name	Spikes	Faults	Shots	Total Attempts	Eff %	
	1	MANSOUR Abdullah	72	28	65	165	26.67	
	2	BAHAROH Mousa	-	-	-	-	0.00	
	4	ALKHAREEF Abdulaziz	1	1	1	3	0.00	
	5	SAYAH Ali	-	-	-	-	0.00	
	6	ABDULMAJIEID Sultan	56	34	59	149	14.77	
	7	ALSALIM Amer	34	13	23	70	30.00	
	11	ALBANNA Mohammad	18	5	17	40	32.50	
	13	DASHTI Naser	-	-	1	1	0.00	
	14	ALI Abdullah	-	-	-	-	0.00	
	15	ALKAZIMI Zaid	3	1	4	8	25.00	
	17	ALOTAIBI Abdulrahman	79	30	64	173	28.32	
	18	SALEEM Abdulaziz	-	-	-	-	0.00	
	Team Totals			263	112	234	609	24.79

Scoring Block	No	Name	Kill Blocks	Faults	Rebounds	Total Attempts	Avg by Set	
	1	MANSOUR Abdullah	4	17	13	34	0.17	
	2	BAHAROH Mousa	-	1	-	1	0.00	
	4	ALKHAREEF Abdulaziz	-	1	-	1	0.00	
	5	SAYAH Ali	-	-	-	-	0.00	
	6	ABDULMAJIEID Sultan	7	11	16	34	0.30	
	7	ALSALIM Amer	20	38	32	90	0.87	
	11	ALBANNA Mohammad	6	30	20	56	0.26	
	13	DASHTI Naser	-	1	2	3	0.00	
	14	ALI Abdullah	-	-	-	-	0.00	
	15	ALKAZIMI Zaid	-	7	8	15	0.00	
	17	ALOTAIBI Abdulrahman	3	17	9	29	0.13	
	18	SALEEM Abdulaziz	-	-	-	-	0.00	
	Team Totals			40	123	100	263	1.74

Scoring Service	No	Name	Aces	Faults	Serve Hits	Total Attempts	Avg by Set	
	1	MANSOUR Abdullah	3	7	86	96	0.13	
	2	BAHAROH Mousa	-	2	3	5	0.00	
	4	ALKHAREEF Abdulaziz	-	-	1	1	0.00	
	5	SAYAH Ali	-	-	-	-	0.00	
	6	ABDULMAJIEID Sultan	2	11	65	78	0.09	
	7	ALSALIM Amer	8	6	65	79	0.35	
	11	ALBANNA Mohammad	5	25	36	66	0.22	
	13	DASHTI Naser	-	-	1	1	0.00	
	14	ALI Abdullah	-	1	1	2	0.00	
	15	ALKAZIMI Zaid	2	6	67	75	0.09	
	17	ALOTAIBI Abdulrahman	3	8	54	65	0.13	
	18	SALEEM Abdulaziz	-	-	-	-	0.00	
	Team Totals			23	66	379	468	1.00

Team	Opponent Errors & Team Faults	138	5
-------------	--	-----	---





Cumulative Statistics by Skills


스킬별 누적통계

KUW - Kuwait

AFTER 7 MATCHES

Non-Scoring Dig	No	Name	Digs	Faults	Receptions	Total Attempts	Avg by Set	
	1	MANSOUR Abdullah	4	12	34	50	0.17	
	2	BAHAROH Mousa	-	1	1	2	0.00	
	4	ALKHAREEF Abdulaziz	-	1	1	2	0.00	
	5	SAYAH Ali	-	4	2	6	0.00	
	6	ABDULMAJIIID Sultan	4	7	37	48	0.17	
	7	ALSALIM Amer	-	4	12	16	0.00	
	11	ALBANNA Mohammad	-	3	13	16	0.00	
	13	DASHTI Naser	-	-	1	1	0.00	
	14	ALI Abdullah	-	4	3	7	0.00	
	15	ALKAZIMI Zaid	-	12	32	44	0.00	
	17	ALOTAIBI Abdulrahman	2	12	35	49	0.09	
	18	SALEEM Abdulaziz	7	28	55	90	0.30	
	Team Totals			17	88	226	331	0.74

Non-Scoring Set	No	Name	Running Sets	Faults	Still Sets	Total Attempts	Avg by Set	
	1	MANSOUR Abdullah	10	1	10	21	0.43	
	2	BAHAROH Mousa	17	-	24	41	0.74	
	4	ALKHAREEF Abdulaziz	-	-	1	1	0.00	
	5	SAYAH Ali	-	-	-	-	0.00	
	6	ABDULMAJIIID Sultan	-	2	8	10	0.00	
	7	ALSALIM Amer	4	-	13	17	0.17	
	11	ALBANNA Mohammad	5	-	8	13	0.22	
	13	DASHTI Naser	-	-	1	1	0.00	
	14	ALI Abdullah	-	-	-	-	0.00	
	15	ALKAZIMI Zaid	203	7	241	451	8.83	
	17	ALOTAIBI Abdulrahman	4	-	11	15	0.17	
	18	SALEEM Abdulaziz	10	-	21	31	0.43	
	Team Totals			253	10	338	601	11.00

Non-Scoring Reception	No	Name	Excellents	Faults	Serve Receptions	Total Attempts	Succ %	
	1	MANSOUR Abdullah	44	9	116	169	26.04	
	2	BAHAROH Mousa	-	-	-	-	0.00	
	4	ALKHAREEF Abdulaziz	2	1	4	7	28.57	
	5	SAYAH Ali	3	-	4	7	42.86	
	6	ABDULMAJIIID Sultan	-	-	1	1	0.00	
	7	ALSALIM Amer	-	1	5	6	0.00	
	11	ALBANNA Mohammad	1	-	3	4	25.00	
	13	DASHTI Naser	-	-	-	-	0.00	
	14	ALI Abdullah	6	2	8	16	37.50	
	15	ALKAZIMI Zaid	1	-	2	3	33.33	
	17	ALOTAIBI Abdulrahman	45	11	72	128	35.16	
	18	SALEEM Abdulaziz	49	2	58	109	44.95	
	Team Totals			151	26	273	450	33.56

LEGEND			
Avg	Eff%	Succ%	
Average	Efficiency	Success %	

Timing and Results provided by Tissot





Cumulative Statistics by Skills


스킬별 누적통계

QAT - Qatar

AFTER 7 MATCHES

Scoring Spike	No	Name	Spikes	Faults	Shots	Total Attempts	Eff %
	2	MOHAMED Jumah	35	9	38	82	31.71
	3	STEVANOVIC Milos	1	2	4	7	0.00
	4	RIBERO Renan	22	9	21	52	25.00
	5	SAAD Sulaiman	-	-	1	1	0.00
	6	CHIGBO John	53	10	27	90	47.78
	9	BAIRAMI Ali	9	3	5	17	35.29
	10	SADIKH Ndir	53	16	57	126	29.37
	11	DIAB Ahmad	5	2	5	12	25.00
	12	HAMMAD Mubarak	57	26	62	145	21.38
	15	ABUWATFA Mohammed	3	1	2	6	33.33
	16	IBRAHIM Ibrahim	32	6	24	62	41.94
	19	EBRAHIM Mohammed	3	-	2	5	60.00
	Team Totals			273	84	248	605

Scoring Block	No	Name	Kill Blocks	Faults	Rebounds	Total Attempts	Avg by Set
	2	MOHAMED Jumah	8	11	10	29	0.36
	3	STEVANOVIC Milos	6	6	10	22	0.27
	4	RIBERO Renan	7	7	8	22	0.32
	5	SAAD Sulaiman	-	-	-	-	0.00
	6	CHIGBO John	11	20	20	51	0.50
	9	BAIRAMI Ali	1	2	1	4	0.05
	10	SADIKH Ndir	6	11	17	34	0.27
	11	DIAB Ahmad	2	7	7	16	0.09
	12	HAMMAD Mubarak	14	23	13	50	0.64
	15	ABUWATFA Mohammed	1	6	1	8	0.05
	16	IBRAHIM Ibrahim	22	28	9	59	1.00
	19	EBRAHIM Mohammed	-	-	-	-	0.00
	Team Totals			78	121	96	295

Scoring Service	No	Name	Aces	Faults	Serve Hits	Total Attempts	Avg by Set
	2	MOHAMED Jumah	2	8	52	62	0.09
	3	STEVANOVIC Milos	7	13	55	75	0.32
	4	RIBERO Renan	-	-	37	37	0.00
	5	SAAD Sulaiman	-	-	-	-	0.00
	6	CHIGBO John	3	5	85	93	0.14
	9	BAIRAMI Ali	1	4	23	28	0.05
	10	SADIKH Ndir	1	7	41	49	0.05
	11	DIAB Ahmad	-	1	7	8	0.00
	12	HAMMAD Mubarak	5	8	46	59	0.23
	15	ABUWATFA Mohammed	2	6	25	33	0.09
	16	IBRAHIM Ibrahim	5	12	45	62	0.23
	19	EBRAHIM Mohammed	-	1	1	2	0.00
	Team Totals			26	65	417	508

Team	Opponent Errors & Team Faults	134	4
------	-------------------------------	-----	---





Cumulative Statistics by Skills


스킬별 누적통계

QAT - Qatar

AFTER 7 MATCHES

Non-Scoring Dig	No	Name	Digs	Faults	Receptions	Total Attempts	Avg by Set
	2	MOHAMED Jumah	9	9	28	46	0.41
	3	STEVANOVIC Milos	4	10	31	45	0.18
	4	RIBERO Renan	3	4	15	22	0.14
	5	SAAD Sulaiman	25	28	39	92	1.14
	6	CHIGBO John	4	3	12	19	0.18
	9	BAIRAMI Ali	1	5	5	11	0.05
	10	SADIKH Ndir	1	7	33	41	0.05
	11	DIAB Ahmad	-	1	2	3	0.00
	12	HAMMAD Mubarak	3	6	17	26	0.14
	15	ABUWATFA Mohammed	1	6	16	23	0.05
	16	IBRAHIM Ibrahim	1	5	12	18	0.05
	19	EBRAHIM Mohammed	-	1	-	1	0.00
	Team Totals			52	85	210	347

Non-Scoring Set	No	Name	Running Sets	Faults	Still Sets	Total Attempts	Avg by Set
	2	MOHAMED Jumah	1	-	9	10	0.05
	3	STEVANOVIC Milos	176	5	195	376	8.00
	4	RIBERO Renan	1	1	3	5	0.05
	5	SAAD Sulaiman	16	-	31	47	0.73
	6	CHIGBO John	1	-	5	6	0.05
	9	BAIRAMI Ali	1	-	1	2	0.05
	10	SADIKH Ndir	3	-	8	11	0.14
	11	DIAB Ahmad	-	-	1	1	0.00
	12	HAMMAD Mubarak	-	-	3	3	0.00
	15	ABUWATFA Mohammed	57	3	62	122	2.59
	16	IBRAHIM Ibrahim	2	-	4	6	0.09
	19	EBRAHIM Mohammed	-	-	-	-	0.00
	Team Totals			258	9	322	589

Non-Scoring Reception	No	Name	Excellents	Faults	Serve Receptions	Total Attempts	Succ %
	2	MOHAMED Jumah	37	3	54	94	39.36
	3	STEVANOVIC Milos	-	1	1	2	0.00
	4	RIBERO Renan	26	1	27	54	48.15
	5	SAAD Sulaiman	87	7	56	150	58.00
	6	CHIGBO John	-	-	1	1	0.00
	9	BAIRAMI Ali	4	2	14	20	20.00
	10	SADIKH Ndir	21	4	59	84	25.00
	11	DIAB Ahmad	-	-	-	-	0.00
	12	HAMMAD Mubarak	-	-	-	-	0.00
	15	ABUWATFA Mohammed	-	-	-	-	0.00
	16	IBRAHIM Ibrahim	-	-	2	2	0.00
	19	EBRAHIM Mohammed	-	-	-	-	0.00
	Team Totals			175	18	214	407

LEGEND			
Avg	Eff%	Succ%	
Average	Efficiency	Success %	

Timing and Results provided by Tissot





Cumulative Statistics by Skills


스킬별 누적통계

THA - Thailand

AFTER 7 MATCHES

Scoring Spike	No	Name	Spikes	Faults	Shots	Total Attempts	Eff %	
	1	RAKSAKAEW Jirayu	98	38	58	194	30.93	
	2	VAENPRADAB Montri	6	1	4	11	45.45	
	3	NANBOON Kon	-	1	2	3	0.00	
	7	SILAPASRON Kanit	4	3	-	7	14.29	
	9	SRI UTTHAWONG Kittikun	78	25	45	148	35.81	
	10	NAMKHUNTHOD Kittinon	30	9	13	52	40.38	
	12	WATTANA Yossapol	3	-	-	3	100.00	
	13	SUKSALA Wutthichai	5	2	1	8	37.50	
	14	SOMKANE Kitsada	72	20	30	122	42.62	
	16	NAKPRASONG Teerasak	14	1	7	22	59.09	
	17	CHAROENSUK Saranchit	7	2	4	13	38.46	
	18	PHUANGLIB Montri	-	-	-	-	0.00	
	Team Totals			317	102	164	583	36.88

Scoring Block	No	Name	Kill Blocks	Faults	Rebounds	Total Attempts	Avg by Set	
	1	RAKSAKAEW Jirayu	10	12	12	34	0.43	
	2	VAENPRADAB Montri	1	6	9	16	0.04	
	3	NANBOON Kon	-	-	-	-	0.00	
	7	SILAPASRON Kanit	1	1	-	2	0.04	
	9	SRI UTTHAWONG Kittikun	9	14	12	35	0.39	
	10	NAMKHUNTHOD Kittinon	12	24	18	54	0.52	
	12	WATTANA Yossapol	-	-	-	-	0.00	
	13	SUKSALA Wutthichai	2	3	1	6	0.09	
	14	SOMKANE Kitsada	2	19	9	30	0.09	
	16	NAKPRASONG Teerasak	2	23	11	36	0.09	
	17	CHAROENSUK Saranchit	1	16	6	23	0.04	
	18	PHUANGLIB Montri	-	-	1	1	0.00	
	Team Totals			40	118	79	237	1.74

Scoring Service	No	Name	Aces	Faults	Serve Hits	Total Attempts	Avg by Set	
	1	RAKSAKAEW Jirayu	4	25	45	74	0.17	
	2	VAENPRADAB Montri	-	5	23	28	0.00	
	3	NANBOON Kon	-	2	1	3	0.00	
	7	SILAPASRON Kanit	-	3	4	7	0.00	
	9	SRI UTTHAWONG Kittikun	2	11	66	79	0.09	
	10	NAMKHUNTHOD Kittinon	4	5	66	75	0.17	
	12	WATTANA Yossapol	-	1	11	12	0.00	
	13	SUKSALA Wutthichai	1	2	1	4	0.04	
	14	SOMKANE Kitsada	8	30	51	89	0.35	
	16	NAKPRASONG Teerasak	5	3	61	69	0.22	
	17	CHAROENSUK Saranchit	1	4	71	76	0.04	
	18	PHUANGLIB Montri	-	-	-	-	0.00	
	Team Totals			25	91	400	516	1.09

Team	Opponent Errors & Team Faults	135	5
-------------	--	-----	---





Cumulative Statistics by Skills


스킬별 누적통계

THA - Thailand

AFTER 7 MATCHES

Non-Scoring Dig	No	Name	Digs	Faults	Receptions	Total Attempts	Avg by Set	
	1	RAKSAKAEW Jirayu	2	8	21	31	0.09	
	2	VAENPRADAB Montri	-	1	6	7	0.00	
	3	NANBOON Kon	-	-	-	-	0.00	
	7	SILAPASRON Kanit	-	2	-	2	0.00	
	9	SRI UTTHAWONG Kittikun	-	6	28	34	0.00	
	10	NAMKHUNTHOD Kittinon	1	4	13	18	0.04	
	12	WATTANA Yossapol	-	1	2	3	0.00	
	13	SUKSALA Wutthichai	-	-	1	1	0.00	
	14	SOMKANE Kitsada	4	10	34	48	0.17	
	16	NAKPRASONG Teerasak	-	7	15	22	0.00	
	17	CHAROENSUK Saranchit	4	12	34	50	0.17	
	18	PHUANGLIB Montri	5	20	53	78	0.22	
	Team Totals			16	71	207	294	0.70

Non-Scoring Set	No	Name	Running Sets	Faults	Still Sets	Total Attempts	Avg by Set	
	1	RAKSAKAEW Jirayu	1	-	2	3	0.04	
	2	VAENPRADAB Montri	2	-	2	4	0.09	
	3	NANBOON Kon	-	-	1	1	0.00	
	7	SILAPASRON Kanit	-	-	-	-	0.00	
	9	SRI UTTHAWONG Kittikun	2	1	2	5	0.09	
	10	NAMKHUNTHOD Kittinon	5	-	3	8	0.22	
	12	WATTANA Yossapol	23	1	21	45	1.00	
	13	SUKSALA Wutthichai	-	-	1	1	0.00	
	14	SOMKANE Kitsada	4	-	4	8	0.17	
	16	NAKPRASONG Teerasak	6	-	6	12	0.26	
	17	CHAROENSUK Saranchit	243	3	201	447	10.57	
	18	PHUANGLIB Montri	8	1	18	27	0.35	
	Team Totals			294	6	261	561	12.78

Non-Scoring Reception	No	Name	Excellents	Faults	Serve Receptions	Total Attempts	Succ %	
	1	RAKSAKAEW Jirayu	1	1	1	3	33.33	
	2	VAENPRADAB Montri	-	-	-	-	0.00	
	3	NANBOON Kon	1	-	6	7	14.29	
	7	SILAPASRON Kanit	-	-	-	-	0.00	
	9	SRI UTTHAWONG Kittikun	22	8	70	100	22.00	
	10	NAMKHUNTHOD Kittinon	1	1	-	2	50.00	
	12	WATTANA Yossapol	-	-	-	-	0.00	
	13	SUKSALA Wutthichai	-	-	-	-	0.00	
	14	SOMKANE Kitsada	80	5	117	202	39.60	
	16	NAKPRASONG Teerasak	-	-	2	2	0.00	
	17	CHAROENSUK Saranchit	-	-	1	1	0.00	
	18	PHUANGLIB Montri	42	3	55	100	42.00	
	Team Totals			147	18	252	417	35.25

LEGEND			
Avg	Eff%	Succ%	
Average	Efficiency	Success %	

Timing and Results provided by Tissot