



Match No.: 4

Start List

출전선수 목록

TPE vs QAT

P1

First Referee: TANO Toshihiko (JPN)

Second Referee: BOONSIROJ Prasertsak (THA)

TPE - Chinese Taipei Uniform colour:

No.	C/L	Name	Shirt Name	Height m / ft in	Weight kg / lbs	Highest Reach		Date of Birth	Tournament Totals					
						Spike cm	Block cm		Spike	Block	Serve	Total	%	
2		CHANG Liang Hao	CHANG L.H.	1.94/6'4"	86/190	330	310	7 JUL 1994						
3		LI Chia Hsuan	LI C.H.	1.72/5'8"	72/159	295	285	6 SEP 1993						
6		HUANG Chun Ching	HUANG C.C.	1.95/6'5"	91/201	310	300	22 MAR 1993						
7		LIU Hung Min	LIU H.M.	1.88/6'2"	85/187	330	310	10 NOV 1993						
9		CHIANG Tien Yu	CHIANG T.Y.	1.96/6'5"	103/227	330	320	7 FEB 1988						
11		LU CHIANG Yao Chiang	LU CHIANG Y.C.	1.91/6'3"	95/209	330	310	23 MAY 1990						
13		CHENG Ju Chien	CHENG J.C.	1.82/6'0"	82/181	319	310	14 NOV 1988						
14		WANG Ming Chun	WANG M.C.	1.95/6'5"	92/203	333	328	30 JUL 1988						
15		HUANG Chin Feng	HUANG C. F.	1.95/6'5"	90/198	320	319	31 DEC 1991						
16	L	LIN Yung Shun	LIN Y.S.	1.72/5'8"	72/159	295	285	13 OCT 1990						
17		HUANG Pei Hung	HUANG P.H.	1.88/6'2"	73/161	315	315	17 SEP 1990						
19	C	CHEN Chien Chen	CHEN C.C.	1.88/6'2"	88/194	325	310	20 NOV 1989						
Coach			CHEN Ke Chou (TPE)			Assistant Coach			SUNG Kuo Wei (TPE)					

QAT - Qatar Uniform colour:

No.	C/L	Name	Shirt Name	Height m / ft in	Weight kg / lbs	Highest Reach		Date of Birth	Tournament Totals					
						Spike cm	Block cm		Spike	Block	Serve	Total	%	
2		MOHAMED Jumah	JUMAH	1.91/6'3"	93/205	328	318	14 APR 1985						
3		STEVANOVIC Milos	MILOS	1.94/6'4"	85/187	323	300	27 SEP 1988						
4		RIBERO Renan	RENAN	1.89/6'2"	80/176	330	318	30 DEC 1989						
5	L	SAAD Sulaiman	SULAIMAN	1.75/5'9"	75/165	291	274	3 JUN 1987						
6		CHIGBO John	JOHN	2.01/6'7"	90/198	354	328	4 APR 1989						
9	C	BAIRAMI Ali	ALI E.	1.90/6'3"	88/194	342	330	13 FEB 1979						
10		SADIKH Ndir	ABUBACAR	1.96/6'5"	90/198	346	333	2 FEB 1986						
11		DIAB Ahmad	AHMAD	2.02/6'8"	82/181	345	328	15 FEB 1990						
12		HAMMAD Mubarak	MUBARAK	1.97/6'6"	80/176	330	310	1 APR 1991						
15		ABUWATFA Mohammed	ABUWATFA	1.96/6'5"	84/185	327	305	22 MAR 1987						
16		IBRAHIM Ibrahim	IBRAHIM	2.04/6'8"	83/183	350	339	15 JAN 1985						
19		EBRAHIM Mohammed	M. BESHRI	1.98/6'6"	90/198	345	335	1 MAY 1986						
Coach			CICHELO Juan (ARG)			Assistant Coach			AL-KUWARI Mohammed (QAT)					

LEGEND	
%	Percent of total team scoring
C	Team Captain
L	Libero Player

Timing and Results provided by Tissot



Match No.: 5

Start List

출전선수 목록

JPN vs KSA

P1

First Referee: PARK Kisuk (KOR)

Second Referee: PRABAKARAN Vasu (IND)

JPN - Japan Uniform colour:

No.	C/L	Name	Shirt Name	Height m / ft in	Weight kg / lbs	Highest Reach		Date of Birth	Tournament Totals					
						Spike cm	Block cm		Spike	Block	Serve	Total	%	
1		SHIMIZU Kunihiro	shimizu	1.92/6'4"	97/214	345	335	11 AUG 1986						
6		UCHIYAMA Shohei	uchiyama	1.85/6'1"	75/165	330	310	1 NOV 1987						
7	C	KOSHIKAWA Yu	koshikawa	1.89/6'2"	87/192	340	320	30 JUN 1984						
8		TSUBAKIYAMA Ryosuke	tsubakiyama	1.97/6'6"	103/227	345	330	18 JUL 1988						
11		YANAGIDA Masahiro	yanagida	1.86/6'1"	78/172	335	315	6 JUL 1992						
12		YAMAUCHI Akihiro	yamauchi	2.04/6'8"	72/159	348	328	30 NOV 1993						
13		FUKATSU Hideomi	fukatsu	1.81/5'11"	71/157	330	305	1 JUN 1990						
14		ISHIKAWA Yuki	ishikawa	1.91/6'3"	74/163	345	330	11 DEC 1995						
16		DEKITA Takashi	dekita	1.99/6'6"	99/218	350	330	13 AUG 1991						
17	L	NAGANO Takeshi	nagano	1.76/5'9"	69/152	315	300	11 JUL 1985						
18		YONEYAMA Yuta	yuta	1.85/6'1"	85/187	340	320	29 AUG 1984						
19		FUSHIMI Yamato	fushimi	2.07/6'9"	118/260	340	325	24 DEC 1991						
Coach			NAMBU Masashi (JPN)			Assistant Coach			SHIMBO Koichiro (JPN)					

KSA - Saudi Arabia Uniform colour:

No.	C/L	Name	Shirt Name	Height m / ft in	Weight kg / lbs	Highest Reach		Date of Birth	Tournament Totals					
						Spike cm	Block cm		Spike	Block	Serve	Total	%	
2		ALJAHANI Majed Mohammed S	majed	1.88/6'2"	82/181	330	316	20 MAY 1980						
3		ALBAKHET Ahmed Abdulrahman M	ahmed	1.96/6'5"	80/176	331	321	30 SEP 1982						
4		ALBAKHEET Nawaf Abdulrahman M	nawaf	1.93/6'4"	84/185	335	318	31 AUG 1987						
7		ALNAJRANI Omar Mansour S	omar	1.89/6'2"	75/165	334	323	13 JUL 1990						
9		ALKHAWAHER Dhia Ali A	dhia	1.86/6'1"	79/174	330	317	21 FEB 1995						
10	L	ALGHAMDI Ayman Ahmad Y	ayman	1.61/5'3"	75/165	305	298	8 NOV 1981						
12		ALMUTAIRI Muwffaq Masoud S	muwffaq	1.88/6'2"	81/179	327	322	30 SEP 1990						
13		ALMABADI Ahmed Masoud M	m.ahmed	1.97/6'6"	74/163	336	318	26 DEC 1989						
14		ALDOSSARI Thamer Abdullah S	thamer	1.84/6'0"	80/176	322	312	2 OCT 1983						
15	C	ALKHAIBARY Esmael Abdullah A	esmael	1.92/6'4"	85/187	330	316	20 DEC 1975						
17		MAJRASHI Ibrahim Ali A	ibrahim	1.97/6'6"	82/181	334	324	1 JUL 1989						
18		ALKHALDI Abdulaziz Fahad S	aziz	1.97/6'6"	90/198	329	320	6 AUG 1992						
Coach			CVETKOVIC Jovica (SRB)			Assistant Coach			ALHUMAIDAN Munir (KSA)					

LEGEND	
%	Percent of total team scoring
C	Team Captain
L	Libero Player

Timing and Results provided by Tissot



Match No.: 6

Start List

출전선수 목록

MYA vs CHN

P1

First Referee: CHENG Lai Chun (TPE)

Second Referee: KHATRI Raj Singh (IND)

MYA - Myanmar Uniform colour:

No.	C/L	Name	Shirt Name	Height m / ft in	Weight kg / lbs	Highest Reach		Date of Birth	Tournament Totals				
						Spike cm	Block cm		Spike	Block	Serve	Total	%
1		NAY Lin Aung	N. L. Aung	1.78/5'10"	66/146	313	297	19 MAR 1998					
2	C	KYAW Kyaw Htway	Kyaw	1.87/6'2"	84/185	312	304	18 JAN 1988					
3		ZAW Myo	Z. Myo	1.86/6'1"	74/163	321	303	3 MAY 1995					
4		MYO Min Oo	M. M. Oo	1.80/5'11"	70/154	320	306	24 SEP 1996					
5		WIN Tun Oo	W. T. Oo	1.90/6'3"	74/163	330	318	11 MAR 1990					
7		KHWE Char Maung	K. C. Maung	1.78/5'10"	68/150	323	307	14 AUG 1995					
9		DO Mae Ni Ko	D. M. N. Ko	1.89/6'2"	75/165	304	295	4 JUN 1993					
11		AUNG Thu	A. Thu	1.90/6'3"	74/163	333	316	10 JUL 1993					
12		YAN Lin Aung	A. L. Aung	1.84/6'0"	74/163	318	307	23 JAN 1993					
17		THWIN Htoo Zin	Thwin	1.92/6'4"	73/161	327	300	23 JUL 1996					
18	L	NAY Lin Aung	N. L. Aung	1.85/6'1"	73/161	300	315	9 JUN 1993					
Coach		NYI Nyi Lwin (MYA)			Assistant Coach		KYAW Swar Win (MYA)						

CHN - China Uniform colour:

No.	C/L	Name	Shirt Name	Height m / ft in	Weight kg / lbs	Highest Reach		Date of Birth	Tournament Totals				
						Spike cm	Block cm		Spike	Block	Serve	Total	%
3		YUAN Zhi	YUAN Z.	1.95/6'5"	88/194	348	334	29 SEP 1981					
4		ZHANG Chen	zhang c.	2.01/6'7"	70/154	356	340	28 JUN 1985					
6		LIANG Chunlong	LIANG C.L.	2.06/6'9"	91/201	351	333	25 MAR 1988					
7	C	ZHONG Weijun	ZHONG W.J.	1.99/6'6"	80/176	347	335	20 APR 1989					
8		CUI Jianjun	CUI J.J.	1.90/6'3"	89/196	350	335	1 AUG 1985					
11		GENG Xin	GENG X.	2.08/6'10"	80/176	348	338	15 NOV 1989					
13		KOU Zhichao	KOU Z.C.	2.02/6'8"	95/209	355	345	26 JUN 1989					
14		XU Jingtao	XU J.T.	2.02/6'8"	76/168	356	320	7 JUL 1988					
15		LI Runming	LI R.M.	1.98/6'6"	90/198	350	326	1 MAR 1990					
16	L	REN Qi	REN Q.	1.74/5'9"	70/154	322	312	24 FEB 1984					
18		Ji Daoshuai	ji d. s.	1.95/6'5"	75/165	355	335	7 FEB 1992					
22		MAO Tianyi	Mao	2.00/6'7"	84/185	350	333	2 JUN 1993					
Coach		XIE Guochen (CHN)			Assistant Coach		YANG Liqun (CHN)						

LEGEND	
%	Percent of total team scoring
C	Team Captain
L	Libero Player

Timing and Results provided by Tissot



Match No.: 4

Match Results

경기 결과

Match Duration: 1h 15m
Spectators: 290

P2

TPE vs QAT

0 3

Teams	Sets	1	2	3	Total
TPE	0	21	17	21	59
QAT	3	25	25	25	75
Playing Time		23m	21m	25m	1h 09m

First Referee: TANO Toshihiko (JPN)

Second Referee: BOONSIRIROJ Prasertsak (THA)

TPE - Chinese Taipei								
No	C/L	Name	1	2	3	4	5	Pts
2		CHANG Liang Hao						
3		LI Chia Hsuan	14					
6		HUANG Chun Ching	6	6	6			10
7		LIU Hung Min		19	2			2
9		CHIANG Tien Yu	3	3	3			4
11		LU CHIANG Yao Chiang						
13		CHENG Ju Chien	1	1				
14		WANG Ming Chun	4	4	4			6
15		HUANG Chin Feng	5	5	5			18
16	L	LIN Yung Shun	L	L	L			
17		HUANG Pei Hung		13	1			
19	C	CHEN Chien Chen	2	2				3

QAT - Qatar								
No	C/L	Name	1	2	3	4	5	Pts
2		MOHAMED Jumah	3	2	3			10
3		STEVANOVIC Milos	2	1	2			1
4		RIBERO Renan	3		3			
5	L	SAAD Sulaiman	L	L	L			
6		CHIGBO John	1	6	1			10
9	C	BAIRAMI Ali						
10		SADIKH Ndir	6	5	6			14
11		DIAB Ahmad		3				
12		HAMMAD Mubarak	5	4	5			10
15		ABUWATFA Mohammed	12	12	12			
16		IBRAHIM Ibrahim	4	3	4			14
19		EBRAHIM Mohammed						

TEAM AND PLAYER PERFORMANCES

Won	Total Atts	No Name
38	86	Total Team
18	29	15 HUANG Chin Feng
9	15	6 HUANG Chun Ching
5	20	14 WANG Ming Chun
2	27	Total Team
1	5	6 HUANG Chun Ching
1	8	9 CHIANG Tien Yu
3	61	Total Team
1	6	7 LIU Hung Min
1	14	9 CHIANG Tien Yu
1	11	14 WANG Ming Chun
16		Total Team
59	174	Total Team
18	39	15 HUANG Chin Feng
108 km/h		15 HUANG Chin Feng

Scoring Skills
Spike
Block
Serve
Opp Error
Total
Best Scorer
Fastest Serve

Won	Total Atts	No Name
43	80	Total Team
13	24	10 SADIKH Ndir
8	11	2 MOHAMED Jumah
8	15	12 HAMMAD Mubarak
13	33	Total Team
6	13	16 IBRAHIM Ibrahim
2	3	2 MOHAMED Jumah
2	7	12 HAMMAD Mubarak
3	73	Total Team
2	12	16 IBRAHIM Ibrahim
1	13	6 CHIGBO John
16		Total Team
75	186	Total Team
14	39	10 SADIKH Ndir
108 km/h		16 IBRAHIM Ibrahim

LEGEND

Atts Attempts
L Libero player
n Starting line-up where n = starting position on court (i.e. positions 1 to 6)
Opp Opponent

C Team Captain
L Substitute libero
nn Substitute where nn = jersey number of out going player
Pts Points scored

Timing and Results provided by Tissot



Match No.: 5

Match Results

경기 결과

Match Duration: 1h 09m
Spectators: 280

P2

JPN vs KSA
3 0

Teams	Sets	1	2	3	Total
JPN	3	25	25	25	75
KSA	0	15	14	12	41
	Playing Time	22m	22m	19m	1h 03m

First Referee: PARK Kisuk (KOR)

Second Referee: PRABAKARAN Vasu (IND)

JPN - Japan

No	C/L	Name	1	2	3	4	5	Pts
1		SHIMIZU Kunihiro	5	4	5			10
6		UCHIYAMA Shohei	1		13			
7	C	KOSHIKAWA Yu	6	5	6			9
8		TSUBAKIYAMA Ryosuke	13		1			4
11		YANAGIDA Masahiro	16		7			1
12		YAMAUCHI Akihiro	1	6	1			7
13		FUKATSU Hideomi	2	1	2			3
14		ISHIKAWA Yuki		18	3			4
16		DEKITA Takashi	4	3	4			4
17	L	NAGANO Takeshi	L	L	L			
18		YONEYAMA Yuta	3	2				6
19		FUSHIMI Yamato			16			

KSA - Saudi Arabia

No	C/L	Name	1	2	3	4	5	Pts
2		ALJAHANI Majed Mohammed S	6	1				4
3		ALBAKHET Ahmed Abdulrahman M	3	4				6
4		ALBAKHEET Nawaf Abdulrahman M	5	6				3
7		ALNAJRANI Omar Mansour S		2	3			2
9		ALKHAWAHER Dhia Ali A			6			1
10	L	ALGHAMDI Ayman Ahmad Y	L	L	L			
12		ALMUTAIRI Muwffaq Masoud S	14	3				1
13		ALMABADI Ahmed Masoud M		4	5			2
14		ALDOSSARI Thamer Abdullah S	2	12	2			
15	C	ALKHAIBARY Esmael Abdullah A	1	2				
17		MAJRASHI Ibrahim Ali A			1			
18		ALKHALDI Abdulaziz Fahad S	4	5	4			5

TEAM AND PLAYER PERFORMANCES

Won	Total Atts	No Name	Scoring Skills	Won	Total Atts	No Name
36	59	Total Team		18	66	Total Team
8	14	7 KOSHIKAWA Yu	Spike	4	5	18 ALKHALDI Abdulaziz Fahad S
8	17	1 SHIMIZU Kunihiro		4	14	2 ALJAHANI Majed Mohammed S
5	7	18 YONEYAMA Yuta		3	14	3 ALBAKHET Ahmed Abdulrahman M
6	27	Total Team	Block	5	23	Total Team
2	5	13 FUKATSU Hideomi		3	3	3 ALBAKHET Ahmed Abdulrahman M
1	5	12 YAMAUCHI Akihiro		1	1	7 ALNAJRANI Omar Mansour S
1	4	1 SHIMIZU Kunihiro	1	6	18 ALKHALDI Abdulaziz Fahad S	
6	73	Total Team	Serve	1	43	Total Team
2	10	12 YAMAUCHI Akihiro		1	4	4 ALBAKHEET Nawaf Abdulrahman M
1	6	8 TSUBAKIYAMA Ryosuke				
1	11	13 FUKATSU Hideomi				
27		Total Team	Opp Error	17		Total Team
75	159	Total Team	Total	41	132	Total Team
10	29	1 SHIMIZU Kunihiro	Best Scorer	6	24	3 ALBAKHET Ahmed Abdulrahman M
110 km/h		7 KOSHIKAWA Yu	Fastest Serve	108 km/h		3 ALBAKHET Ahmed Abdulrahman M

LEGEND

Atts Attempts
L Libero player
n Starting line-up where n = starting position on court (i.e. positions 1 to 6)
Opp Opponent

C Team Captain
L Substitute libero
nn Substitute where nn = jersey number of out going player
Pts Points scored

Timing and Results provided by Tissot



SUN 21 SEP 2014
Start Time: 18:00 / End Time: 19:05

Match No.: 6

Match Results

경기 결과

Match Duration: 1h 05m
Spectators: 350

P2

MYA vs CHN

0 3

Teams	Sets	1	2	3	Total
MYA	0	11	12	18	41
CHN	3	25	25	25	75
	Playing Time	18m	20m	21m	59m

First Referee: CHENG Lai Chun (TPE)

Second Referee: KHATRI Raj Singh (IND)

MYA - Myanmar

No	C/L	Name	1	2	3	4	5	Pts
1		NAY Lin Aung			3			
2	C	KYAW Kyaw Htway	1	1	1			1
3		ZAW Myo	4	4	4			3
4		MYO Min Oo						
5		WIN Tun Oo	6	6	6			7
7		KHWE Char Maung						
9		DO Mae Ni Ko	5	5	5			1
11		AUNG Thu	3	3	3			12
12		YAN Lin Aung						
17		THWIN Htoo Zin	2	2	2			4
18	L	NAY Lin Aung	L	L	L			

CHN - China

No	C/L	Name	1	2	3	4	5	Pts
3		YUAN Zhi			3			7
4		ZHANG Chen	1	1				7
6		LIANG Chunlong	2	2	2			5
7	C	ZHONG Weijun	4	4				3
8		CUI Jianjun				1		3
11		GENG Xin	5	5				7
13		KOU Zhichao	3	3				8
14		XU Jingtao			11	5		7
15		LI Runming	6	6				
16	L	REN Qi	L	L	L			
18		JI Daoshuai		7	4			5
22		MAO Tianyi		15	6			1

TEAM AND PLAYER PERFORMANCES

Won	Total Atts	No Name	Scoring Skills	Won	Total Atts	No Name
21	68	Total Team		37	61	Total Team
10	24	11 AUNG Thu	Spike	6	8	4 ZHANG Chen
5	17	5 WIN Tun Oo		5	11	18 JI Daoshuai
3	7	17 THWIN Htoo Zin		5	9	13 KOU Zhichao
3	18	Total Team	Block	10	31	Total Team
1	3	5 WIN Tun Oo		3	8	11 GENG Xin
1	5	11 AUNG Thu		3	6	14 XU Jingtao
1	3	2 KYAW Kyaw Htway	2	5	6 LIANG Chunlong	
4	44	Total Team	Serve	6	72	Total Team
1	6	5 WIN Tun Oo		2	9	3 YUAN Zhi
1	10	17 THWIN Htoo Zin		2	16	13 KOU Zhichao
1	6	9 DO Mae Ni Ko	1	9	4 ZHANG Chen	
13		Total Team	Opp Error	22		Total Team
41	130	Total Team	Total	75	164	Total Team
12	39	11 AUNG Thu	Best Scorer	8	28	13 KOU Zhichao
104 km/h		17 THWIN Htoo Zin	Fastest Serve	112 km/h		3 YUAN Zhi

LEGEND

Atts Attempts
L Libero player
n Starting line-up where n = starting position on court (i.e. positions 1 to 6)
Opp Opponent

C Team Captain
L Substitute libero
nn Substitute where nn = jersey number of out going player
Pts Points scored

Timing and Results provided by Tissot



SUN 21 SEP 2014

Start Time: 13:00 / End Time: 14:15

Match No.: 4

Match Statistics

경기 통계

Match Duration: 1h 15m

Spectators: 290

P3

TPE vs QAT


0 3

Teams	Sets	1	2	3	Total
TPE	0	21	17	21	59
QAT	3	25	25	25	75
Playing Time		23m	21m	25m	1h 09m


First Referee: TANO Toshihiko (JPN)

Second Referee: BOONSIROJ Prasertsak (THA)

TPE - Chinese Taipei

Scoring Spike

Limit
15.00%

Rk	No	Name	Spikes	Faults	Shots	Total Attempts	Eff %
1	6	HUANG Chun Ching	9	1	5	15	53.33
2	15	HUANG Chin Feng	18	5	6	29	44.83
	14	WANG Ming Chun	5	7	8	20	
	19	CHEN Chien Chen	3	4	4	11	
	7	LIU Hung Min	1	2	3	6	
	9	CHIANG Tien Yu	2	2	1	5	
	2	CHANG Liang Hao	-	-	-	-	
	3	LI Chia Hsuan	-	-	-	-	
	11	LU CHIANG Yao Chiang	-	-	-	-	
	13	CHENG Ju Chien	-	-	-	-	
	16	LIN Yung Shun	-	-	-	-	
	17	HUANG Pei Hung	-	-	-	-	
Team Totals			38	21	27	86	19.77

Scoring Block


Rk	No	Name	Kill Blocks	Faults	Rebounds	Total Attempts	Avg by Set
1	9	CHIANG Tien Yu	1	5	2	8	0.33
1	6	HUANG Chun Ching	1	3	1	5	0.33
3	14	WANG Ming Chun	-	6	1	7	0.00
3	17	HUANG Pei Hung	-	2	-	2	0.00
3	19	CHEN Chien Chen	-	2	-	2	0.00
3	7	LIU Hung Min	-	-	1	1	0.00
3	13	CHENG Ju Chien	-	-	1	1	0.00
3	15	HUANG Chin Feng	-	1	-	1	0.00
	2	CHANG Liang Hao	-	-	-	-	
	3	LI Chia Hsuan	-	-	-	-	
	11	LU CHIANG Yao Chiang	-	-	-	-	
	16	LIN Yung Shun	-	-	-	-	
Team Totals			2	19	6	27	0.67

Scoring Service


Rk	No	Name	Aces	Faults	Serve Hits	Total Attempts	Avg by Set
1	9	CHIANG Tien Yu	1	-	13	14	0.33
1	14	WANG Ming Chun	1	2	8	11	0.33
1	7	LIU Hung Min	1	-	5	6	0.33
4	15	HUANG Chin Feng	-	3	6	9	0.00
4	6	HUANG Chun Ching	-	1	6	7	0.00
4	19	CHEN Chien Chen	-	1	5	6	0.00
4	17	HUANG Pei Hung	-	-	5	5	0.00
4	13	CHENG Ju Chien	-	-	3	3	0.00
	2	CHANG Liang Hao	-	-	-	-	
	3	LI Chia Hsuan	-	-	-	-	
	11	LU CHIANG Yao Chiang	-	-	-	-	
	16	LIN Yung Shun	-	-	-	-	
Team Totals			3	7	51	61	1.00

Team
Opponent Errors & Team Faults

16	1
----	---

Timing and Results provided by Tissot



SUN 21 SEP 2014

Start Time: 13:00 / End Time: 14:15

Match No.: 4

Match Statistics

경기 통계

Match Duration: 1h 15m

Spectators: 290

P3

TPE vs QAT


0 3


Teams	Sets	1	2	3	Total
TPE	0	21	17	21	59
QAT	3	25	25	25	75
	Playing Time	23m	21m	25m	1h 09m


First Referee: TANO Toshihiko (JPN)

Second Referee: BOONSIROJ Prasertsak (THA)

TPE - Chinese Taipei

Non-Scoring Dig	Rk	No	Name	Digs	Faults	Receptions	Total Attempts	Avg by Set	
	1	19	CHEN Chien Chen	2	1	2	5	0.67	
	2	16	LIN Yung Shun	1	1	12	14	0.33	
	2	14	WANG Ming Chun	1	3	5	9	0.33	
	2	15	HUANG Chin Feng	1	1	2	4	0.33	
	2	13	CHENG Ju Chien	1	1	-	2	0.33	
	6	7	LIU Hung Min	-	-	3	3	0.00	
	6	9	CHIANG Tien Yu	-	-	2	2	0.00	
	6	6	HUANG Chun Ching	-	-	1	1	0.00	
		2	CHANG Liang Hao	-	-	-	-	-	
		3	LI Chia Hsuan	-	-	-	-	-	
		11	LU CHIANG Yao Chiang	-	-	-	-	-	
		17	HUANG Pei Hung	-	-	-	-	-	
	Team Totals				6	7	27	40	2.00

Non-Scoring Set	Rk	No	Name	Running Sets	Faults	Still Sets	Total Attempts	Avg by Set	
	1	17	HUANG Pei Hung	21	-	21	42	7.00	
	2	13	CHENG Ju Chien	14	-	21	35	4.67	
	3	14	WANG Ming Chun	1	-	2	3	0.33	
	3	16	LIN Yung Shun	1	-	1	2	0.33	
	5	7	LIU Hung Min	-	-	1	1	0.00	
	5	19	CHEN Chien Chen	-	-	1	1	0.00	
		2	CHANG Liang Hao	-	-	-	-	-	
		3	LI Chia Hsuan	-	-	-	-	-	
		6	HUANG Chun Ching	-	-	-	-	-	
		9	CHIANG Tien Yu	-	-	-	-	-	
		11	LU CHIANG Yao Chiang	-	-	-	-	-	
		15	HUANG Chin Feng	-	-	-	-	-	
	Team Totals				37		47	84	12.33

Non-Scoring Reception	Rk	No	Name	Excellents	Faults	Serve Receptions	Total Attempts	Succ %	
	1	16	LIN Yung Shun	9	-	7	16	56.25	
	2	19	CHEN Chien Chen	7	2	14	23	30.43	
		15	HUANG Chin Feng	3	-	10	13		
		7	LIU Hung Min	4	1	3	8		
		6	HUANG Chun Ching	-	-	1	1		
		2	CHANG Liang Hao	-	-	-	-		
		3	LI Chia Hsuan	-	-	-	-		
		9	CHIANG Tien Yu	-	-	-	-		
		11	LU CHIANG Yao Chiang	-	-	-	-		
		13	CHENG Ju Chien	-	-	-	-		
		14	WANG Ming Chun	-	-	-	-		
		17	HUANG Pei Hung	-	-	-	-		
	Limit								
	25.00%				23	3	35	61	37.70
	Team Totals								



SUN 21 SEP 2014

Start Time: 13:00 / End Time: 14:15

Match No.: 4

Match Statistics

경기 통계

Match Duration: 1h 15m

Spectators: 290

P3

TPE vs QAT


0 3

Teams	Sets	1	2	3	Total
TPE	0	21	17	21	59
QAT	3	25	25	25	75
Playing Time		23m	21m	25m	1h 09m


First Referee: TANO Toshihiko (JPN)

Second Referee: BOONSIROJ Prasertsak (THA)


QAT - Qatar

Scoring Spike

Limit
15.00%

Rk	No	Name	Spikes	Faults	Shots	Total Attempts	Eff %
1	12	HAMMAD Mubarak	8	1	6	15	46.67
2	10	SADIKH Ndir	13	5	6	24	33.33
2	16	IBRAHIM Ibrahim	6	1	8	15	33.33
	2	MOHAMED Jumah	8	-	3	11	
	6	CHIGBO John	8	1	2	11	
	4	RIBERO Renan	-	1	2	3	
	3	STEVANOVIC Milos	-	-	1	1	
	5	SAAD Sulaiman	-	-	-	-	
	9	BAIRAMI Ali	-	-	-	-	
	11	DIAB Ahmad	-	-	-	-	
	15	ABUWATFA Mohammed	-	-	-	-	
	19	EBRAHIM Mohammed	-	-	-	-	
Team Totals			43	9	28	80	42.50

Scoring Block


Rk	No	Name	Kill Blocks	Faults	Rebounds	Total Attempts	Avg by Set
1	16	IBRAHIM Ibrahim	6	5	2	13	2.00
2	12	HAMMAD Mubarak	2	3	2	7	0.67
2	2	MOHAMED Jumah	2	-	1	3	0.67
4	10	SADIKH Ndir	1	2	1	4	0.33
4	6	CHIGBO John	1	1	1	3	0.33
4	3	STEVANOVIC Milos	1	-	1	2	0.33
7	4	RIBERO Renan	-	1	-	1	0.00
	5	SAAD Sulaiman	-	-	-	-	
	9	BAIRAMI Ali	-	-	-	-	
	11	DIAB Ahmad	-	-	-	-	
	15	ABUWATFA Mohammed	-	-	-	-	
	19	EBRAHIM Mohammed	-	-	-	-	
Team Totals			13	12	8	33	4.33

Scoring Service


Rk	No	Name	Aces	Faults	Serve Hits	Total Attempts	Avg by Set
1	16	IBRAHIM Ibrahim	2	2	8	12	0.67
2	6	CHIGBO John	1	-	12	13	0.33
3	3	STEVANOVIC Milos	-	4	10	14	0.00
3	2	MOHAMED Jumah	-	1	11	12	0.00
3	10	SADIKH Ndir	-	1	10	11	0.00
3	12	HAMMAD Mubarak	-	-	7	7	0.00
3	15	ABUWATFA Mohammed	-	1	3	4	0.00
	4	RIBERO Renan	-	-	-	-	
	5	SAAD Sulaiman	-	-	-	-	
	9	BAIRAMI Ali	-	-	-	-	
	11	DIAB Ahmad	-	-	-	-	
	19	EBRAHIM Mohammed	-	-	-	-	
Team Totals			3	9	61	73	1.00

Team
Opponent Errors & Team Faults

16	1
----	---

Timing and Results provided by Tissot



SUN 21 SEP 2014
Start Time: 13:00 / End Time: 14:15

Match No.: 4

Match Statistics

경기 통계

Match Duration: 1h 15m
Spectators: 290

P3


TPE vs QAT
0 3

Teams	Sets	1	2	3	Total
TPE	0	21	17	21	59
QAT	3	25	25	25	75
Playing Time		23m	21m	25m	1h 09m


First Referee: TANO Toshihiko (JPN)

Second Referee: BOONSIROJ Prasertsak (THA)

QAT - Qatar

Non-Scoring Dig


Rk	No	Name	Digs	Faults	Receptions	Total Attempts	Avg by Set
1	5	SAAD Sulaiman	4	3	5	12	1.33
2	2	MOHAMED Jumah	2	2	6	10	0.67
3	10	SADIKH Ndir	1	1	6	8	0.33
3	12	HAMMAD Mubarak	1	1	1	3	0.33
3	6	CHIGBO John	1	-	1	2	0.33
6	16	IBRAHIM Ibrahim	-	2	3	5	0.00
6	3	STEVANOVIC Milos	-	-	2	2	0.00
	4	RIBERO Renan	-	-	-	-	-
	9	BAIRAMI Ali	-	-	-	-	-
	11	DIAB Ahmad	-	-	-	-	-
	15	ABUWATFA Mohammed	-	-	-	-	-
	19	EBRAHIM Mohammed	-	-	-	-	-
Team Totals			9	9	24	42	3.00

Non-Scoring Set


Rk	No	Name	Running Sets	Faults	Still Sets	Total Attempts	Avg by Set
1	3	STEVANOVIC Milos	35	-	28	63	11.67
2	15	ABUWATFA Mohammed	4	-	6	10	1.33
3	5	SAAD Sulaiman	1	-	-	1	0.33
4	6	CHIGBO John	-	-	2	2	0.00
4	2	MOHAMED Jumah	-	-	1	1	0.00
	4	RIBERO Renan	-	-	-	-	-
	9	BAIRAMI Ali	-	-	-	-	-
	10	SADIKH Ndir	-	-	-	-	-
	11	DIAB Ahmad	-	-	-	-	-
	12	HAMMAD Mubarak	-	-	-	-	-
	16	IBRAHIM Ibrahim	-	-	-	-	-
	19	EBRAHIM Mohammed	-	-	-	-	-
Team Totals			40		37	77	13.33

Non-Scoring Reception

Limit
25.00%

Rk	No	Name	Excellents	Faults	Serve Receptions	Total Attempts	Succ %
1	5	SAAD Sulaiman	12	2	7	21	57.14
2	2	MOHAMED Jumah	5	1	12	18	27.78
	10	SADIKH Ndir	5	-	8	13	
	3	STEVANOVIC Milos	-	-	-	-	-
	4	RIBERO Renan	-	-	-	-	-
	6	CHIGBO John	-	-	-	-	-
	9	BAIRAMI Ali	-	-	-	-	-
	11	DIAB Ahmad	-	-	-	-	-
	12	HAMMAD Mubarak	-	-	-	-	-
	15	ABUWATFA Mohammed	-	-	-	-	-
	16	IBRAHIM Ibrahim	-	-	-	-	-
	19	EBRAHIM Mohammed	-	-	-	-	-
Team Totals			22	3	27	52	42.31

Avg	Eff%	Rk	Succ%
Average	Efficiency	Rank	Success %

Timing and Results provided by Tissot



SUN 21 SEP 2014

Start Time: 15:30 / End Time: 16:39

Match No.: 5

Match Statistics

경기 통계

Match Duration: 1h 09m

Spectators: 280

P3

JPN vs KSA


3 0


Teams	Sets	1	2	3	Total
JPN	3	25	25	25	75
KSA	0	15	14	12	41
	Playing Time	22m	22m	19m	1h 03m


First Referee: PARK Kisuk (KOR)

Second Referee: PRABAKARAN Vasu (IND)

JPN - Japan

Scoring Spike	Rk	No	Name	Spikes	Faults	Shots	Total Attempts	Eff %	
	1	7	KOSHIKAWA Yu	8	2	4	14	42.86	
	2	1	SHIMIZU Kunihiro	8	5	4	17	17.65	
		18	YONEYAMA Yuta	5	-	2	7		
		16	DEKITA Takashi	3	1	2	6		
		14	ISHIKAWA Yuki	4	1	-	5		
		12	YAMAUCHI Akihiro	4	-	-	4		
		8	TSUBAKIYAMA Ryosuke	3	1	-	4		
		11	YANAGIDA Masahiro	1	-	1	2		
		6	UCHIYAMA Shohei	-	-	-	-		
		13	FUKATSU Hideomi	-	-	-	-		
		17	NAGANO Takeshi	-	-	-	-		
		19	FUSHIMI Yamato	-	-	-	-		
	Limit								
	15.00%								
	Team Totals				36	10	13	59	44.07

Scoring Block	Rk	No	Name	Kill Blocks	Faults	Rebounds	Total Attempts	Avg by Set	
	1	13	FUKATSU Hideomi	2	-	3	5	0.67	
	2	12	YAMAUCHI Akihiro	1	1	3	5	0.33	
	2	1	SHIMIZU Kunihiro	1	1	2	4	0.33	
	2	16	DEKITA Takashi	1	2	1	4	0.33	
	2	18	YONEYAMA Yuta	1	1	-	2	0.33	
	6	7	KOSHIKAWA Yu	-	2	1	3	0.00	
	6	11	YANAGIDA Masahiro	-	-	1	1	0.00	
	6	8	TSUBAKIYAMA Ryosuke	-	1	-	1	0.00	
	6	14	ISHIKAWA Yuki	-	1	-	1	0.00	
	6	19	FUSHIMI Yamato	-	1	-	1	0.00	
		6	UCHIYAMA Shohei	-	-	-	-		
		17	NAGANO Takeshi	-	-	-	-		
	Team Totals				6	10	11	27	2.00

Scoring Service	Rk	No	Name	Aces	Faults	Serve Hits	Total Attempts	Avg by Set	
	1	12	YAMAUCHI Akihiro	2	3	5	10	0.67	
	2	13	FUKATSU Hideomi	1	1	9	11	0.33	
	2	7	KOSHIKAWA Yu	1	3	5	9	0.33	
	2	1	SHIMIZU Kunihiro	1	1	6	8	0.33	
	2	8	TSUBAKIYAMA Ryosuke	1	-	5	6	0.33	
	6	16	DEKITA Takashi	-	-	15	15	0.00	
	6	18	YONEYAMA Yuta	-	-	7	7	0.00	
	6	14	ISHIKAWA Yuki	-	2	2	4	0.00	
	6	6	UCHIYAMA Shohei	-	-	1	1	0.00	
	6	11	YANAGIDA Masahiro	-	1	-	1	0.00	
	6	19	FUSHIMI Yamato	-	1	-	1	0.00	
		17	NAGANO Takeshi	-	-	-	-		
	Team Totals				6	12	55	73	2.00

Team	Opponent Errors & Team Faults	27	1
------	-------------------------------	----	---

Timing and Results provided by Tissot



SUN 21 SEP 2014

Start Time: 15:30 / End Time: 16:39

Match No.: 5

Match Statistics

경기 통계

Match Duration: 1h 09m
Spectators: 280

P3

JPN vs KSA


3 0


Teams	Sets	1	2	3	Total
JPN	3	25	25	25	75
KSA	0	15	14	12	41
	Playing Time	22m	22m	19m	1h 03m


First Referee: PARK Kisuk (KOR)

Second Referee: PRABAKARAN Vasu (IND)

JPN - Japan

Non-Scoring Dig	Rk	No	Name	Digs	Faults	Receptions	Total Attempts	Avg by Set	
	1	13	FUKATSU Hideomi	2	1	5	8	0.67	
	1	7	KOSHIKAWA Yu	2	-	5	7	0.67	
	1	17	NAGANO Takeshi	2	1	4	7	0.67	
	4	18	YONEYAMA Yuta	-	2	4	6	0.00	
	4	1	SHIMIZU Kunihiro	-	-	3	3	0.00	
	4	8	TSUBAKIYAMA Ryosuke	-	-	3	3	0.00	
	4	11	YANAGIDA Masahiro	-	-	1	1	0.00	
	4	12	YAMAUCHI Akihiro	-	-	1	1	0.00	
	4	14	ISHIKAWA Yuki	-	-	1	1	0.00	
	4	16	DEKITA Takashi	-	1	-	1	0.00	
		6	UCHIYAMA Shohei	-	-	-	-	-	
		19	FUSHIMI Yamato	-	-	-	-	-	
		Team Totals			6	5	27	38	2.00

Non-Scoring Set	Rk	No	Name	Running Sets	Faults	Still Sets	Total Attempts	Avg by Set	
	1	13	FUKATSU Hideomi	23	-	16	39	7.67	
	2	6	UCHIYAMA Shohei	5	-	2	7	1.67	
	3	17	NAGANO Takeshi	2	-	2	4	0.67	
	3	18	YONEYAMA Yuta	2	-	2	4	0.67	
	5	14	ISHIKAWA Yuki	1	-	-	1	0.33	
	6	12	YAMAUCHI Akihiro	-	-	1	1	0.00	
		1	SHIMIZU Kunihiro	-	-	-	-	-	
		7	KOSHIKAWA Yu	-	-	-	-	-	
		8	TSUBAKIYAMA Ryosuke	-	-	-	-	-	
		11	YANAGIDA Masahiro	-	-	-	-	-	
		16	DEKITA Takashi	-	-	-	-	-	
		19	FUSHIMI Yamato	-	-	-	-	-	
		Team Totals			33		23	56	11.00

Non-Scoring Reception	Rk	No	Name	Excellents	Faults	Serve Receptions	Total Attempts	Succ %	
	1	18	YONEYAMA Yuta	5	1	2	8	62.50	
	2	7	KOSHIKAWA Yu	3	-	5	8	37.50	
	3	17	NAGANO Takeshi	2	-	6	8	25.00	
		14	ISHIKAWA Yuki	3	-	2	5		
		1	SHIMIZU Kunihiro	-	-	-	-		
		6	UCHIYAMA Shohei	-	-	-	-		
		8	TSUBAKIYAMA Ryosuke	-	-	-	-		
		11	YANAGIDA Masahiro	-	-	-	-		
		12	YAMAUCHI Akihiro	-	-	-	-		
		13	FUKATSU Hideomi	-	-	-	-		
		16	DEKITA Takashi	-	-	-	-		
		19	FUSHIMI Yamato	-	-	-	-		
	Limit								
	25.00%	Team Totals			13	1	15	29	44.83



SUN 21 SEP 2014

Start Time: 15:30 / End Time: 16:39

Match No.: 5

Match Statistics

경기 통계

Match Duration: 1h 09m

Spectators: 280

P3

JPN vs KSA

3 0

Teams	Sets	1	2	3	Total
JPN	3	25	25	25	75
KSA	0	15	14	12	41
	Playing Time	22m	22m	19m	1h 03m

First Referee: PARK Kisuk (KOR)


Second Referee: PRABAKARAN Vasu (IND)

KSA - Saudi Arabia

Scoring Spike

Limit
15.00%

Rk	No	Name	Spikes	Faults	Shots	Total Attempts	Eff %
1	2	ALJAHANI Majed Mohammed S	4	3	7	14	7.14
	3	ALBAKHET Ahmed Abdulrahman M	3	3	8	14	
	4	ALBAKHEET Nawaf Abdulrahman M	2	4	4	10	
	7	ALNAJRANI Omar Mansour S	1	4	5	10	
	13	ALMABADI Ahmed Masoud M	2	1	2	5	
	18	ALKHALDI Abdulaziz Fahad S	4	1	-	5	
	9	ALKHAWAHER Dhia Ali A	1	2	1	4	
	12	ALMUTAIRI Muwffaq Masoud S	1	-	1	2	
	15	ALKHAIBARY Esmael Abdullah A	-	-	1	1	
	17	MAJRASHI Ibrahim Ali A	-	-	1	1	
	10	ALGHAMDI Ayman Ahmad Y	-	-	-	-	
	14	ALDOSSARI Thamer Abdullah S	-	-	-	-	
Team Totals			18	18	30	66	0.00

Scoring Block


Rk	No	Name	Kill Blocks	Faults	Rebounds	Total Attempts	Avg by Set
1	3	ALBAKHET Ahmed Abdulrahman M	3	-	-	3	1.00
2	18	ALKHALDI Abdulaziz Fahad S	1	2	3	6	0.33
2	7	ALNAJRANI Omar Mansour S	1	-	-	1	0.33
4	4	ALBAKHEET Nawaf Abdulrahman M	-	4	2	6	0.00
4	15	ALKHAIBARY Esmael Abdullah A	-	2	1	3	0.00
4	2	ALJAHANI Majed Mohammed S	-	2	-	2	0.00
4	13	ALMABADI Ahmed Masoud M	-	2	-	2	0.00
	9	ALKHAWAHER Dhia Ali A	-	-	-	-	
	10	ALGHAMDI Ayman Ahmad Y	-	-	-	-	
	12	ALMUTAIRI Muwffaq Masoud S	-	-	-	-	
	14	ALDOSSARI Thamer Abdullah S	-	-	-	-	
	17	MAJRASHI Ibrahim Ali A	-	-	-	-	
Team Totals			5	12	6	23	1.67

Scoring Service


Rk	No	Name	Aces	Faults	Serve Hits	Total Attempts	Avg by Set
1	4	ALBAKHEET Nawaf Abdulrahman M	1	1	2	4	0.33
2	3	ALBAKHET Ahmed Abdulrahman M	-	-	7	7	0.00
2	18	ALKHALDI Abdulaziz Fahad S	-	2	5	7	0.00
2	15	ALKHAIBARY Esmael Abdullah A	-	2	3	5	0.00
2	7	ALNAJRANI Omar Mansour S	-	1	3	4	0.00
2	14	ALDOSSARI Thamer Abdullah S	-	1	3	4	0.00
2	2	ALJAHANI Majed Mohammed S	-	1	2	3	0.00
2	12	ALMUTAIRI Muwffaq Masoud S	-	1	2	3	0.00
2	13	ALMABADI Ahmed Masoud M	-	2	1	3	0.00
2	17	MAJRASHI Ibrahim Ali A	-	-	2	2	0.00
2	9	ALKHAWAHER Dhia Ali A	-	-	1	1	0.00
	10	ALGHAMDI Ayman Ahmad Y	-	-	-	-	
Team Totals			1	11	31	43	0.33

Team
Opponent Errors & Team Faults

17	2
----	---

Timing and Results provided by Tissot



SUN 21 SEP 2014

Start Time: 15:30 / End Time: 16:39

Match No.: 5

Match Statistics

경기 통계

Match Duration: 1h 09m

Spectators: 280

P3

JPN vs KSA


3 0

Teams	Sets	1	2	3	Total
JPN	3	25	25	25	75
KSA	0	15	14	12	41
	Playing Time	22m	22m	19m	1h 03m


First Referee: PARK Kisuk (KOR)

Second Referee: PRABAKARAN Vasu (IND)

KSA - Saudi Arabia

Non-Scoring Dig


Rk	No	Name	Digs	Faults	Receptions	Total Attempts	Avg by Set
1	10	ALGHAMDI Ayman Ahmad Y	2	4	5	11	0.67
2	12	ALMUTAIRI Muwffaq Masoud S	-	2	4	6	0.00
2	3	ALBAKHET Ahmed Abdulrahman M	-	-	3	3	0.00
2	4	ALBAKHEET Nawaf Abdulrahman M	-	-	2	2	0.00
2	13	ALMABADI Ahmed Masoud M	-	-	2	2	0.00
2	2	ALJAHANI Majed Mohammed S	-	1	1	2	0.00
2	9	ALKHAWAHER Dhia Ali A	-	1	1	2	0.00
2	17	MAJRASHI Ibrahim Ali A	-	2	-	2	0.00
2	18	ALKHALDI Abdulaziz Fahad S	-	-	1	1	0.00
2	14	ALDOSSARI Thamer Abdullah S	-	1	-	1	0.00
2	15	ALKHAIBARY Esmael Abdullah A	-	1	-	1	0.00
2	7	ALNAJRANI Omar Mansour S	-	-	-	-	-
Team Totals			2	12	19	33	0.67

Non-Scoring Set


Rk	No	Name	Running Sets	Faults	Still Sets	Total Attempts	Avg by Set
1	12	ALMUTAIRI Muwffaq Masoud S	10	-	17	27	3.33
2	14	ALDOSSARI Thamer Abdullah S	5	2	20	27	1.67
3	7	ALNAJRANI Omar Mansour S	1	-	1	2	0.33
4	3	ALBAKHET Ahmed Abdulrahman M	-	-	2	2	0.00
4	4	ALBAKHEET Nawaf Abdulrahman M	-	-	2	2	0.00
4	10	ALGHAMDI Ayman Ahmad Y	-	-	2	2	0.00
4	18	ALKHALDI Abdulaziz Fahad S	-	-	1	1	0.00
	2	ALJAHANI Majed Mohammed S	-	-	-	-	-
	9	ALKHAWAHER Dhia Ali A	-	-	-	-	-
	13	ALMABADI Ahmed Masoud M	-	-	-	-	-
	15	ALKHAIBARY Esmael Abdullah A	-	-	-	-	-
	17	MAJRASHI Ibrahim Ali A	-	-	-	-	-
Team Totals			16	2	45	63	5.33

Non-Scoring Reception

Limit
25.00%

Rk	No	Name	Excellents	Faults	Serve Receptions	Total Attempts	Succ %
1	10	ALGHAMDI Ayman Ahmad Y	5	1	7	13	38.46
2	3	ALBAKHET Ahmed Abdulrahman M	4	-	15	19	21.05
3	7	ALNAJRANI Omar Mansour S	1	-	7	8	12.50
	9	ALKHAWAHER Dhia Ali A	2	1	4	7	-
	2	ALJAHANI Majed Mohammed S	1	2	4	7	-
	14	ALDOSSARI Thamer Abdullah S	-	-	1	1	-
	15	ALKHAIBARY Esmael Abdullah A	-	-	1	1	-
	4	ALBAKHEET Nawaf Abdulrahman M	-	-	-	-	-
	12	ALMUTAIRI Muwffaq Masoud S	-	-	-	-	-
	13	ALMABADI Ahmed Masoud M	-	-	-	-	-
	17	MAJRASHI Ibrahim Ali A	-	-	-	-	-
	18	ALKHALDI Abdulaziz Fahad S	-	-	-	-	-
Team Totals			13	4	39	56	23.21

LEGEND	
Avg Average	Eff% Efficiency
Rk Rank	Succ% Success %

Timing and Results provided by Tissot



SUN 21 SEP 2014

Start Time: 18:00 / End Time: 19:05

Match No.: 6

Match Statistics

경기 통계

Match Duration: 1h 05m
Spectators: 350

P3

MYA vs CHN


0 3

Teams	Sets	1	2	3	Total
MYA	0	11	12	18	41
CHN	3	25	25	25	75
	Playing Time	18m	20m	21m	59m


First Referee: CHENG Lai Chun (TPE)

Second Referee: KHATRI Raj Singh (IND)


MYA - Myanmar

Scoring Spike

Limit
15.00%

Rk	No	Name	Spikes	Faults	Shots	Total Attempts	Eff %
1	11	AUNG Thu	10	6	8	24	16.67
	5	WIN Tun Oo	5	5	7	17	
	3	ZAW Myo	3	9	-	12	
	9	DO Mae Ni Ko	-	3	4	7	
	17	THWIN Htoo Zin	3	3	1	7	
	1	NAY Lin Aung	-	1	-	1	
	2	KYAW Kyaw Htway	-	-	-	-	
	4	MYO Min Oo	-	-	-	-	
	7	KHWE Char Maung	-	-	-	-	
	12	YAN Lin Aung	-	-	-	-	
	18	NAY Lin Aung	-	-	-	-	
Team Totals			21	27	20	68	

Scoring Block


Rk	No	Name	Kill Blocks	Faults	Rebounds	Total Attempts	Avg by Set
1	11	AUNG Thu	1	2	2	5	0.33
1	5	WIN Tun Oo	1	1	1	3	0.33
1	2	KYAW Kyaw Htway	1	2	-	3	0.33
4	9	DO Mae Ni Ko	-	1	2	3	0.00
4	17	THWIN Htoo Zin	-	2	-	2	0.00
4	1	NAY Lin Aung	-	-	1	1	0.00
4	3	ZAW Myo	-	1	-	1	0.00
	4	MYO Min Oo	-	-	-	-	
	7	KHWE Char Maung	-	-	-	-	
	12	YAN Lin Aung	-	-	-	-	
	18	NAY Lin Aung	-	-	-	-	
Team Totals			3	9	6	18	1.00

Scoring Service


Rk	No	Name	Aces	Faults	Serve Hits	Total Attempts	Avg by Set
1	17	THWIN Htoo Zin	1	-	9	10	0.33
1	11	AUNG Thu	1	2	7	10	0.33
1	5	WIN Tun Oo	1	-	5	6	0.33
1	9	DO Mae Ni Ko	1	1	4	6	0.33
5	2	KYAW Kyaw Htway	-	-	7	7	0.00
5	3	ZAW Myo	-	1	4	5	0.00
	1	NAY Lin Aung	-	-	-	-	
	4	MYO Min Oo	-	-	-	-	
	7	KHWE Char Maung	-	-	-	-	
	12	YAN Lin Aung	-	-	-	-	
	18	NAY Lin Aung	-	-	-	-	
Team Totals			4	4	36	44	1.33

Team

Opponent Errors & Team Faults	
	13 1



SUN 21 SEP 2014

Start Time: 18:00 / End Time: 19:05

Match No.: 6

Match Statistics

경기 통계

Match Duration: 1h 05m
Spectators: 350

P3

MYA vs CHN


0 3

Teams	Sets	1	2	3	Total
MYA	0	11	12	18	41
CHN	3	25	25	25	75
	Playing Time	18m	20m	21m	59m


First Referee: CHENG Lai Chun (TPE)

Second Referee: KHATRI Raj Singh (IND)

MYA - Myanmar

Non-Scoring Dig


Rk	No	Name	Digs	Faults	Receptions	Total Attempts	Avg by Set
1	11	AUNG Thu	1	1	3	5	0.33
2	18	NAY Lin Aung	-	3	6	9	0.00
2	5	WIN Tun Oo	-	-	7	7	0.00
2	2	KYAW Kyaw Htway	-	4	3	7	0.00
2	3	ZAW Myo	-	-	3	3	0.00
2	9	DO Mae Ni Ko	-	1	2	3	0.00
2	17	THWIN Htoo Zin	-	-	1	1	0.00
2	1	NAY Lin Aung	-	1	-	1	0.00
	4	MYO Min Oo	-	-	-	-	-
	7	KHWE Char Maung	-	-	-	-	-
	12	YAN Lin Aung	-	-	-	-	-
Team Totals			1	10	25	36	0.33

Non-Scoring Set


Rk	No	Name	Running Sets	Faults	Still Sets	Total Attempts	Avg by Set
1	2	KYAW Kyaw Htway	19	1	31	51	6.33
2	9	DO Mae Ni Ko	1	-	3	4	0.33
2	18	NAY Lin Aung	1	-	2	3	0.33
4	11	AUNG Thu	-	-	3	3	0.00
4	5	WIN Tun Oo	-	-	2	2	0.00
4	1	NAY Lin Aung	-	-	1	1	0.00
4	3	ZAW Myo	-	-	1	1	0.00
4	17	THWIN Htoo Zin	-	-	1	1	0.00
	4	MYO Min Oo	-	-	-	-	-
	7	KHWE Char Maung	-	-	-	-	-
	12	YAN Lin Aung	-	-	-	-	-
Team Totals			21	1	44	66	7.00

Non-Scoring Reception

Limit
25.00%

Rk	No	Name	Excellents	Faults	Serve Receptions	Total Attempts	Succ %
1	11	AUNG Thu	13	2	9	24	54.17
2	18	NAY Lin Aung	6	1	15	22	27.27
	5	WIN Tun Oo	-	2	3	5	-
	3	ZAW Myo	1	1	2	4	-
	1	NAY Lin Aung	-	-	1	1	-
	9	DO Mae Ni Ko	-	-	1	1	-
	2	KYAW Kyaw Htway	-	-	-	-	-
	4	MYO Min Oo	-	-	-	-	-
	7	KHWE Char Maung	-	-	-	-	-
	12	YAN Lin Aung	-	-	-	-	-
	17	THWIN Htoo Zin	-	-	-	-	-
Team Totals			20	6	31	57	35.09



SUN 21 SEP 2014

Start Time: 18:00 / End Time: 19:05

Match No.: 6

Match Statistics

경기 통계

Match Duration: 1h 05m
Spectators: 350

P3

MYA vs CHN


0 3

Teams	Sets	1	2	3	Total
MYA	0	11	12	18	41
CHN	3	25	25	25	75
	Playing Time	18m	20m	21m	59m


First Referee: CHENG Lai Chun (TPE)

Second Referee: KHATRI Raj Singh (IND)


CHN - China

Scoring Spike

Limit
15.00%

Rk	No	Name	Spikes	Faults	Shots	Total Attempts	Eff %
1	18	JI Daoshuai	5	1	5	11	36.36
	13	KOU Zhichao	5	1	3	9	
	4	ZHANG Chen	6	-	2	8	
	3	YUAN Zhi	5	2	1	8	
	14	XU Jingtao	4	1	2	7	
	7	ZHONG Weijun	3	-	2	5	
	11	GENG Xin	4	-	1	5	
	6	LIANG Chunlong	3	1	-	4	
	8	CUI Jianjun	2	1	1	4	
	15	LI Runming	-	-	-	-	
	16	REN Qi	-	-	-	-	
	22	MAO Tianyi	-	-	-	-	
Team Totals			37	7	17	61	49.18

Scoring Block


Rk	No	Name	Kill Blocks	Faults	Rebounds	Total Attempts	Avg by Set
1	11	GENG Xin	3	1	4	8	1.00
1	14	XU Jingtao	3	3	-	6	1.00
3	6	LIANG Chunlong	2	2	1	5	0.67
4	22	MAO Tianyi	1	-	2	3	0.33
4	13	KOU Zhichao	1	2	-	3	0.33
6	7	ZHONG Weijun	-	-	2	2	0.00
6	4	ZHANG Chen	-	1	1	2	0.00
6	15	LI Runming	-	1	-	1	0.00
6	18	JI Daoshuai	-	1	-	1	0.00
	3	YUAN Zhi	-	-	-	-	
	8	CUI Jianjun	-	-	-	-	
	16	REN Qi	-	-	-	-	
Team Totals			10	11	10	31	3.33

Scoring Service


Rk	No	Name	Aces	Faults	Serve Hits	Total Attempts	Avg by Set
1	13	KOU Zhichao	2	2	12	16	0.67
1	3	YUAN Zhi	2	1	6	9	0.67
3	4	ZHANG Chen	1	-	8	9	0.33
3	8	CUI Jianjun	1	1	2	4	0.33
5	6	LIANG Chunlong	-	1	12	13	0.00
5	7	ZHONG Weijun	-	1	7	8	0.00
5	14	XU Jingtao	-	-	3	3	0.00
5	22	MAO Tianyi	-	-	3	3	0.00
5	18	JI Daoshuai	-	2	1	3	0.00
5	11	GENG Xin	-	-	2	2	0.00
5	15	LI Runming	-	-	2	2	0.00
	16	REN Qi	-	-	-	-	
Team Totals			6	8	58	72	2.00

Team
Opponent Errors & Team Faults

22	1
----	---

Timing and Results provided by Tissot



SUN 21 SEP 2014

Start Time: 18:00 / End Time: 19:05

Match No.: 6

Match Statistics

경기 통계

Match Duration: 1h 05m

Spectators: 350

P3

MYA vs CHN


0 3

Teams	Sets	1	2	3	Total
MYA	0	11	12	18	41
CHN	3	25	25	25	75
	Playing Time	18m	20m	21m	59m


First Referee: CHENG Lai Chun (TPE)

Second Referee: KHATRI Raj Singh (IND)

CHN - China

Non-Scoring Dig


Rk	No	Name	Digs	Faults	Receptions	Total Attempts	Avg by Set
1	22	MAO Tianyi	1	1	-	2	0.33
2	16	REN Qi	-	1	5	6	0.00
2	15	LI Runming	-	1	4	5	0.00
2	4	ZHANG Chen	-	-	3	3	0.00
2	18	JI Daoshuai	-	1	2	3	0.00
2	3	YUAN Zhi	-	-	2	2	0.00
2	6	LIANG Chunlong	-	-	2	2	0.00
2	7	ZHONG Weijun	-	-	2	2	0.00
2	8	CUI Jianjun	-	-	2	2	0.00
2	13	KOU Zhichao	-	-	1	1	0.00
2	14	XU Jingtao	-	-	1	1	0.00
2	11	GENG Xin	-	1	-	1	0.00
Team Totals			1	5	24	30	0.33

Non-Scoring Set


Rk	No	Name	Running Sets	Faults	Still Sets	Total Attempts	Avg by Set
1	22	MAO Tianyi	18	-	14	32	6.00
2	15	LI Runming	13	-	6	19	4.33
3	16	REN Qi	2	-	-	2	0.67
4	11	GENG Xin	1	-	-	1	0.33
5	8	CUI Jianjun	-	-	2	2	0.00
	3	YUAN Zhi	-	-	-	-	-
	4	ZHANG Chen	-	-	-	-	-
	6	LIANG Chunlong	-	-	-	-	-
	7	ZHONG Weijun	-	-	-	-	-
	13	KOU Zhichao	-	-	-	-	-
	14	XU Jingtao	-	-	-	-	-
	18	JI Daoshuai	-	-	-	-	-
Team Totals			34		22	56	11.33

Non-Scoring Reception

Limit
25.00%

Rk	No	Name	Excellents	Faults	Serve Receptions	Total Attempts	Succ %
	8	CUI Jianjun	7	-	4	11	
	4	ZHANG Chen	5	1	4	10	
	18	JI Daoshuai	2	1	3	6	
	16	REN Qi	1	-	4	5	
	7	ZHONG Weijun	2	1	2	5	
	3	YUAN Zhi	-	-	-	-	
	6	LIANG Chunlong	-	-	-	-	
	11	GENG Xin	-	-	-	-	
	13	KOU Zhichao	-	-	-	-	
	14	XU Jingtao	-	-	-	-	
	15	LI Runming	-	-	-	-	
	22	MAO Tianyi	-	-	-	-	
Team Totals			17	3	17	37	45.95

LEGEND							
Avg	Average	Eff%	Efficiency	Rk	Rank	Succ%	Success %

Timing and Results provided by Tissot



Results Table - Preliminary Round

결과표 - 조별리그

As of SUN 21 SEP 2014 at 19:24

P4

Pool A				Points per Set					Total Points	Match Duration	Spectators
Match	Date	Teams	Sets	1	2	3	4	5			
2	20 SEP 2014	KOR vs KAZ	3 - 0	25 - 16	25 - 21	25 - 23			75 - 60	1h 18m	4,000
4	21 SEP 2014	TPE vs QAT	0 - 3	21 - 25	17 - 25	21 - 25			59 - 75	1h 15m	290
10	23 SEP 2014	KAZ vs QAT									
15	24 SEP 2014	KOR vs TPE									
19	26 SEP 2014	TPE vs KAZ									
24	27 SEP 2014	KOR vs QAT									

Pool B				Points per Set					Total Points	Match Duration	Spectators
Match	Date	Teams	Sets	1	2	3	4	5			
1	20 SEP 2014	PAK vs KUW	0 - 3	22 - 25	21 - 25	16 - 25			59 - 75	1h 24m	1,000
5	21 SEP 2014	JPN vs KSA	3 - 0	25 - 15	25 - 14	25 - 12			75 - 41	1h 09m	280
7	22 SEP 2014	KUW vs KSA									
11	23 SEP 2014	PAK vs JPN									
16	25 SEP 2014	JPN vs KUW									
21	26 SEP 2014	KSA vs PAK									

Pool C				Points per Set					Total Points	Match Duration	Spectators
Match	Date	Teams	Sets	1	2	3	4	5			
3	20 SEP 2014	IND vs HKG	3 - 1	23 - 25	25 - 18	25 - 16	25 - 21		98 - 80	1h 39m	210
8	22 SEP 2014	MDV vs HKG									
13	24 SEP 2014	IND vs MDV									
17	25 SEP 2014	HKG vs IRI									
20	26 SEP 2014	IRI vs IND									
23	27 SEP 2014	IRI vs MDV									

Pool D				Points per Set					Total Points	Match Duration	Spectators
Match	Date	Teams	Sets	1	2	3	4	5			
6	21 SEP 2014	MYA vs CHN	0 - 3	11 - 25	12 - 25	18 - 25			41 - 75	1h 05m	350
9	22 SEP 2014	THA vs TKM									
12	23 SEP 2014	CHN vs TKM									
14	24 SEP 2014	MYA vs THA									
18	25 SEP 2014	THA vs CHN									
22	27 SEP 2014	TKM vs MYA									

Statistics of	Average match duration	Average spectators	Total spectators
Preliminary Round	7m	88	6,130

Pool A																	
Rank	Team	Ranking Points	Matches			Results Details					Sets			Points			
			Played	Won	Lost	3-0	3-1	3-2	2-3	1-3	0-3	Won	Lost	Ratio	Won	Lost	Ratio
1	QAT	3	1	1	0	1						3	0	MAX	75	59	1.271
2	KOR	3	1	1	0	1						3	0	MAX	75	60	1.250
3	KAZ	0	1	0	1						1	0	0.000	60	75	0.800	
4	TPE	0	1	0	1						1	0	0.000	59	75	0.787	

Pool B																	
Rank	Team	Ranking Points	Matches			Results Details					Sets			Points			
			Played	Won	Lost	3-0	3-1	3-2	2-3	1-3	0-3	Won	Lost	Ratio	Won	Lost	Ratio
1	JPN	3	1	1	0	1						3	0	MAX	75	41	1.829
2	KUW	3	1	1	0	1						3	0	MAX	75	59	1.271
3	PAK	0	1	0	1						1	0	0.000	59	75	0.787	
4	KSA	0	1	0	1						1	0	0.000	41	75	0.547	

Pool C																	
Rank	Team	Ranking Points	Matches			Results Details					Sets			Points			
			Played	Won	Lost	3-0	3-1	3-2	2-3	1-3	0-3	Won	Lost	Ratio	Won	Lost	Ratio
1	IND	3	1	1	0		1					3	1	3.000	98	80	1.225
2	HKG	0	1	0	1					1		1	3	0.333	80	98	0.816
	IRI																
	MDV																

Timing and Results provided by Tissot



Results Table - Preliminary Round

결과표 - 조별리그

As of SUN 21 SEP 2014 at 19:24

Pool D																	
Rank	Team	Ranking Points	Matches			Results Details						Sets			Points		
			Played	Won	Lost	3-0	3-1	3-2	2-3	1-3	0-3	Won	Lost	Ratio	Won	Lost	Ratio
1	CHN	3	1	1	0	1						3	0	MAX	75	41	1.829
2	MYA	0	1	0	1						1	0	3	0.000	41	75	0.547
	THA																
	TKM																

LEGEND

MAX Ratio with no points or sets lost
World Championships

Ratio Ratio of points or sets won/lost

Timing and Results provided by Tissot





Cumulative Statistics by Skills


스킬별 누적통계

CHN - China

AFTER 1 MATCH

Scoring Spike	No	Name	Spikes	Faults	Shots	Total Attempts	Eff %
	3	YUAN Zhi	5	2	1	8	37.50
	4	ZHANG Chen	6	-	2	8	75.00
	6	LIANG Chunlong	3	1	-	4	50.00
	7	ZHONG Weijun	3	-	2	5	60.00
	8	CUI Jianjun	2	1	1	4	25.00
	11	GENG Xin	4	-	1	5	80.00
	13	KOU Zhichao	5	1	3	9	44.44
	14	XU Jingtao	4	1	2	7	42.86
	15	LI Runming	-	-	-	-	0.00
	16	REN Qi	-	-	-	-	0.00
	18	JI Daoshuai	5	1	5	11	36.36
	22	MAO Tianyi	-	-	-	-	0.00
	Team Totals			37	7	17	61

Scoring Block	No	Name	Kill Blocks	Faults	Rebounds	Total Attempts	Avg by Set
	3	YUAN Zhi	-	-	-	-	0.00
	4	ZHANG Chen	-	1	1	2	0.00
	6	LIANG Chunlong	2	2	1	5	0.67
	7	ZHONG Weijun	-	-	2	2	0.00
	8	CUI Jianjun	-	-	-	-	0.00
	11	GENG Xin	3	1	4	8	1.00
	13	KOU Zhichao	1	2	-	3	0.33
	14	XU Jingtao	3	3	-	6	1.00
	15	LI Runming	-	1	-	1	0.00
	16	REN Qi	-	-	-	-	0.00
	18	JI Daoshuai	-	1	-	1	0.00
	22	MAO Tianyi	1	-	2	3	0.33
	Team Totals			10	11	10	31

Scoring Service	No	Name	Aces	Faults	Serve Hits	Total Attempts	Avg by Set
	3	YUAN Zhi	2	1	6	9	0.67
	4	ZHANG Chen	1	-	8	9	0.33
	6	LIANG Chunlong	-	1	12	13	0.00
	7	ZHONG Weijun	-	1	7	8	0.00
	8	CUI Jianjun	1	1	2	4	0.33
	11	GENG Xin	-	-	2	2	0.00
	13	KOU Zhichao	2	2	12	16	0.67
	14	XU Jingtao	-	-	3	3	0.00
	15	LI Runming	-	-	2	2	0.00
	16	REN Qi	-	-	-	-	0.00
	18	JI Daoshuai	-	2	1	3	0.00
	22	MAO Tianyi	-	-	3	3	0.00
	Team Totals			6	8	58	72

Team	Opponent Errors & Team Faults	22	1
-------------	--	----	---





Cumulative Statistics by Skills


스킬별 누적통계

CHN - China

AFTER 1 MATCH

Non-Scoring Dig	No	Name	Digs	Faults	Receptions	Total Attempts	Avg by Set
	3	YUAN Zhi	-	-	2	2	0.00
	4	ZHANG Chen	-	-	3	3	0.00
	6	LIANG Chunlong	-	-	2	2	0.00
	7	ZHONG Weijun	-	-	2	2	0.00
	8	CUI Jianjun	-	-	2	2	0.00
	11	GENG Xin	-	1	-	1	0.00
	13	KOU Zhichao	-	-	1	1	0.00
	14	XU Jingtao	-	-	1	1	0.00
	15	LI Runming	-	1	4	5	0.00
	16	REN Qi	-	1	5	6	0.00
	18	JI Daoshuai	-	1	2	3	0.00
	22	MAO Tianyi	1	1	-	2	0.33
Team Totals			1	5	24	30	0.33

Non-Scoring Set	No	Name	Running Sets	Faults	Still Sets	Total Attempts	Avg by Set
	3	YUAN Zhi	-	-	-	-	0.00
	4	ZHANG Chen	-	-	-	-	0.00
	6	LIANG Chunlong	-	-	-	-	0.00
	7	ZHONG Weijun	-	-	-	-	0.00
	8	CUI Jianjun	-	-	2	2	0.00
	11	GENG Xin	1	-	-	1	0.33
	13	KOU Zhichao	-	-	-	-	0.00
	14	XU Jingtao	-	-	-	-	0.00
	15	LI Runming	13	-	6	19	4.33
	16	REN Qi	2	-	-	2	0.67
	18	JI Daoshuai	-	-	-	-	0.00
	22	MAO Tianyi	18	-	14	32	6.00
Team Totals			34	-	22	56	11.33

Non-Scoring Reception	No	Name	Excellents	Faults	Serve Receptions	Total Attempts	Succ %
	3	YUAN Zhi	-	-	-	-	0.00
	4	ZHANG Chen	5	1	4	10	50.00
	6	LIANG Chunlong	-	-	-	-	0.00
	7	ZHONG Weijun	2	1	2	5	40.00
	8	CUI Jianjun	7	-	4	11	63.64
	11	GENG Xin	-	-	-	-	0.00
	13	KOU Zhichao	-	-	-	-	0.00
	14	XU Jingtao	-	-	-	-	0.00
	15	LI Runming	-	-	-	-	0.00
	16	REN Qi	1	-	4	5	20.00
	18	JI Daoshuai	2	1	3	6	33.33
	22	MAO Tianyi	-	-	-	-	0.00
Team Totals			17	3	17	37	45.95

LEGEND			
Avg	Average	Eff%	Efficiency
	World Championships	Succ%	Success %





Cumulative Statistics by Skills


스킬별 누적통계

JPN - Japan

AFTER 1 MATCH

Scoring Spike	No	Name	Spikes	Faults	Shots	Total Attempts	Eff %	
	1	SHIMIZU Kunihiro	8	5	4	17	17.65	
	6	UCHIYAMA Shohei	-	-	-	-	0.00	
	7	KOSHIKAWA Yu	8	2	4	14	42.86	
	8	TSUBAKIYAMA Ryosuke	3	1	-	4	50.00	
	11	YANAGIDA Masahiro	1	-	1	2	50.00	
	12	YAMAUCHI Akihiro	4	-	-	4	100.00	
	13	FUKATSU Hideomi	-	-	-	-	0.00	
	14	ISHIKAWA Yuki	4	1	-	5	60.00	
	16	DEKITA Takashi	3	1	2	6	33.33	
	17	NAGANO Takeshi	-	-	-	-	0.00	
	18	YONEYAMA Yuta	5	-	2	7	71.43	
	19	FUSHIMI Yamato	-	-	-	-	0.00	
	Team Totals			36	10	13	59	44.07

Scoring Block	No	Name	Kill Blocks	Faults	Rebounds	Total Attempts	Avg by Set	
	1	SHIMIZU Kunihiro	1	1	2	4	0.33	
	6	UCHIYAMA Shohei	-	-	-	-	0.00	
	7	KOSHIKAWA Yu	-	2	1	3	0.00	
	8	TSUBAKIYAMA Ryosuke	-	1	-	1	0.00	
	11	YANAGIDA Masahiro	-	-	1	1	0.00	
	12	YAMAUCHI Akihiro	1	1	3	5	0.33	
	13	FUKATSU Hideomi	2	-	3	5	0.67	
	14	ISHIKAWA Yuki	-	1	-	1	0.00	
	16	DEKITA Takashi	1	2	1	4	0.33	
	17	NAGANO Takeshi	-	-	-	-	0.00	
	18	YONEYAMA Yuta	1	1	-	2	0.33	
	19	FUSHIMI Yamato	-	1	-	1	0.00	
	Team Totals			6	10	11	27	2.00

Scoring Service	No	Name	Aces	Faults	Serve Hits	Total Attempts	Avg by Set	
	1	SHIMIZU Kunihiro	1	1	6	8	0.33	
	6	UCHIYAMA Shohei	-	-	1	1	0.00	
	7	KOSHIKAWA Yu	1	3	5	9	0.33	
	8	TSUBAKIYAMA Ryosuke	1	-	5	6	0.33	
	11	YANAGIDA Masahiro	-	1	-	1	0.00	
	12	YAMAUCHI Akihiro	2	3	5	10	0.67	
	13	FUKATSU Hideomi	1	1	9	11	0.33	
	14	ISHIKAWA Yuki	-	2	2	4	0.00	
	16	DEKITA Takashi	-	-	15	15	0.00	
	17	NAGANO Takeshi	-	-	-	-	0.00	
	18	YONEYAMA Yuta	-	-	7	7	0.00	
	19	FUSHIMI Yamato	-	1	-	1	0.00	
	Team Totals			6	12	55	73	2.00

Team	Opponent Errors & Team Faults	27	1
-------------	--	----	---





Cumulative Statistics by Skills


스킬별 누적통계

JPN - Japan

AFTER 1 MATCH

Non-Scoring Dig	No	Name	Digs	Faults	Receptions	Total Attempts	Avg by Set
	1	SHIMIZU Kunihiro	-	-	3	3	0.00
	6	UCHIYAMA Shohei	-	-	-	-	0.00
	7	KOSHIKAWA Yu	2	-	5	7	0.67
	8	TSUBAKIYAMA Ryosuke	-	-	3	3	0.00
	11	YANAGIDA Masahiro	-	-	1	1	0.00
	12	YAMAUCHI Akihiro	-	-	1	1	0.00
	13	FUKATSU Hideomi	2	1	5	8	0.67
	14	ISHIKAWA Yuki	-	-	1	1	0.00
	16	DEKITA Takashi	-	1	-	1	0.00
	17	NAGANO Takeshi	2	1	4	7	0.67
	18	YONEYAMA Yuta	-	2	4	6	0.00
	19	FUSHIMI Yamato	-	-	-	-	0.00
Team Totals			6	5	27	38	2.00

Non-Scoring Set	No	Name	Running Sets	Faults	Still Sets	Total Attempts	Avg by Set
	1	SHIMIZU Kunihiro	-	-	-	-	0.00
	6	UCHIYAMA Shohei	5	-	2	7	1.67
	7	KOSHIKAWA Yu	-	-	-	-	0.00
	8	TSUBAKIYAMA Ryosuke	-	-	-	-	0.00
	11	YANAGIDA Masahiro	-	-	-	-	0.00
	12	YAMAUCHI Akihiro	-	-	1	1	0.00
	13	FUKATSU Hideomi	23	-	16	39	7.67
	14	ISHIKAWA Yuki	1	-	-	1	0.33
	16	DEKITA Takashi	-	-	-	-	0.00
	17	NAGANO Takeshi	2	-	2	4	0.67
	18	YONEYAMA Yuta	2	-	2	4	0.67
	19	FUSHIMI Yamato	-	-	-	-	0.00
Team Totals			33		23	56	11.00

Non-Scoring Reception	No	Name	Excellents	Faults	Serve Receptions	Total Attempts	Succ %
	1	SHIMIZU Kunihiro	-	-	-	-	0.00
	6	UCHIYAMA Shohei	-	-	-	-	0.00
	7	KOSHIKAWA Yu	3	-	5	8	37.50
	8	TSUBAKIYAMA Ryosuke	-	-	-	-	0.00
	11	YANAGIDA Masahiro	-	-	-	-	0.00
	12	YAMAUCHI Akihiro	-	-	-	-	0.00
	13	FUKATSU Hideomi	-	-	-	-	0.00
	14	ISHIKAWA Yuki	3	-	2	5	60.00
	16	DEKITA Takashi	-	-	-	-	0.00
	17	NAGANO Takeshi	2	-	6	8	25.00
	18	YONEYAMA Yuta	5	1	2	8	62.50
	19	FUSHIMI Yamato	-	-	-	-	0.00
Team Totals			13	1	15	29	44.83

LEGEND			
Avg	Eff%	Succ%	
Average	Efficiency	Success %	

Timing and Results provided by Tissot





Cumulative Statistics by Skills


스킬별 누적통계

KSA - Saudi Arabia

AFTER 1 MATCH

Scoring Spike	No	Name	Spikes	Faults	Shots	Total Attempts	Eff %	
	2	ALJAHANI Majed Mohammed S	4	3	7	14	7.14	
	3	ALBAKHET Ahmed Abdulrahman M	3	3	8	14	0.00	
	4	ALBAKHEET Nawaf Abdulrahman M	2	4	4	10	0.00	
	7	ALNAJRANI Omar Mansour S	1	4	5	10	0.00	
	9	ALKHAWAHER Dhia Ali A	1	2	1	4	0.00	
	10	ALGHAMDI Ayman Ahmad Y	-	-	-	-	0.00	
	12	ALMUTAIRI Muwffaq Masoud S	1	-	1	2	50.00	
	13	ALMABADI Ahmed Masoud M	2	1	2	5	20.00	
	14	ALDOSSARI Thamer Abdullah S	-	-	-	-	0.00	
	15	ALKHAIBARY Esmael Abdullah A	-	-	1	1	0.00	
	17	MAJRASHI Ibrahim Ali A	-	-	1	1	0.00	
	18	ALKHALDI Abdulaziz Fahad S	4	1	-	5	60.00	
	Team Totals			18	18	30	66	0.00

Scoring Block	No	Name	Kill Blocks	Faults	Rebounds	Total Attempts	Avg by Set	
	2	ALJAHANI Majed Mohammed S	-	2	-	2	0.00	
	3	ALBAKHET Ahmed Abdulrahman M	3	-	-	3	1.00	
	4	ALBAKHEET Nawaf Abdulrahman M	-	4	2	6	0.00	
	7	ALNAJRANI Omar Mansour S	1	-	-	1	0.33	
	9	ALKHAWAHER Dhia Ali A	-	-	-	-	0.00	
	10	ALGHAMDI Ayman Ahmad Y	-	-	-	-	0.00	
	12	ALMUTAIRI Muwffaq Masoud S	-	-	-	-	0.00	
	13	ALMABADI Ahmed Masoud M	-	2	-	2	0.00	
	14	ALDOSSARI Thamer Abdullah S	-	-	-	-	0.00	
	15	ALKHAIBARY Esmael Abdullah A	-	2	1	3	0.00	
	17	MAJRASHI Ibrahim Ali A	-	-	-	-	0.00	
	18	ALKHALDI Abdulaziz Fahad S	1	2	3	6	0.33	
	Team Totals			5	12	6	23	1.67

Scoring Service	No	Name	Aces	Faults	Serve Hits	Total Attempts	Avg by Set	
	2	ALJAHANI Majed Mohammed S	-	1	2	3	0.00	
	3	ALBAKHET Ahmed Abdulrahman M	-	-	7	7	0.00	
	4	ALBAKHEET Nawaf Abdulrahman M	1	1	2	4	0.33	
	7	ALNAJRANI Omar Mansour S	-	1	3	4	0.00	
	9	ALKHAWAHER Dhia Ali A	-	-	1	1	0.00	
	10	ALGHAMDI Ayman Ahmad Y	-	-	-	-	0.00	
	12	ALMUTAIRI Muwffaq Masoud S	-	1	2	3	0.00	
	13	ALMABADI Ahmed Masoud M	-	2	1	3	0.00	
	14	ALDOSSARI Thamer Abdullah S	-	1	3	4	0.00	
	15	ALKHAIBARY Esmael Abdullah A	-	2	3	5	0.00	
	17	MAJRASHI Ibrahim Ali A	-	-	2	2	0.00	
	18	ALKHALDI Abdulaziz Fahad S	-	2	5	7	0.00	
	Team Totals			1	11	31	43	0.33

Team	Opponent Errors & Team Faults	17	2





Cumulative Statistics by Skills


스킬별 누적통계

KSA - Saudi Arabia

AFTER 1 MATCH

Non-Scoring Dig	No	Name	Digs	Faults	Receptions	Total Attempts	Avg by Set	
	2	ALJAHANI Majed Mohammed S	-	1	1	2	0.00	
	3	ALBAKHET Ahmed Abdulrahman M	-	-	3	3	0.00	
	4	ALBAKHEET Nawaf Abdulrahman M	-	-	2	2	0.00	
	7	ALNAJRANI Omar Mansour S	-	-	-	-	0.00	
	9	ALKHAWAHER Dhia Ali A	-	1	1	2	0.00	
	10	ALGHAMDI Ayman Ahmad Y	2	4	5	11	0.67	
	12	ALMUTAIRI Muwffaq Masoud S	-	2	4	6	0.00	
	13	ALMABADI Ahmed Masoud M	-	-	2	2	0.00	
	14	ALDOSSARI Thamer Abdullah S	-	1	-	1	0.00	
	15	ALKHAIBARY Esmael Abdullah A	-	1	-	1	0.00	
	17	MAJRASHI Ibrahim Ali A	-	2	-	2	0.00	
	18	ALKHALDI Abdulaziz Fahad S	-	-	1	1	0.00	
	Team Totals			2	12	19	33	0.67

Non-Scoring Set	No	Name	Running Sets	Faults	Still Sets	Total Attempts	Avg by Set	
	2	ALJAHANI Majed Mohammed S	-	-	-	-	0.00	
	3	ALBAKHET Ahmed Abdulrahman M	-	-	2	2	0.00	
	4	ALBAKHEET Nawaf Abdulrahman M	-	-	2	2	0.00	
	7	ALNAJRANI Omar Mansour S	1	-	1	2	0.33	
	9	ALKHAWAHER Dhia Ali A	-	-	-	-	0.00	
	10	ALGHAMDI Ayman Ahmad Y	-	-	2	2	0.00	
	12	ALMUTAIRI Muwffaq Masoud S	10	-	17	27	3.33	
	13	ALMABADI Ahmed Masoud M	-	-	-	-	0.00	
	14	ALDOSSARI Thamer Abdullah S	5	2	20	27	1.67	
	15	ALKHAIBARY Esmael Abdullah A	-	-	-	-	0.00	
	17	MAJRASHI Ibrahim Ali A	-	-	-	-	0.00	
	18	ALKHALDI Abdulaziz Fahad S	-	-	1	1	0.00	
	Team Totals			16	2	45	63	5.33

Non-Scoring Reception	No	Name	Excellents	Faults	Serve Receptions	Total Attempts	Succ %	
	2	ALJAHANI Majed Mohammed S	1	2	4	7	14.29	
	3	ALBAKHET Ahmed Abdulrahman M	4	-	15	19	21.05	
	4	ALBAKHEET Nawaf Abdulrahman M	-	-	-	-	0.00	
	7	ALNAJRANI Omar Mansour S	1	-	7	8	12.50	
	9	ALKHAWAHER Dhia Ali A	2	1	4	7	28.57	
	10	ALGHAMDI Ayman Ahmad Y	5	1	7	13	38.46	
	12	ALMUTAIRI Muwffaq Masoud S	-	-	-	-	0.00	
	13	ALMABADI Ahmed Masoud M	-	-	-	-	0.00	
	14	ALDOSSARI Thamer Abdullah S	-	-	1	1	0.00	
	15	ALKHAIBARY Esmael Abdullah A	-	-	1	1	0.00	
	17	MAJRASHI Ibrahim Ali A	-	-	-	-	0.00	
	18	ALKHALDI Abdulaziz Fahad S	-	-	-	-	0.00	
	Team Totals			13	4	39	56	23.21

LEGEND			
Avg	Eff%	Succ%	
Average	Efficiency	Success %	

Timing and Results provided by Tissot





Cumulative Statistics by Skills


스킬별 누적통계

MYA - Myanmar

AFTER 1 MATCH

Scoring Spike	No	Name	Spikes	Faults	Shots	Total Attempts	Eff %
	1	NAY Lin Aung	-	1	-	1	0.00
	2	KYAW Kyaw Htway	-	-	-	-	0.00
	3	ZAW Myo	3	9	-	12	0.00
	4	MYO Min Oo	-	-	-	-	0.00
	5	WIN Tun Oo	5	5	7	17	0.00
	7	KHWE Char Maung	-	-	-	-	0.00
	9	DO Mae Ni Ko	-	3	4	7	0.00
	11	AUNG Thu	10	6	8	24	16.67
	12	YAN Lin Aung	-	-	-	-	0.00
	17	THWIN Htoo Zin	3	3	1	7	0.00
18	NAY Lin Aung	-	-	-	-	0.00	
Team Totals			21	27	20	68	

Scoring Block	No	Name	Kill Blocks	Faults	Rebounds	Total Attempts	Avg by Set
	1	NAY Lin Aung	-	-	1	1	0.00
	2	KYAW Kyaw Htway	1	2	-	3	0.33
	3	ZAW Myo	-	1	-	1	0.00
	4	MYO Min Oo	-	-	-	-	0.00
	5	WIN Tun Oo	1	1	1	3	0.33
	7	KHWE Char Maung	-	-	-	-	0.00
	9	DO Mae Ni Ko	-	1	2	3	0.00
	11	AUNG Thu	1	2	2	5	0.33
	12	YAN Lin Aung	-	-	-	-	0.00
	17	THWIN Htoo Zin	-	2	-	2	0.00
18	NAY Lin Aung	-	-	-	-	0.00	
Team Totals			3	9	6	18	1.00

Scoring Service	No	Name	Aces	Faults	Serve Hits	Total Attempts	Avg by Set
	1	NAY Lin Aung	-	-	-	-	0.00
	2	KYAW Kyaw Htway	-	-	7	7	0.00
	3	ZAW Myo	-	1	4	5	0.00
	4	MYO Min Oo	-	-	-	-	0.00
	5	WIN Tun Oo	1	-	5	6	0.33
	7	KHWE Char Maung	-	-	-	-	0.00
	9	DO Mae Ni Ko	1	1	4	6	0.33
	11	AUNG Thu	1	2	7	10	0.33
	12	YAN Lin Aung	-	-	-	-	0.00
	17	THWIN Htoo Zin	1	-	9	10	0.33
18	NAY Lin Aung	-	-	-	-	0.00	
Team Totals			4	4	36	44	1.33

Team	Opponent Errors & Team Faults		
		13	1





Cumulative Statistics by Skills


스킬별 누적통계

MYA - Myanmar

AFTER 1 MATCH

Non-Scoring Dig	No	Name	Digs	Faults	Receptions	Total Attempts	Avg by Set
	1	NAY Lin Aung	-	1	-	1	0.00
	2	KYAW Kyaw Htway	-	4	3	7	0.00
	3	ZAW Myo	-	-	3	3	0.00
	4	MYO Min Oo	-	-	-	-	0.00
	5	WIN Tun Oo	-	-	7	7	0.00
	7	KHWE Char Maung	-	-	-	-	0.00
	9	DO Mae Ni Ko	-	1	2	3	0.00
	11	AUNG Thu	1	1	3	5	0.33
	12	YAN Lin Aung	-	-	-	-	0.00
	17	THWIN Htoo Zin	-	-	1	1	0.00
18	NAY Lin Aung	-	3	6	9	0.00	
Team Totals			1	10	25	36	0.33

Non-Scoring Set	No	Name	Running Sets	Faults	Still Sets	Total Attempts	Avg by Set
	1	NAY Lin Aung	-	-	1	1	0.00
	2	KYAW Kyaw Htway	19	1	31	51	6.33
	3	ZAW Myo	-	-	1	1	0.00
	4	MYO Min Oo	-	-	-	-	0.00
	5	WIN Tun Oo	-	-	2	2	0.00
	7	KHWE Char Maung	-	-	-	-	0.00
	9	DO Mae Ni Ko	1	-	3	4	0.33
	11	AUNG Thu	-	-	3	3	0.00
	12	YAN Lin Aung	-	-	-	-	0.00
	17	THWIN Htoo Zin	-	-	1	1	0.00
18	NAY Lin Aung	1	-	2	3	0.33	
Team Totals			21	1	44	66	7.00

Non-Scoring Reception	No	Name	Excellents	Faults	Serve Receptions	Total Attempts	Succ %
	1	NAY Lin Aung	-	-	1	1	0.00
	2	KYAW Kyaw Htway	-	-	-	-	0.00
	3	ZAW Myo	1	1	2	4	25.00
	4	MYO Min Oo	-	-	-	-	0.00
	5	WIN Tun Oo	-	2	3	5	0.00
	7	KHWE Char Maung	-	-	-	-	0.00
	9	DO Mae Ni Ko	-	-	1	1	0.00
	11	AUNG Thu	13	2	9	24	54.17
	12	YAN Lin Aung	-	-	-	-	0.00
	17	THWIN Htoo Zin	-	-	-	-	0.00
18	NAY Lin Aung	6	1	15	22	27.27	
Team Totals			20	6	31	57	35.09

LEGEND			
Avg	Average	Eff%	Efficiency
	World Championships	Succ%	Success %

Timing and Results provided by Tissot





Cumulative Statistics by Skills


스킬별 누적통계

QAT - Qatar

AFTER 1 MATCH

Scoring Spike	No	Name	Spikes	Faults	Shots	Total Attempts	Eff %
	2	MOHAMED Jumah	8	-	3	11	72.73
	3	STEVANOVIC Milos	-	-	1	1	0.00
	4	RIBERO Renan	-	1	2	3	0.00
	5	SAAD Sulaiman	-	-	-	-	0.00
	6	CHIGBO John	8	1	2	11	63.64
	9	BAIRAMI Ali	-	-	-	-	0.00
	10	SADIKH Ndir	13	5	6	24	33.33
	11	DIAB Ahmad	-	-	-	-	0.00
	12	HAMMAD Mubarak	8	1	6	15	46.67
	15	ABUWATFA Mohammed	-	-	-	-	0.00
	16	IBRAHIM Ibrahim	6	1	8	15	33.33
19	EBRAHIM Mohammed	-	-	-	-	0.00	
Team Totals			43	9	28	80	42.50

Scoring Block	No	Name	Kill Blocks	Faults	Rebounds	Total Attempts	Avg by Set
	2	MOHAMED Jumah	2	-	1	3	0.67
	3	STEVANOVIC Milos	1	-	1	2	0.33
	4	RIBERO Renan	-	1	-	1	0.00
	5	SAAD Sulaiman	-	-	-	-	0.00
	6	CHIGBO John	1	1	1	3	0.33
	9	BAIRAMI Ali	-	-	-	-	0.00
	10	SADIKH Ndir	1	2	1	4	0.33
	11	DIAB Ahmad	-	-	-	-	0.00
	12	HAMMAD Mubarak	2	3	2	7	0.67
	15	ABUWATFA Mohammed	-	-	-	-	0.00
	16	IBRAHIM Ibrahim	6	5	2	13	2.00
19	EBRAHIM Mohammed	-	-	-	-	0.00	
Team Totals			13	12	8	33	4.33

Scoring Service	No	Name	Aces	Faults	Serve Hits	Total Attempts	Avg by Set
	2	MOHAMED Jumah	-	1	11	12	0.00
	3	STEVANOVIC Milos	-	4	10	14	0.00
	4	RIBERO Renan	-	-	-	-	0.00
	5	SAAD Sulaiman	-	-	-	-	0.00
	6	CHIGBO John	1	-	12	13	0.33
	9	BAIRAMI Ali	-	-	-	-	0.00
	10	SADIKH Ndir	-	1	10	11	0.00
	11	DIAB Ahmad	-	-	-	-	0.00
	12	HAMMAD Mubarak	-	-	7	7	0.00
	15	ABUWATFA Mohammed	-	1	3	4	0.00
	16	IBRAHIM Ibrahim	2	2	8	12	0.67
19	EBRAHIM Mohammed	-	-	-	-	0.00	
Team Totals			3	9	61	73	1.00

Team	Opponent Errors & Team Faults	16	1
------	-------------------------------	----	---





Cumulative Statistics by Skills


스킬별 누적통계

QAT - Qatar

AFTER 1 MATCH

Non-Scoring Dig	No	Name	Digs	Faults	Receptions	Total Attempts	Avg by Set
	2	MOHAMED Jumah	2	2	6	10	0.67
	3	STEVANOVIC Milos	-	-	2	2	0.00
	4	RIBERO Renan	-	-	-	-	0.00
	5	SAAD Sulaiman	4	3	5	12	1.33
	6	CHIGBO John	1	-	1	2	0.33
	9	BAIRAMI Ali	-	-	-	-	0.00
	10	SADIKH Ndir	1	1	6	8	0.33
	11	DIAB Ahmad	-	-	-	-	0.00
	12	HAMMAD Mubarak	1	1	1	3	0.33
	15	ABUWATFA Mohammed	-	-	-	-	0.00
	16	IBRAHIM Ibrahim	-	2	3	5	0.00
19	EBRAHIM Mohammed	-	-	-	-	0.00	
Team Totals			9	9	24	42	3.00

Non-Scoring Set	No	Name	Running Sets	Faults	Still Sets	Total Attempts	Avg by Set
	2	MOHAMED Jumah	-	-	1	1	0.00
	3	STEVANOVIC Milos	35	-	28	63	11.67
	4	RIBERO Renan	-	-	-	-	0.00
	5	SAAD Sulaiman	1	-	-	1	0.33
	6	CHIGBO John	-	-	2	2	0.00
	9	BAIRAMI Ali	-	-	-	-	0.00
	10	SADIKH Ndir	-	-	-	-	0.00
	11	DIAB Ahmad	-	-	-	-	0.00
	12	HAMMAD Mubarak	-	-	-	-	0.00
	15	ABUWATFA Mohammed	4	-	6	10	1.33
	16	IBRAHIM Ibrahim	-	-	-	-	0.00
19	EBRAHIM Mohammed	-	-	-	-	0.00	
Team Totals			40	-	37	77	13.33

Non-Scoring Reception	No	Name	Excellents	Faults	Serve Receptions	Total Attempts	Succ %
	2	MOHAMED Jumah	5	1	12	18	27.78
	3	STEVANOVIC Milos	-	-	-	-	0.00
	4	RIBERO Renan	-	-	-	-	0.00
	5	SAAD Sulaiman	12	2	7	21	57.14
	6	CHIGBO John	-	-	-	-	0.00
	9	BAIRAMI Ali	-	-	-	-	0.00
	10	SADIKH Ndir	5	-	8	13	38.46
	11	DIAB Ahmad	-	-	-	-	0.00
	12	HAMMAD Mubarak	-	-	-	-	0.00
	15	ABUWATFA Mohammed	-	-	-	-	0.00
	16	IBRAHIM Ibrahim	-	-	-	-	0.00
19	EBRAHIM Mohammed	-	-	-	-	0.00	
Team Totals			22	3	27	52	42.31

LEGEND			
Avg	Eff%	Succ%	
Average	Efficiency	Success %	

Timing and Results provided by Tissot





Cumulative Statistics by Skills


스킬별 누적통계

TPE - Chinese Taipei

AFTER 1 MATCH

Scoring Spike	No	Name	Spikes	Faults	Shots	Total Attempts	Eff %
	2	CHANG Liang Hao	-	-	-	-	0.00
	3	LI Chia Hsuan	-	-	-	-	0.00
	6	HUANG Chun Ching	9	1	5	15	53.33
	7	LIU Hung Min	1	2	3	6	0.00
	9	CHIANG Tien Yu	2	2	1	5	0.00
	11	LU CHIANG Yao Chiang	-	-	-	-	0.00
	13	CHENG Ju Chien	-	-	-	-	0.00
	14	WANG Ming Chun	5	7	8	20	0.00
	15	HUANG Chin Feng	18	5	6	29	44.83
	16	LIN Yung Shun	-	-	-	-	0.00
17	HUANG Pei Hung	-	-	-	-	0.00	
19	CHEN Chien Chen	3	4	4	11	0.00	
Team Totals			38	21	27	86	19.77

Scoring Block	No	Name	Kill Blocks	Faults	Rebounds	Total Attempts	Avg by Set
	2	CHANG Liang Hao	-	-	-	-	0.00
	3	LI Chia Hsuan	-	-	-	-	0.00
	6	HUANG Chun Ching	1	3	1	5	0.33
	7	LIU Hung Min	-	-	1	1	0.00
	9	CHIANG Tien Yu	1	5	2	8	0.33
	11	LU CHIANG Yao Chiang	-	-	-	-	0.00
	13	CHENG Ju Chien	-	-	1	1	0.00
	14	WANG Ming Chun	-	6	1	7	0.00
	15	HUANG Chin Feng	-	1	-	1	0.00
	16	LIN Yung Shun	-	-	-	-	0.00
17	HUANG Pei Hung	-	2	-	2	0.00	
19	CHEN Chien Chen	-	2	-	2	0.00	
Team Totals			2	19	6	27	0.67

Scoring Service	No	Name	Aces	Faults	Serve Hits	Total Attempts	Avg by Set
	2	CHANG Liang Hao	-	-	-	-	0.00
	3	LI Chia Hsuan	-	-	-	-	0.00
	6	HUANG Chun Ching	-	1	6	7	0.00
	7	LIU Hung Min	1	-	5	6	0.33
	9	CHIANG Tien Yu	1	-	13	14	0.33
	11	LU CHIANG Yao Chiang	-	-	-	-	0.00
	13	CHENG Ju Chien	-	-	3	3	0.00
	14	WANG Ming Chun	1	2	8	11	0.33
	15	HUANG Chin Feng	-	3	6	9	0.00
	16	LIN Yung Shun	-	-	-	-	0.00
17	HUANG Pei Hung	-	-	5	5	0.00	
19	CHEN Chien Chen	-	1	5	6	0.00	
Team Totals			3	7	51	61	1.00

Team	Opponent Errors & Team Faults	16	1
-------------	--	----	---





Cumulative Statistics by Skills


스킬별 누적통계

TPE - Chinese Taipei

AFTER 1 MATCH

Non-Scoring Dig	No	Name	Digs	Faults	Receptions	Total Attempts	Avg by Set
	2	CHANG Liang Hao	-	-	-	-	0.00
	3	LI Chia Hsuan	-	-	-	-	0.00
	6	HUANG Chun Ching	-	-	1	1	0.00
	7	LIU Hung Min	-	-	3	3	0.00
	9	CHIANG Tien Yu	-	-	2	2	0.00
	11	LU CHIANG Yao Chiang	-	-	-	-	0.00
	13	CHENG Ju Chien	1	1	-	2	0.33
	14	WANG Ming Chun	1	3	5	9	0.33
	15	HUANG Chin Feng	1	1	2	4	0.33
	16	LIN Yung Shun	1	1	12	14	0.33
	17	HUANG Pei Hung	-	-	-	-	0.00
	19	CHEN Chien Chen	2	1	2	5	0.67
Team Totals			6	7	27	40	2.00

Non-Scoring Set	No	Name	Running Sets	Faults	Still Sets	Total Attempts	Avg by Set
	2	CHANG Liang Hao	-	-	-	-	0.00
	3	LI Chia Hsuan	-	-	-	-	0.00
	6	HUANG Chun Ching	-	-	-	-	0.00
	7	LIU Hung Min	-	-	1	1	0.00
	9	CHIANG Tien Yu	-	-	-	-	0.00
	11	LU CHIANG Yao Chiang	-	-	-	-	0.00
	13	CHENG Ju Chien	14	-	21	35	4.67
	14	WANG Ming Chun	1	-	2	3	0.33
	15	HUANG Chin Feng	-	-	-	-	0.00
	16	LIN Yung Shun	1	-	1	2	0.33
	17	HUANG Pei Hung	21	-	21	42	7.00
	19	CHEN Chien Chen	-	-	1	1	0.00
Team Totals			37	-	47	84	12.33

Non-Scoring Reception	No	Name	Excellents	Faults	Serve Receptions	Total Attempts	Succ %
	2	CHANG Liang Hao	-	-	-	-	0.00
	3	LI Chia Hsuan	-	-	-	-	0.00
	6	HUANG Chun Ching	-	-	1	1	0.00
	7	LIU Hung Min	4	1	3	8	50.00
	9	CHIANG Tien Yu	-	-	-	-	0.00
	11	LU CHIANG Yao Chiang	-	-	-	-	0.00
	13	CHENG Ju Chien	-	-	-	-	0.00
	14	WANG Ming Chun	-	-	-	-	0.00
	15	HUANG Chin Feng	3	-	10	13	23.08
	16	LIN Yung Shun	9	-	7	16	56.25
	17	HUANG Pei Hung	-	-	-	-	0.00
	19	CHEN Chien Chen	7	2	14	23	30.43
Team Totals			23	3	35	61	37.70

LEGEND			
Avg	Eff%	Succ%	
Average	Efficiency	Success %	

Timing and Results provided by Tissot