



Match No.: 5

Start List
출전선수 목록

IND vs JPN

P1

First Referee: SHIMAD Hassan (MDV)

Second Referee: WANG Ziling (CHN)

IND - India Uniform colour:

No.	C/L	Name	Shirt Name	Height m / ft in	Weight kg / lbs	Highest Reach		Date of Birth	Tournament Totals					
						Spike cm	Block cm		Spike	Block	Serve	Total	%	
1	L	PRIYANKA Khedkar	Priyanka	1.60/5'3"	58/128	260	252	1 NOV 1984						
3		REKHA S	Rekha	1.71/5'7"	63/139	286	273	4 OCT 1992	1			1	5.26	
4		ANUSRI Ghosh	Anusri	1.84/6'0"	68/150	282	275	9 OCT 1994	5		1	6	31.58	
5		POORNIMA M S	Poornima	1.78/5'10"	74/163	283	284	8 MAR 1993	3			3	15.79	
7		SOUMYA V	Soumya	1.70/5'7"	67/148	287	271	20 MAY 1990	2			2	10.53	
8		SHEEBA P V	Sheeba	1.77/5'10"	65/143	297	292	8 JAN 1983						
9		TIJI Raju	Tiji	1.79/5'10"	66/146	297	280	27 JUL 1986	1		1	2	10.53	
10		NIRMALA	Nirmala	1.74/5'9"	66/146	275	264	29 SEP 1996	3			3	15.79	
12	C	TERIN Antony	Terin	1.74/5'9"	61/134	278	277	12 OCT 1985	2			2	10.53	
13		PREETI Singh	Preeti	1.90/6'3"	70/154	290	279	2 JUN 1995						
14		SRUTIMOL N	Srutimol	1.79/5'10"	60/132	292	287	14 APR 1990						
15		RESHMA P P	Reshma	1.73/5'8"	63/139	284	283	26 NOV 1993						
Coach			TAILOR Ram Prasad (IND)			Assistant Coach			PHADTARE Vaishali Khasherao (IND)					

Results in these Competition	Phase	Opponent	Sets	Points per Set
	Preliminary Round	KOR	0 - 3	5-25, 12-25, 13-25

JPN - Japan Uniform colour:

No.	C/L	Name	Shirt Name	Height m / ft in	Weight kg / lbs	Highest Reach		Date of Birth	Tournament Totals				
						Spike cm	Block cm		Spike	Block	Serve	Total	%
1	C	SUZUKI Yuko	suzuki	1.71/5'7"	60/132	292	286	12 AUG 1989					
2		TASHIRO Kanami	tashiro	1.73/5'8"	67/148	280	273	25 MAR 1991	1		1	2	3.23
3		NOMOTO Rika	nomoto	1.80/5'11"	70/154	310	290	21 SEP 1991					
4		SHIMAMURA Haruyo	shimamura	1.82/6'0"	79/174	299	285	4 MAR 1992	5	2		7	11.29
5		HORIKAWA Mari	horikawa	1.83/6'0"	68/150	302	288	3 MAY 1992	1			1	1.61
6	L	TORIGOE Miku	torigoe	1.63/5'4"	56/123	280	265	16 OCT 1992					
7		TAKAHASHI Saori	takahashi	1.77/5'10"	68/150	296	285	9 DEC 1992	11	1		12	19.35
8		OTAKE Riho	ohtake	1.83/6'0"	68/150	306	296	23 DEC 1993	6	5		11	17.74
9		MURANAGA Nao	murana	1.77/5'10"	67/148	305	280	26 DEC 1993	5		1	6	9.68
10		ITOH Nozomi	itoh	1.78/5'10"	73/161	307	280	16 FEB 1995	6	2		8	12.90
11		INOUE Arisa	INOUE	1.80/5'11"	67/148	297	287	8 MAY 1995	9			9	14.52
12		SAKAMOTO Nanaka	sakamoto	1.75/5'9"	63/139	297	268	6 SEP 1996	6			6	9.68
Coach			ABO Kiyoshi (JPN)			Assistant Coach			SAEGUSA Daichi (JPN)				

Results in these Competition	Phase	Opponent	Sets	Points per Set
	Preliminary Round	THA	1 - 3	27-25, 18-25, 19-25, 21-25

LEGEND			
%	Percent of total team scoring	C	Team Captain
L	Libero Player		

Timing and Results provided by Tissot



Match No.: 6

Start List

출전선수 목록

HKG vs KAZ

P1

First Referee: PIMTHONGKHONBURI Sasiprapa (THA)

Second Referee: OH Sangjun (KOR)

HKG - Hong Kong, China Uniform colour:

No.	C/L	Name	Shirt Name	Height m / ft in	Weight kg / lbs	Highest Reach		Date of Birth	Tournament Totals				
						Spike cm	Block cm		Spike	Block	Serve	Total	%
1		LAM Mei	m. lam	1.72/5'8"	62/137	276	259	6 DEC 1985	2			2	9.09
4		FONG Sze Man	s.m. fong	1.75/5'9"	67/148	279	267	30 JAN 1990	1			1	4.55
5		TSANG Sze Nga	s.n. tsang	1.74/5'9"	58/128	286	273	7 MAY 1987	3			3	13.64
7	C	YEUNG Sau Mei	s.m. yeung	1.83/6'0"	55/121	294	276	30 AUG 1985	5	1	2	8	36.36
8		KOO Yung Yung	y.y. koo	1.78/5'10"	68/150	285	270	22 AUG 1995					
9		LO Ka Yan	k.y. lo	1.75/5'9"	63/139	276	266	25 JUN 1989					
10		FUNG Tsz Yan	t.y. fung	1.77/5'10"	67/148	274	266	13 JUL 1994					
11		LEE Pui Shan	p.s. lee	1.64/5'5"	63/139	266	256	17 SEP 1987					
12		LAW Ho Fung Thyllis	h.f. law	1.69/5'7"	68/150	269	261	10 MAY 1995	2			2	9.09
14		LAM Yee Ting	y.t. lam	1.67/5'6"	59/130	273	255	26 DEC 1990			1	1	4.55
16	L	TSUI Ka Yee	k.y. tsui	1.65/5'5"	50/110	270	260	30 JUL 1986					
18		IP Hoi Lun Helen	h.l. ip	1.75/5'9"	69/152	281	268	24 OCT 1990	3	2		5	22.73
Coach			LI Yuk Hing (HKG)			Assistant Coach			CHEUNG Chi Wai (HKG)				

Results in these Competition	Phase	Opponent	Sets	Points per Set
	Preliminary Round	TPE	0 - 3	10-25, 12-25, 19-25

KAZ - Kazakhstan Uniform colour:

No.	C/L	Name	Shirt Name	Height m / ft in	Weight kg / lbs	Highest Reach		Date of Birth	Tournament Totals				
						Spike cm	Block cm		Spike	Block	Serve	Total	%
1	C	GORDEYEVA Yelena	Gordeyeva	1.78/5'10"	72/159	280	275	23 NOV 1988	7		1	8	25.00
4		CHUMAK Irina	Chumak	1.85/6'1"	67/148	280	266	26 JAN 1994					
5	L	RYLOVA Valeriya	Rylova	1.78/5'10"	60/132	275	265	22 NOV 1987					
6		AKILOVA Natalya	Akilova	1.83/6'0"	62/137	295	275	31 MAY 1993	6		1	7	21.88
7		RAZORENKOVA Yekaterina	Razorenkova	1.85/6'1"	69/152	283	280	3 JUN 1993	2			2	6.25
8		SHENBERGER Irina	Shenberger	1.80/5'11"	73/161	280	270	20 FEB 1992	4			4	12.50
10		DANILOVA Regina	Danilova	1.78/5'10"	60/132	275	265	28 JAN 1991					
11		ROSTOVCHSHIKOVA Anastasiya	Rostovchshikova	1.80/5'11"	64/141	280	260	17 APR 1994					
12		AIZHARIKHOVA Ainagul	Aizharikhova	1.87/6'2"	64/141	286	280	4 SEP 1994	3			3	9.38
15		BATKULDINA Aliya	Batkuldina	1.80/5'11"	69/152	273	264	18 NOV 1995					
17		MARATOVA Ardak	Maratova	1.82/6'0"	76/168	275	265	3 JUN 1994			1	1	3.13
18		KOLOMOYETS Anastasiya	Kolomoyets	1.82/6'0"	76/168	275	265	18 APR 1991	5	1	1	7	21.88
Coach			PEREVERTOVA Lyudmila (KAZ)										

Results in these Competition	Phase	Opponent	Sets	Points per Set
	Preliminary Round	CHN	0 - 3	14-25, 11-25, 14-25

LEGEND			
%	Percent of total team scoring	C	Team Captain
L	Libero Player		

Timing and Results provided by Tissot



Match No.: 7

Start List

출전선수 목록

MDV vs TPE

P1

First Referee: JEON Younga (KOR)

Second Referee: ALI F B Th F Alsaid (KUW)

MDV - Maldives Uniform colour:

No.	C/L	Name	Shirt Name	Height m / ft in	Weight kg / lbs	Highest Reach		Date of Birth	Tournament Totals					
						Spike cm	Block cm		Spike	Block	Serve	Total	%	
2		AZEEFA Mariyam	AZEEFA	1.64/5'5"	57/126	265	255	1 FEB 1994						
3		HALEEM Mariyam	MARIYAM	1.57/5'2"	50/110	247	238	17 NOV 1984						
4		AREESHA Aminath	AREESHA	1.55/5'1"	48/106	255	244	24 JUN 1998						
6		RASHIDHA Hawwa	HAWWA	1.73/5'8"	69/152	268	256	25 NOV 1992						
7		ADAM Shaufa	SHAUFA	1.66/5'5"	52/115	262	252	2 JUN 1994						
8		SAMA Haleemath	SAMA	1.61/5'3"	69/152	254	243	14 JUL 1990						
9		ZAREER Fathimath Joozan	JOOZAN	1.57/5'2"	53/117	247	238	21 AUG 1995						
10		MAJIDHA Aishath	MAJIDHA	1.67/5'6"	61/134	253	245	14 MAR 1993						
11	L	HASSAN Mueena	MUEENA	1.62/5'4"	48/106	251	240	30 AUG 1987						
13	C	IBRAHIM Nasra	NASRA	1.54/5'1"	63/139	234	229	8 JUN 1981						
15		MOOSA Fathimath Zeeniya	ZEENIYA	1.61/5'3"	62/137	254	243	15 SEP 1991						
16		IBRAHIM Khadheeja	KADHEEJA	1.74/5'9"	69/152	265	256	22 DEC 1987						
Coach		JALEEL Ibrahim (MDV)				Assistant Coach		RASAHEED Aishath Neelam (MDV)						

TPE - Chinese Taipei Uniform colour:

No.	C/L	Name	Shirt Name	Height m / ft in	Weight kg / lbs	Highest Reach		Date of Birth	Tournament Totals				
						Spike cm	Block cm		Spike	Block	Serve	Total	%
3		CHANG Yu Chia	CHANG Y.C.	1.72/5'8"	70/154	275	265	27 JAN 1996	1		1	2	3.51
5		CHEN Yi Ju	CHEN Y.J.	1.74/5'9"	64/141	277	275	21 DEC 1989	2		1	3	5.26
6		HO Yen Chih	HO Y.C.	1.71/5'7"	63/139	280	270	26 NOV 1987	1			1	1.75
8		YANG Yi Chen	YANG Y.C.	1.66/5'5"	62/137	262	258	4 APR 1992	2		1	3	5.26
9		CHANG Li Wen	CHANG L.W.	1.76/5'9"	65/143	285	275	27 FEB 1995					
11	C	CHEN Wan Ting	CHEN W.T.	1.78/5'10"	67/148	290	280	25 NOV 1990	17		1	18	31.58
12	L	YANG Meng Hua	YANG M. H.	1.70/5'7"	68/150	270	262	15 AUG 1991					
13		WEN I Tzu	WEN I.T.	1.75/5'9"	64/141	281	273	31 OCT 1991	3			3	5.26
15		LEE Tzu Ying	LEE T.Y.	1.74/5'9"	71/157	274	265	4 JUL 1994	4			4	7.02
16		TSENG Wan Ling	TSENT W.L.	1.70/5'7"	63/139	290	277	13 MAY 1996	5	1	2	8	14.04
17		CHANG Chen Yin	CHANG C.Y.	1.80/5'11"	65/143	288	275	28 MAR 1991	5	1	5	11	19.30
18		CHEN Tzu Ya	CHEN T.Y.	1.77/5'10"	64/141	278	268	26 AUG 1997	2		2	4	7.02
Coach		HUANG Chih Nan (TPE)				Assistant Coach		LIN Ming Hui (TPE)					

Results in these Competition	Phase	Opponent	Sets	Points per Set
	Preliminary Round	HKG	3 - 0	25-10, 25-12, 25-19

LEGEND	
%	Percent of total team scoring
C	Team Captain
L	Libero Player

Timing and Results provided by Tissot



MON 22 SEP 2014
Start Time: 13:00 / End Time: 14:02

Match No.: 5

Match Results

경기 결과

Match Duration: 1h 02m
Spectators: 245

P2

IND vs JPN

0 3

Teams	Sets	1	2	3	Total
IND	0	6	11	12	29
JPN	3	25	25	25	75
	Playing Time	17m	20m	19m	56m

First Referee: SHIMAD Hassan (MDV)

Second Referee: WANG Ziling (CHN)

IND - India

No	C/L	Name	1	2	3	4	5	Pts
1	L	PRIYANKA Khedkar	L	L	L			
3		REKHA S		6	5			4
4		ANUSRI Ghosh	6	1	6			
5		POORNIMA M S	8	5	13			2
7		SOUMYA V	5	3	10			1
8		SHEEBA P V	4					
9		TIJI Raju	3	4	3			1
10		NIRMALA	2	3	2			9
12	C	TERIN Antony	1	2	1			
13		PREETI Singh		5	4			1
14		SRUTIMOL N						
15		RESHMA P P						

JPN - Japan

No	C/L	Name	1	2	3	4	5	Pts
1	C	SUZUKI Yuko		1	1			1
2		TASHIRO Kanami	1	10				1
3		NOMOTO Rika		9	9			
4		SHIMAMURA Haruyo	5	5	5			9
5		HORIKAWA Mari	2	2	2			10
6	L	TORIGOE Miku	L	L	L			
7		TAKAHASHI Saori	3		4			8
8		OTAKE Riho			4			
9		MURANAGA Nao		3	3			9
10		ITOH Nozomi	4	4	1			7
11		INOUE Arisa	6	6				6
12		SAKAMOTO Nanaka	5		6			1

TEAM AND PLAYER PERFORMANCES

Won	Total Atts	No Name
16	84	Total Team
8	26	10 NIRMALA
3	15	3 REKHA S
2	10	5 POORNIMA M S
2	27	Total Team
1	1	3 REKHA S
1	2	10 NIRMALA
	30	Total Team
11		Total Team
29	141	Total Team
9	32	10 NIRMALA
68 km/h		10 NIRMALA

Scoring Skills
Spike
Block
Serve
Opp Error
Total
Best Scorer
Fastest Serve

Won	Total Atts	No Name
32	73	Total Team
9	18	9 MURANAGA Nao
6	12	5 HORIKAWA Mari
6	10	7 TAKAHASHI Saori
10	29	Total Team
4	6	10 ITOH Nozomi
3	7	4 SHIMAMURA Haruyo
1	2	11 INOUE Arisa
10	73	Total Team
3	20	5 HORIKAWA Mari
1	7	2 TASHIRO Kanami
1	4	4 SHIMAMURA Haruyo
23		Total Team
75	175	Total Team
10	36	5 HORIKAWA Mari
68 km/h		7 TAKAHASHI Saori

LEGEND

Atts Attempts
L Libero player
n Starting line-up where n = starting position on court (i.e. positions 1 to 6)
Opp Opponent

C Team Captain
L Substitute libero
nn Substitute where nn = jersey number of out going player
Pts Points scored

Timing and Results provided by Tissot



MON 22 SEP 2014
Start Time: 15:30 / End Time: 17:18

Match No.: 6

Match Results

경기 결과

Match Duration: 1h 48m
Spectators: 270

P2

HKG vs KAZ

1 3

Teams	Sets	1	2	3	4	Total
HKG	1	25	17	16	22	80
KAZ	3	23	25	25	25	98
Playing Time		24m	25m	24m	26m	1h 39m

First Referee: PIMTHONGKHONBURI Sasiprapa (THA)

Second Referee: OH Sangjun (KOR)

HKG - Hong Kong, China							
No	C/L	Name	1	2	3	4	5 Pts
1		LAM Mei	2	2	2	3	8
4		FONG Sze Man		14	14	14	1
5		TSANG Sze Nga	3	3	3	4	4
7	C	YEUNG Sau Mei	4	4	4	5	19
8		KOO Yung Yung			18	1	3
9		LO Ka Yan		12	12		1
10		FUNG Tsz Yan		7	7	7	
11		LEE Pui Shan			1		2
12		LAW Ho Fung Thyllis	5	5	5	6	4
14		LAM Yee Ting	1	1	1	2	5
16	L	TSUI Ka Yee	L	L	L	L	
18		IP Hoi Lun Helen	6	6	6	8	4

KAZ - Kazakhstan							
No	C/L	Name	1	2	3	4	5 Pts
1	C	GORDEYEVA Yelena	6	6	6	6	9
4		CHUMAK Irina	1	1	1	1	7
5	L	RYLOVA Valeriya	L	L	L	L	
6		AKILOVA Natalya	2	2	2	2	12
7		RAZORENKOVA Yekaterina	5	5	5	5	11
8		SHENBERGER Irina	3	11	3	3	7
10		DANILOVA Regina		1			
11		ROSTOVCHSHIKOVA Anastassiya	7	3		8	7
12		AIZHARIKHOVA Ainagul					
15		BATKULDINA Aliya			7	7	
17		MARATOVA Ardak					
18		KOLOMOYETS Anastassiya	4	4	4	4	11

TEAM AND PLAYER PERFORMANCES

Won	Total Atts	No Name
39	150	Total Team
15	37	7 YEUNG Sau Mei
6	26	1 LAM Mei
4	20	12 LAW Ho Fung Thyllis
7	49	Total Team
2	14	14 LAM Yee Ting
2	8	7 YEUNG Sau Mei
1	5	1 LAM Mei
5	82	Total Team
2	12	7 YEUNG Sau Mei
2	15	5 TSANG Sze Nga
1	17	1 LAM Mei
29		Total Team
80	281	Total Team
19	57	7 YEUNG Sau Mei
63 km/h		5 TSANG Sze Nga

Scoring Skills
Spike
Block
Serve
Opp Error
Total
Best Scorer
Fastest Serve

Won	Total Atts	No Name
40	128	Total Team
9	28	1 GORDEYEVA Yelena
8	28	6 AKILOVA Natalya
7	13	18 KOLOMOYETS Anastassiya
15	60	Total Team
4	11	7 RAZORENKOVA Yekaterina
3	3	11 ROSTOVCHSHIKOVA Anastassiya
3	14	18 KOLOMOYETS Anastassiya
9	96	Total Team
4	18	6 AKILOVA Natalya
2	12	8 SHENBERGER Irina
1	12	7 RAZORENKOVA Yekaterina
34		Total Team
98	284	Total Team
12	55	6 AKILOVA Natalya
63 km/h		8 SHENBERGER Irina

LEGEND

Atts Attempts
L Libero player
n Starting line-up where n = starting position on court (i.e. positions 1 to 6)
Opp Opponent

C Team Captain
L Substitute libero
nn Substitute where nn = jersey number of out going player
Pts Points scored

Timing and Results provided by Tissot



MON 22 SEP 2014
Start Time: 18:00 / End Time: 18:53

Match No.: 7

Match Results

경기 결과

Match Duration: 53m
Spectators: 190

P2

MDV vs TPE

0 3

Teams	Sets	1	2	3	Total
MDV	0	3	11	7	21
TPE	3	25	25	25	75
	Playing Time	14m	16m	17m	47m

First Referee: JEON Younga (KOR)

Second Referee: ALI F B Th F Alsaid (KUW)

MDV - Maldives								
No	C/L	Name	1	2	3	4	5	Pts
2		AZEEFA Mariyam	5	5	6			3
3		HALEEM Mariyam	6		2			
4		AREESHA Aminath						
6		RASHIDHA Hawwa	2	2	3			3
7		ADAM Shaufa	3	3	4			
8		SAMA Haleemath						
9		ZAREER Fathimath Joozan						
10		MAJIDHA Aishath	4	4	5			1
11	L	HASSAN Mueena	L	L	L			
13	C	IBRAHIM Nasra	1	1	2			
15		MOOSA Fathimath Zeeniya						
16		IBRAHIM Khadheeja	6	6	1			

TPE - Chinese Taipei								
No	C/L	Name	1	2	3	4	5	Pts
3		CHANG Yu Chia		11	1			4
5		CHEN Yi Ju	6	6	6			11
6		HO Yen Chih		8	11			1
8		YANG Yi Chen	1	1				1
9		CHANG Li Wen		15	17			8
11	C	CHEN Wan Ting	4	4	4			14
12	L	YANG Meng Hua	L	L	L			
13		WEN I Tzu	3	3				1
15		LEE Tzu Ying	5	5				10
16		TSENG Wan Ling				3		5
17		CHANG Chen Yin	2	2	2			8
18		CHEN Tzu Ya		17	5			1

TEAM AND PLAYER PERFORMANCES

Won	Total Atts	No Name
4	31	Total Team
2	9	2 AZEEFA Mariyam
1	9	6 RASHIDHA Hawwa
1	12	10 MAJIDHA Aishath
	10	Total Team
3	22	Total Team
2	6	6 RASHIDHA Hawwa
1	3	2 AZEEFA Mariyam
14		Total Team
21	63	Total Team
3	14	2 AZEEFA Mariyam
65 km/h		6 RASHIDHA Hawwa

Scoring Skills
Spike
Block
Serve
Opp Error
Total
Best Scorer
Fastest Serve

Won	Total Atts	No Name
35	46	Total Team
10	11	5 CHEN Yi Ju
6	7	15 LEE Tzu Ying
5	6	9 CHANG Li Wen
1	5	Total Team
1	2	5 CHEN Yi Ju
28	74	Total Team
10	24	11 CHEN Wan Ting
5	8	17 CHANG Chen Yin
4	7	15 LEE Tzu Ying
11		Total Team
75	125	Total Team
14	29	11 CHEN Wan Ting
68 km/h		11 CHEN Wan Ting

LEGEND

Atts Attempts
L Libero player
n Starting line-up where n = starting position on court (i.e. positions 1 to 6)
Opp Opponent

C Team Captain
L Substitute libero
nn Substitute where nn = jersey number of out going player
Pts Points scored

Timing and Results provided by Tissot



MON 22 SEP 2014
Start Time: 13:00 / End Time: 14:02

Match No.: 5

Match Statistics

경기 통계

Match Duration: 1h 02m
Spectators: 245

P3

IND vs JPN

0 3

Teams	Sets	1	2	3	Total
IND	0	6	11	12	29
JPN	3	25	25	25	75
	Playing Time	17m	20m	19m	56m

First Referee: SHIMAD Hassan (MDV)


Second Referee: WANG Ziling (CHN)

IND - India


Scoring Spike

Limit 15.00%

Rk	No	Name	Spikes	Faults	Shots	Total Attempts	Eff %
1	10	NIRMALA	8	6	12	26	7.69
	3	REKHA S	3	4	8	15	
	5	POORNIMA M S	2	1	7	10	
	9	TIJI Raju	1	1	7	9	
	7	SOUMYA V	1	2	6	9	
	4	ANUSRI Ghosh	-	3	3	6	
	8	SHEEBA P V	-	3	2	5	
	13	PREETI Singh	1	1	2	4	
	1	PRIYANKA Khedkar	-	-	-	-	
	12	TERIN Antony	-	-	-	-	
	14	SRUTIMOL N	-	-	-	-	
	15	RESHMA P P	-	-	-	-	
Team Totals			16	21	47	84	

Scoring Block


Rk	No	Name	Kill Blocks	Faults	Rebounds	Total Attempts	Avg by Set
1	10	NIRMALA	1	1	-	2	0.33
1	3	REKHA S	1	-	-	1	0.33
3	9	TIJI Raju	-	4	4	8	0.00
3	4	ANUSRI Ghosh	-	1	5	6	0.00
3	5	POORNIMA M S	-	-	3	3	0.00
3	12	TERIN Antony	-	1	2	3	0.00
3	13	PREETI Singh	-	1	1	2	0.00
3	7	SOUMYA V	-	2	-	2	0.00
	1	PRIYANKA Khedkar	-	-	-	-	
	8	SHEEBA P V	-	-	-	-	
	14	SRUTIMOL N	-	-	-	-	
	15	RESHMA P P	-	-	-	-	
Team Totals			2	10	15	27	0.67

Scoring Service


Rk	No	Name	Aces	Faults	Serve Hits	Total Attempts	Avg by Set
1	12	TERIN Antony	-	1	8	9	0.00
1	9	TIJI Raju	-	1	5	6	0.00
1	10	NIRMALA	-	1	3	4	0.00
1	4	ANUSRI Ghosh	-	-	3	3	0.00
1	5	POORNIMA M S	-	2	1	3	0.00
1	7	SOUMYA V	-	-	2	2	0.00
1	3	REKHA S	-	1	1	2	0.00
1	8	SHEEBA P V	-	-	1	1	0.00
	1	PRIYANKA Khedkar	-	-	-	-	
	13	PREETI Singh	-	-	-	-	
	14	SRUTIMOL N	-	-	-	-	
	15	RESHMA P P	-	-	-	-	
Team Totals				6	24	30	0.00

Team
Opponent Errors & Team Faults

11	2
----	---

Timing and Results provided by Tissot



MON 22 SEP 2014
Start Time: 13:00 / End Time: 14:02

Match No.: 5

Match Statistics

경기 통계

Match Duration: 1h 02m
Spectators: 245

P3

IND vs JPN


0 3


Teams	Sets	1	2	3	Total
IND	0	6	11	12	29
JPN	3	25	25	25	75
	Playing Time	17m	20m	19m	56m


First Referee: SHIMAD Hassan (MDV)

Second Referee: WANG Ziling (CHN)

IND - India

Non-Scoring Dig	Rk	No	Name	Digs	Faults	Receptions	Total Attempts	Avg by Set	
	1	1	PRIYANKA Khedkar	4	4	11	19	1.33	
	2	3	REKHA S	1	2	7	10	0.33	
	2	12	TERIN Antony	1	2	4	7	0.33	
	4	5	POORNIMA M S	-	-	8	8	0.00	
	4	10	NIRMALA	-	2	5	7	0.00	
	4	9	TIJI Raju	-	2	4	6	0.00	
	4	7	SOUMYA V	-	-	5	5	0.00	
	4	8	SHEEBA P V	-	1	3	4	0.00	
	4	4	ANUSRI Ghosh	-	-	1	1	0.00	
	4	13	PREETI Singh	-	-	1	1	0.00	
		14	SRUTIMOL N	-	-	-	-	-	
		15	RESHMA P P	-	-	-	-	-	
	Team Totals				6	13	49	68	2.00

Non-Scoring Set	Rk	No	Name	Running Sets	Faults	Still Sets	Total Attempts	Avg by Set	
	1	12	TERIN Antony	16	3	57	76	5.33	
	2	9	TIJI Raju	-	-	4	4	0.00	
	2	4	ANUSRI Ghosh	-	-	3	3	0.00	
	2	1	PRIYANKA Khedkar	-	-	2	2	0.00	
	2	3	REKHA S	-	-	1	1	0.00	
	2	10	NIRMALA	-	-	1	1	0.00	
	2	5	POORNIMA M S	-	1	-	1	0.00	
		7	SOUMYA V	-	-	-	-	-	
		8	SHEEBA P V	-	-	-	-	-	
		13	PREETI Singh	-	-	-	-	-	
		14	SRUTIMOL N	-	-	-	-	-	
		15	RESHMA P P	-	-	-	-	-	
	Team Totals				16	4	68	88	5.33

Non-Scoring Reception	Rk	No	Name	Excellents	Faults	Serve Receptions	Total Attempts	Succ %	
	1	1	PRIYANKA Khedkar	8	2	8	18	44.44	
	2	10	NIRMALA	2	5	9	16	12.50	
		3	REKHA S	3	-	9	12	-	
		7	SOUMYA V	3	2	7	12	-	
		4	ANUSRI Ghosh	-	-	1	1	-	
		9	TIJI Raju	-	1	-	1	-	
		5	POORNIMA M S	-	-	-	-	-	
		8	SHEEBA P V	-	-	-	-	-	
		12	TERIN Antony	-	-	-	-	-	
		13	PREETI Singh	-	-	-	-	-	
		14	SRUTIMOL N	-	-	-	-	-	
		15	RESHMA P P	-	-	-	-	-	
	Limit								
	25.00%				16	10	34	60	26.67
	Team Totals								

Timing and Results provided by Tissot



MON 22 SEP 2014
Start Time: 13:00 / End Time: 14:02

Match No.: 5

Match Statistics

경기 통계

Match Duration: 1h 02m
Spectators: 245

P3

IND vs JPN

0 3

Teams	Sets	1	2	3	Total
IND	0	6	11	12	29
JPN	3	25	25	25	75
	Playing Time	17m	20m	19m	56m

First Referee: SHIMAD Hassan (MDV)


Second Referee: WANG Ziling (CHN)

JPN - Japan


Scoring Spike

Limit
15.00%

Rk	No	Name	Spikes	Faults	Shots	Total Attempts	Eff %
1	9	MURANAGA Nao	9	-	9	18	50.00
	5	HORIKAWA Mari	6	-	6	12	
	7	TAKAHASHI Saori	6	1	3	10	
	10	ITOH Nozomi	2	1	7	10	
	11	INOUE Arisa	4	1	4	9	
	12	SAKAMOTO Nanaka	-	3	4	7	
	4	SHIMAMURA Haruyo	5	-	1	6	
	1	SUZUKI Yuko	-	-	-	-	
	2	TASHIRO Kanami	-	-	-	-	
	3	NOMOTO Rika	-	-	-	-	
	6	TORIGOE Miku	-	-	-	-	
	8	OTAKE Riho	-	-	-	-	
Team Totals			32	6	34	72	36.11

Scoring Block


Rk	No	Name	Kill Blocks	Faults	Rebounds	Total Attempts	Avg by Set
1	10	ITOH Nozomi	4	-	2	6	1.33
2	4	SHIMAMURA Haruyo	3	-	4	7	1.00
3	7	TAKAHASHI Saori	1	1	4	6	0.33
3	5	HORIKAWA Mari	1	2	1	4	0.33
3	11	INOUE Arisa	1	-	1	2	0.33
6	1	SUZUKI Yuko	-	-	2	2	0.00
6	12	SAKAMOTO Nanaka	-	-	1	1	0.00
6	9	MURANAGA Nao	-	1	-	1	0.00
	2	TASHIRO Kanami	-	-	-	-	
	3	NOMOTO Rika	-	-	-	-	
	6	TORIGOE Miku	-	-	-	-	
	8	OTAKE Riho	-	-	-	-	
Team Totals			10	4	15	29	3.33

Scoring Service


Rk	No	Name	Aces	Faults	Serve Hits	Total Attempts	Avg by Set
1	5	HORIKAWA Mari	3	1	16	20	1.00
2	7	TAKAHASHI Saori	1	1	7	9	0.33
2	1	SUZUKI Yuko	1	1	6	8	0.33
2	2	TASHIRO Kanami	1	-	6	7	0.33
2	12	SAKAMOTO Nanaka	1	1	5	7	0.33
2	10	ITOH Nozomi	1	1	3	5	0.33
2	4	SHIMAMURA Haruyo	1	-	3	4	0.33
2	11	INOUE Arisa	1	-	3	4	0.33
9	9	MURANAGA Nao	-	-	6	6	0.00
9	3	NOMOTO Rika	-	1	2	3	0.00
9	8	OTAKE Riho	-	-	1	1	0.00
	6	TORIGOE Miku	-	-	-	-	
Team Totals			10	6	58	74	3.33

Team

Opponent Errors & Team Faults	
	23

Timing and Results provided by Tissot



MON 22 SEP 2014
Start Time: 13:00 / End Time: 14:02

Match No.: 5

Match Statistics

경기 통계

Match Duration: 1h 02m
Spectators: 245

P3


IND vs JPN
0 3

Teams	Sets	1	2	3	Total
IND	0	6	11	12	29
JPN	3	25	25	25	75
	Playing Time	17m	20m	19m	56m


First Referee: SHIMAD Hassan (MDV)

Second Referee: WANG Ziling (CHN)

JPN - Japan

Non-Scoring Dig


Rk	No	Name	Digs	Faults	Receptions	Total Attempts	Avg by Set
1	7	TAKAHASHI Saori	3	-	2	5	1.00
2	6	TORIGOE Miku	2	1	16	19	0.67
2	2	TASHIRO Kanami	2	1	-	3	0.67
4	1	SUZUKI Yuko	1	1	3	5	0.33
4	4	SHIMAMURA Haruyo	1	-	2	3	0.33
6	11	INOUE Arisa	-	4	6	10	0.00
6	10	ITOH Nozomi	-	-	7	7	0.00
6	9	MURANAGA Nao	-	-	5	5	0.00
6	5	HORIKAWA Mari	-	-	4	4	0.00
6	12	SAKAMOTO Nanaka	-	-	2	2	0.00
6	3	NOMOTO Rika	-	-	1	1	0.00
	8	OTAKE Riho	-	-	-	-	-
Team Totals			9	7	48	64	3.00

Non-Scoring Set


Rk	No	Name	Running Sets	Faults	Still Sets	Total Attempts	Avg by Set
1	1	SUZUKI Yuko	15	-	26	41	5.00
2	2	TASHIRO Kanami	10	-	7	17	3.33
3	5	HORIKAWA Mari	2	-	1	3	0.67
4	7	TAKAHASHI Saori	1	-	-	1	0.33
4	9	MURANAGA Nao	1	-	-	1	0.33
4	12	SAKAMOTO Nanaka	1	-	-	1	0.33
7	4	SHIMAMURA Haruyo	-	-	2	2	0.00
7	6	TORIGOE Miku	-	-	1	1	0.00
7	10	ITOH Nozomi	-	-	1	1	0.00
7	11	INOUE Arisa	-	-	1	1	0.00
	3	NOMOTO Rika	-	-	-	-	-
	8	OTAKE Riho	-	-	-	-	-
Team Totals			30		39	69	10.00

Non-Scoring Reception

Limit
25.00%

Rk	No	Name	Excellents	Faults	Serve Receptions	Total Attempts	Succ %
	6	TORIGOE Miku	4	-	4	8	
	9	MURANAGA Nao	1	-	4	5	
	11	INOUE Arisa	2	-	1	3	
	12	SAKAMOTO Nanaka	1	-	2	3	
	3	NOMOTO Rika	-	-	1	1	
	7	TAKAHASHI Saori	1	-	-	1	
	1	SUZUKI Yuko	-	-	-	-	
	2	TASHIRO Kanami	-	-	-	-	
	4	SHIMAMURA Haruyo	-	-	-	-	
	5	HORIKAWA Mari	-	-	-	-	
	8	OTAKE Riho	-	-	-	-	
	10	ITOH Nozomi	-	-	-	-	
Team Totals			9		12	21	42.86

LEGEND Avg Average Eff% Efficiency Rk Rank Succ% Success %

Timing and Results provided by Tissot



MON 22 SEP 2014
Start Time: 15:30 / End Time: 17:18

Match No.: 6

Match Statistics

경기 통계

Match Duration: 1h 48m
Spectators: 270

P3

HKG vs KAZ


1 3

Teams	Sets	1	2	3	4	Total
HKG	1	25	17	16	22	80
KAZ	3	23	25	25	25	98
Playing Time		24m	25m	24m	26m	1h 39m


First Referee: PIMTHONGKHONBURI Sasiprapa (THA)

Second Referee: OH Sangjun (KOR)


HKG - Hong Kong, China

Scoring Spike

Limit
15.00%

Rk	No	Name	Spikes	Faults	Shots	Total Attempts	Eff %
1	7	YEUNG Sau Mei	15	6	16	37	24.32
	1	LAM Mei	6	7	13	26	
	12	LAW Ho Fung Thyllis	4	4	12	20	
	14	LAM Yee Ting	3	2	8	13	
	5	TSANG Sze Nga	2	4	7	13	
	8	KOO Yung Yung	2	4	6	12	
	18	IP Hoi Lun Helen	3	-	7	10	
	4	FONG Sze Man	1	1	6	8	
	11	LEE Pui Shan	2	-	3	5	
	9	LO Ka Yan	1	1	3	5	
	10	FUNG Tsz Yan	-	-	1	1	
	16	TSUI Ka Yee	-	-	-	-	
Team Totals			39	29	82	150	6.67

Scoring Block


Rk	No	Name	Kill Blocks	Faults	Rebounds	Total Attempts	Avg by Set
1	14	LAM Yee Ting	2	3	9	14	0.50
1	7	YEUNG Sau Mei	2	4	2	8	0.50
3	1	LAM Mei	1	-	4	5	0.25
3	18	IP Hoi Lun Helen	1	1	2	4	0.25
3	8	KOO Yung Yung	1	2	-	3	0.25
6	5	TSANG Sze Nga	-	3	3	6	0.00
6	12	LAW Ho Fung Thyllis	-	3	2	5	0.00
6	4	FONG Sze Man	-	2	1	3	0.00
6	9	LO Ka Yan	-	1	-	1	0.00
	10	FUNG Tsz Yan	-	-	-	-	
	11	LEE Pui Shan	-	-	-	-	
	16	TSUI Ka Yee	-	-	-	-	
Team Totals			7	19	23	49	1.75

Scoring Service


Rk	No	Name	Aces	Faults	Serve Hits	Total Attempts	Avg by Set
1	5	TSANG Sze Nga	2	3	10	15	0.50
1	7	YEUNG Sau Mei	2	2	8	12	0.50
3	1	LAM Mei	1	3	13	17	0.25
4	14	LAM Yee Ting	-	2	7	9	0.00
4	9	LO Ka Yan	-	2	6	8	0.00
4	12	LAW Ho Fung Thyllis	-	2	6	8	0.00
4	18	IP Hoi Lun Helen	-	2	5	7	0.00
4	8	KOO Yung Yung	-	1	2	3	0.00
4	11	LEE Pui Shan	-	-	2	2	0.00
4	10	FUNG Tsz Yan	-	-	1	1	0.00
	4	FONG Sze Man	-	-	-	-	
	16	TSUI Ka Yee	-	-	-	-	
Team Totals			5	17	60	82	1.25

Team
Opponent Errors & Team Faults

Opponent Errors & Team Faults	29	3
-------------------------------	----	---

Timing and Results provided by Tissot



MON 22 SEP 2014

Start Time: 15:30 / End Time: 17:18

Match No.: 6

Match Statistics

경기 통계

Match Duration: 1h 48m

Spectators: 270

P3

HKG vs KAZ


1 3

Teams	Sets	1	2	3	4	Total
HKG	1	25	17	16	22	80
KAZ	3	23	25	25	25	98
Playing Time		24m	25m	24m	26m	1h 39m


First Referee: PIMTHONGKHONBURI Sasiprapa (THA)

Second Referee: OH Sangjun (KOR)

HKG - Hong Kong, China

Non-Scoring Dig


Rk	No	Name	Digs	Faults	Receptions	Total Attempts	Avg by Set
1	16	TSUI Ka Yee	4	5	22	31	1.00
1	12	LAW Ho Fung Thyllis	4	-	13	17	1.00
3	1	LAM Mei	3	-	8	11	0.75
4	7	YEUNG Sau Mei	1	-	14	15	0.25
4	14	LAM Yee Ting	1	1	7	9	0.25
6	11	LEE Pui Shan	-	-	6	6	0.00
6	5	TSANG Sze Nga	-	2	2	4	0.00
6	18	IP Hoi Lun Helen	-	-	3	3	0.00
6	10	FUNG Tsz Yan	-	1	2	3	0.00
6	4	FONG Sze Man	-	-	2	2	0.00
6	9	LO Ka Yan	-	-	2	2	0.00
8		KOO Yung Yung	-	-	-	-	-
Team Totals			13	9	81	103	3.25

Non-Scoring Set


Rk	No	Name	Running Sets	Faults	Still Sets	Total Attempts	Avg by Set
1	14	LAM Yee Ting	24	-	59	83	6.00
2	10	FUNG Tsz Yan	5	1	14	20	1.25
3	16	TSUI Ka Yee	3	-	11	14	0.75
4	7	YEUNG Sau Mei	1	-	4	5	0.25
5	1	LAM Mei	-	-	3	3	0.00
5	18	IP Hoi Lun Helen	-	-	2	2	0.00
5	5	TSANG Sze Nga	-	-	1	1	0.00
5	11	LEE Pui Shan	-	-	1	1	0.00
5	12	LAW Ho Fung Thyllis	-	-	1	1	0.00
4		FONG Sze Man	-	-	-	-	-
8		KOO Yung Yung	-	-	-	-	-
9		LO Ka Yan	-	-	-	-	-
Team Totals			33	1	96	130	8.25

Non-Scoring Reception

Limit
25.00%

Rk	No	Name	Excellents	Faults	Serve Receptions	Total Attempts	Succ %
1	16	TSUI Ka Yee	11	1	10	22	50.00
2	12	LAW Ho Fung Thyllis	11	4	18	33	33.33
1		LAM Mei	1	2	6	9	
7		YEUNG Sau Mei	-	1	5	6	
9		LO Ka Yan	-	-	5	5	
11		LEE Pui Shan	2	-	2	4	
4		FONG Sze Man	1	-	-	1	
5		TSANG Sze Nga	-	-	-	-	
8		KOO Yung Yung	-	-	-	-	
10		FUNG Tsz Yan	-	-	-	-	
14		LAM Yee Ting	-	-	-	-	
18		IP Hoi Lun Helen	-	-	-	-	
Team Totals			26	8	46	80	32.50

Timing and Results provided by Tissot



MON 22 SEP 2014

Start Time: 15:30 / End Time: 17:18

Match No.: 6

Match Statistics

경기 통계

Match Duration: 1h 48m

Spectators: 270

P3

HKG vs KAZ


1 3

Teams	Sets	1	2	3	4	Total
HKG	1	25	17	16	22	80
KAZ	3	23	25	25	25	98
Playing Time		24m	25m	24m	26m	1h 39m


First Referee: PIMTHONGKHONBURI Sasiprapa (THA)

Second Referee: OH Sangjun (KOR)


KAZ - Kazakhstan

Scoring Spike

Limit
15.00%

Rk	No	Name	Spikes	Faults	Shots	Total Attempts	Eff %
1	6	AKILOVA Natalya	8	-	20	28	28.57
2	1	GORDEYEVA Yelena	9	3	16	28	21.43
	7	RAZORENKOVA Yekaterina	6	4	9	19	
	8	SHENBERGER Irina	2	4	9	15	
	4	CHUMAK Irina	4	2	7	13	
	18	KOLOMOYETS Anastassiya	7	3	3	13	
	11	ROSTOVCHSHIKOVA Anastassiya	4	3	4	11	
	10	DANILOVA Regina	-	1	-	1	
	5	RYLOVA Valeriya	-	-	-	-	
	12	AIZHARIKHOVA Ainagul	-	-	-	-	
	15	BATKULDINA Aliya	-	-	-	-	
	17	MARATOVA Ardak	-	-	-	-	
Team Totals			40	20	68	128	15.63

Scoring Block


Rk	No	Name	Kill Blocks	Faults	Rebounds	Total Attempts	Avg by Set
1	7	RAZORENKOVA Yekaterina	4	4	3	11	1.00
2	18	KOLOMOYETS Anastassiya	3	2	9	14	0.75
2	8	SHENBERGER Irina	3	1	-	4	0.75
2	11	ROSTOVCHSHIKOVA Anastassiya	3	-	-	3	0.75
5	4	CHUMAK Irina	2	5	7	14	0.50
6	6	AKILOVA Natalya	-	4	5	9	0.00
6	1	GORDEYEVA Yelena	-	1	4	5	0.00
	5	RYLOVA Valeriya	-	-	-	-	
	10	DANILOVA Regina	-	-	-	-	
	12	AIZHARIKHOVA Ainagul	-	-	-	-	
	15	BATKULDINA Aliya	-	-	-	-	
	17	MARATOVA Ardak	-	-	-	-	
Team Totals			15	17	28	60	3.75

Scoring Service


Rk	No	Name	Aces	Faults	Serve Hits	Total Attempts	Avg by Set
1	6	AKILOVA Natalya	4	1	13	18	1.00
2	8	SHENBERGER Irina	2	1	9	12	0.50
3	4	CHUMAK Irina	1	3	13	17	0.25
3	18	KOLOMOYETS Anastassiya	1	1	13	15	0.25
3	7	RAZORENKOVA Yekaterina	1	-	11	12	0.25
6	1	GORDEYEVA Yelena	-	1	17	18	0.00
6	11	ROSTOVCHSHIKOVA Anastassiya	-	2	2	4	0.00
	5	RYLOVA Valeriya	-	-	-	-	
	10	DANILOVA Regina	-	-	-	-	
	12	AIZHARIKHOVA Ainagul	-	-	-	-	
	15	BATKULDINA Aliya	-	-	-	-	
	17	MARATOVA Ardak	-	-	-	-	
Team Totals			9	9	78	96	2.25

Team
Opponent Errors & Team Faults

34	6
----	---

Timing and Results provided by Tissot



MON 22 SEP 2014
Start Time: 15:30 / End Time: 17:18

Match No.: 6

Match Statistics

경기 통계

Match Duration: 1h 48m
Spectators: 270

P3

HKG vs KAZ


1 3


Teams	Sets	1	2	3	4	Total
HKG	1	25	17	16	22	80
KAZ	3	23	25	25	25	98
	Playing Time	24m	25m	24m	26m	1h 39m


First Referee: PIMTHONGKHONBURI Sasiprapa (THA)

Second Referee: OH Sangjun (KOR)

KAZ - Kazakhstan

Non-Scoring Dig	Rk	No	Name	Digs	Faults	Receptions	Total Attempts	Avg by Set	
	1	5	RYLOVA Valeriya	6	1	16	23	1.50	
	2	7	RAZORENKOVA Yekaterina	1	1	10	12	0.25	
	2	11	ROSTOVCHSHIKOVA Anastassiya	1	-	5	6	0.25	
	2	15	BATKULDINA Aliya	1	-	-	1	0.25	
	5	6	AKILOVA Natalya	-	2	14	16	0.00	
	5	8	SHENBERGER Irina	-	3	12	15	0.00	
	5	1	GORDEYEVA Yelena	-	3	9	12	0.00	
	5	4	CHUMAK Irina	-	1	9	10	0.00	
	5	18	KOLOMOYETS Anastassiya	-	-	3	3	0.00	
	5	10	DANILOVA Regina	-	-	2	2	0.00	
		12	AIZHARIKHOVA Ainagul	-	-	-	-	-	-
		17	MARATOVA Ardak	-	-	-	-	-	-
		Team Totals			9	11	80	100	2.25

Non-Scoring Set	Rk	No	Name	Running Sets	Faults	Still Sets	Total Attempts	Avg by Set	
	1	6	AKILOVA Natalya	23	1	45	69	5.75	
	2	15	BATKULDINA Aliya	3	-	3	6	0.75	
	3	1	GORDEYEVA Yelena	2	-	5	7	0.50	
	4	4	CHUMAK Irina	1	-	6	7	0.25	
	4	5	RYLOVA Valeriya	1	-	6	7	0.25	
	4	18	KOLOMOYETS Anastassiya	1	-	2	3	0.25	
	7	7	RAZORENKOVA Yekaterina	-	-	5	5	0.00	
	7	11	ROSTOVCHSHIKOVA Anastassiya	-	-	2	2	0.00	
	7	10	DANILOVA Regina	-	-	1	1	0.00	
		8	SHENBERGER Irina	-	-	-	-	-	-
		12	AIZHARIKHOVA Ainagul	-	-	-	-	-	-
		17	MARATOVA Ardak	-	-	-	-	-	-
		Team Totals			31	1	75	107	7.75

Non-Scoring Reception	Rk	No	Name	Excellents	Faults	Serve Receptions	Total Attempts	Succ %
	1	5	RYLOVA Valeriya	5	2	14	21	23.81
		1	GORDEYEVA Yelena	3	1	11	15	
		7	RAZORENKOVA Yekaterina	1	-	8	9	
		8	SHENBERGER Irina	3	-	6	9	
		11	ROSTOVCHSHIKOVA Anastassiya	1	2	1	4	
		10	DANILOVA Regina	1	-	1	2	
		4	CHUMAK Irina	-	-	-	-	
		6	AKILOVA Natalya	-	-	-	-	
		12	AIZHARIKHOVA Ainagul	-	-	-	-	
		15	BATKULDINA Aliya	-	-	-	-	
		17	MARATOVA Ardak	-	-	-	-	
		18	KOLOMOYETS Anastassiya	-	-	-	-	
		Team Totals			14	5	41	60

LEGEND		Eff%		Rk		Succ%	
Avg	Average	Eff%	Efficiency	Rk	Rank	Succ%	Success %

Timing and Results provided by Tissot



MON 22 SEP 2014
Start Time: 18:00 / End Time: 18:53

Match No.: 7

Match Statistics

경기 통계

Match Duration: 53m
Spectators: 190

P3


MDV vs TPE
0 3

Teams	Sets	1	2	3	Total
MDV	0	3	11	7	21
TPE	3	25	25	25	75
	Playing Time	14m	16m	17m	47m


First Referee: JEON Younga (KOR)

Second Referee: ALI F B Th F Alsaïd (KUW)


MDV - Maldives

Scoring Spike

Limit 15.00%

Rk	No	Name	Spikes	Faults	Shots	Total Attempts	Eff %
1	2	AZEEFA Mariyam	2	-	7	9	22.22
2	6	RASHIDHA Hawwa	1	-	8	9	11.11
	10	MAJIDHA Aishath	1	2	9	12	
	16	IBRAHIM Khadheeja	-	1	-	1	
	3	HALEEM Mariyam	-	-	-	-	
	4	AREESHA Aminath	-	-	-	-	
	7	ADAM Shaufa	-	-	-	-	
	8	SAMA Haleemath	-	-	-	-	
	9	ZAREER Fathimath Joozan	-	-	-	-	
	11	HASSAN Mueena	-	-	-	-	
	13	IBRAHIM Nasra	-	-	-	-	
	15	MOOSA Fathimath Zeeniya	-	-	-	-	
Team Totals			4	3	24	31	3.23

Scoring Block


Rk	No	Name	Kill Blocks	Faults	Rebounds	Total Attempts	Avg by Set
1	7	ADAM Shaufa	-	2	2	4	0.00
1	2	AZEEFA Mariyam	-	2	-	2	0.00
1	16	IBRAHIM Khadheeja	-	2	-	2	0.00
1	10	MAJIDHA Aishath	-	-	1	1	0.00
1	13	IBRAHIM Nasra	-	1	-	1	0.00
	3	HALEEM Mariyam	-	-	-	-	
	4	AREESHA Aminath	-	-	-	-	
	6	RASHIDHA Hawwa	-	-	-	-	
	8	SAMA Haleemath	-	-	-	-	
	9	ZAREER Fathimath Joozan	-	-	-	-	
	11	HASSAN Mueena	-	-	-	-	
	15	MOOSA Fathimath Zeeniya	-	-	-	-	
Team Totals				7	3	10	0.00

Scoring Service


Rk	No	Name	Aces	Faults	Serve Hits	Total Attempts	Avg by Set
1	6	RASHIDHA Hawwa	2	1	3	6	0.67
2	2	AZEEFA Mariyam	1	1	1	3	0.33
3	13	IBRAHIM Nasra	-	1	4	5	0.00
3	10	MAJIDHA Aishath	-	-	3	3	0.00
3	7	ADAM Shaufa	-	2	1	3	0.00
3	16	IBRAHIM Khadheeja	-	1	1	2	0.00
	3	HALEEM Mariyam	-	-	-	-	
	4	AREESHA Aminath	-	-	-	-	
	8	SAMA Haleemath	-	-	-	-	
	9	ZAREER Fathimath Joozan	-	-	-	-	
	11	HASSAN Mueena	-	-	-	-	
	15	MOOSA Fathimath Zeeniya	-	-	-	-	
Team Totals			3	6	13	22	1.00

Team	Opponent Errors & Team Faults	14	1
------	-------------------------------	----	---

Timing and Results provided by Tissot



Match No.: 7

Match Statistics

경기 통계

Match Duration: 53m
Spectators: 190

P3


MDV vs TPE
0 3

Teams	Sets	1	2	3	Total
MDV	0	3	11	7	21
TPE	3	25	25	25	75
	Playing Time	14m	16m	17m	47m


First Referee: JEON Younga (KOR)

Second Referee: ALI F B Th F Alsaid (KUW)

MDV - Maldives

Non-Scoring Dig


Rk	No	Name	Digs	Faults	Receptions	Total Attempts	Avg by Set
1	10	MAJIDHA Aishath	-	2	5	7	0.00
1	13	IBRAHIM Nasra	-	5	2	7	0.00
1	6	RASHIDHA Hawwa	-	1	5	6	0.00
1	11	HASSAN Mueena	-	3	3	6	0.00
1	2	AZEEFA Mariyam	-	1	1	2	0.00
1	3	HALEEM Mariyam	-	1	1	2	0.00
1	16	IBRAHIM Khadheeja	-	1	1	2	0.00
1	7	ADAM Shaufa	-	-	1	1	0.00
	4	AREESHA Aminath	-	-	-	-	-
	8	SAMA Haleemath	-	-	-	-	-
	9	ZAREER Fathimath Joozan	-	-	-	-	-
	15	MOOSA Fathimath Zeeniya	-	-	-	-	-
Team Totals				14	19	33	0.00

Non-Scoring Set


Rk	No	Name	Running Sets	Faults	Still Sets	Total Attempts	Avg by Set
1	13	IBRAHIM Nasra	2	1	20	23	0.67
2	10	MAJIDHA Aishath	1	-	1	2	0.33
3	11	HASSAN Mueena	-	1	3	4	0.00
3	7	ADAM Shaufa	-	-	2	2	0.00
3	2	AZEEFA Mariyam	-	-	1	1	0.00
3	6	RASHIDHA Hawwa	-	-	1	1	0.00
3	16	IBRAHIM Khadheeja	-	-	1	1	0.00
	3	HALEEM Mariyam	-	-	-	-	-
	4	AREESHA Aminath	-	-	-	-	-
	8	SAMA Haleemath	-	-	-	-	-
	9	ZAREER Fathimath Joozan	-	-	-	-	-
	15	MOOSA Fathimath Zeeniya	-	-	-	-	-
Team Totals			3	2	29	34	1.00

Non-Scoring Reception

Limit
25.00%

Rk	No	Name	Excellents	Faults	Serve Receptions	Total Attempts	Succ %
1	6	RASHIDHA Hawwa	1	9	10	20	5.00
2	2	AZEEFA Mariyam	-	7	8	15	0.00
	11	HASSAN Mueena	-	5	3	8	-
	10	MAJIDHA Aishath	-	5	1	6	-
	3	HALEEM Mariyam	-	1	4	5	-
	4	AREESHA Aminath	-	-	-	-	-
	7	ADAM Shaufa	-	-	-	-	-
	8	SAMA Haleemath	-	-	-	-	-
	9	ZAREER Fathimath Joozan	-	-	-	-	-
	13	IBRAHIM Nasra	-	-	-	-	-
	15	MOOSA Fathimath Zeeniya	-	-	-	-	-
	16	IBRAHIM Khadheeja	-	-	-	-	-
Team Totals			1	27	26	54	1.85



MON 22 SEP 2014

Start Time: 18:00 / End Time: 18:53

Match No.: 7

Match Statistics

경기 통계

Match Duration: 53m

Spectators: 190

P3

MDV vs TPE

0 3

Teams	Sets	1	2	3	Total
MDV	0	3	11	7	21
TPE	3	25	25	25	75
	Playing Time	14m	16m	17m	47m

First Referee: JEON Younga (KOR)


Second Referee: ALI F B Th F Alsaid (KUW)

TPE - Chinese Taipei


Scoring Spike

Limit
15.00%

Rk	No	Name	Spikes	Faults	Shots	Total Attempts	Eff %
1	5	CHEN Yi Ju	10	-	1	11	90.91
2	11	CHEN Wan Ting	4	-	1	5	80.00
3	15	LEE Tzu Ying	6	1	-	7	71.43
4	9	CHANG Li Wen	5	1	-	6	66.67
5	17	CHANG Chen Yin	3	-	3	6	50.00
	16	TSENG Wan Ling	4	-	-	4	
	18	CHEN Tzu Ya	1	-	3	4	
	6	HO Yen Chih	1	-	1	2	
	13	WEN I Tzu	1	-	-	1	
	3	CHANG Yu Chia	-	-	-	-	
	8	YANG Yi Chen	-	-	-	-	
	12	YANG Meng Hua	-	-	-	-	
Team Totals			35	2	9	46	71.74

Scoring Block


Rk	No	Name	Kill Blocks	Faults	Rebounds	Total Attempts	Avg by Set
1	5	CHEN Yi Ju	1	-	1	2	0.33
2	8	YANG Yi Chen	-	-	2	2	0.00
2	16	TSENG Wan Ling	-	-	1	1	0.00
	3	CHANG Yu Chia	-	-	-	-	
	6	HO Yen Chih	-	-	-	-	
	9	CHANG Li Wen	-	-	-	-	
	11	CHEN Wan Ting	-	-	-	-	
	12	YANG Meng Hua	-	-	-	-	
	13	WEN I Tzu	-	-	-	-	
	15	LEE Tzu Ying	-	-	-	-	
	17	CHANG Chen Yin	-	-	-	-	
	18	CHEN Tzu Ya	-	-	-	-	
Team Totals			1		4	5	0.33

Scoring Service


Rk	No	Name	Aces	Faults	Serve Hits	Total Attempts	Avg by Set
1	11	CHEN Wan Ting	10	-	14	24	3.33
2	17	CHANG Chen Yin	5	3	-	8	1.67
3	3	CHANG Yu Chia	4	2	8	14	1.33
3	15	LEE Tzu Ying	4	-	3	7	1.33
5	9	CHANG Li Wen	3	-	1	4	1.00
6	8	YANG Yi Chen	1	1	2	4	0.33
6	16	TSENG Wan Ling	1	-	1	2	0.33
8	18	CHEN Tzu Ya	-	1	3	4	0.00
8	5	CHEN Yi Ju	-	1	2	3	0.00
8	13	WEN I Tzu	-	1	1	2	0.00
8	6	HO Yen Chih	-	2	-	2	0.00
	12	YANG Meng Hua	-	-	-	-	
Team Totals			28	11	35	74	9.33

Team

Opponent Errors & Team Faults	
	11

Timing and Results provided by Tissot



MON 22 SEP 2014

Start Time: 18:00 / End Time: 18:53

Match No.: 7

Match Statistics

경기 통계

Match Duration: 53m

Spectators: 190

P3

MDV vs TPE


0 3


Teams	Sets	1	2	3	Total
MDV	0	3	11	7	21
TPE	3	25	25	25	75
Playing Time		14m	16m	17m	47m


First Referee: JEON Younga (KOR)

Second Referee: ALI F B Th F Alsaid (KUW)

TPE - Chinese Taipei

Non-Scoring Dig	Rk	No	Name	Digs	Faults	Receptions	Total Attempts	Avg by Set	
	1	12	YANG Meng Hua	1	1	8	10	0.33	
	1	11	CHEN Wan Ting	1	-	4	5	0.33	
	1	17	CHANG Chen Yin	1	-	4	5	0.33	
	1	15	LEE Tzu Ying	1	-	2	3	0.33	
	1	9	CHANG Li Wen	1	1	1	3	0.33	
	1	5	CHEN Yi Ju	1	-	1	2	0.33	
	1	13	WEN I Tzu	1	-	1	2	0.33	
	8	18	CHEN Tzu Ya	-	-	4	4	0.00	
	8	3	CHANG Yu Chia	-	-	2	2	0.00	
	8	6	HO Yen Chih	-	-	1	1	0.00	
	8	8	YANG Yi Chen	-	-	1	1	0.00	
	8	16	TSENG Wan Ling	-	-	1	1	0.00	
	Team Totals				7	2	30	39	2.33

Non-Scoring Set	Rk	No	Name	Running Sets	Faults	Still Sets	Total Attempts	Avg by Set	
	1	8	YANG Yi Chen	18	-	3	21	6.00	
	2	3	CHANG Yu Chia	11	1	5	17	3.67	
	3	6	HO Yen Chih	1	-	1	2	0.33	
	3	9	CHANG Li Wen	1	-	1	2	0.33	
	3	5	CHEN Yi Ju	1	-	-	1	0.33	
	3	12	YANG Meng Hua	1	-	-	1	0.33	
	3	18	CHEN Tzu Ya	1	-	-	1	0.33	
	8	13	WEN I Tzu	-	-	1	1	0.00	
		11	CHEN Wan Ting	-	-	-	-	-	
		15	LEE Tzu Ying	-	-	-	-	-	
		16	TSENG Wan Ling	-	-	-	-	-	
		17	CHANG Chen Yin	-	-	-	-	-	
	Team Totals				34	1	11	46	11.33

Non-Scoring Reception	Rk	No	Name	Excellents	Faults	Serve Receptions	Total Attempts	Succ %	
		18	CHEN Tzu Ya	1	1	3	5		
		12	YANG Meng Hua	2	1	1	4		
		6	HO Yen Chih	-	-	2	2		
		9	CHANG Li Wen	-	1	1	2		
		15	LEE Tzu Ying	1	-	-	1		
		16	TSENG Wan Ling	-	-	1	1		
		3	CHANG Yu Chia	-	-	-	-		
		5	CHEN Yi Ju	-	-	-	-		
		8	YANG Yi Chen	-	-	-	-		
		11	CHEN Wan Ting	-	-	-	-		
		13	WEN I Tzu	-	-	-	-		
		17	CHANG Chen Yin	-	-	-	-		
	Limit								
	25.00%								
	Team Totals				4	3	8	15	26.67

LEGEND		Eff%		Rk		Succ%	
Avg	Average	Eff%	Efficiency	Rk	Rank	Succ%	Success %

Timing and Results provided by Tissot



Results Table - Preliminary Round

결과표 - 조별리그

As of MON 22 SEP 2014 at 18:59

P4

Pool A				Points per Set					Total Points	Match Duration	Spectators
Match	Date	Teams	Sets	1	2	3	4	5			
1	20 SEP 2014	KOR vs IND	3 - 0	25 - 5	25 - 12	25 - 13			75 - 30	1h 03m	2,500
3	21 SEP 2014	THA vs JPN	3 - 1	25 - 27	25 - 18	25 - 19	25 - 21		100 - 85	1h 54m	4,000
5	22 SEP 2014	IND vs JPN	0 - 3	6 - 25	11 - 25	12 - 25			29 - 75	1h 02m	245
10	23 SEP 2014	KOR vs THA									
11	24 SEP 2014	THA vs IND									
16	25 SEP 2014	KOR vs JPN									

Pool B				Points per Set					Total Points	Match Duration	Spectators
Match	Date	Teams	Sets	1	2	3	4	5			
2	20 SEP 2014	TPE vs HKG	3 - 0	25 - 10	25 - 12	25 - 19			75 - 41	1h 07m	220
4	21 SEP 2014	KAZ vs CHN	0 - 3	14 - 25	11 - 25	14 - 25			39 - 75	1h 09m	1,000
6	22 SEP 2014	HKG vs KAZ	1 - 3	25 - 23	17 - 25	16 - 25	22 - 25		80 - 98	1h 48m	270
7	22 SEP 2014	MDV vs TPE	0 - 3	3 - 25	11 - 25	7 - 25			21 - 75	53m	190
8	23 SEP 2014	CHN vs HKG									
9	23 SEP 2014	KAZ vs MDV									
12	24 SEP 2014	MDV vs CHN									
13	24 SEP 2014	TPE vs KAZ									
14	25 SEP 2014	CHN vs TPE									
15	25 SEP 2014	HKG vs MDV									

Statistics of	Average match duration	Average spectators	Total spectators
Preliminary Round	8m	124	8,425

Pool A																	
Rank	Team	Ranking Points	Matches			Results Details						Sets			Points		
			Played	Won	Lost	3-0	3-1	3-2	2-3	1-3	0-3	Won	Lost	Ratio	Won	Lost	Ratio
1	KOR	3	1	1	0	1						3	0	MAX	75	30	2.500
2	THA	3	1	1	0		1					3	1	3.000	100	85	1.176
3	JPN	3	2	1	1	1				1		4	3	1.333	160	129	1.240
4	IND	0	2	0	2						2	0	6	0.000	59	150	0.393

Pool B																	
Rank	Team	Ranking Points	Matches			Results Details						Sets			Points		
			Played	Won	Lost	3-0	3-1	3-2	2-3	1-3	0-3	Won	Lost	Ratio	Won	Lost	Ratio
1	TPE	6	2	2	0	2						6	0	MAX	150	62	2.419
2	CHN	3	1	1	0	1						3	0	MAX	75	39	1.923
3	KAZ	3	2	1	1		1				1	3	4	0.750	137	155	0.884
4	HKG	0	2	0	2					1	1	1	6	0.167	121	173	0.699
5	MDV	0	1	0	1						1	0	3	0.000	21	75	0.280

LEGEND

MAX Ratio with no points or sets lost Ratio Ratio of points or sets won/lost

Timing and Results provided by Tissot





Teams Ranking by Skills


스킬별 팀 순위

As of MON 22 SEP 2014 at 19:19

P6

Scoring Spike	Rk	Name	Spikes	Faults	Shots	Total Attempts	Eff %
	1	TPE - Chinese Taipei	77	14	39	130	48.46
	2	CHN - China	45	4	39	88	46.59
	3	KOR - Republic of Korea	40	6	32	78	43.59
	4	THA - Thailand	61	16	77	154	29.22
	5	JPN - Japan	82	31	116	229	22.27
	6	KAZ - Kazakhstan	67	37	106	210	14.29
	7	HKG - Hong Kong, China	55	43	122	220	5.45
	8	MDV - Maldives	4	3	24	31	3.23
	9	IND - India	33	38	89	160	0.00
	Tournament Totals			464	192	644	1300

Scoring Block	Rk	Name	Kill Blocks	Faults	Rebounds	Total Attempts	Avg by Set
	1	CHN - China	10	8	13	31	3.33
	2	JPN - Japan	20	24	43	87	2.86
	3	KAZ - Kazakhstan	16	24	43	83	2.29
	4	THA - Thailand	9	27	40	76	2.25
	5	KOR - Republic of Korea	5	6	10	21	1.67
	6	HKG - Hong Kong, China	10	27	34	71	1.43
	7	TPE - Chinese Taipei	3	7	16	26	0.50
	8	IND - India	2	15	29	46	0.33
	9	MDV - Maldives	-	7	3	10	0.00
	Tournament Totals			75	145	231	451

Scoring Service	Rk	Name	Aces	Faults	Serve Hits	Total Attempts	Avg by Set
	1	TPE - Chinese Taipei	41	20	88	149	6.83
	2	KOR - Republic of Korea	9	5	59	73	3.00
	3	CHN - China	7	3	66	76	2.33
	4	KAZ - Kazakhstan	13	12	109	134	1.86
	5	JPN - Japan	12	15	130	157	1.71
	6	HKG - Hong Kong, China	8	22	93	123	1.14
	7	THA - Thailand	4	14	84	102	1.00
	7	MDV - Maldives	3	6	13	22	1.00
	9	IND - India	2	13	46	61	0.33
	Tournament Totals			99	110	688	897





Teams Ranking by Skills


스킬별 팀 순위

As of MON 22 SEP 2014 at 19:19

P6

Non-Scoring Dig	Rk	Name	Digs	Faults	Receptions	Total Attempts	Avg by Set
	1	TPE - Chinese Taipei	22	6	73	101	3.67
	2	KOR - Republic of Korea	10	5	46	61	3.33
	3	HKG - Hong Kong, China	21	28	110	159	3.00
	4	JPN - Japan	14	22	124	160	2.00
	5	KAZ - Kazakhstan	12	26	127	165	1.71
	6	CHN - China	5	7	49	61	1.67
	7	THA - Thailand	6	10	74	90	1.50
	8	IND - India	8	32	85	125	1.33
	9	MDV - Maldives	-	14	19	33	0.00
Tournament Totals			98	150	707	955	4.26

Non-Scoring Set	Rk	Name	Running Sets	Faults	Still Sets	Total Attempts	Avg by Set
	1	THA - Thailand	57	1	83	141	14.25
	2	CHN - China	38	-	38	76	12.67
	3	TPE - Chinese Taipei	71	4	54	129	11.83
	4	KOR - Republic of Korea	33	-	35	68	11.00
	5	JPN - Japan	73	1	144	218	10.43
	6	KAZ - Kazakhstan	51	3	129	183	7.29
	7	HKG - Hong Kong, China	46	3	153	202	6.57
	8	IND - India	30	5	125	160	5.00
	9	MDV - Maldives	3	2	29	34	1.00
Tournament Totals			402	19	790	1211	17.48

Non-Scoring Reception	Rk	Name	Excellents	Faults	Serve Receptions	Total Attempts	Succ %
	1	KOR - Republic of Korea	12	2	9	23	52.17
	2	JPN - Japan	41	3	61	105	39.05
	3	THA - Thailand	26	2	48	76	34.21
	4	TPE - Chinese Taipei	17	6	27	50	34.00
	5	CHN - China	11	3	22	36	30.56
	6	IND - India	34	19	68	121	28.10
	7	KAZ - Kazakhstan	30	11	83	124	24.19
	8	HKG - Hong Kong, China	34	22	85	141	24.11
	9	MDV - Maldives	1	27	26	54	1.85
Tournament Totals			206	95	429	730	28.22

LEGEND							
Avg	Average	Eff%	Efficiency	Rk	Rank	Succ%	Success %

Timing and Results provided by Tissot





Cumulative Statistics by Skills


스킬별 누적통계

HKG - Hong Kong, China

AFTER 2 MATCHES

Scoring Spike	No	Name	Spikes	Faults	Shots	Total Attempts	Eff %	
	1	LAM Mei	8	7	21	36	2.78	
	4	FONG Sze Man	2	2	10	14	0.00	
	5	TSANG Sze Nga	5	7	11	23	0.00	
	7	YEUNG Sau Mei	20	12	24	56	14.29	
	8	KOO Yung Yung	2	4	7	13	0.00	
	9	LO Ka Yan	1	1	3	5	0.00	
	10	FUNG Tsz Yan	-	-	1	1	0.00	
	11	LEE Pui Shan	2	-	3	5	40.00	
	12	LAW Ho Fung Thyllis	6	6	22	34	0.00	
	14	LAM Yee Ting	3	3	10	16	0.00	
	16	TSUI Ka Yee	-	-	-	-	0.00	
	18	IP Hoi Lun Helen	6	1	10	17	29.41	
	Team Totals			55	43	122	220	5.45

Scoring Block	No	Name	Kill Blocks	Faults	Rebounds	Total Attempts	Avg by Set	
	1	LAM Mei	1	-	8	9	0.14	
	4	FONG Sze Man	-	4	2	6	0.00	
	5	TSANG Sze Nga	-	5	3	8	0.00	
	7	YEUNG Sau Mei	3	4	3	10	0.43	
	8	KOO Yung Yung	1	2	-	3	0.14	
	9	LO Ka Yan	-	1	-	1	0.00	
	10	FUNG Tsz Yan	-	-	-	-	0.00	
	11	LEE Pui Shan	-	-	-	-	0.00	
	12	LAW Ho Fung Thyllis	-	5	3	8	0.00	
	14	LAM Yee Ting	2	3	10	15	0.29	
	16	TSUI Ka Yee	-	-	-	-	0.00	
	18	IP Hoi Lun Helen	3	3	5	11	0.43	
	Team Totals			10	27	34	71	1.43

Scoring Service	No	Name	Aces	Faults	Serve Hits	Total Attempts	Avg by Set	
	1	LAM Mei	1	4	21	26	0.14	
	4	FONG Sze Man	-	1	3	4	0.00	
	5	TSANG Sze Nga	2	5	16	23	0.29	
	7	YEUNG Sau Mei	4	2	13	19	0.57	
	8	KOO Yung Yung	-	1	2	3	0.00	
	9	LO Ka Yan	-	2	6	8	0.00	
	10	FUNG Tsz Yan	-	-	1	1	0.00	
	11	LEE Pui Shan	-	-	3	3	0.00	
	12	LAW Ho Fung Thyllis	-	3	8	11	0.00	
	14	LAM Yee Ting	1	2	13	16	0.14	
	16	TSUI Ka Yee	-	-	-	-	0.00	
	18	IP Hoi Lun Helen	-	2	7	9	0.00	
	Team Totals			8	22	93	123	1.14

Team	Opponent Errors & Team Faults	48	3
-------------	--	----	---





Cumulative Statistics by Skills


스킬별 누적통계

HKG - Hong Kong, China

AFTER 2 MATCHES

Non-Scoring Dig	No	Name	Digs	Faults	Receptions	Total Attempts	Avg by Set
	1	LAM Mei	5	5	15	25	0.71
	4	FONG Sze Man	-	-	4	4	0.00
	5	TSANG Sze Nga	-	2	4	6	0.00
	7	YEUNG Sau Mei	2	2	16	20	0.29
	8	KOO Yung Yung	-	-	-	-	0.00
	9	LO Ka Yan	-	1	3	4	0.00
	10	FUNG Tsz Yan	-	1	2	3	0.00
	11	LEE Pui Shan	-	1	6	7	0.00
	12	LAW Ho Fung Thyllis	4	1	15	20	0.57
	14	LAM Yee Ting	3	7	10	20	0.43
	16	TSUI Ka Yee	7	8	31	46	1.00
	18	IP Hoi Lun Helen	-	-	4	4	0.00
Team Totals			21	28	110	159	3.00

Non-Scoring Set	No	Name	Running Sets	Faults	Still Sets	Total Attempts	Avg by Set
	1	LAM Mei	-	-	6	6	0.00
	4	FONG Sze Man	-	1	3	4	0.00
	5	TSANG Sze Nga	-	-	5	5	0.00
	7	YEUNG Sau Mei	1	-	5	6	0.14
	8	KOO Yung Yung	-	-	-	-	0.00
	9	LO Ka Yan	-	-	-	-	0.00
	10	FUNG Tsz Yan	5	1	14	20	0.71
	11	LEE Pui Shan	-	-	1	1	0.00
	12	LAW Ho Fung Thyllis	-	-	2	2	0.00
	14	LAM Yee Ting	37	1	96	134	5.29
	16	TSUI Ka Yee	3	-	17	20	0.43
	18	IP Hoi Lun Helen	-	-	4	4	0.00
Team Totals			46	3	153	202	6.57

Non-Scoring Reception	No	Name	Excellents	Faults	Serve Receptions	Total Attempts	Succ %
	1	LAM Mei	2	3	16	21	9.52
	4	FONG Sze Man	1	1	3	5	20.00
	5	TSANG Sze Nga	-	-	-	-	0.00
	7	YEUNG Sau Mei	1	3	10	14	7.14
	8	KOO Yung Yung	-	-	-	-	0.00
	9	LO Ka Yan	-	-	5	5	0.00
	10	FUNG Tsz Yan	-	-	-	-	0.00
	11	LEE Pui Shan	2	3	5	10	20.00
	12	LAW Ho Fung Thyllis	13	6	28	47	27.66
	14	LAM Yee Ting	-	1	-	1	0.00
	16	TSUI Ka Yee	15	5	18	38	39.47
	18	IP Hoi Lun Helen	-	-	-	-	0.00
Team Totals			34	22	85	141	24.11

LEGEND

Avg Average Eff% Efficiency Succ% Success %

Timing and Results provided by Tissot





Cumulative Statistics by Skills


스킬별 누적통계

IND - India

AFTER 2 MATCHES

Scoring Spike	No	Name	Spikes	Faults	Shots	Total Attempts	Eff %	
	1	PRIYANKA Khedkar	-	-	-	-	0.00	
	3	REKHA S	4	6	14	24	0.00	
	4	ANUSRI Ghosh	5	5	11	21	0.00	
	5	POORNIMA M S	5	2	12	19	15.79	
	7	SOUMYA V	3	7	13	23	0.00	
	8	SHEEBA P V	-	5	5	10	0.00	
	9	TIJI Raju	2	3	10	15	0.00	
	10	NIRMALA	11	9	21	41	4.88	
	12	TERIN Antony	2	-	-	2	100.00	
	13	PREETI Singh	1	1	2	4	0.00	
	14	SRUTIMOL N	-	-	-	-	0.00	
	15	RESHMA P P	-	-	1	1	0.00	
	Team Totals			33	38	89	160	

Scoring Block	No	Name	Kill Blocks	Faults	Rebounds	Total Attempts	Avg by Set	
	1	PRIYANKA Khedkar	-	-	-	-	0.00	
	3	REKHA S	1	2	-	3	0.17	
	4	ANUSRI Ghosh	-	1	12	13	0.00	
	5	POORNIMA M S	-	1	4	5	0.00	
	7	SOUMYA V	-	2	1	3	0.00	
	8	SHEEBA P V	-	-	-	-	0.00	
	9	TIJI Raju	-	5	6	11	0.00	
	10	NIRMALA	1	1	2	4	0.17	
	12	TERIN Antony	-	2	3	5	0.00	
	13	PREETI Singh	-	1	1	2	0.00	
	14	SRUTIMOL N	-	-	-	-	0.00	
	15	RESHMA P P	-	-	-	-	0.00	
	Team Totals			2	15	29	46	0.33

Scoring Service	No	Name	Aces	Faults	Serve Hits	Total Attempts	Avg by Set	
	1	PRIYANKA Khedkar	-	-	-	-	0.00	
	3	REKHA S	-	1	2	3	0.00	
	4	ANUSRI Ghosh	1	1	5	7	0.17	
	5	POORNIMA M S	-	3	4	7	0.00	
	7	SOUMYA V	-	-	3	3	0.00	
	8	SHEEBA P V	-	-	2	2	0.00	
	9	TIJI Raju	1	2	10	13	0.17	
	10	NIRMALA	-	2	8	10	0.00	
	12	TERIN Antony	-	4	11	15	0.00	
	13	PREETI Singh	-	-	-	-	0.00	
	14	SRUTIMOL N	-	-	-	-	0.00	
	15	RESHMA P P	-	-	1	1	0.00	
	Team Totals			2	13	46	61	0.33

Team	Opponent Errors & Team Faults	22	2
-------------	--	-----------	----------





Cumulative Statistics by Skills


스킬별 누적통계

IND - India

AFTER 2 MATCHES

Non-Scoring Dig	No	Name	Digs	Faults	Receptions	Total Attempts	Avg by Set	
	1	PRIYANKA Khedkar	6	11	17	34	1.00	
	3	REKHA S	1	7	10	18	0.17	
	4	ANUSRI Ghosh	-	-	4	4	0.00	
	5	POORNIMA M S	-	1	10	11	0.00	
	7	SOUMYA V	-	-	9	9	0.00	
	8	SHEEBA P V	-	1	5	6	0.00	
	9	TIJI Raju	-	3	12	15	0.00	
	10	NIRMALA	-	3	11	14	0.00	
	12	TERIN Antony	1	5	6	12	0.17	
	13	PREETI Singh	-	-	1	1	0.00	
	14	SRUTIMOL N	-	-	-	-	0.00	
	15	RESHMA P P	-	1	-	1	0.00	
	Team Totals			8	32	85	125	1.33

Non-Scoring Set	No	Name	Running Sets	Faults	Still Sets	Total Attempts	Avg by Set	
	1	PRIYANKA Khedkar	-	-	7	7	0.00	
	3	REKHA S	-	-	2	2	0.00	
	4	ANUSRI Ghosh	-	-	4	4	0.00	
	5	POORNIMA M S	-	1	1	2	0.00	
	7	SOUMYA V	-	-	-	-	0.00	
	8	SHEEBA P V	-	-	-	-	0.00	
	9	TIJI Raju	-	-	5	5	0.00	
	10	NIRMALA	-	-	1	1	0.00	
	12	TERIN Antony	30	4	105	139	5.00	
	13	PREETI Singh	-	-	-	-	0.00	
	14	SRUTIMOL N	-	-	-	-	0.00	
	15	RESHMA P P	-	-	-	-	0.00	
	Team Totals			30	5	125	160	5.00

Non-Scoring Reception	No	Name	Excellents	Faults	Serve Receptions	Total Attempts	Succ %	
	1	PRIYANKA Khedkar	12	4	13	29	41.38	
	3	REKHA S	8	-	14	22	36.36	
	4	ANUSRI Ghosh	-	-	1	1	0.00	
	5	POORNIMA M S	-	-	-	-	0.00	
	7	SOUMYA V	7	6	17	30	23.33	
	8	SHEEBA P V	-	-	1	1	0.00	
	9	TIJI Raju	-	1	4	5	0.00	
	10	NIRMALA	6	8	17	31	19.35	
	12	TERIN Antony	-	-	-	-	0.00	
	13	PREETI Singh	-	-	-	-	0.00	
	14	SRUTIMOL N	-	-	-	-	0.00	
	15	RESHMA P P	1	-	1	2	50.00	
	Team Totals			34	19	68	121	28.10

LEGEND			
Avg	Eff%	Succ%	
Average	Efficiency	Success %	

Timing and Results provided by Tissot





Cumulative Statistics by Skills


스킬별 누적통계

JPN - Japan

AFTER 2 MATCHES

Scoring Spike	No	Name	Spikes	Faults	Shots	Total Attempts	Eff %
	1	SUZUKI Yuko	-	-	-	-	0.00
	2	TASHIRO Kanami	1	-	1	2	50.00
	3	NOMOTO Rika	-	-	-	-	0.00
	4	SHIMAMURA Haruyo	10	5	13	28	17.86
	5	HORIKAWA Mari	7	2	7	16	31.25
	6	TORIGOE Miku	-	-	1	1	0.00
	7	TAKAHASHI Saori	17	6	13	36	30.56
	8	OTAKE Riho	6	1	11	18	27.78
	9	MURANAGA Nao	14	2	14	30	40.00
	10	ITOH Nozomi	8	4	21	33	12.12
	11	INOUE Arisa	13	7	18	38	15.79
	12	SAKAMOTO Nanaka	6	4	18	28	7.14
Team Totals			82	31	117	230	22.17

Scoring Block	No	Name	Kill Blocks	Faults	Rebounds	Total Attempts	Avg by Set
	1	SUZUKI Yuko	-	-	2	2	0.00
	2	TASHIRO Kanami	-	5	4	9	0.00
	3	NOMOTO Rika	-	-	-	-	0.00
	4	SHIMAMURA Haruyo	5	4	13	22	0.71
	5	HORIKAWA Mari	1	2	1	4	0.14
	6	TORIGOE Miku	-	-	-	-	0.00
	7	TAKAHASHI Saori	2	3	5	10	0.29
	8	OTAKE Riho	5	3	4	12	0.71
	9	MURANAGA Nao	-	2	1	3	0.00
	10	ITOH Nozomi	6	5	6	17	0.86
	11	INOUE Arisa	1	-	2	3	0.14
	12	SAKAMOTO Nanaka	-	-	5	5	0.00
Team Totals			20	24	43	87	2.86

Scoring Service	No	Name	Aces	Faults	Serve Hits	Total Attempts	Avg by Set
	1	SUZUKI Yuko	1	1	6	8	0.14
	2	TASHIRO Kanami	2	-	21	23	0.29
	3	NOMOTO Rika	-	1	2	3	0.00
	4	SHIMAMURA Haruyo	1	1	11	13	0.14
	5	HORIKAWA Mari	3	1	20	24	0.43
	6	TORIGOE Miku	-	-	-	-	0.00
	7	TAKAHASHI Saori	1	2	17	20	0.14
	8	OTAKE Riho	-	3	13	16	0.00
	9	MURANAGA Nao	1	1	10	12	0.14
	10	ITOH Nozomi	1	2	11	14	0.14
	11	INOUE Arisa	1	1	8	10	0.14
	12	SAKAMOTO Nanaka	1	2	10	13	0.14
Team Totals			12	15	129	156	1.71

Team	Opponent Errors & Team Faults	46
-------------	--	-----------





Cumulative Statistics by Skills


스킬별 누적통계

JPN - Japan

AFTER 2 MATCHES

Non-Scoring Dig	No	Name	Digs	Faults	Receptions	Total Attempts	Avg by Set
	1	SUZUKI Yuko	1	1	3	5	0.14
	2	TASHIRO Kanami	3	3	12	18	0.43
	3	NOMOTO Rika	-	-	1	1	0.00
	4	SHIMAMURA Haruyo	1	-	4	5	0.14
	5	HORIKAWA Mari	-	2	5	7	0.00
	6	TORIGOE Miku	4	4	33	41	0.57
	7	TAKAHASHI Saori	4	2	15	21	0.57
	8	OTAKE Riho	1	-	3	4	0.14
	9	MURANAGA Nao	-	1	13	14	0.00
	10	ITOH Nozomi	-	2	13	15	0.00
	11	INOUE Arisa	-	7	15	22	0.00
	12	SAKAMOTO Nanaka	-	-	6	6	0.00
Team Totals			14	22	123	159	2.00

Non-Scoring Set	No	Name	Running Sets	Faults	Still Sets	Total Attempts	Avg by Set
	1	SUZUKI Yuko	15	-	27	42	2.14
	2	TASHIRO Kanami	49	1	93	143	7.00
	3	NOMOTO Rika	-	-	-	-	0.00
	4	SHIMAMURA Haruyo	-	-	4	4	0.00
	5	HORIKAWA Mari	2	-	1	3	0.29
	6	TORIGOE Miku	3	-	14	17	0.43
	7	TAKAHASHI Saori	1	-	1	2	0.14
	8	OTAKE Riho	-	-	2	2	0.00
	9	MURANAGA Nao	2	-	-	2	0.29
	10	ITOH Nozomi	-	-	1	1	0.00
	11	INOUE Arisa	-	-	2	2	0.00
	12	SAKAMOTO Nanaka	1	-	-	1	0.14
Team Totals			73	1	145	219	10.43

Non-Scoring Reception	No	Name	Excellents	Faults	Serve Receptions	Total Attempts	Succ %
	1	SUZUKI Yuko	-	-	-	-	0.00
	2	TASHIRO Kanami	-	-	-	-	0.00
	3	NOMOTO Rika	-	-	1	1	0.00
	4	SHIMAMURA Haruyo	-	-	2	2	0.00
	5	HORIKAWA Mari	-	-	-	-	0.00
	6	TORIGOE Miku	16	-	11	27	59.26
	7	TAKAHASHI Saori	12	2	20	34	35.29
	8	OTAKE Riho	1	-	-	1	100.00
	9	MURANAGA Nao	5	1	12	18	27.78
	10	ITOH Nozomi	-	-	-	-	0.00
	11	INOUE Arisa	3	-	8	11	27.27
	12	SAKAMOTO Nanaka	4	-	7	11	36.36
Team Totals			41	3	61	105	39.05

LEGEND			
Avg	Eff%	Succ%	
Average	Efficiency	Success %	

Timing and Results provided by Tissot





Cumulative Statistics by Skills


스킬별 누적통계

KAZ - Kazakhstan

AFTER 2 MATCHES

Scoring Spike	No	Name	Spikes	Faults	Shots	Total Attempts	Eff %	
	1	GORDEYEVA Yelena	16	7	23	46	19.57	
	4	CHUMAK Irina	4	4	11	19	0.00	
	5	RYLOVA Valeriya	-	-	-	-	0.00	
	6	AKILOVA Natalya	14	2	22	38	31.58	
	7	RAZORENKOVA Yekaterina	8	6	11	25	8.00	
	8	SHENBERGER Irina	6	7	20	33	0.00	
	10	DANILOVA Regina	-	1	-	1	0.00	
	11	ROSTOVCHSHIKOVA Anastassiya	4	5	8	17	0.00	
	12	AIZHARIKHOVA Ainagul	3	-	4	7	42.86	
	15	BATKULDINA Aliya	-	-	-	-	0.00	
	17	MARATOVA Ardak	-	1	2	3	0.00	
	18	KOLOMOYETS Anastassiya	12	4	5	21	38.10	
	Team Totals			67	37	106	210	14.29

Scoring Block	No	Name	Kill Blocks	Faults	Rebounds	Total Attempts	Avg by Set	
	1	GORDEYEVA Yelena	-	1	5	6	0.00	
	4	CHUMAK Irina	2	6	7	15	0.29	
	5	RYLOVA Valeriya	-	-	-	-	0.00	
	6	AKILOVA Natalya	-	7	7	14	0.00	
	7	RAZORENKOVA Yekaterina	4	4	4	12	0.57	
	8	SHENBERGER Irina	3	1	2	6	0.43	
	10	DANILOVA Regina	-	-	-	-	0.00	
	11	ROSTOVCHSHIKOVA Anastassiya	3	1	-	4	0.43	
	12	AIZHARIKHOVA Ainagul	-	1	4	5	0.00	
	15	BATKULDINA Aliya	-	-	-	-	0.00	
	17	MARATOVA Ardak	-	-	-	-	0.00	
	18	KOLOMOYETS Anastassiya	4	3	14	21	0.57	
	Team Totals			16	24	43	83	2.29

Scoring Service	No	Name	Aces	Faults	Serve Hits	Total Attempts	Avg by Set	
	1	GORDEYEVA Yelena	1	1	21	23	0.14	
	4	CHUMAK Irina	1	3	15	19	0.14	
	5	RYLOVA Valeriya	-	-	-	-	0.00	
	6	AKILOVA Natalya	5	2	19	26	0.71	
	7	RAZORENKOVA Yekaterina	1	-	14	15	0.14	
	8	SHENBERGER Irina	2	2	11	15	0.29	
	10	DANILOVA Regina	-	-	3	3	0.00	
	11	ROSTOVCHSHIKOVA Anastassiya	-	2	3	5	0.00	
	12	AIZHARIKHOVA Ainagul	-	-	2	2	0.00	
	15	BATKULDINA Aliya	-	-	-	-	0.00	
	17	MARATOVA Ardak	1	-	1	2	0.14	
	18	KOLOMOYETS Anastassiya	2	2	20	24	0.29	
	Team Totals			13	12	109	134	1.86

Team	Opponent Errors & Team Faults	41	7
-------------	--	----	---





Cumulative Statistics by Skills


스킬별 누적통계

KAZ - Kazakhstan

AFTER 2 MATCHES

Non-Scoring Dig	No	Name	Digs	Faults	Receptions	Total Attempts	Avg by Set	
	1	GORDEYEVA Yelena	1	4	25	30	0.14	
	4	CHUMAK Irina	-	1	10	11	0.00	
	5	RYLOVA Valeriya	7	7	26	40	1.00	
	6	AKILOVA Natalya	-	5	19	24	0.00	
	7	RAZORENKOVA Yekaterina	1	3	11	15	0.14	
	8	SHENBERGER Irina	1	4	21	26	0.14	
	10	DANILOVA Regina	-	-	2	2	0.00	
	11	ROSTOVCHSHIKOVA Anastassiya	1	-	6	7	0.14	
	12	AIZHARIKHOVA Ainagul	-	-	4	4	0.00	
	15	BATKULDINA Aliya	1	1	-	2	0.14	
	17	MARATOVA Ardak	-	-	-	-	0.00	
	18	KOLOMOYETS Anastassiya	-	1	3	4	0.00	
	Team Totals			12	26	127	165	1.71

Non-Scoring Set	No	Name	Running Sets	Faults	Still Sets	Total Attempts	Avg by Set	
	1	GORDEYEVA Yelena	2	-	5	7	0.29	
	4	CHUMAK Irina	1	-	9	10	0.14	
	5	RYLOVA Valeriya	1	-	11	12	0.14	
	6	AKILOVA Natalya	40	3	80	123	5.71	
	7	RAZORENKOVA Yekaterina	1	-	6	7	0.14	
	8	SHENBERGER Irina	-	-	-	-	0.00	
	10	DANILOVA Regina	-	-	1	1	0.00	
	11	ROSTOVCHSHIKOVA Anastassiya	-	-	4	4	0.00	
	12	AIZHARIKHOVA Ainagul	1	-	1	2	0.14	
	15	BATKULDINA Aliya	4	-	10	14	0.57	
	17	MARATOVA Ardak	-	-	-	-	0.00	
	18	KOLOMOYETS Anastassiya	1	-	2	3	0.14	
	Team Totals			51	3	129	183	7.29

Non-Scoring Reception	No	Name	Excellents	Faults	Serve Receptions	Total Attempts	Succ %	
	1	GORDEYEVA Yelena	10	3	15	28	35.71	
	4	CHUMAK Irina	-	-	-	-	0.00	
	5	RYLOVA Valeriya	8	2	26	36	22.22	
	6	AKILOVA Natalya	-	-	-	-	0.00	
	7	RAZORENKOVA Yekaterina	4	-	13	17	23.53	
	8	SHENBERGER Irina	6	1	19	26	23.08	
	10	DANILOVA Regina	1	1	2	4	25.00	
	11	ROSTOVCHSHIKOVA Anastassiya	1	2	6	9	11.11	
	12	AIZHARIKHOVA Ainagul	-	1	-	1	0.00	
	15	BATKULDINA Aliya	-	-	-	-	0.00	
	17	MARATOVA Ardak	-	1	2	3	0.00	
	18	KOLOMOYETS Anastassiya	-	-	-	-	0.00	
	Team Totals			30	11	83	124	24.19

LEGEND			
Avg	Average	Eff%	Efficiency
Succ%	Success %		

Timing and Results provided by Tissot





Cumulative Statistics by Skills


스킬별 누적통계

MDV - Maldives

AFTER 1 MATCH

Scoring Spike	No	Name	Spikes	Faults	Shots	Total Attempts	Eff %
	2	AZEEFA Mariyam	2	-	7	9	22.22
	3	HALEEM Mariyam	-	-	-	-	0.00
	4	AREESHA Aminath	-	-	-	-	0.00
	6	RASHIDHA Hawwa	1	-	8	9	11.11
	7	ADAM Shaufa	-	-	-	-	0.00
	8	SAMA Haleemath	-	-	-	-	0.00
	9	ZAREER Fathimath Joozan	-	-	-	-	0.00
	10	MAJIDHA Aishath	1	2	9	12	0.00
	11	HASSAN Mueena	-	-	-	-	0.00
	13	IBRAHIM Nasra	-	-	-	-	0.00
	15	MOOSA Fathimath Zeeniya	-	-	-	-	0.00
	16	IBRAHIM Khadheeja	-	1	-	1	0.00
Team Totals			4	3	24	31	3.23

Scoring Block	No	Name	Kill Blocks	Faults	Rebounds	Total Attempts	Avg by Set
	2	AZEEFA Mariyam	-	2	-	2	0.00
	3	HALEEM Mariyam	-	-	-	-	0.00
	4	AREESHA Aminath	-	-	-	-	0.00
	6	RASHIDHA Hawwa	-	-	-	-	0.00
	7	ADAM Shaufa	-	2	2	4	0.00
	8	SAMA Haleemath	-	-	-	-	0.00
	9	ZAREER Fathimath Joozan	-	-	-	-	0.00
	10	MAJIDHA Aishath	-	-	1	1	0.00
	11	HASSAN Mueena	-	-	-	-	0.00
	13	IBRAHIM Nasra	-	1	-	1	0.00
	15	MOOSA Fathimath Zeeniya	-	-	-	-	0.00
	16	IBRAHIM Khadheeja	-	2	-	2	0.00
Team Totals				7	3	10	0.00

Scoring Service	No	Name	Aces	Faults	Serve Hits	Total Attempts	Avg by Set
	2	AZEEFA Mariyam	1	1	1	3	0.33
	3	HALEEM Mariyam	-	-	-	-	0.00
	4	AREESHA Aminath	-	-	-	-	0.00
	6	RASHIDHA Hawwa	2	1	3	6	0.67
	7	ADAM Shaufa	-	2	1	3	0.00
	8	SAMA Haleemath	-	-	-	-	0.00
	9	ZAREER Fathimath Joozan	-	-	-	-	0.00
	10	MAJIDHA Aishath	-	-	3	3	0.00
	11	HASSAN Mueena	-	-	-	-	0.00
	13	IBRAHIM Nasra	-	1	4	5	0.00
	15	MOOSA Fathimath Zeeniya	-	-	-	-	0.00
	16	IBRAHIM Khadheeja	-	1	1	2	0.00
Team Totals			3	6	13	22	1.00

Team	Opponent Errors & Team Faults	14	1





Cumulative Statistics by Skills


스킬별 누적통계

MDV - Maldives

AFTER 1 MATCH

Non-Scoring Dig	No	Name	Digs	Faults	Receptions	Total Attempts	Avg by Set
	2	AZEEFA Mariyam	-	1	1	2	0.00
	3	HALEEM Mariyam	-	1	1	2	0.00
	4	AREESHA Aminath	-	-	-	-	0.00
	6	RASHIDHA Hawwa	-	1	5	6	0.00
	7	ADAM Shaufa	-	-	1	1	0.00
	8	SAMA Haleemath	-	-	-	-	0.00
	9	ZAREER Fathimath Joozan	-	-	-	-	0.00
	10	MAJIDHA Aishath	-	2	5	7	0.00
	11	HASSAN Mueena	-	3	3	6	0.00
	13	IBRAHIM Nasra	-	5	2	7	0.00
	15	MOOSA Fathimath Zeeniya	-	-	-	-	0.00
	16	IBRAHIM Khadheeja	-	1	1	2	0.00
Team Totals				14	19	33	0.00

Non-Scoring Set	No	Name	Running Sets	Faults	Still Sets	Total Attempts	Avg by Set
	2	AZEEFA Mariyam	-	-	1	1	0.00
	3	HALEEM Mariyam	-	-	-	-	0.00
	4	AREESHA Aminath	-	-	-	-	0.00
	6	RASHIDHA Hawwa	-	-	1	1	0.00
	7	ADAM Shaufa	-	-	2	2	0.00
	8	SAMA Haleemath	-	-	-	-	0.00
	9	ZAREER Fathimath Joozan	-	-	-	-	0.00
	10	MAJIDHA Aishath	1	-	1	2	0.33
	11	HASSAN Mueena	-	1	3	4	0.00
	13	IBRAHIM Nasra	2	1	20	23	0.67
	15	MOOSA Fathimath Zeeniya	-	-	-	-	0.00
	16	IBRAHIM Khadheeja	-	-	1	1	0.00
Team Totals			3	2	29	34	1.00

Non-Scoring Reception	No	Name	Excellents	Faults	Serve Receptions	Total Attempts	Succ %
	2	AZEEFA Mariyam	-	7	8	15	0.00
	3	HALEEM Mariyam	-	1	4	5	0.00
	4	AREESHA Aminath	-	-	-	-	0.00
	6	RASHIDHA Hawwa	1	9	10	20	5.00
	7	ADAM Shaufa	-	-	-	-	0.00
	8	SAMA Haleemath	-	-	-	-	0.00
	9	ZAREER Fathimath Joozan	-	-	-	-	0.00
	10	MAJIDHA Aishath	-	5	1	6	0.00
	11	HASSAN Mueena	-	5	3	8	0.00
	13	IBRAHIM Nasra	-	-	-	-	0.00
	15	MOOSA Fathimath Zeeniya	-	-	-	-	0.00
	16	IBRAHIM Khadheeja	-	-	-	-	0.00
Team Totals			1	27	26	54	1.85

LEGEND			
Avg	Eff%	Succ%	
Average	Efficiency	Success %	

Timing and Results provided by Tissot





Cumulative Statistics by Skills


스킬별 누적통계

TPE - Chinese Taipei

AFTER 2 MATCHES

Scoring Spike	No	Name	Spikes	Faults	Shots	Total Attempts	Eff %	
	3	CHANG Yu Chia	1	-	-	1	100.00	
	5	CHEN Yi Ju	12	2	7	21	47.62	
	6	HO Yen Chih	2	-	3	5	40.00	
	8	YANG Yi Chen	2	-	-	2	100.00	
	9	CHANG Li Wen	5	2	1	8	37.50	
	11	CHEN Wan Ting	21	1	5	27	74.07	
	12	YANG Meng Hua	-	-	-	-	0.00	
	13	WEN I Tzu	4	-	2	6	66.67	
	15	LEE Tzu Ying	10	5	8	23	21.74	
	16	TSENG Wan Ling	9	-	3	12	75.00	
	17	CHANG Chen Yin	8	3	6	17	29.41	
	18	CHEN Tzu Ya	3	1	4	8	25.00	
	Team Totals			77	14	39	130	48.46

Scoring Block	No	Name	Kill Blocks	Faults	Rebounds	Total Attempts	Avg by Set	
	3	CHANG Yu Chia	-	-	-	-	0.00	
	5	CHEN Yi Ju	1	2	6	9	0.17	
	6	HO Yen Chih	-	-	-	-	0.00	
	8	YANG Yi Chen	-	-	4	4	0.00	
	9	CHANG Li Wen	-	-	-	-	0.00	
	11	CHEN Wan Ting	-	1	1	2	0.00	
	12	YANG Meng Hua	-	-	-	-	0.00	
	13	WEN I Tzu	-	-	-	-	0.00	
	15	LEE Tzu Ying	-	1	1	2	0.00	
	16	TSENG Wan Ling	1	2	2	5	0.17	
	17	CHANG Chen Yin	1	1	2	4	0.17	
	18	CHEN Tzu Ya	-	-	-	-	0.00	
	Team Totals			3	7	16	26	0.50

Scoring Service	No	Name	Aces	Faults	Serve Hits	Total Attempts	Avg by Set	
	3	CHANG Yu Chia	5	2	14	21	0.83	
	5	CHEN Yi Ju	1	2	6	9	0.17	
	6	HO Yen Chih	-	2	-	2	0.00	
	8	YANG Yi Chen	2	1	11	14	0.33	
	9	CHANG Li Wen	3	-	1	4	0.50	
	11	CHEN Wan Ting	11	1	20	32	1.83	
	12	YANG Meng Hua	-	-	-	-	0.00	
	13	WEN I Tzu	-	1	8	9	0.00	
	15	LEE Tzu Ying	4	-	9	13	0.67	
	16	TSENG Wan Ling	3	2	5	10	0.50	
	17	CHANG Chen Yin	10	5	6	21	1.67	
	18	CHEN Tzu Ya	2	4	8	14	0.33	
	Team Totals			41	20	88	149	6.83

Team	Opponent Errors & Team Faults	29
-------------	--	----





Cumulative Statistics by Skills


스킬별 누적통계

TPE - Chinese Taipei

AFTER 2 MATCHES

Non-Scoring Dig	No	Name	Digs	Faults	Receptions	Total Attempts	Avg by Set	
	3	CHANG Yu Chia	-	-	3	3	0.00	
	5	CHEN Yi Ju	1	-	6	7	0.17	
	6	HO Yen Chih	-	-	2	2	0.00	
	8	YANG Yi Chen	-	1	4	5	0.00	
	9	CHANG Li Wen	1	3	1	5	0.17	
	11	CHEN Wan Ting	1	-	7	8	0.17	
	12	YANG Meng Hua	9	1	19	29	1.50	
	13	WEN I Tzu	2	-	4	6	0.33	
	15	LEE Tzu Ying	5	-	8	13	0.83	
	16	TSENG Wan Ling	-	-	2	2	0.00	
	17	CHANG Chen Yin	3	-	9	12	0.50	
	18	CHEN Tzu Ya	-	1	8	9	0.00	
	Team Totals			22	6	73	101	3.67

Non-Scoring Set	No	Name	Running Sets	Faults	Still Sets	Total Attempts	Avg by Set	
	3	CHANG Yu Chia	19	3	17	39	3.17	
	5	CHEN Yi Ju	2	-	-	2	0.33	
	6	HO Yen Chih	1	-	1	2	0.17	
	8	YANG Yi Chen	41	1	24	66	6.83	
	9	CHANG Li Wen	1	-	1	2	0.17	
	11	CHEN Wan Ting	1	-	2	3	0.17	
	12	YANG Meng Hua	5	-	3	8	0.83	
	13	WEN I Tzu	-	-	1	1	0.00	
	15	LEE Tzu Ying	-	-	-	-	0.00	
	16	TSENG Wan Ling	-	-	1	1	0.00	
	17	CHANG Chen Yin	-	-	3	3	0.00	
	18	CHEN Tzu Ya	1	-	1	2	0.17	
	Team Totals			71	4	54	129	11.83

Non-Scoring Reception	No	Name	Excellents	Faults	Serve Receptions	Total Attempts	Succ %	
	3	CHANG Yu Chia	-	-	-	-	0.00	
	5	CHEN Yi Ju	-	-	-	-	0.00	
	6	HO Yen Chih	-	-	2	2	0.00	
	8	YANG Yi Chen	-	-	-	-	0.00	
	9	CHANG Li Wen	-	1	1	2	0.00	
	11	CHEN Wan Ting	-	-	-	-	0.00	
	12	YANG Meng Hua	7	3	8	18	38.89	
	13	WEN I Tzu	1	-	-	1	100.00	
	15	LEE Tzu Ying	6	1	6	13	46.15	
	16	TSENG Wan Ling	-	-	1	1	0.00	
	17	CHANG Chen Yin	1	-	2	3	33.33	
	18	CHEN Tzu Ya	2	1	7	10	20.00	
	Team Totals			17	6	27	50	34.00

LEGEND			
Avg	Eff%	Succ%	
Average	Efficiency	Success %	

Timing and Results provided by Tissot