

FIVBTM



VOLLEYBALL
MEN'S WORLD
CHAMPIONSHIP
POLAND 2014

Öæñ Áó ||^ç ÁP[È

FIVB Men's Volleyball World Championship 2014 Pool A - Preliminary Round

Match: 49 **Date:** 07.09.2014 **Spectators:** 2'555
City: Wroclaw
Hall: Hala Stulecia
Match duration: Start: 13:10 End: 15:26 Total: 2:16

Teams	Sets	1	2	3	4	5	Total
AUS	3	25	23	21	25	15	109
VEN	2	20	25	25	16	9	95
Set duration		0:26	0:27	0:28	0:23	0:13	1:57

Referees: WENSHENG Luo (CHN) & VEREECKE Philippe (FRA)

AUS • Australia		1	2	3	4	5	Pts
1	Zingel Aidan	■	■	■	■	■	15
3	Roberts Nathan	■	■	■	■	■	8
5	Passier Travis	■	■	■	■	■	6
6	Edgar Thomas	■	■	■	■	■	25
7	Peacock Harrison	■	■	■	■	■	4
9	White Adam	■	■	■	■	■	10
11 L	Perry Luke	L	L	L	L	L	
12	Mote Nehemiah						
14	Sukochev Grigory		□		□	□	
15	Douglas-Powell Thomas Ewen						
16	Smith Luke						
17	Carroll Paul		□		□	□	3

Coach: Uriarte, Jon Emili (ARG)
Assistant: Ilott, Daniel John (AUS)

VEN • Venezuela		1	2	3	4	5	Pts
3	Gonzalez Fernando	□	□	□	□	□	1
4 L	Mata Héctor	L	L	L	L	L	
6	Paez Carlos	□		□	□		
8	Salerno Hector						
9	Carrasco José	■	■	■	■	■	2
10	Pinerua Kervin	■	■	■	■	■	24
11	Gomez Canas Ernardo Andres	□		□	□		4
12	Contreras Jhoser	■	■	■	■	■	11
13	Chourio Pirela Jesus Danian	■	■	■	■	■	7
14	Montoya Martine Maximo Antonio	■	■	■	■	■	18
17	Escobar Daniel						
18	Cedeno Marquez Fredy Ramon	■	■	■	■	■	5

Coach: VINCENZO NACCI (ITA)
Assistant: IVAN NIETO (VEN)

TEAMS AND PLAYERS PERFORMANCES

Won Pts	Total Atts	No Name	Scoring Skills	Won Pts	Total Atts	No Name
51	86	Total Team		61	134	Total Team
22	34	6 Edgar Thomas	Spike	17	36	14 Montoya Martine Maximo
9	15	1 Zingel Aidan		16	33	10 Pinerua Kervin
7	15	3 Roberts Nathan		10	20	12 Contreras Jhoser
15	97	Total Team	Block	4	60	Total Team
5	28	1 Zingel Aidan		2	7	10 Pinerua Kervin
3	22	9 White Adam		1	2	3 Gonzalez Fernando
2	11	6 Edgar Thomas	1	5	14 Montoya Martine Maximo	
5	109	Total Team	Serve	7	95	Total Team
2	27	7 Peacock Harrison		6	22	10 Pinerua Kervin
1	12	6 Edgar Thomas		1	17	12 Contreras Jhoser
1	22	1 Zingel Aidan				
38		Total Team	Opp. error	23		Total Team
109	292	Total Team	Total	95	289	Total Team
25	57	6 Edgar Thomas	Best Scorer	24	62	10 Pinerua Kervin

■ Starting line-up Pts = Points scored [nn] = Captain
□ Substitute Atts = Attempts L = Libero
Opp = Opponent



Match: 50 **Date:** 07.09.2014 **Spectators:** 3'300
City: Katowice
Hall: Spodek
Match duration: Start: 13:10 End: 14:32 Total: 1:22

Teams	Sets	1	2	3	4	5	Total
TUN	0	18	14	20			52
FIN	3	25	25	25			75
Set duration		0:22	0:23	0:24			1:09

Referees: SHAHMIRI Mohammad (IRI) & MAROSZEK Wojciech (POL)

TUN • Tunisia		1	2	3	4	5	Pts
2	Kadhi Ahmed	■	■	■			7
4	Garci Marouen	■	■	■			12
5	Sellami Samir	■	■				1
6	Ben Othmen Miladi Mohamed Ali	■	■	■			4
7	Karamosli Elyes	■	■	■			6
10	Nagga Hamza						
11	Moalla Ismail						
12	L Taouerghi Anouer	L	L	L			
15	Kaabi Hichem						
16	Ben Slimene Khaled	□	□	■			2
20	Agrebi Omar	■	■	■			3
21	Miladi Nabil			□			

Coach: Fethi Mkaouar (TUN)
Assistant: Riadh Hedhili (TUN)

FIN • Finland		1	2	3	4	5	Pts
2	Tervaportti Eemi						
3	Esko Mikko	■	■	■			2
4	L Kerminen Lauri	L	L	L			
5	Siltala Antti						
6	Seppänen Niklas						
9	Siirilä Tommi						
10	Sivula Urpo	■	■	■			17
12	Kunnari Olli	■	■	■			16
13	Oivanen Mikko	■	■	■			14
14	Shumov Konstantin	■	■	■			5
16	Ojansivu Olli-Pekka				□		1
18	Lehtonen Jukka	■	■	■			5

Coach: SAMMELVUO Tuomas (FIN)
Assistant: GIOLITO Nicola (ITA)

TEAMS AND PLAYERS PERFORMANCES

Won Pts	Total Atts	No Name	Scoring Skills	Won Pts	Total Atts	No Name
28	68	Total Team		44	77	Total Team
10	28	4 Garci Marouen	Spike	14	30	10 Sivula Urpo
6	9	2 Kadhi Ahmed		12	17	12 Kunnari Olli
6	13	7 Karamosli Elyes		11	17	13 Oivanen Mikko
5	57	Total Team	Block	9	46	Total Team
2	7	4 Garci Marouen		2	5	10 Sivula Urpo
2	16	20 Agrebi Omar		2	4	13 Oivanen Mikko
1	3	16 Ben Slimene Khaled	2	14	14 Shumov Konstantin	
2	53	Total Team	Serve	7	74	Total Team
1	4	16 Ben Slimene Khaled		3	14	12 Kunnari Olli
1	10	2 Kadhi Ahmed		1	2	16 Ojansivu Olli-Pekka
				1	16	3 Esko Mikko
17		Total Team	Opp. error	15		Total Team
52	178	Total Team	Total	75	197	Total Team
12	45	4 Garci Marouen	Best Scorer	17	47	10 Sivula Urpo

■ Starting line-up Pts = Points scored [nn] = Captain
□ Substitute Atts = Attempts L = Libero
Opp = Opponent

FIVB Men's Volleyball World Championship 2014 Pool C - Preliminary Round

Match: 51 **Date:** 07.09.2014 **Spectators:** 2'200
City: Gdansk
Hall: Ergo Arena
Match duration: Start: 13:10 End: 15:33 Total: 2:23

Teams	Sets	1	2	3	4	5	Total
EGY	2	25	20	21	25	10	101
MEX	3	16	25	25	21	15	102
Set duration		0:24	0:28	0:29	0:27	0:16	2:04

Referees: Goran GRADINSKI (SRB) & Yuri RAMIREZ (DOM)

EGY • Egypt		1	2	3	4	5	Pts
1	Youssef Saleh	■	■	□	■	■	9
2	Abdelkader Islam	□		□	□	□	1
3	El Sayed Ahmed			□	■	■	
4	Abdelhay Ahmed	■	■	■	□	■	24
6	Abdelrehim Mamdouh	■	■	■	■	■	5
8	Thakil Mohamed	■	■	■	■	■	14
9	Atia Rashad		□				1
12	Abdalla Hossam	■	■	■			2
13	Badawy Mohamed			■			1
15	Elkotb Ahmed				□	■	3
19	L Moawad Mohamed	L	L	L	L	L	
20	Abou Abd Elhalim Mohamed	■	■	■	■	■	16

Coach: IBRAHIM FAKHRELDIN I
Assistant: NEHAD MOHAMED SHEHAT

MEX • Mexico		1	2	3	4	5	Pts
1	Vargas Daniel	■	■	■	■	■	20
4	Meyer Gustavo		■	■	■	■	7
5	L Rangel Jesus	L	L	L	L	L	
7	Quiñones Jorge	■					4
8	Herrera Edgar						
9	Guerra Carlos	■	■	■	■	■	12
10	Rangel Pedro	■	■		□	■	1
11	Barajas Jorge	□	□	■	■	□	3
13	Cordova Samuel	■	■	■	■	■	18
14	Aguilera Tomas	■	■	■	■	■	8
15	Petris Martin						
17	Orellana Nestor	□					

Coach: Sergio Hernandez
Assistant: Ivan Contreras

TEAMS AND PLAYERS PERFORMANCES

Won Pts	Total Atts	No Name	Scoring Skills	Won Pts	Total Atts	No Name
58	138	Total Team		53	138	Total Team
22	38	4 Abdelhay Ahmed	Spike	14	36	1 Vargas Daniel
12	28	8 Thakil Mohamed		12	20	13 Cordova Samuel
11	18	20 Abou Abd Elhalim Mohamed		9	37	9 Guerra Carlos
14	68	Total Team	Block	15	69	Total Team
5	17	20 Abou Abd Elhalim Mohamed		6	16	1 Vargas Daniel
2	16	6 Abdelrehim Mamdouh		6	27	13 Cordova Samuel
2	12	8 Thakil Mohamed	1	2	11 Barajas Jorge	
4	101	Total Team	Serve	5	102	Total Team
1	17	6 Abdelrehim Mamdouh		2	25	4 Meyer Gustavo
1	16	1 Youssef Saleh		2	15	9 Guerra Carlos
1	6	2 Abdelkader Islam	1	11	11 Barajas Jorge	
25		Total Team	Opp. error	29		Total Team
101	307	Total Team	Total	102	309	Total Team
24	55	4 Abdelhay Ahmed	Best Scorer	20	67	1 Vargas Daniel

■ Starting line-up Pts = Points scored [nn] = Captain
□ Substitute Atts = Attempts L = Libero
Opp = Opponent



FIVB Men's Volleyball World Championship 2014 Pool D - Preliminary Round

Match: 52 **Date:** 07.09.2014 **Spectators:** 10'500
City: Kraków
Hall: Krakow Arena
Match duration: **Start:** 13:10 **End:** 15:29 **Total:** 2:19

Teams	Sets	1	2	3	4	5	Total
FRA	3	25	21	25	22	15	108
BEL	2	14	25	20	25	12	96
Set duration		0:24	0:25	0:26	0:26	0:19	2:00

Referees: ILKIW Taras (CAN) & ALENEZI Abdullah (KUW)

FRA • France		1	2	3	4	5	Pts
2	L Grebennikov Jenia	L	L	L	L	L	
4	Rouzier Antonin	■	■	■	■	■	16
6	Toniutti Benjamin	■	■	■	■	■	4
7	Tillie Kevin	■	■	■	■	■	18
9	Ngapeth Earvin	■	■	■	■	■	15
10	Le Roux Kevin	■	■				4
14	Le Goff Nicolas	■	■	■	■	■	5
15	Tuia Samuele			□	□	□	3
16	Marechal Nicolas			■	■	■	9
17	Lafitte Franck		□	□	□		
18	Jaumel Yoann		□	□	□	□	
21	Sidibe Mory		□	□	□		4

Coach: Tillie Laurent
Assistant: Josserand Arnaud

BEL • Belgium		1	2	3	4	5	Pts
1	Van Den Dries Bram	■	■	■	■	■	23
2	Tuerlinckx Hendrik					□	
3	Deroo Sam	■	■	■	■	■	14
4	Coolman Pieter					□	
5	Depestele Frank	■	■	■	■	■	1
7	Claes Gertjan					□	
9	Verhees Pieter	■	■	■	■	■	13
10	Van De Voorde Simon	■	■	■	■	■	9
11	Verhanneman Matthijs	■	■	■	■	■	8
12	Van Walle Gert	□	□	□		□	2
14	L Derkoningen Bert	L	L	L	L	L	
16	Valkiers Matthias	□	□	□			

Coach: BAEYENS Dominique
Assistant: ACHTEN Christophe

TEAMS AND PLAYERS PERFORMANCES

Won Pts	Total Atts	No Name	Scoring Skills	Won Pts	Total Atts	No Name
63	121	Total Team		56	123	Total Team
16	30	7 Tillie Kevin	Spike	20	43	1 Van Den Dries Bram
15	36	4 Rouzier Antonin		11	16	9 Verhees Pieter
11	21	9 Ngapeth Earvin		11	35	3 Deroo Sam
7	69	Total Team	Block	11	84	Total Team
2	8	6 Toniutti Benjamin		4	22	10 Van De Voorde Simon
2	14	17 Lafitte Franck		2	5	3 Deroo Sam
1	1	21 Sidibe Mory	2	34	9 Verhees Pieter	
8	108	Total Team	Serve	3	96	Total Team
3	14	9 Ngapeth Earvin		2	23	1 Van Den Dries Bram
2	15	7 Tillie Kevin		1	13	3 Deroo Sam
2	9	10 Le Roux Kevin				
30		Total Team	Opp. error	26		Total Team
108	298	Total Team	Total	96	303	Total Team
18	57	7 Tillie Kevin	Best Scorer	23	71	1 Van Den Dries Bram

■ Starting line-up Pts = Points scored [nn] = Captain
□ Substitute Atts = Attempts L = Libero
Opp = Opponent



FIVB Men's Volleyball World Championship 2014 Pool A - Preliminary Round

Match: 53 **Date:** 07.09.2014 **Spectators:** 6'951
City: Wrocław
Hall: Hala Stulecia
Match duration: Start: 16:40 End: 18:17 Total: 1:37

Teams	Sets	1	2	3	4	5	Total
POL	3	25	25	25			75
ARG	0	20	20	23			63
Set duration		0:26	0:26	0:32			1:24

Referees: TURCI Paulo (BRA) & LABASTA Milan (CZE)

POL • Poland		1	2	3	4	5	Pts
1	Nowakowski Piotr	■	■	■			8
2	Winiarski Michal	■	■	■			16
3	Konarski Dawid		□	□			
5	Zagumny Pawel	■	■	■			1
7	Klos Karol	■	■	■			5
8	Wrona Andrzej						
10	Wlazly Mariusz	■	■	■			16
11	Drzyzga Fabian		□	□			
13	Kubiak Michal				□		1
17	L Zatorski Pawel	L	L	L			
20	Mika Mateusz	■	■	■			7
21	Buszek Rafal						

Coach: ANTIGA Stephane (FRA)
Assistant: BLAIN Philippe (FRA)

ARG • Argentina		1	2	3	4	5	Pts
1	Darraidou Santiago				□		1
2	Filardi Javier	■	■	■			4
5	Uriarte Nicolás	■	■	□			1
7	Conte Facundo	■	■	■			9
9	Quiroga Rodrigo	□	□				1
10	Gonzalez José Luis	■	■	■			10
11	Solé Sebastian	■	■	■			11
14	Crer Pablo			□			1
15	De Cecco Luciano	□	□	■			
16	Ramos Martin	■	■	■			4
20	Toro Alejandro	□					
21	L Closter Sebastián	L	L	L			

Coach: VELASCO Julio (ARG)
Assistant: ALVAREZ Julian (ARG)

TEAMS AND PLAYERS PERFORMANCES

Won Pts	Total Atts	No Name	Scoring Skills	Won Pts	Total Atts	No Name
42	73	Total Team		35	75	Total Team
14	23	2 Winiarski Michal	Spike	10	17	10 Gonzalez José Luis
10	21	10 Wlazly Mariusz		8	23	7 Conte Facundo
6	6	1 Nowakowski Piotr		6	10	11 Solé Sebastian
6	56	Total Team		5	55	Total Team
2	7	2 Winiarski Michal	Block	5	19	11 Solé Sebastian
2	15	1 Nowakowski Piotr				
2	10	10 Wlazly Mariusz				
6	74	Total Team		2	64	Total Team
4	15	10 Wlazly Mariusz	Serve	1	11	2 Filardi Javier
1	4	13 Kubiak Michal		1	10	7 Conte Facundo
1	12	20 Mika Mateusz				
21		Total Team	Opp. error	21		Total Team
75	203	Total Team	Total	63	194	Total Team
16	39	2 Winiarski Michal	Best Scorer	11	40	11 Solé Sebastian

■ Starting line-up Pts = Points scored [nn] = Captain
□ Substitute Atts = Attempts L = Libero
Opp = Opponent



FIVB Men's Volleyball World Championship 2014 Pool B - Preliminary Round

Match: 54 **Date:** 07.09.2014 **Spectators:** 6'000
City: Katowice
Hall: Spodek
Match duration: Start: 16:40 End: 18:05 Total: 1:25

Teams	Sets	1	2	3	4	5	Total
GER	3	25	25	25			75
KOR	0	13	16	21			50
Set duration		0:21	0:24	0:27			1:12

Referees: SANTI Simone (ITA) & MURANAKA Shin (JPN)

GER • Germany		1	2	3	4	5	Pts
2	L Steuerwald Markus	L	L	L			
3	Schwarz Sebastian	■	■	■			9
5	Kühner Sebastian		□	□			
6	Kaliberda Denys	■	■	■			14
7	Westphal Dirk		□				
8	Böhme Marcus	■	■	■			9
9	Grozer György	■	■	■			10
10	Schöps Jochen						
11	Kampa Lukas	■	■	■			5
12	L Tille Ferdinand						
15	Broshog Tim	■	■	■			8
18	Andrei Michael						

Coach: Mr. Vital HEYNEN (BEL)
Assistant: Mr. Stefan HÜBNER (GER)

KOR • Korea		1	2	3	4	5	Pts
1	Song Myung-Geun	■	■				7
2	Han Sun-Soo	■	□	■			1
4	Shin Yung-Suk	■	■	■			4
6	Lee Min-Gyu	□	■	□			
8	Park Sang-Ha						
9	Kwak Seung-Suk	■	■	■			4
10	L Bu Yong-Chan	L	L	L			
11	Choi Min-Ho	■	■	■			4
12	Jeon Kwang-In				■		6
13	Park Chul-Woo	□	□				
17	Seo Jae-Duck	■	■	■			10
19	L Jeong Minsu	L	L	L			

Coach: PARK Kiwon
Assistant: IM Dohun

TEAMS AND PLAYERS PERFORMANCES

Won Pts	Total Atts	No Name	Scoring Skills	Won Pts	Total Atts	No Name
38	59	Total Team		33	70	Total Team
14	21	6 Kaliberda Denys	Spike	10	31	17 Seo Jae-Duck
7	7	8 Böhme Marcus		6	9	12 Jeon Kwang-In
6	11	3 Schwarz Sebastian		5	13	1 Song Myung-Geun
10	51	Total Team	Block	1	49	Total Team
3	8	9 Grozer György		1	3	1 Song Myung-Geun
2	4	3 Schwarz Sebastian				
2	8	11 Kampa Lukas				
7	73	Total Team	Serve	2	52	Total Team
3	11	11 Kampa Lukas		1	4	1 Song Myung-Geun
1	12	8 Böhme Marcus		1	8	2 Han Sun-Soo
1	12	15 Broshog Tim				
20		Total Team	Opp. error	14		Total Team
75	183	Total Team	Total	50	171	Total Team
14	32	6 Kaliberda Denys	Best Scorer	10	42	17 Seo Jae-Duck

■ Starting line-up Pts = Points scored [nn] = Captain
□ Substitute Atts = Attempts L = Libero
Opp = Opponent



FIVB Men's Volleyball World Championship 2014 Pool C - Preliminary Round

Match: 55 **Date:** 07.09.2014 **Spectators:** 6'900
City: Gdansk
Hall: Ergo Arena
Match duration: Start: 16:40 End: 18:19 Total: 1:39

Teams	Sets	1	2	3	4	5	Total
CAN	3	26	27	25			78
CHN	0	24	25	17			66
Set duration		0:28	0:31	0:27			1:26

Referees: Piotr DUDEK (POL) & Taoufik BOUDAYA (TUN)

CAN • Canada		1	2	3	4	5	Pts
1	Sanders Tyler	■	■	■			3
2	Perrin John Gordon	■	■	■			18
3	L Lewis Daniel	L	L	L			
5	Verhoeff Rudy						
6	Duff Justin	■	■	■			7
7	Soonias Dallas	■	■	■			15
8	Simac Adam	■	■	■			5
9	Schneider Dustin	□		□			
10	Van Lankvelt Toontje	□	□	□			
15	Winters Frederic	□	□				
17	Vigrass Graham						
18	Hoag Nicholas	■	■	■			10

Coach: Glenn Hoag
Assistant: Vincent Pichette

CHN • China		1	2	3	4	5	Pts
3	Yuan Zhi	■	■	■			16
6	Liang Chunlong	■	■	■			4
7	Zhong Weijun	■	■	■			3
8	Cui Jianjun	■	■	■			17
9	Jiao Shuai	■	■	■			1
11	Geng Xin	■	■	■			5
12	L Kong Fanwei	L					
13	Kou Zhichao	□	□	□			2
14	Xu Jingtao						
15	Li Runming				□		
16	L Ren Qi	L	L	L			
18	Ji Daoshuai				□		3

Coach: XIE Guochen
Assistant: YANG Liqun

TEAMS AND PLAYERS PERFORMANCES

Won Pts	Total Atts	No Name	Scoring Skills	Won Pts	Total Atts	No Name
43	69	Total Team		37	80	Total Team
14	23	2 Perrin John Gordon	Spike	14	22	8 Cui Jianjun
12	17	7 Soonias Dallas		11	27	3 Yuan Zhi
8	15	18 Hoag Nicholas		3	5	6 Liang Chunlong
7	36	Total Team		5	35	Total Team
2	9	2 Perrin John Gordon	Block	2	4	18 Ji Daoshuai
2	7	8 Simac Adam		1	6	3 Yuan Zhi
1	4	1 Sanders Tyler		1	10	6 Liang Chunlong
8	76	Total Team		9	68	Total Team
2	14	18 Hoag Nicholas	Serve	4	13	3 Yuan Zhi
2	12	7 Soonias Dallas		3	12	8 Cui Jianjun
2	10	2 Perrin John Gordon		1	11	11 Geng Xin
20		Total Team	Opp. error	15		Total Team
78	181	Total Team	Total	66	183	Total Team
18	42	2 Perrin John Gordon	Best Scorer	17	38	8 Cui Jianjun

■ Starting line-up Pts = Points scored [nn] = Captain
□ Substitute Atts = Attempts L = Libero
Opp = Opponent



Match: 56 **Date:** 07.09.2014 **Spectators:** 8'800
City: Kraków
Hall: Krakow Arena
Match duration: Start: 16:40 End: 18:17 Total: 1:37

Teams	Sets	1	2	3	4	5	Total
IRI	3	25	25	25			75
PUR	0	17	22	14			53
Set duration		0:26	0:30	0:28			1:24

Referees: HUHTANISKA Ahti (FIN) & KAMDOUM Charles (CMR)

IRI • Iran		1	2	3	4	5	Pts
1	Mahmoudi Shahram	■	■	■			13
2	Ebadipour Ghara H. Milad			□			1
3	Faezi Saman			□			
4	Marouflakrani Mir Saeid	■	■	■			3
5	Ghaemi Farhad	■	■	■			3
6	Mousavi Eraghi Seyed Mohammad	■	■	■			12
8	L Zarif Ahangaran V. Farhad	L	L	L			
10	Ghafour Amir						
12	Mirzajanpour M. Mojtaba	■	■	■			9
13	Mahdavi Mehdi			□			
15	Tashakori Armin	■	■	■			6
16	L Alizadeh Gh. Abdolreza				L		

Coach: KOVAC Slobodan (SRB)
Assistant: PRAKLJACIC Slobodan (SRB)

PUR • Puerto Rico		1	2	3	4	5	Pts
1	Rivera Jose	■	■	■			4
2	Goas Edgardo	■	■	■			3
4	L Del Valle Dennis	L	L	L			
5	Muñiz Roberto	■	■	■			3
10	Cruz Ezequiel		□	■			7
11	Torres Maurice	■	■	■			10
12	Soto Hector						
14	Roman Mannix	■	■	■			4
16	Rivera Jackson	■	■				2
17	Sierra Pedrito						
19	Ortiz Jean Carlos				□		1
20	Morales Fernando				□		

Coach: David Aleman (PUR)
Assistant: Ramon Lawrence (CUB)

TEAMS AND PLAYERS PERFORMANCES

Won Pts	Total Atts	No Name	Scoring Skills	Won Pts	Total Atts	No Name
29	75	Total Team		28	83	Total Team
12	22	1 Mahmoudi Shahram	Spike	9	17	11 Torres Maurice
5	14	12 Mirzajanpour M. Mojtaba		7	16	10 Cruz Ezequiel
4	10	6 Mousavi Eraghi Seyed		3	14	1 Rivera Jose
16	58	Total Team	Block	4	41	Total Team
8	15	6 Mousavi Eraghi Seyed		1	4	2 Goas Edgardo
3	6	12 Mirzajanpour M. Mojtaba		1	12	5 Muñiz Roberto
2	18	15 Tashakori Armin	1	7	14 Roman Mannix	
2	73	Total Team	Serve	2	55	Total Team
1	8	5 Ghaemi Farhad		1	8	11 Torres Maurice
1	12	12 Mirzajanpour M. Mojtaba		1	10	14 Roman Mannix
28		Total Team	Opp. error	19		Total Team
75	206	Total Team	Total	53	179	Total Team
13	41	1 Mahmoudi Shahram	Best Scorer	10	31	11 Torres Maurice

■ Starting line-up Pts = Points scored [nn] = Captain
□ Substitute Atts = Attempts L = Libero
Opp = Opponent

FIVB Men's Volleyball World Championship 2014 Pool A - Preliminary Round

Match: 57 **Date:** 07.09.2014 **Spectators:** 3'149
City: Wroclaw
Hall: Hala Stulecia
Match duration: Start: 20:25 End: 22:33 Total: 2:08

Teams	Sets	1	2	3	4	5	Total
SRB	3	25	24	29	25		103
CMR	1	21	26	27	17		91
Set duration		0:27	0:29	0:33	0:23		1:52

Referees: MECHAN VERA Walter (PER) & ALBRIGHT Paul (USA)

SRB • Serbia		1	2	3	4	5	Pts
1	Kovacevic Nikola						
2	Kovacevic Uros	■	■	■	■		21
3	Ivovic Marko	■	■	■	■		19
4	Petric Nemanja		□	□			
5	Petkovic Vlado	■	■	■	■		4
7	Stankovic Dragan	■	■	■	■		9
9	Jovovic Nikola		□	□			
14	Atanasijevic Aleksandar						
15	Starovic Sasa	■	■	■	■		17
17	L Majstorovic Neven	L	L	L	L		
18	Podrascanin Marko						
20	Lisinac Srecko	■	■	■	■		9

CMR • Cameroon		1	2	3	4	5	Pts
1	Nongni Zanguim Mefani Olivier	■					
2	Mbutngam Ahmed Awal	■	■	■	■		1
3	Kari Adeke Georges			□			
6	Dolegombai Sem	■	■	■	■		11
7	Ndaki Mboulet Jean Patrice	■	■	■	■		16
8	Nyabeye Jean Junior				□		
9	Kofane Boyomo Joseph Herve	□	■	■	■		8
10	Moussa Maliki	■	■	■	■		6
14	Wounembaina Nathan	■	■	■	■		18
15	Kody Bitjaa Yan Arthur			□	□		1
16	L Fossi Kamto Alain	L	L	L	L		
18	Feughouo David	□	□	□			

Coach: KOLAKOVIC Igor (SRB)
Assistant: KOZIC Strahinja (SRB)

Coach: NONNENBROICH Peter N (GER)
Assistant: MAYAM RENIOF Blaise (CMR)

TEAMS AND PLAYERS PERFORMANCES

Won Pts	Total Atts	No Name	Scoring Skills	Won Pts	Total Atts	No Name
61	108	Total Team		48	104	Total Team
19	33	2 Kovacevic Uros	Spike	15	30	14 Wounembaina Nathan
14	28	3 Ivovic Marko		14	30	7 Ndaki Mboulet Jean Patrice
14	25	15 Starovic Sasa		8	14	6 Dolegombai Sem
11	78	Total Team	Block	10	78	Total Team
3	25	7 Stankovic Dragan		3	23	6 Dolegombai Sem
3	17	20 Lisinac Srecko		3	16	9 Kofane Boyomo Joseph
2	9	3 Ivovic Marko	1	6	14 Wounembaina Nathan	
7	102	Total Team	Serve	3	92	Total Team
3	17	3 Ivovic Marko		2	16	14 Wounembaina Nathan
2	16	15 Starovic Sasa		1	12	7 Ndaki Mboulet Jean Patrice
1	17	5 Petkovic Vlado				
24		Total Team	Opp. error	30		Total Team
103	288	Total Team	Total	91	274	Total Team
21	59	2 Kovacevic Uros	Best Scorer	18	52	14 Wounembaina Nathan

■ Starting line-up Pts = Points scored [nn] = Captain
□ Substitute Atts = Attempts L = Libero
Opp = Opponent



FIVB Men's Volleyball World Championship 2014 Pool B - Preliminary Round

Match: 58 **Date:** 07.09.2014 **Spectators:** 9'000
City: Katowice
Hall: Spodek
Match duration: Start: 20:25 End: 22:27 Total: 2:02

Teams	Sets	1	2	3	4	5	Total
BRA	3	22	25	25	25		97
CUB	1	25	23	18	17		83
Set duration		0:28	0:29	0:25	0:24		1:46

Referees: SHABBAN Nasr (EGY) & MOKRY Juraj (SVK)

BRA • Brazil		1	2	3	4	5	Pts
1	Rezende Bruno Mossa			■	■		4
3	Carbonera Eder						
4	De Souza Wallace	■	■				3
5	Dos Santos Jr. Sidnei	■	■	■	■		10
6	Vissotto Neves Leandro		□	■	■		8
8	Endres Murilo	■	■	■	■		4
10	Lucarelli Santos De Souza Ricardo	■	■				3
11 L	Silva Felipe Lourenço	L	L	L	L		
12	Foteles Luiz Felipe Marques	□	□	■	■		9
16	Saatkamp Lucas	■	■	■	■		10
19 L	Da Silva Pedreira Junior Mario	L	L	L	L		
20	Vieira De Oliveira Raphael	■	■				1

Coach: Bernardo Rezende
Assistant: Roberley Leonaldo

CUB • Cuba		1	2	3	4	5	Pts
2	Romero Valdes Inovel	■	■	■	■		5
3	Calvo Manzano Ricardo Norberto		□	□			
4	Jimenez Scull Javier Ernesto	■	■	■	■		14
5	Macias Infante Leandro	■	■	■	■		1
6 L	Gutierrez Torna Keibel	L	L	L	L		
8	Cepeda Abreu Rolando	□	□	□	□		11
9	Osoria Rodriguez Livan	□					
12	Alfonso Gavilan Abraham		□	□	□		1
13	Fiel Rodriguez David	■	■	■	■		7
16	Mesa Sandoval Isbel	■	■	■	■		16
17	Chapman Piñeiro Felix Emilio						
20	Uriarte Mestre Osmany Santiago	■	■	■	■		5

Coach: Rodolfo Luis Sanchez (CUB)
Assistant: Victor Andres Garcia (CUB)

TEAMS AND PLAYERS PERFORMANCES

Won Pts	Total Atts	No Name	Scoring Skills	Won Pts	Total Atts	No Name
34	81	Total Team		47	116	Total Team
8	15	6 Vissotto Neves Leandro	Spike	13	17	16 Mesa Sandoval Isbel
7	13	12 Foteles Luiz Felipe		12	33	4 Jimenez Scull Javier
6	9	5 Dos Santos Jr. Sidnei		9	21	8 Cepeda Abreu Rolando
11	84	Total Team	Block	10	61	Total Team
3	25	16 Saatkamp Lucas		4	17	13 Fiel Rodriguez David
2	10	1 Rezende Bruno Mossa		3	22	16 Mesa Sandoval Isbel
2	11	8 Endres Murilo	Serve	2	7	8 Cepeda Abreu Rolando
7	96	Total Team		3	83	Total Team
3	20	5 Dos Santos Jr. Sidnei		2	11	4 Jimenez Scull Javier
2	12	16 Saatkamp Lucas	Opp. error	1	18	5 Macias Infante Leandro
1	6	10 Lucarelli Santos De Souza		23		Total Team
45		Total Team		83	260	Total Team
97	261	Total Team	Total			
10	43	5 Dos Santos Jr. Sidnei	Best Scorer	16	49	16 Mesa Sandoval Isbel

■ Starting line-up Pts = Points scored [nn] = Captain
□ Substitute Atts = Attempts L = Libero
Opp = Opponent



FIVB Men's Volleyball World Championship 2014 Pool C - Preliminary Round

Match: 59 **Date:** 07.09.2014 **Spectators:** 10'700
City: Gdansk
Hall: Ergo Arena
Match duration: Start: 20:25 End: 22:54 Total: 2:29

Teams	Sets	1	2	3	4	5	Total
RUS	3	20	23	25	25	15	108
BUL	2	25	25	20	23	11	104
Set duration		0:27	0:30	0:27	0:28	0:18	2:10

Referees: Frans LODERUS (NED) & Jafaar ALI (BRN)

RUS • Russia		1	2	3	4	5	Pts
2	Makarov Sergey						
3	Apalikov Nikolay	■	■				
5	Grankin Sergey	■	■	■	■	■	1
7	Pavlov Nikolay	■	■	■	■	■	12
8	Biriukov Denis						
9	Spiridonov Alexey	■	■				4
10	Savin Sergey	□	□	■	■	■	13
13	Muserskiy Dmitriy	■	■	■	■	■	23
14	Volvich Artem	□	□	■	■	■	7
15	Ilinykh Dmitriy	■	■	■	■	■	15
18	Moroz Pavel			□	□	□	1
20	L Ermakov Artem	L	L	L	L	L	

Coach: Voronkov Andrey (RUS)
Assistant: Busato Sergio (ITA)

BUL • Bulgaria		1	2	3	4	5	Pts
3	Zhekov Andrey	■	■	■	■	■	1
4	Bozhilov Martin		□	□	□	□	
6	Milushev Danail	□	■	■	■	■	7
7	Gradinarov Miroslav			□	□	□	1
8	Skrimov Todor	■	■	■	■	■	21
9	Dimitrov Dobromir			□			
12	Yosifov Viktor	■					1
13	L Salparov Teodor	L	L	L	L	L	
14	Todorov Teodor	■	■	■	■	■	7
15	Aleksiev Todor		□	□	□	□	8
17	Penchev Nikolay	■	■	■	■	■	9
19	Sokolov Tsvetan	■	■	■	■	■	23

Coach: Plamen Konstantinov (BUL)
Assistant: Alessandro Piroli (ITA)

TEAMS AND PLAYERS PERFORMANCES

Won Pts	Total Atts	No Name	Scoring Skills	Won Pts	Total Atts	No Name
45	98	Total Team		58	109	Total Team
11	13	13 Muserskiy Dmitriy	Spike	20	31	8 Skrimov Todor
10	22	15 Ilinykh Dmitriy		20	37	19 Sokolov Tsvetan
9	26	7 Pavlov Nikolay		7	10	15 Aleksiev Todor
14	66	Total Team	Block	11	52	Total Team
6	15	13 Muserskiy Dmitriy		3	10	19 Sokolov Tsvetan
3	6	10 Savin Sergey		3	17	14 Todorov Teodor
2	6	14 Volvich Artem		2	6	6 Milushev Danail
17	108	Total Team	Serve	9	104	Total Team
6	21	13 Muserskiy Dmitriy		4	18	6 Milushev Danail
4	24	15 Ilinykh Dmitriy		2	17	17 Penchev Nikolay
4	14	10 Savin Sergey		1	15	14 Todorov Teodor
32		Total Team	Opp. error	26		Total Team
108	272	Total Team	Total	104	265	Total Team
23	49	13 Muserskiy Dmitriy	Best Scorer	23	61	19 Sokolov Tsvetan

■ Starting line-up Pts = Points scored [nn] = Captain
□ Substitute Atts = Attempts L = Libero
Opp = Opponent



FIVB Men's Volleyball World Championship 2014 Pool D - Preliminary Round

Match: 60 **Date:** 07.09.2014 **Spectators:** 14'100
City: Kraków
Hall: Krakow Arena
Match duration: Start: 20:25 End: 22:43 Total: 2:18

Teams	Sets	1	2	3	4	5	Total
ITA	1	18	20	25	17		80
USA	3	25	25	23	25		98
Set duration		0:30	0:32	0:33	0:27		2:02

Referees: ZENOVICH Andrey (RUS) & CHOLAKIAN Rolando (ARG)

ITA • Italy		1	2	3	4	5	Pts
2	Kovar Jiri	■	■	■	■		13
3	Parodi Simone	■	■	■	■		7
4	Vettori Luca		□	□	■		6
7	L Rossini Salvatore	L	L	L	L		
9	Zaytsev Ivan	■	■				5
10	Lanza Filippo					□	1
11	Buti Simone	■	■	■	■		10
13	Travica Dragan	□	□	■	■		1
14	Piano Matteo			■			
15	Birarelli Emanuele	■	■	■	■		8
16	Baranowicz Michele	■	■				1
20	L Colaci Massimo	L	L	L	L		

Coach: BERRUTO Mauro (ITA)
Assistant: BROGIONI Andrea (ITA)

USA • USA		1	2	3	4	5	Pts
1	Anderson Matthew	■	■	■	■		11
3	Sander Taylor	■	■	■	■		13
4	Lee David	■	■	■	■		5
6	Lotman Paul	■	■	■	■		13
7	Shoji Kawika						
10	Ciarelli Antonio						
11	Christenson Micah	■	■	■	■		2
15	Clark Carson						
17	Holt Maxwell	■	■	■	■		19
19	L Reft Alfredo						
20	Smith David						
22	L Shoji Erik	L	L	L	L		

Coach: Speraw, John (USA)
Assistant: Fuerbringer, Matthew (USA)

TEAMS AND PLAYERS PERFORMANCES

Won Pts	Total Atts	No Name	Scoring Skills	Won Pts	Total Atts	No Name
43	117	Total Team		48	104	Total Team
11	26	2 Kovar Jiri	Spike	13	19	17 Holt Maxwell
7	26	3 Parodi Simone		12	25	3 Sander Taylor
7	12	11 Buti Simone		11	26	6 Lotman Paul
8	69	Total Team	Block	9	74	Total Team
3	25	11 Buti Simone		5	24	17 Holt Maxwell
2	18	15 Birarelli Emanuele		2	17	4 Lee David
1	4	13 Travica Dragan	Serve	1	10	11 Christenson Micah
1	81	Total Team		6	97	Total Team
1	13	2 Kovar Jiri		2	22	6 Lotman Paul
			Opp. error	2	19	1 Anderson Matthew
28		Total Team		1	17	4 Lee David
80	267	Total Team		35		Total Team
			Total	98	275	Total Team
13	48	2 Kovar Jiri	Best Scorer	19	57	17 Holt Maxwell

■ Starting line-up Pts = Points scored [nn] = Captain
□ Substitute Atts = Attempts L = Libero
Opp = Opponent



Match: 49 Date: 07.09.2014 Spectators: 2'555

City: Wrocław


Hall: Hala Stulecia

Match duration: Start: 13:10 End: 15:26 Total: 2:16

Teams	Sets	1	2	3	4	5	Total
AUS	3	25	23	21	25	15	109
VEN	2	20	25	25	16	9	95
Set duration		0:26	0:27	0:28	0:23	0:13	1:57




AUS • Australia



Spike

Succ. %
Limit: 15.00%

Rk	No	Name	Spikes	Faults	Shots	Total Attempts	Note
1	6	Edgar Thomas	22	4	8	34	64.71
2	1	Zingel Aidan	9	1	5	15	60.00
3	3	Roberts Nathan	7	2	6	15	46.67
-	9	White Adam	6	2	4	12	
-	5	Passier Travis	4	-	2	6	
-	17	Carroll Paul	2	-	1	3	
-	7	Peacock Harrison	1	-	-	1	
-	11	Perry Luke	-	-	-	-	
-	12	Mote Nehemiah	-	-	-	-	
-	14	Sukochev Grigory	-	-	-	-	
-	15	Douglas-Powell Thomas Ewen	-	-	-	-	
-	16	Smith Luke	-	-	-	-	
Others			-	-	-	-	
Total Team			51	9	26	86	59.30



Block

Avg. by set

Rk	No	Name	Kill Blocks	Faults	Rebounds	Total Attempts	Note
1	1	Zingel Aidan	5	14	9	28	1.00
2	9	White Adam	3	11	8	22	0.60
3	6	Edgar Thomas	2	4	5	11	0.40
3	5	Passier Travis	2	15	3	20	0.40
5	17	Carroll Paul	1	-	-	1	0.20
5	7	Peacock Harrison	1	4	3	8	0.20
5	3	Roberts Nathan	1	4	2	7	0.20
-	11	Perry Luke	-	-	-	-	
-	12	Mote Nehemiah	-	-	-	-	
-	14	Sukochev Grigory	-	-	-	-	
-	15	Douglas-Powell Thomas Ewen	-	-	-	-	
-	16	Smith Luke	-	-	-	-	
Others			-	-	-	-	
Total Team			15	52	30	97	3.00

Match: 49 **Date:** 07.09.2014 **Spectators:** 2'555
City: Wrocław
Hall: Hala Stulecia
Match duration: **Start:** 13:10 **End:** 15:26 **Total:** 2:16

Teams	Sets	1	2	3	4	5	Total
AUS	3	25	23	21	25	15	109
VEN	2	20	25	25	16	9	95
Set duration		0:26	0:27	0:28	0:23	0:13	1:57



AUS • Australia

Rk	No	Name	Aces	Faults	Serve Hits	Total Attempts	Note
1	7	Peacock Harrison	2	3	22	27	0.40
2	6	Edgar Thomas	1	1	10	12	0.20
2	1	Zingel Aidan	1	3	18	22	0.20
2	9	White Adam	1	3	11	15	0.20
-	11	Perry Luke	-	-	-	-	
-	12	Mote Nehemiah	-	-	-	-	
-	14	Sukochev Grigory	-	-	-	-	
-	15	Douglas-Powell Thomas Ewen	-	-	-	-	
-	16	Smith Luke	-	-	-	-	
-	17	Carroll Paul	-	-	-	-	
-	3	Roberts Nathan	-	2	20	22	
-	5	Passier Travis	-	3	8	11	
Others			-	-	-	-	
Total Team			5	15	89	109	1.00

Team	Opponent errors & Team faults	Aces	Faults	Total Attempts
		38	-	38

Rk	No	Name	Digs	Faults	Receptions	Total Attempts	Note
1	11	Perry Luke	16	4	5	25	3.20
2	7	Peacock Harrison	15	1	2	18	3.00
3	6	Edgar Thomas	9	1	2	12	1.80
4	1	Zingel Aidan	8	-	1	9	1.60
5	9	White Adam	7	1	2	10	1.40
6	3	Roberts Nathan	5	2	2	9	1.00
7	5	Passier Travis	2	1	-	3	0.40
8	14	Sukochev Grigory	1	-	1	2	0.20
-	12	Mote Nehemiah	-	-	-	-	
-	15	Douglas-Powell Thomas Ewen	-	-	-	-	
-	16	Smith Luke	-	-	-	-	
-	17	Carroll Paul	-	-	-	-	
Others			-	-	-	-	
Total Team			63	10	15	88	12.60




Match: 49 Date: 07.09.2014 Spectators: 2'555
 City: Wrocław
 Hall: Hala Stulecia
 Match duration: Start: 13:10 End: 15:26 Total: 2:16

Teams	Sets	1	2	3	4	5	Total
AUS	3	25	23	21	25	15	109
VEN	2	20	25	25	16	9	95
Set duration		0:26	0:27	0:28	0:23	0:13	1:57




AUS • Australia



Set

Avg. by set

Rk	No	Name	Running Sets	Faults	Still Sets	Total Attempts	Note
1	7	Peacock Harrison	29	1	33	63	5.80
2	14	Sukochev Grigory	1	-	-	1	0.20
-	1	Zingel Aidan	-	-	-	-	
-	3	Roberts Nathan	-	-	-	-	
-	5	Passier Travis	-	-	-	-	
-	6	Edgar Thomas	-	-	-	-	
-	9	White Adam	-	-	-	-	
-	11	Perry Luke	-	-	-	-	
-	12	Mote Nehemiah	-	-	-	-	
-	15	Douglas-Powell Thomas Ewen	-	-	-	-	
-	16	Smith Luke	-	-	-	-	
-	17	Carroll Paul	-	-	-	-	
Others			-	-	-	-	
Total Team			30	1	33	64	6.00



Reception

Eff. %
Limit: 25.00%


Rk	No	Name	Excellents	Faults	Serve Receptions	Total Attempts	Note
1	11	Perry Luke	15	3	6	24	50.00
2	9	White Adam	8	-	9	17	47.06
3	3	Roberts Nathan	12	4	6	22	36.36
-	1	Zingel Aidan	-	-	1	1	
-	6	Edgar Thomas	-	-	-	-	
-	7	Peacock Harrison	-	-	-	-	
-	12	Mote Nehemiah	-	-	-	-	
-	14	Sukochev Grigory	-	-	-	-	
-	15	Douglas-Powell Thomas Ewen	-	-	-	-	
-	16	Smith Luke	-	-	-	-	
-	17	Carroll Paul	-	-	-	-	
-	5	Passier Travis	-	1	1	2	
Others			-	-	-	-	
Total Team			35	8	23	66	40.91

Match: 49 **Date:** 07.09.2014 **Spectators:** 2'555
City: Wrocław
Hall: Hala Stulecia
Match duration: **Start:** 13:10 **End:** 15:26 **Total:** 2:16

Teams	Sets	1	2	3	4	5	Total
AUS	3	25	23	21	25	15	109
VEN	2	20	25	25	16	9	95
Set duration		0:26	0:27	0:28	0:23	0:13	1:57




VEN • Venezuela



Spike

Succ. %
Limit: 15.00%

Rk	No	Name	Spikes	Faults	Shots	Total Attempts	Note
1	10	Pinerua Kervin	16	7	10	33	48.48
2	14	Montoya Martine Maximo Antonio	17	6	13	36	47.22
-	12	Contreras Jhoser	10	1	9	20	
-	13	Chourio Pirela Jesus Danian	7	4	4	15	
-	11	Gomez Canas Ernardo Andres	4	1	8	13	
-	18	Cedeno Marquez Fredy Ramon	5	1	7	13	
-	3	Gonzalez Fernando	-	-	2	2	
-	9	Carrasco José	2	-	-	2	
-	4	Mata Héctor	-	-	-	-	
-	6	Paez Carlos	-	-	-	-	
-	8	Salerno Hector	-	-	-	-	
-	17	Escobar Daniel	-	-	-	-	
Others			-	-	-	-	
Total Team			61	20	53	134	45.52



Block

Avg. by set

Rk	No	Name	Kill Blocks	Faults	Rebounds	Total Attempts	Note
1	10	Pinerua Kervin	2	4	1	7	0.40
2	3	Gonzalez Fernando	1	1	-	2	0.20
2	14	Montoya Martine Maximo Antonio	1	3	1	5	0.20
-	4	Mata Héctor	-	-	-	-	
-	8	Salerno Hector	-	-	-	-	
-	17	Escobar Daniel	-	-	-	-	
-	9	Carrasco José	-	1	3	4	
-	18	Cedeno Marquez Fredy Ramon	-	15	4	19	
-	13	Chourio Pirela Jesus Danian	-	8	2	10	
-	6	Paez Carlos	-	2	-	2	
-	11	Gomez Canas Ernardo Andres	-	4	-	4	
-	12	Contreras Jhoser	-	7	-	7	
Others			-	-	-	-	
Total Team			4	45	11	60	0.80


Match: 49 **Date:** 07.09.2014 **Spectators:** 2'555
City: Wroclaw
Hall: Hala Stulecia
Match duration: **Start:** 13:10 **End:** 15:26 **Total:** 2:16

Teams	Sets	1	2	3	4	5	Total
AUS	3	25	23	21	25	15	109
VEN	2	20	25	25	16	9	95
Set duration		0:26	0:27	0:28	0:23	0:13	1:57



VEN • Venezuela

Rk	No	Name	Aces	Faults	Serve Hits	Total Attempts	Note
1	10	Pinerua Kervin	6	8	8	22	1.20
2	12	Contreras Jhoser	1	3	13	17	0.20
-	4	Mata Héctor	-	-	-	-	
-	8	Salerno Hector	-	-	-	-	
-	9	Carrasco José	-	-	8	8	
-	17	Escobar Daniel	-	-	-	-	
-	3	Gonzalez Fernando	-	1	2	3	
-	14	Montoya Martine Maximo Antonio	-	5	10	15	
-	18	Cedeno Marquez Fredy Ramon	-	5	10	15	
-	13	Chourio Pirela Jesus Danian	-	5	6	11	
-	6	Paez Carlos	-	1	1	2	
-	11	Gomez Canas Ernardo Andres	-	1	1	2	
Others			-	-	-	-	
Total Team			7	29	59	95	1.40




Serve

Avg. by set

Team	Opponent errors & Team faults	Aces	Faults	Total Attempts
		23	-	23

Rk	No	Name	Digs	Faults	Receptions	Total Attempts	Note
1	4	Mata Héctor	20	1	2	23	4.00
2	12	Contreras Jhoser	12	2	1	15	2.40
3	10	Pinerua Kervin	8	-	1	9	1.60
3	14	Montoya Martine Maximo Antonio	8	2	1	11	1.60
5	9	Carrasco José	5	-	-	5	1.00
6	18	Cedeno Marquez Fredy Ramon	4	1	-	5	0.80
7	6	Paez Carlos	3	-	-	3	0.60
8	13	Chourio Pirela Jesus Danian	1	1	-	2	0.20
-	8	Salerno Hector	-	-	-	-	
-	11	Gomez Canas Ernardo Andres	-	-	-	-	
-	17	Escobar Daniel	-	-	-	-	
-	3	Gonzalez Fernando	-	1	-	1	
Others			-	-	-	-	
Total Team			61	8	5	74	12.20



Dig

Avg. by set




Match: 49 **Date:** 07.09.2014 **Spectators:** 2'555
City: Wrocław
Hall: Hala Stulecia
Match duration: **Start:** 13:10 **End:** 15:26 **Total:** 2:16

Teams	Sets	1	2	3	4	5	Total
AUS	3	25	23	21	25	15	109
VEN	2	20	25	25	16	9	95
Set duration		0:26	0:27	0:28	0:23	0:13	1:57




VEN • Venezuela



Set

Avg. by set

Rk	No	Name	Running Sets	Faults	Still Sets	Total Attempts	Note
1	9	Carrasco José	43	1	44	88	8.60
2	6	Paez Carlos	15	-	12	27	3.00
-	3	Gonzalez Fernando	-	-	-	-	
-	4	Mata Héctor	-	-	-	-	
-	8	Salerno Hector	-	-	-	-	
-	10	Pinerua Kervin	-	-	-	-	
-	11	Gomez Canas Ernardo Andres	-	-	-	-	
-	12	Contreras Jhoser	-	-	-	-	
-	13	Chourio Pirela Jesus Danian	-	-	1	1	
-	14	Montoya Martine Maximo Antonio	-	-	-	-	
-	17	Escobar Daniel	-	-	-	-	
-	18	Cedeno Marquez Fredy Ramon	-	-	-	-	
Others			-	-	-	-	
Total Team			58	1	57	116	11.60



Reception

Eff. %
Limit: 25.00%

Rk	No	Name	Excellents	Faults	Serve Receptions	Total Attempts	Note
1	14	Montoya Martine Maximo Antonio	25	3	24	52	42.31
2	12	Contreras Jhoser	11	2	12	25	36.00
-	4	Mata Héctor	5	1	7	13	
-	13	Chourio Pirela Jesus Danian	-	-	3	3	
-	10	Pinerua Kervin	1	-	-	1	
-	3	Gonzalez Fernando	-	-	-	-	
-	6	Paez Carlos	-	-	-	-	
-	8	Salerno Hector	-	-	-	-	
-	9	Carrasco José	-	-	-	-	
-	11	Gomez Canas Ernardo Andres	-	-	-	-	
-	17	Escobar Daniel	-	-	-	-	
-	18	Cedeno Marquez Fredy Ramon	-	-	-	-	
Others			-	-	-	-	
Total Team			42	6	46	94	38.30

Match: 50 Date: 07.09.2014 Spectators: 3'300

City: Katowice


Hall: Spodek

Match duration: Start: 13:10 End: 14:32 Total: 1:22

Teams	Sets	1	2	3	4	5	Total
TUN	0	18	14	20			52
FIN	3	25	25	25			75
Set duration		0:22	0:23	0:24			1:09




TUN • Tunisia



Spike

Succ. %
Limit: 15.00%

Rk	No	Name	Spikes	Faults	Shots	Total Attempts	Note
1	7	Kamosli Elyes	6	2	5	13	46.15
2	6	Ben Othmen Miladi Mohamed Ali	4	3	4	11	36.36
3	4	Garci Marouen	10	6	12	28	35.71
-	2	Kadhi Ahmed	6	1	2	9	
-	20	Agrebi Omar	1	1	3	5	
-	5	Sellami Samir	1	-	1	2	
-	10	Nagga Hamza	-	-	-	-	
-	11	Moalla Ismail	-	-	-	-	
-	12	Taouerghi Anouer	-	-	-	-	
-	15	Kaabi Hichem	-	-	-	-	
-	16	Ben Slimene Khaled	-	-	-	-	
-	21	Miladi Nabil	-	-	-	-	
Others			-	-	-	-	
Total Team			28	13	27	68	41.18



Block

Avg. by set

Rk	No	Name	Kill Blocks	Faults	Rebounds	Total Attempts	Note
1	4	Garci Marouen	2	2	3	7	0.67
1	20	Agrebi Omar	2	13	1	16	0.67
3	16	Ben Slimene Khaled	1	1	1	3	0.33
-	5	Sellami Samir	-	-	1	1	
-	10	Nagga Hamza	-	-	-	-	
-	11	Moalla Ismail	-	-	-	-	
-	12	Taouerghi Anouer	-	-	-	-	
-	15	Kaabi Hichem	-	-	-	-	
-	7	Kamosli Elyes	-	5	3	8	
-	6	Ben Othmen Miladi Mohamed Ali	-	3	1	4	
-	2	Kadhi Ahmed	-	14	3	17	
-	21	Miladi Nabil	-	1	-	1	
Others			-	-	-	-	
Total Team			5	39	13	57	1.67


Match: 50 **Date:** 07.09.2014 **Spectators:** 3'300
City: Katowice
Hall: Spodek
Match duration: Start: 13:10 End: 14:32 Total: 1:22

Teams	Sets	1	2	3	4	5	Total
TUN	0	18	14	20			52
FIN	3	25	25	25			75
Set duration		0:22	0:23	0:24			1:09



TUN • Tunisia

Rk	No	Name	Aces	Faults	Serve Hits	Total Attempts	Note
1	16	Ben Slimene Khaled	1	-	3	4	0.33
1	2	Kadhi Ahmed	1	1	8	10	0.33
-	4	Garci Marouen	-	-	10	10	
-	10	Nagga Hamza	-	-	-	-	
-	11	Moalla Ismail	-	-	-	-	
-	12	Taouerghi Anouer	-	-	-	-	
-	15	Kaabi Hichem	-	-	-	-	
-	20	Agrebi Omar	-	-	7	7	
-	21	Miladi Nabil	-	-	-	-	
-	5	Sellami Samir	-	1	6	7	
-	6	Ben Othmen Miladi Mohamed Ali	-	1	6	7	
-	7	Kamosli Elyes	-	3	5	8	
Others			-	-	-	-	
Total Team			2	6	45	53	0.67




Serve

Avg. by set

Team	Opponent errors & Team faults	Aces	Faults	Total Attempts
	Opponent errors & Team faults	17	-	17

Rk	No	Name	Digs	Faults	Receptions	Total Attempts	Note
1	12	Taouerghi Anouer	9	3	-	12	3.00
2	6	Ben Othmen Miladi Mohamed Ali	5	-	2	7	1.67
3	5	Sellami Samir	4	-	1	5	1.33
3	7	Kamosli Elyes	4	4	4	12	1.33
5	4	Garci Marouen	3	-	-	3	1.00
6	16	Ben Slimene Khaled	2	-	-	2	0.67
6	20	Agrebi Omar	2	-	-	2	0.67
8	2	Kadhi Ahmed	1	-	-	1	0.33
-	10	Nagga Hamza	-	-	-	-	
-	11	Moalla Ismail	-	-	-	-	
-	15	Kaabi Hichem	-	-	-	-	
-	21	Miladi Nabil	-	-	-	-	
Others			-	-	-	-	
Total Team			30	7	7	44	10.00



Dig

Avg. by set




Match: 50 **Date:** 07.09.2014 **Spectators:** 3'300
City: Katowice
Hall: Spodek
Match duration: Start: 13:10 End: 14:32 Total: 1:22

Teams	Sets	1	2	3	4	5	Total
TUN	0	18	14	20			52
FIN	3	25	25	25			75
Set duration		0:22	0:23	0:24			1:09




TUN • Tunisia



Set

Avg. by set

Rk	No	Name	Running Sets	Faults	Still Sets	Total Attempts	Note
1	5	Sellami Samir	10	1	18	29	3.33
2	16	Ben Slimene Khaled	6	1	23	30	2.00
-	2	Kadhi Ahmed	-	-	-	-	
-	4	Garci Marouen	-	-	-	-	
-	6	Ben Othmen Miladi Mohamed Ali	-	-	-	-	
-	7	Kamosli Elyes	-	-	-	-	
-	10	Nagga Hamza	-	-	-	-	
-	11	Moalla Ismail	-	-	-	-	
-	12	Taouerghi Anouer	-	-	-	-	
-	15	Kaabi Hichem	-	-	-	-	
-	20	Agrebi Omar	-	-	-	-	
-	21	Miladi Nabil	-	-	-	-	
Others			-	-	-	-	
Total Team			16	2	41	59	5.33



Reception

Eff. %
Limit: 25.00%


Rk	No	Name	Excellents	Faults	Serve Receptions	Total Attempts	Note
1	6	Ben Othmen Miladi Mohamed Ali	8	2	15	25	24.00
2	7	Kamosli Elyes	5	5	23	33	0.00
-	12	Taouerghi Anouer	1	1	4	6	
-	5	Sellami Samir	-	-	1	1	
-	2	Kadhi Ahmed	-	-	-	-	
-	4	Garci Marouen	-	-	-	-	
-	10	Nagga Hamza	-	-	-	-	
-	11	Moalla Ismail	-	-	-	-	
-	15	Kaabi Hichem	-	-	-	-	
-	16	Ben Slimene Khaled	-	-	-	-	
-	20	Agrebi Omar	-	-	-	-	
-	21	Miladi Nabil	-	-	-	-	
Others			-	-	-	-	
Total Team			14	8	43	65	9.23

Match: 50 Date: 07.09.2014 Spectators: 3'300
City: Katowice
Hall: Spodek
Match duration: Start: 13:10 End: 14:32 Total: 1:22

Teams	Sets	1	2	3	4	5	Total
TUN	0	18	14	20			52
FIN	3	25	25	25			75
Set duration		0:22	0:23	0:24			1:09




FIN • Finland



Spike

Succ. %
Limit: 15.00%

Rk	No	Name	Spikes	Faults	Shots	Total Attempts	Note
1	12	Kunnari Olli	12	1	4	17	70.59
2	13	Oivanen Mikko	11	1	5	17	64.71
3	10	Sivula Urpo	14	5	11	30	46.67
-	18	Lehtonen Jukka	4	2	1	7	
-	14	Shumov Konstantin	3	-	2	5	
-	3	Esko Mikko	-	-	1	1	
-	2	Tervaportti Eemi	-	-	-	-	
-	4	Kerminen Lauri	-	-	-	-	
-	5	Siltala Antti	-	-	-	-	
-	6	Seppänen Niklas	-	-	-	-	
-	9	Siirilä Tommi	-	-	-	-	
-	16	Ojansivu Olli-Pekka	-	-	-	-	
Others			-	-	-	-	
Total Team			44	9	24	77	57.14



Block

Avg. by set

Rk	No	Name	Kill Blocks	Faults	Rebounds	Total Attempts	Note
1	10	Sivula Urpo	2	2	1	5	0.67
1	13	Oivanen Mikko	2	2	-	4	0.67
1	14	Shumov Konstantin	2	8	4	14	0.67
4	12	Kunnari Olli	1	2	2	5	0.33
4	3	Esko Mikko	1	3	2	6	0.33
4	18	Lehtonen Jukka	1	7	4	12	0.33
-	2	Tervaportti Eemi	-	-	-	-	
-	4	Kerminen Lauri	-	-	-	-	
-	5	Siltala Antti	-	-	-	-	
-	6	Seppänen Niklas	-	-	-	-	
-	9	Siirilä Tommi	-	-	-	-	
-	16	Ojansivu Olli-Pekka	-	-	-	-	
Others			-	-	-	-	
Total Team			9	24	13	46	3.00

Match: 50 Date: 07.09.2014 Spectators: 3'300

City: Katowice

Hall: Spodek


Match duration: Start: 13:10 End: 14:32 Total: 1:22

Teams	Sets	1	2	3	4	5	Total
TUN	0	18	14	20			52
FIN	3	25	25	25			75
Set duration		0:22	0:23	0:24			1:09




FIN • Finland

Rk	No	Name	Aces	Faults	Serve Hits	Total Attempts	Note
1	12	Kunnari Olli	3	3	8	14	1.00
2	16	Ojansivu Olli-Pekka	1	-	1	2	0.33
2	3	Esko Mikko	1	1	14	16	0.33
2	13	Oivanen Mikko	1	2	10	13	0.33
2	10	Sivula Urpo	1	2	9	12	0.33
-	2	Tervaportti Eemi	-	-	-	-	
-	4	Kerminen Lauri	-	-	-	-	
-	5	Siltala Antti	-	-	-	-	
-	6	Seppänen Niklas	-	-	-	-	
-	9	Siirilä Tommi	-	-	-	-	
-	14	Shumov Konstantin	-	-	9	9	
-	18	Lehtonen Jukka	-	1	7	8	
Others			-	-	-	-	
Total Team			7	9	58	74	2.33



Team	Opponent errors & Team faults	Aces	Faults	Total Attempts
	Opponent errors & Team faults	15	-	15

Rk	No	Name	Digs	Faults	Receptions	Total Attempts	Note
1	12	Kunnari Olli	12	1	-	13	4.00
2	4	Kerminen Lauri	11	3	2	16	3.67
3	13	Oivanen Mikko	8	1	-	9	2.67
4	10	Sivula Urpo	5	1	-	6	1.67
5	3	Esko Mikko	4	1	-	5	1.33
6	18	Lehtonen Jukka	1	-	1	2	0.33
-	2	Tervaportti Eemi	-	-	-	-	
-	5	Siltala Antti	-	-	-	-	
-	6	Seppänen Niklas	-	-	-	-	
-	9	Siirilä Tommi	-	-	-	-	
-	16	Ojansivu Olli-Pekka	-	-	-	-	
-	14	Shumov Konstantin	-	1	1	2	
Others			-	-	-	-	
Total Team			41	8	4	53	13.67



Match: 50 Date: 07.09.2014 Spectators: 3'300

City: Katowice


Hall: Spodek

Match duration: Start: 13:10 End: 14:32 Total: 1:22

Teams	Sets	1	2	3	4	5	Total
TUN	0	18	14	20			52
FIN	3	25	25	25			75
Set duration		0:22	0:23	0:24			1:09




FIN • Finland



Set

Avg. by set

Rk	No	Name	Running Sets	Faults	Still Sets	Total Attempts	Note
1	3	Esko Mikko	30	-	33	63	10.00
-	2	Tervaportti Eemi	-	-	-	-	
-	4	Kerminen Lauri	-	-	-	-	
-	5	Siltala Antti	-	-	-	-	
-	6	Seppänen Niklas	-	-	-	-	
-	9	Siirilä Tommi	-	-	-	-	
-	10	Sivula Urpo	-	-	-	-	
-	12	Kunnari Olli	-	-	-	-	
-	13	Oivanen Mikko	-	-	-	-	
-	14	Shumov Konstantin	-	-	-	-	
-	16	Ojansivu Olli-Pekka	-	-	-	-	
-	18	Lehtonen Jukka	-	-	-	-	
Others			-	-	-	-	
Total Team			30	-	33	63	10.00



Reception

Eff. %
Limit: 25.00%


Rk	No	Name	Excellents	Faults	Serve Receptions	Total Attempts	Note
1	4	Kerminen Lauri	7	-	5	12	58.33
2	12	Kunnari Olli	14	2	17	33	36.36
-	13	Oivanen Mikko	1	-	1	2	
-	2	Tervaportti Eemi	-	-	-	-	
-	3	Esko Mikko	-	-	-	-	
-	5	Siltala Antti	-	-	-	-	
-	6	Seppänen Niklas	-	-	-	-	
-	9	Siirilä Tommi	-	-	-	-	
-	10	Sivula Urpo	-	-	-	-	
-	14	Shumov Konstantin	-	-	-	-	
-	16	Ojansivu Olli-Pekka	-	-	-	-	
-	18	Lehtonen Jukka	-	-	-	-	
Others			-	-	-	-	
Total Team			22	2	23	47	42.55

Match: 51 **Date:** 07.09.2014 **Spectators:** 2'200
City: Gdansk
Hall: Ergo Arena
Match duration: **Start:** 13:10 **End:** 15:33 **Total:** 2:23

Teams	Sets	1	2	3	4	5	Total
EGY	2	25	20	21	25	10	101
MEX	3	16	25	25	21	15	102
Set duration		0:24	0:28	0:29	0:27	0:16	2:04




EGY • Egypt



Spike

Succ. %
Limit: 15.00%

Rk	No	Name	Spikes	Faults	Shots	Total Attempts	Note
1	4	Abdelhay Ahmed	22	4	12	38	57.89
2	8	Thakil Mohamed	12	6	10	28	42.86
3	1	Youssef Saleh	6	3	13	22	27.27
-	20	Abou Abd Elhalim Mohamed	11	3	4	18	
-	15	Elkotb Ahmed	3	3	8	14	
-	6	Abdelrehim Mamdouh	2	1	6	9	
-	12	Abdalla Hossam	1	1	1	3	
-	3	El Sayed Ahmed	-	-	2	2	
-	9	Atia Rashad	1	1	-	2	
-	13	Badawy Mohamed	-	2	-	2	
-	2	Abdelkader Islam	-	-	-	-	
-	19	Moawad Mohamed	-	-	-	-	
Others			-	-	-	-	
Total Team			58	24	56	138	42.03



Block

Avg. by set

Rk	No	Name	Kill Blocks	Faults	Rebounds	Total Attempts	Note
1	20	Abou Abd Elhalim Mohamed	5	7	5	17	1.00
2	6	Abdelrehim Mamdouh	2	4	10	16	0.40
2	8	Thakil Mohamed	2	4	6	12	0.40
2	1	Youssef Saleh	2	4	2	8	0.40
5	12	Abdalla Hossam	1	-	1	2	0.20
5	13	Badawy Mohamed	1	-	-	1	0.20
5	4	Abdelhay Ahmed	1	2	2	5	0.20
-	2	Abdelkader Islam	-	-	-	-	
-	9	Atia Rashad	-	-	-	-	
-	19	Moawad Mohamed	-	-	-	-	
-	3	El Sayed Ahmed	-	1	5	6	
-	15	Elkotb Ahmed	-	1	-	1	
Others			-	-	-	-	
Total Team			14	23	31	68	2.80

Match: 51 **Date:** 07.09.2014 **Spectators:** 2'200
City: Gdansk
Hall: Ergo Arena
Match duration: **Start:** 13:10 **End:** 15:33 **Total:** 2:23

Teams	Sets	1	2	3	4	5	Total
EGY	2	25	20	21	25	10	101
MEX	3	16	25	25	21	15	102
Set duration		0:24	0:28	0:29	0:27	0:16	2:04



EGY • Egypt

Rk	No	Name	Aces	Faults	Serve Hits	Total Attempts	Note
1	6	Abdelrehim Mamdouh	1	-	16	17	0.20
1	1	Youssef Saleh	1	2	13	16	0.20
1	2	Abdelkader Islam	1	1	4	6	0.20
1	4	Abdelhay Ahmed	1	2	9	12	0.20
-	3	El Sayed Ahmed	-	-	6	6	
-	9	Atia Rashad	-	-	1	1	
-	13	Badawy Mohamed	-	-	1	1	
-	15	Elkotb Ahmed	-	-	5	5	
-	19	Moawad Mohamed	-	-	-	-	
-	20	Abou Abd Elhalim Mohamed	-	-	17	17	
-	12	Abdalla Hossam	-	1	5	6	
-	8	Thakil Mohamed	-	4	10	14	
Others			-	-	-	-	
Total Team			4	10	87	101	0.80

Team	Opponent errors & Team faults	Aces	Faults	Total Attempts
	Opponent errors & Team faults	25	-	25


Rk	No	Name	Digs	Faults	Receptions	Total Attempts	Note
1	8	Thakil Mohamed	12	1	2	15	2.40
2	19	Moawad Mohamed	11	3	4	18	2.20
3	1	Youssef Saleh	10	2	5	17	2.00
4	12	Abdalla Hossam	5	1	1	7	1.00
5	4	Abdelhay Ahmed	4	2	5	11	0.80
6	6	Abdelrehim Mamdouh	3	1	4	8	0.60
6	20	Abou Abd Elhalim Mohamed	3	2	5	10	0.60
8	2	Abdelkader Islam	2	-	-	2	0.40
8	15	Elkotb Ahmed	2	1	3	6	0.40
10	13	Badawy Mohamed	1	-	1	2	0.20
10	3	El Sayed Ahmed	1	3	-	4	0.20
-	9	Atia Rashad	-	-	-	-	
Others			-	18	-	18	
Total Team			54	34	30	118	10.80

Match: 51 **Date:** 07.09.2014 **Spectators:** 2'200
City: Gdansk
Hall: Ergo Arena
Match duration: **Start:** 13:10 **End:** 15:33 **Total:** 2:23


Teams	Sets	1	2	3	4	5	Total
EGY	2	25	20	21	25	10	101
MEX	3	16	25	25	21	15	102
Set duration		0:24	0:28	0:29	0:27	0:16	2:04



EGY • Egypt

	Rk	No	Name	Running Sets	Faults	Still Sets	Total Attempts	Note
		1	12	Abdalla Hossam	18	1	44	63
	2	3	El Sayed Ahmed	13	3	38	54	2.60
	-	1	Youssef Saleh	-	-	3	3	
	-	2	Abdelkader Islam	-	-	-	-	
	-	4	Abdelhay Ahmed	-	-	-	-	
	-	6	Abdelrehim Mamdouh	-	-	2	2	
	-	8	Thakil Mohamed	-	-	1	1	
	-	9	Atia Rashad	-	-	-	-	
	-	13	Badawy Mohamed	-	-	-	-	
	-	15	Elkotb Ahmed	-	-	2	2	
	-	20	Abou Abd Elhalim Mohamed	-	-	1	1	
	-	19	Moawad Mohamed	-	1	4	5	
	Others			-	-	-	-	
	Total Team			31	5	95	131	6.20

Avg. by set

	Rk	No	Name	Excellents	Faults	Serve Receptions	Total Attempts	Note
		1	19	Moawad Mohamed	21	1	11	33
	2	1	Youssef Saleh	15	2	10	27	48.15
	3	8	Thakil Mohamed	13	3	15	31	32.26
	-	13	Badawy Mohamed	2	-	-	2	
	-	20	Abou Abd Elhalim Mohamed	-	-	1	1	
	-	2	Abdelkader Islam	-	-	-	-	
	-	3	El Sayed Ahmed	-	-	-	-	
	-	4	Abdelhay Ahmed	-	-	-	-	
	-	6	Abdelrehim Mamdouh	-	-	-	-	
	-	9	Atia Rashad	-	-	-	-	
	-	12	Abdalla Hossam	-	-	-	-	
	-	15	Elkotb Ahmed	-	-	-	-	
	Others			-	-	-	-	
	Total Team			51	6	37	94	47.87


Eff. %
Limit: 25.00%

Match: 51 Date: 07.09.2014 Spectators: 2'200
City: Gdansk
Hall: Ergo Arena
Match duration: Start: 13:10 End: 15:33 Total: 2:23

Teams	Sets	1	2	3	4	5	Total
EGY	2	25	20	21	25	10	101
MEX	3	16	25	25	21	15	102
Set duration		0:24	0:28	0:29	0:27	0:16	2:04




MEX • Mexico



Spike

Succ. %
Limit: 15.00%

Rk	No	Name	Spikes	Faults	Shots	Total Attempts	Note
1	1	Vargas Daniel	14	6	16	36	38.89
2	9	Guerra Carlos	9	8	20	37	24.32
-	13	Cordova Samuel	12	4	4	20	
-	14	Aguilera Tomas	8	1	10	19	
-	4	Meyer Gustavo	5	3	10	18	
-	7	Quiñones Jorge	4	2	-	6	
-	11	Barajas Jorge	1	-	-	1	
-	17	Orellana Nestor	-	1	-	1	
-	5	Rangel Jesus	-	-	-	-	
-	8	Herrera Edgar	-	-	-	-	
-	10	Rangel Pedro	-	-	-	-	
-	15	Petris Martin	-	-	-	-	
Others			-	-	-	-	
Total Team			53	25	60	138	38.41



Block

Avg. by set

Rk	No	Name	Kill Blocks	Faults	Rebounds	Total Attempts	Note
1	1	Vargas Daniel	6	5	5	16	1.20
1	13	Cordova Samuel	6	10	11	27	1.20
3	11	Barajas Jorge	1	-	1	2	0.20
3	9	Guerra Carlos	1	3	1	5	0.20
3	10	Rangel Pedro	1	2	-	3	0.20
-	5	Rangel Jesus	-	-	-	-	
-	7	Quiñones Jorge	-	-	1	1	
-	8	Herrera Edgar	-	-	-	-	
-	15	Petris Martin	-	-	-	-	
-	17	Orellana Nestor	-	-	-	-	
-	4	Meyer Gustavo	-	3	3	6	
-	14	Aguilera Tomas	-	6	3	9	
Others			-	-	-	-	
Total Team			15	29	25	69	3.00


Match: 51 **Date:** 07.09.2014 **Spectators:** 2'200
City: Gdansk
Hall: Ergo Arena
Match duration: **Start:** 13:10 **End:** 15:33 **Total:** 2:23

Teams	Sets	1	2	3	4	5	Total
EGY	2	25	20	21	25	10	101
MEX	3	16	25	25	21	15	102
Set duration		0:24	0:28	0:29	0:27	0:16	2:04



MEX • Mexico

Rk	No	Name	Aces	Faults	Serve Hits	Total Attempts	Note
1	4	Meyer Gustavo	2	-	23	25	0.40
1	9	Guerra Carlos	2	4	9	15	0.40
3	11	Barajas Jorge	1	-	10	11	0.20
-	5	Rangel Jesus	-	-	-	-	
-	8	Herrera Edgar	-	-	-	-	
-	14	Aguilera Tomas	-	-	10	10	
-	15	Petris Martin	-	-	-	-	
-	17	Orellana Nestor	-	-	1	1	
-	10	Rangel Pedro	-	1	11	12	
-	13	Cordova Samuel	-	1	8	9	
-	1	Vargas Daniel	-	2	13	15	
-	7	Quiñones Jorge	-	1	3	4	
Others			-	-	-	-	
Total Team			5	9	88	102	1.00




Serve

Avg. by set

Team	Opponent errors & Team faults	Aces	Faults	Total Attempts
	Opponent errors & Team faults	29	-	29

Rk	No	Name	Digs	Faults	Receptions	Total Attempts	Note
1	5	Rangel Jesus	14	3	6	23	2.80
2	1	Vargas Daniel	8	-	5	13	1.60
3	14	Aguilera Tomas	7	-	4	11	1.40
4	9	Guerra Carlos	6	-	2	8	1.20
5	4	Meyer Gustavo	5	1	4	10	1.00
6	10	Rangel Pedro	4	2	2	8	0.80
7	11	Barajas Jorge	3	1	3	7	0.60
8	13	Cordova Samuel	1	1	2	4	0.20
-	8	Herrera Edgar	-	-	-	-	
-	15	Petris Martin	-	-	-	-	
-	17	Orellana Nestor	-	-	-	-	
-	7	Quiñones Jorge	-	1	1	2	
Others			-	23	-	23	
Total Team			48	32	29	109	9.60



Dig

Avg. by set




Match: 51 **Date:** 07.09.2014 **Spectators:** 2'200
City: Gdansk
Hall: Ergo Arena
Match duration: **Start:** 13:10 **End:** 15:33 **Total:** 2:23

Teams	Sets	1	2	3	4	5	Total
EGY	2	25	20	21	25	10	101
MEX	3	16	25	25	21	15	102
Set duration		0:24	0:28	0:29	0:27	0:16	2:04




MEX • Mexico



Set

Avg. by set

Rk	No	Name	Running Sets	Faults	Still Sets	Total Attempts	Note
1	10	Rangel Pedro	20	-	35	55	4.00
2	11	Barajas Jorge	18	-	38	56	3.60
-	4	Meyer Gustavo	-	-	2	2	
-	5	Rangel Jesus	-	-	10	10	
-	7	Quiñones Jorge	-	-	-	-	
-	8	Herrera Edgar	-	-	-	-	
-	9	Guerra Carlos	-	-	2	2	
-	13	Cordova Samuel	-	-	-	-	
-	14	Aguilera Tomas	-	-	1	1	
-	15	Petris Martin	-	-	-	-	
-	17	Orellana Nestor	-	-	-	-	
-	1	Vargas Daniel	-	1	1	2	
Others			-	-	-	-	
Total Team			38	1	89	128	7.60



Reception

Eff. %
Limit: 25.00%

Rk	No	Name	Excellents	Faults	Serve Receptions	Total Attempts	Note
1	9	Guerra Carlos	17	-	9	26	65.38
2	5	Rangel Jesus	17	4	15	36	36.11
-	4	Meyer Gustavo	8	-	13	21	
-	7	Quiñones Jorge	3	1	2	6	
-	13	Cordova Samuel	1	-	-	1	
-	14	Aguilera Tomas	1	-	-	1	
-	1	Vargas Daniel	-	-	-	-	
-	8	Herrera Edgar	-	-	-	-	
-	10	Rangel Pedro	-	-	-	-	
-	11	Barajas Jorge	-	-	-	-	
-	15	Petris Martin	-	-	-	-	
-	17	Orellana Nestor	-	-	-	-	
Others			-	-	-	-	
Total Team			47	5	39	91	46.15

Match: 52 Date: 07.09.2014 Spectators: 10'500

City: Kraków


Hall: Krakow Arena

Match duration: Start: 13:10 End: 15:29 Total: 2:19

Teams	Sets	1	2	3	4	5	Total
FRA	3	25	21	25	22	15	108
BEL	2	14	25	20	25	12	96
Set duration		0:24	0:25	0:26	0:26	0:19	2:00




FRA • France



Spike

Succ. %
Limit: 15.00%

Rk	No	Name	Spikes	Faults	Shots	Total Attempts	Note
1	7	Tillie Kevin	16	6	8	30	53.33
2	9	Ngapeth Earvin	11	3	7	21	52.38
3	4	Rouzier Antonin	15	7	14	36	41.67
-	14	Le Goff Nicolas	4	-	7	11	
-	17	Lafitte Franck	7	-	2	9	
-	16	Marechal Nicolas	3	1	2	6	
-	21	Sidibe Mory	3	-	-	3	
-	6	Toniutti Benjamin	2	1	-	3	
-	10	Le Roux Kevin	2	-	-	2	
-	2	Grebennikov Jenia	-	-	-	-	
-	15	Tuia Samuele	-	-	-	-	
-	18	Jaumel Yoann	-	-	-	-	
Others			-	-	-	-	
Total Team			63	18	40	121	52.07



Block

Avg. by set

Rk	No	Name	Kill Blocks	Faults	Rebounds	Total Attempts	Note
1	6	Toniutti Benjamin	2	1	5	8	0.40
1	17	Lafitte Franck	2	7	5	14	0.40
3	21	Sidibe Mory	1	-	-	1	0.20
3	14	Le Goff Nicolas	1	8	6	15	0.20
3	9	Ngapeth Earvin	1	3	-	4	0.20
-	2	Grebennikov Jenia	-	-	-	-	
-	15	Tuia Samuele	-	-	-	-	
-	18	Jaumel Yoann	-	-	-	-	
-	7	Tillie Kevin	-	5	7	12	
-	4	Rouzier Antonin	-	4	3	7	
-	10	Le Roux Kevin	-	5	2	7	
-	16	Marechal Nicolas	-	1	-	1	
Others			-	-	-	-	
Total Team			7	34	28	69	1.40


Match: 52 **Date:** 07.09.2014 **Spectators:** 10'500
City: Kraków
Hall: Krakow Arena
Match duration: **Start:** 13:10 **End:** 15:29 **Total:** 2:19

Teams	Sets	1	2	3	4	5	Total
FRA	3	25	21	25	22	15	108
BEL	2	14	25	20	25	12	96
Set duration		0:24	0:25	0:26	0:26	0:19	2:00



FRA • France

Rk	No	Name	Aces	Faults	Serve Hits	Total Attempts	Note
1	9	Ngapeth Earvin	3	2	9	14	0.60
2	7	Tillie Kevin	2	-	13	15	0.40
2	10	Le Roux Kevin	2	-	7	9	0.40
4	4	Rouzier Antonin	1	3	11	15	0.20
-	2	Grebennikov Jenia	-	-	-	-	
-	15	Tuia Samuele	-	-	-	-	
-	17	Lafitte Franck	-	-	7	7	
-	21	Sidibe Mory	-	-	-	-	
-	14	Le Goff Nicolas	-	1	15	16	
-	6	Toniutti Benjamin	-	2	16	18	
-	18	Jaumel Yoann	-	1	4	5	
-	16	Marechal Nicolas	-	2	7	9	
Others			-	-	-	-	
Total Team			8	11	89	108	1.60




Serve

Avg. by set

Team	Opponent errors & Team faults	Aces	Faults	Total Attempts
		30	1	31

Rk	No	Name	Digs	Faults	Receptions	Total Attempts	Note
1	2	Grebennikov Jenia	26	8	1	35	5.20
2	9	Ngapeth Earvin	13	6	3	22	2.60
3	6	Toniutti Benjamin	10	3	1	14	2.00
4	4	Rouzier Antonin	6	3	-	9	1.20
4	7	Tillie Kevin	6	4	1	11	1.20
6	14	Le Goff Nicolas	4	1	1	6	0.80
7	17	Lafitte Franck	2	-	-	2	0.40
7	16	Marechal Nicolas	2	1	1	4	0.40
9	18	Jaumel Yoann	1	-	1	2	0.20
-	15	Tuia Samuele	-	-	-	-	
-	21	Sidibe Mory	-	-	-	-	
-	10	Le Roux Kevin	-	1	1	2	
Others			-	-	-	-	
Total Team			70	27	10	107	14.00



Dig

Avg. by set



Match: 52 Date: 07.09.2014 Spectators: 10'500

City: Kraków


Hall: Krakow Arena

Match duration: Start: 13:10 End: 15:29 Total: 2:19

Teams	Sets	1	2	3	4	5	Total
FRA	3	25	21	25	22	15	108
BEL	2	14	25	20	25	12	96
Set duration		0:24	0:25	0:26	0:26	0:19	2:00




FRA • France



Set

Avg. by set

Rk	No	Name	Running Sets	Faults	Still Sets	Total Attempts	Note
1	6	Toniutti Benjamin	31	2	52	85	6.20
2	18	Jaumel Yoann	2	-	2	4	0.40
-	2	Grebennikov Jenia	-	-	-	-	-
-	4	Rouzier Antonin	-	-	-	-	-
-	7	Tillie Kevin	-	-	-	-	-
-	9	Ngapeth Earvin	-	-	-	-	-
-	10	Le Roux Kevin	-	-	-	-	-
-	14	Le Goff Nicolas	-	-	-	-	-
-	15	Tuia Samuele	-	-	-	-	-
-	16	Marechal Nicolas	-	-	-	-	-
-	17	Lafitte Franck	-	-	-	-	-
-	21	Sidibe Mory	-	-	-	-	-
Others			-	-	-	-	-
Total Team			33	2	54	89	6.60



Reception

Eff. %
Limit: 25.00%


Rk	No	Name	Excellents	Faults	Serve Receptions	Total Attempts	Note
1	9	Ngapeth Earvin	10	2	14	26	30.77
-	2	Grebennikov Jenia	10	1	8	19	-
-	7	Tillie Kevin	7	-	11	18	-
-	16	Marechal Nicolas	2	-	9	11	-
-	14	Le Goff Nicolas	1	-	1	2	-
-	4	Rouzier Antonin	-	-	1	1	-
-	6	Toniutti Benjamin	-	-	1	1	-
-	10	Le Roux Kevin	-	-	-	-	-
-	15	Tuia Samuele	-	-	-	-	-
-	17	Lafitte Franck	-	-	-	-	-
-	18	Jaumel Yoann	-	-	-	-	-
-	21	Sidibe Mory	-	-	-	-	-
Others			-	-	-	-	-
Total Team			30	3	45	78	34.62

Match: 52 Date: 07.09.2014 Spectators: 10'500
 City: Kraków
 Hall: Krakow Arena
 Match duration: Start: 13:10 End: 15:29 Total: 2:19

Teams	Sets	1	2	3	4	5	Total
FRA	3	25	21	25	22	15	108
BEL	2	14	25	20	25	12	96
Set duration		0:24	0:25	0:26	0:26	0:19	2:00




BEL • Belgium



Spike

Succ. %
Limit: 15.00%

Rk	No	Name	Spikes	Faults	Shots	Total Attempts	Note
1	1	Van Den Dries Bram	20	8	15	43	46.51
2	3	Deroo Sam	11	6	18	35	31.43
-	9	Verhees Pieter	11	-	5	16	
-	11	Verhanneman Matthijs	7	-	8	15	
-	10	Van De Voorde Simon	5	2	4	11	
-	12	Van Walle Gert	2	-	1	3	
-	2	Tuerlinckx Hendrik	-	-	-	-	
-	4	Coolman Pieter	-	-	-	-	
-	5	Depestele Frank	-	-	-	-	
-	7	Claes Gertjan	-	-	-	-	
-	14	Derkoningen Bert	-	-	-	-	
-	16	Valkiers Matthias	-	-	-	-	
Others			-	-	-	-	
Total Team			56	16	51	123	45.53



Block

Avg. by set

Rk	No	Name	Kill Blocks	Faults	Rebounds	Total Attempts	Note
1	10	Van De Voorde Simon	4	13	5	22	0.80
2	3	Deroo Sam	2	1	2	5	0.40
2	9	Verhees Pieter	2	16	16	34	0.40
4	1	Van Den Dries Bram	1	2	2	5	0.20
4	11	Verhanneman Matthijs	1	5	4	10	0.20
4	5	Depestele Frank	1	4	2	7	0.20
-	2	Tuerlinckx Hendrik	-	-	-	-	
-	4	Coolman Pieter	-	-	-	-	
-	7	Claes Gertjan	-	-	-	-	
-	12	Van Walle Gert	-	-	1	1	
-	14	Derkoningen Bert	-	-	-	-	
-	16	Valkiers Matthias	-	-	-	-	
Others			-	-	-	-	
Total Team			11	41	32	84	2.20

Match: 52 Date: 07.09.2014 Spectators: 10'500

City: Kraków

Hall: Krakow Arena


Match duration: Start: 13:10 End: 15:29 Total: 2:19

Teams	Sets	1	2	3	4	5	Total
FRA	3	25	21	25	22	15	108
BEL	2	14	25	20	25	12	96
Set duration		0:24	0:25	0:26	0:26	0:19	2:00




BEL • Belgium

Rk	No	Name	Aces	Faults	Serve Hits	Total Attempts	Note
1	1	Van Den Dries Bram	2	5	16	23	0.40
2	3	Deroo Sam	1	3	9	13	0.20
-	2	Tuerlinckx Hendrik	-	-	2	2	
-	7	Claes Gertjan	-	-	1	1	
-	12	Van Walle Gert	-	-	2	2	
-	14	Derkoningen Bert	-	-	-	-	
-	16	Valkiers Matthias	-	-	1	1	
-	5	Depestele Frank	-	1	10	11	
-	10	Van De Voorde Simon	-	2	16	18	
-	11	Verhanneman Matthijs	-	2	12	14	
-	9	Verhees Pieter	-	4	6	10	
-	4	Coolman Pieter	-	1	-	1	
Others			-	-	-	-	
Total Team			3	18	75	96	0.60



Team	Opponent errors & Team faults	Aces	Faults	Total Attempts
	Opponent errors & Team faults	26	-	26

Rk	No	Name	Digs	Faults	Receptions	Total Attempts	Note
1	14	Derkoningen Bert	21	6	4	31	4.20
2	5	Depestele Frank	17	2	1	20	3.40
3	3	Deroo Sam	16	6	1	23	3.20
4	1	Van Den Dries Bram	5	3	1	9	1.00
5	11	Verhanneman Matthijs	4	2	1	7	0.80
6	9	Verhees Pieter	3	1	-	4	0.60
7	2	Tuerlinckx Hendrik	1	-	-	1	0.20
7	10	Van De Voorde Simon	1	3	2	6	0.20
-	4	Coolman Pieter	-	-	-	-	
-	7	Claes Gertjan	-	-	-	-	
-	12	Van Walle Gert	-	-	-	-	
-	16	Valkiers Matthias	-	-	-	-	
Others			-	-	-	-	
Total Team			68	23	10	101	13.60




Match: 52 **Date:** 07.09.2014 **Spectators:** 10'500
City: Kraków
Hall: Krakow Arena
Match duration: **Start:** 13:10 **End:** 15:29 **Total:** 2:19

Teams	Sets	1	2	3	4	5	Total
FRA	3	25	21	25	22	15	108
BEL	2	14	25	20	25	12	96
Set duration		0:24	0:25	0:26	0:26	0:19	2:00



BEL • Belgium


Rk	No	Name	Running Sets	Faults	Still Sets	Total Attempts	Note
1	5	Depestele Frank	38	1	56	95	7.60
2	16	Valkiers Matthias	2	-	5	7	0.40
-	1	Van Den Dries Bram	-	-	-	-	-
-	2	Tuerlinckx Hendrik	-	-	-	-	-
-	3	Deroo Sam	-	-	-	-	-
-	4	Coolman Pieter	-	-	-	-	-
-	7	Claes Gertjan	-	-	-	-	-
-	9	Verhees Pieter	-	-	-	-	-
-	10	Van De Voorde Simon	-	-	-	-	-
-	11	Verhanneman Matthijs	-	-	-	-	-
-	12	Van Walle Gert	-	-	-	-	-
-	14	Derkoningen Bert	-	-	-	-	-
Others			-	-	-	-	-
Total Team			40	1	61	102	8.00



Set

Avg. by set

Rk	No	Name	Excellents	Faults	Serve Receptions	Total Attempts	Note
1	3	Deroo Sam	20	1	11	32	59.38
2	11	Verhanneman Matthijs	13	3	18	34	29.41
3	14	Derkoningen Bert	9	5	13	27	14.81
-	7	Claes Gertjan	2	-	-	2	-
-	1	Van Den Dries Bram	-	-	1	1	-
-	9	Verhees Pieter	-	-	1	1	-
-	2	Tuerlinckx Hendrik	-	-	-	-	-
-	4	Coolman Pieter	-	-	-	-	-
-	5	Depestele Frank	-	-	-	-	-
-	10	Van De Voorde Simon	-	-	-	-	-
-	12	Van Walle Gert	-	-	-	-	-
-	16	Valkiers Matthias	-	-	-	-	-
Others			-	-	-	-	-
Total Team			44	9	44	97	36.08



Reception


Eff. %
Limit: 25.00%

Match: 53 **Date:** 07.09.2014 **Spectators:** 6'951
City: Wrocław
Hall: Hala Stulecia
Match duration: Start: 16:40 End: 18:17 Total: 1:37

Teams	Sets	1	2	3	4	5	Total
POL	3	25	25	25			75
ARG	0	20	20	23			63
Set duration		0:26	0:26	0:32			1:24




POL • Poland



Spike

Succ. %
Limit: 15.00%

Rk	No	Name	Spikes	Faults	Shots	Total Attempts	Note
1	2	Winiarski Michal	14	4	5	23	60.87
2	20	Mika Mateusz	6	2	4	12	50.00
3	10	Wlazly Mariusz	10	5	6	21	47.62
-	7	Klos Karol	5	-	4	9	
-	1	Nowakowski Piotr	6	-	-	6	
-	5	Zagumny Pawel	1	-	-	1	
-	13	Kubiak Michal	-	-	1	1	
-	3	Konarski Dawid	-	-	-	-	
-	8	Wrona Andrzej	-	-	-	-	
-	11	Drzyzga Fabian	-	-	-	-	
-	17	Zatorski Pawel	-	-	-	-	
-	21	Buszek Rafal	-	-	-	-	
Others			-	-	-	-	
Total Team			42	11	20	73	57.53



Block

Avg. by set

Rk	No	Name	Kill Blocks	Faults	Rebounds	Total Attempts	Note
1	2	Winiarski Michal	2	3	2	7	0.67
1	1	Nowakowski Piotr	2	9	4	15	0.67
1	10	Wlazly Mariusz	2	6	2	10	0.67
-	3	Konarski Dawid	-	-	1	1	
-	8	Wrona Andrzej	-	-	-	-	
-	11	Drzyzga Fabian	-	-	-	-	
-	17	Zatorski Pawel	-	-	-	-	
-	21	Buszek Rafal	-	-	-	-	
-	5	Zagumny Pawel	-	3	3	6	
-	7	Klos Karol	-	5	4	9	
-	13	Kubiak Michal	-	3	1	4	
-	20	Mika Mateusz	-	3	1	4	
Others			-	-	-	-	
Total Team			6	32	18	56	2.00


Match: 53 **Date:** 07.09.2014 **Spectators:** 6'951
City: Wroclaw
Hall: Hala Stulecia
Match duration: **Start:** 16:40 **End:** 18:17 **Total:** 1:37

Teams	Sets	1	2	3	4	5	Total
POL	3	25	25	25			75
ARG	0	20	20	23			63
Set duration		0:26	0:26	0:32			1:24




POL • Poland

Rk	No	Name	Aces	Faults	Serve Hits	Total Attempts	Note
1	10	Wlazly Mariusz	4	4	7	15	1.33
2	13	Kubiak Michal	1	-	3	4	0.33
2	20	Mika Mateusz	1	3	8	12	0.33
-	3	Konarski Dawid	-	-	1	1	
-	5	Zagumny Pawel	-	-	11	11	
-	7	Klos Karol	-	-	10	10	
-	8	Wrona Andrzej	-	-	-	-	
-	11	Drzyzga Fabian	-	-	-	-	
-	17	Zatorski Pawel	-	-	-	-	
-	21	Buszek Rafal	-	-	-	-	
-	1	Nowakowski Piotr	-	2	10	12	
-	2	Winiarski Michal	-	2	7	9	
Others			-	-	-	-	
Total Team			6	11	57	74	2.00



Team	Opponent errors & Team faults	Aces	Faults	Total Attempts
	Opponent errors & Team faults	21	-	21

Rk	No	Name	Digs	Faults	Receptions	Total Attempts	Note
1	17	Zatorski Pawel	17	1	-	18	5.67
2	20	Mika Mateusz	10	-	-	10	3.33
3	10	Wlazly Mariusz	8	1	-	9	2.67
4	2	Winiarski Michal	6	1	1	8	2.00
4	5	Zagumny Pawel	6	1	1	8	2.00
6	7	Klos Karol	3	1	2	6	1.00
-	3	Konarski Dawid	-	-	-	-	
-	8	Wrona Andrzej	-	-	-	-	
-	11	Drzyzga Fabian	-	-	-	-	
-	13	Kubiak Michal	-	-	-	-	
-	21	Buszek Rafal	-	-	-	-	
-	1	Nowakowski Piotr	-	1	-	1	
Others			-	-	-	-	
Total Team			50	6	4	60	16.67



Match: 53 Date: 07.09.2014 Spectators: 6'951

City: Wrocław


Hall: Hala Stulecia

Match duration: Start: 16:40 End: 18:17 Total: 1:37

Teams	Sets	1	2	3	4	5	Total
POL	3	25	25	25			75
ARG	0	20	20	23			63
Set duration		0:26	0:26	0:32			1:24




POL • Poland



Set

Avg. by set

Rk	No	Name	Running Sets	Faults	Still Sets	Total Attempts	Note
1	5	Zagumny Pawel	28	1	24	53	9.33
2	11	Drzyzga Fabian	2	-	1	3	0.67
-	1	Nowakowski Piotr	-	-	-	-	
-	2	Winiarski Michal	-	-	-	-	
-	3	Konarski Dawid	-	-	-	-	
-	7	Klos Karol	-	-	-	-	
-	8	Wrona Andrzej	-	-	-	-	
-	10	Wlazly Mariusz	-	-	-	-	
-	13	Kubiak Michal	-	-	-	-	
-	17	Zatorski Pawel	-	-	-	-	
-	20	Mika Mateusz	-	-	-	-	
-	21	Buszek Rafal	-	-	-	-	
Others			-	-	-	-	
Total Team			30	1	25	56	10.00



Reception

Eff. %
Limit: 25.00%

Rk	No	Name	Excellents	Faults	Serve Receptions	Total Attempts	Note
1	17	Zatorski Pawel	14	-	3	17	82.35
2	20	Mika Mateusz	4	1	12	17	17.65
-	2	Winiarski Michal	6	1	2	9	
-	13	Kubiak Michal	2	-	1	3	
-	1	Nowakowski Piotr	1	-	-	1	
-	5	Zagumny Pawel	-	-	1	1	
-	3	Konarski Dawid	-	-	-	-	
-	7	Klos Karol	-	-	-	-	
-	8	Wrona Andrzej	-	-	-	-	
-	10	Wlazly Mariusz	-	-	-	-	
-	11	Drzyzga Fabian	-	-	-	-	
-	21	Buszek Rafal	-	-	-	-	
Others			-	-	-	-	
Total Team			27	2	19	48	52.08

Match: 53 Date: 07.09.2014 Spectators: 6'951

City: Wrocław


Hall: Hala Stulecia

Match duration: Start: 16:40 End: 18:17 Total: 1:37

Teams	Sets	1	2	3	4	5	Total
POL	3	25	25	25			75
ARG	0	20	20	23			63
Set duration		0:26	0:26	0:32			1:24




ARG • Argentina



Spike

Succ. %
Limit: 15.00%

Rk	No	Name	Spikes	Faults	Shots	Total Attempts	Note
1	10	Gonzalez José Luis	10	4	3	17	58.82
2	7	Conte Facundo	8	5	10	23	34.78
-	11	Solé Sebastian	6	-	4	10	
-	16	Ramos Martin	4	-	5	9	
-	2	Filardi Javier	3	-	5	8	
-	14	Crer Pablo	1	1	1	3	
-	9	Quiroga Rodrigo	1	1	-	2	
-	1	Darraidou Santiago	1	-	-	1	
-	5	Uriarte Nicolás	1	-	-	1	
-	15	De Cecco Luciano	-	-	1	1	
-	20	Toro Alejandro	-	-	-	-	
-	21	Closter Sebastián	-	-	-	-	
Others			-	-	-	-	
Total Team			35	11	29	75	46.67



Block

Avg. by set


Rk	No	Name	Kill Blocks	Faults	Rebounds	Total Attempts	Note
1	11	Solé Sebastian	5	12	2	19	1.67
-	1	Darraidou Santiago	-	-	-	-	
-	20	Toro Alejandro	-	-	-	-	
-	21	Closter Sebastián	-	-	-	-	
-	7	Conte Facundo	-	2	3	5	
-	9	Quiroga Rodrigo	-	1	1	2	
-	15	De Cecco Luciano	-	5	3	8	
-	5	Uriarte Nicolás	-	2	1	3	
-	2	Filardi Javier	-	3	1	4	
-	10	Gonzalez José Luis	-	4	-	4	
-	14	Crer Pablo	-	1	-	1	
-	16	Ramos Martin	-	9	-	9	
Others			-	-	-	-	
Total Team			5	39	11	55	1.67

Match: 53 **Date:** 07.09.2014 **Spectators:** 6'951
City: Wrocław
Hall: Hala Stulecia
Match duration: Start: 16:40 End: 18:17 Total: 1:37

Teams	Sets	1	2	3	4	5	Total
POL	3	25	25	25			75
ARG	0	20	20	23			63
Set duration		0:26	0:26	0:32			1:24



ARG • Argentina




Serve

Avg. by set

Rk	No	Name	Aces	Faults	Serve Hits	Total Attempts	Note
1	2	Filardi Javier	1	1	9	11	0.33
1	7	Conte Facundo	1	3	6	10	0.33
-	1	Darraidou Santiago	-	-	-	-	
-	14	Crer Pablo	-	-	1	1	
-	20	Toro Alejandro	-	-	-	-	
-	21	Closter Sebastián	-	-	-	-	
-	11	Solé Sebastian	-	1	10	11	
-	16	Ramos Martin	-	1	8	9	
-	15	De Cecco Luciano	-	3	5	8	
-	5	Uriarte Nicolás	-	2	2	4	
-	9	Quiroga Rodrigo	-	1	1	2	
-	10	Gonzalez José Luis	-	4	4	8	
Others			-	-	-	-	
Total Team			2	16	46	64	0.67

Team

Opponent errors & Team faults	21	-	21
-------------------------------	----	---	----



Dig

Avg. by set

Rk	No	Name	Digs	Faults	Receptions	Total Attempts	Note
1	7	Conte Facundo	13	1	1	15	4.33
2	21	Closter Sebastián	10	1	-	11	3.33
3	10	Gonzalez José Luis	4	-	4	8	1.33
3	11	Solé Sebastian	4	-	-	4	1.33
3	2	Filardi Javier	4	2	-	6	1.33
6	15	De Cecco Luciano	2	-	-	2	0.67
6	16	Ramos Martin	2	-	-	2	0.67
-	1	Darraidou Santiago	-	-	-	-	
-	5	Uriarte Nicolás	-	-	2	2	
-	9	Quiroga Rodrigo	-	-	-	-	
-	14	Crer Pablo	-	-	-	-	
-	20	Toro Alejandro	-	-	-	-	
Others			-	-	-	-	
Total Team			39	4	7	50	13.00




Match: 53 Date: 07.09.2014 Spectators: 6'951
 City: Wrocław
 Hall: Hala Stulecia
 Match duration: Start: 16:40 End: 18:17 Total: 1:37

Teams	Sets	1	2	3	4	5	Total
POL	3	25	25	25			75
ARG	0	20	20	23			63
Set duration		0:26	0:26	0:32			1:24




ARG • Argentina



Set

Avg. by set

Rk	No	Name	Running Sets	Faults	Still Sets	Total Attempts	Note
1	15	De Cecco Luciano	18	-	17	35	6.00
2	5	Uriarte Nicolás	11	-	11	22	3.67
-	1	Darraidou Santiago	-	-	-	-	
-	2	Filardi Javier	-	-	-	-	
-	7	Conte Facundo	-	-	-	-	
-	9	Quiroga Rodrigo	-	-	-	-	
-	10	Gonzalez José Luis	-	-	-	-	
-	11	Solé Sebastian	-	-	-	-	
-	14	Crer Pablo	-	-	-	-	
-	16	Ramos Martin	-	-	-	-	
-	20	Toro Alejandro	-	-	-	-	
-	21	Closter Sebastián	-	-	-	-	
Others			-	-	-	-	
Total Team			29	-	28	57	9.67



Reception

Eff. %
Limit: 25.00%


Rk	No	Name	Excellents	Faults	Serve Receptions	Total Attempts	Note
1	2	Filardi Javier	8	1	11	20	35.00
2	21	Closter Sebastián	11	3	9	23	34.78
-	7	Conte Facundo	2	1	8	11	
-	9	Quiroga Rodrigo	-	-	4	4	
-	16	Ramos Martin	2	-	-	2	
-	5	Uriarte Nicolás	1	-	-	1	
-	14	Crer Pablo	-	-	1	1	
-	15	De Cecco Luciano	-	-	1	1	
-	1	Darraidou Santiago	-	-	-	-	
-	10	Gonzalez José Luis	-	-	-	-	
-	11	Solé Sebastian	-	-	-	-	
-	20	Toro Alejandro	-	-	-	-	
Others			-	-	-	-	
Total Team			24	5	34	63	30.16

Match: 54 **Date:** 07.09.2014 **Spectators:** 6'000
City: Katowice
Hall: Spodek
Match duration: Start: 16:40 End: 18:05 Total: 1:25

Teams	Sets	1	2	3	4	5	Total
GER	3	25	25	25			75
KOR	0	13	16	21			50
Set duration		0:21	0:24	0:27			1:12




GER • Germany



Spike

Succ. %
Limit: 15.00%

Rk	No	Name	Spikes	Faults	Shots	Total Attempts	Note
1	6	Kaliberda Denys	14	2	5	21	66.67
2	3	Schwarz Sebastian	6	-	5	11	54.55
3	9	Grozer György	6	2	4	12	50.00
-	8	Böhme Marcus	7	-	-	7	
-	15	Broshog Tim	5	-	2	7	
-	11	Kampa Lukas	-	-	1	1	
-	2	Steuerwald Markus	-	-	-	-	
-	5	Kühner Sebastian	-	-	-	-	
-	7	Westphal Dirk	-	-	-	-	
-	10	Schöps Jochen	-	-	-	-	
-	12	Tille Ferdinand	-	-	-	-	
-	18	Andrei Michael	-	-	-	-	
Others			-	-	-	-	
Total Team			38	4	17	59	64.41



Block

Avg. by set


Rk	No	Name	Kill Blocks	Faults	Rebounds	Total Attempts	Note
1	9	Grozer György	3	5	-	8	1.00
2	3	Schwarz Sebastian	2	1	1	4	0.67
2	11	Kampa Lukas	2	4	2	8	0.67
2	15	Broshog Tim	2	10	3	15	0.67
5	8	Böhme Marcus	1	11	2	14	0.33
-	2	Steuerwald Markus	-	-	-	-	
-	5	Kühner Sebastian	-	-	-	-	
-	6	Kaliberda Denys	-	-	2	2	
-	7	Westphal Dirk	-	-	-	-	
-	10	Schöps Jochen	-	-	-	-	
-	12	Tille Ferdinand	-	-	-	-	
-	18	Andrei Michael	-	-	-	-	
Others			-	-	-	-	
Total Team			10	31	10	51	3.33

Match: 54 **Date:** 07.09.2014 **Spectators:** 6'000
City: Katowice
Hall: Spodek
Match duration: Start: 16:40 End: 18:05 Total: 1:25

Teams	Sets	1	2	3	4	5	Total
GER	3	25	25	25			75
KOR	0	13	16	21			50
Set duration		0:21	0:24	0:27			1:12



GER • Germany



Serve

Avg. by set

Rk	No	Name	Aces	Faults	Serve Hits	Total Attempts	Note
1	11	Kampa Lukas	3	2	6	11	1.00
2	8	Böhme Marcus	1	-	11	12	0.33
2	15	Broshog Tim	1	-	11	12	0.33
2	3	Schwarz Sebastian	1	1	11	13	0.33
2	9	Grozer György	1	5	7	13	0.33
-	2	Steuerwald Markus	-	-	-	-	
-	7	Westphal Dirk	-	-	1	1	
-	10	Schöps Jochen	-	-	-	-	
-	12	Tille Ferdinand	-	-	-	-	
-	18	Andrei Michael	-	-	-	-	
-	6	Kaliberda Denys	-	1	8	9	
-	5	Kühner Sebastian	-	1	1	2	
Others			-	-	-	-	
Total Team			7	10	56	73	2.33

Team

Opponent errors & Team faults	20	-	20
-------------------------------	----	---	----



Dig

Avg. by set


Rk	No	Name	Digs	Faults	Receptions	Total Attempts	Note
1	6	Kaliberda Denys	9	-	-	9	3.00
2	3	Schwarz Sebastian	6	-	-	6	2.00
2	2	Steuerwald Markus	6	1	-	7	2.00
4	9	Grozer György	4	1	1	6	1.33
4	11	Kampa Lukas	4	1	-	5	1.33
6	8	Böhme Marcus	2	-	1	3	0.67
-	5	Kühner Sebastian	-	-	-	-	
-	7	Westphal Dirk	-	-	-	-	
-	10	Schöps Jochen	-	-	-	-	
-	12	Tille Ferdinand	-	-	-	-	
-	15	Broshog Tim	-	-	-	-	
-	18	Andrei Michael	-	-	-	-	
Others			-	-	-	-	
Total Team			31	3	2	36	10.33

Match: 54 **Date:** 07.09.2014 **Spectators:** 6'000
City: Katowice
Hall: Spodek
Match duration: Start: 16:40 End: 18:05 Total: 1:25

Teams	Sets	1	2	3	4	5	Total
GER	3	25	25	25			75
KOR	0	13	16	21			50
Set duration		0:21	0:24	0:27			1:12




GER • Germany



Set

Avg. by set

Rk	No	Name	Running Sets	Faults	Still Sets	Total Attempts	Note
1	11	Kampa Lukas	30	-	18	48	10.00
-	2	Steuerwald Markus	-	-	-	-	
-	3	Schwarz Sebastian	-	-	-	-	
-	5	Kühner Sebastian	-	-	-	-	
-	6	Kaliberda Denys	-	-	-	-	
-	7	Westphal Dirk	-	-	-	-	
-	8	Böhme Marcus	-	-	-	-	
-	9	Grozer György	-	-	-	-	
-	10	Schöps Jochen	-	-	-	-	
-	12	Tille Ferdinand	-	-	-	-	
-	15	Broshog Tim	-	-	-	-	
-	18	Andrei Michael	-	-	-	-	
Others			-	-	-	-	
Total Team			30	-	18	48	10.00



Reception

Eff. %
Limit: 25.00%

Rk	No	Name	Excellents	Faults	Serve Receptions	Total Attempts	Note
1	2	Steuerwald Markus	7	-	7	14	50.00
2	6	Kaliberda Denys	10	1	8	19	47.37
-	3	Schwarz Sebastian	2	1	6	9	
-	11	Kampa Lukas	-	-	1	1	
-	5	Kühner Sebastian	-	-	-	-	
-	7	Westphal Dirk	-	-	-	-	
-	8	Böhme Marcus	-	-	-	-	
-	9	Grozer György	-	-	-	-	
-	10	Schöps Jochen	-	-	-	-	
-	12	Tille Ferdinand	-	-	-	-	
-	15	Broshog Tim	-	-	-	-	
-	18	Andrei Michael	-	-	-	-	
Others			-	-	-	-	
Total Team			19	2	22	43	39.53

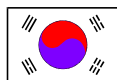
Match: 54 Date: 07.09.2014 Spectators: 6'000

City: Katowice


Hall: Spodek

Match duration: Start: 16:40 End: 18:05 Total: 1:25

Teams	Sets	1	2	3	4	5	Total
GER	3	25	25	25			75
KOR	0	13	16	21			50
Set duration		0:21	0:24	0:27			1:12




KOR • Korea



Spike

Succ. %
Limit: 15.00%

Rk	No	Name	Spikes	Faults	Shots	Total Attempts	Note
1	1	Song Myung-Geun	5	5	3	13	38.46
2	17	Seo Jae-Duck	10	8	13	31	32.26
-	12	Jeon Kwang-In	6	2	1	9	
-	9	Kwak Seung-Suk	4	2	1	7	
-	4	Shin Yung-Suk	4	-	2	6	
-	11	Choi Min-Ho	4	-	-	4	
-	2	Han Sun-Soo	-	-	-	-	
-	6	Lee Min-Gyu	-	-	-	-	
-	8	Park Sang-Ha	-	-	-	-	
-	10	Bu Yong-Chan	-	-	-	-	
-	13	Park Chul-Woo	-	-	-	-	
-	19	Jeong Minsu	-	-	-	-	
Others			-	-	-	-	
Total Team			33	17	20	70	47.14



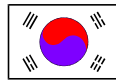
Block

Avg. by set


Rk	No	Name	Kill Blocks	Faults	Rebounds	Total Attempts	Note
1	1	Song Myung-Geun	1	2	-	3	0.33
-	8	Park Sang-Ha	-	-	-	-	
-	9	Kwak Seung-Suk	-	-	-	-	
-	10	Bu Yong-Chan	-	-	-	-	
-	19	Jeong Minsu	-	-	-	-	
-	17	Seo Jae-Duck	-	1	1	2	
-	6	Lee Min-Gyu	-	2	1	3	
-	2	Han Sun-Soo	-	4	1	5	
-	4	Shin Yung-Suk	-	17	4	21	
-	11	Choi Min-Ho	-	10	2	12	
-	12	Jeon Kwang-In	-	1	-	1	
-	13	Park Chul-Woo	-	2	-	2	
Others			-	-	-	-	
Total Team			1	39	9	49	0.33

Match: 54 **Date:** 07.09.2014 **Spectators:** 6'000
City: Katowice
Hall: Spodek
Match duration: Start: 16:40 End: 18:05 Total: 1:25

Teams	Sets	1	2	3	4	5	Total
GER	3	25	25	25			75
KOR	0	13	16	21			50
Set duration		0:21	0:24	0:27			1:12



KOR • Korea




Serve

Avg. by set

Rk	No	Name	Aces	Faults	Serve Hits	Total Attempts	Note
1	1	Song Myung-Geun	1	-	3	4	0.33
1	2	Han Sun-Soo	1	2	5	8	0.33
-	8	Park Sang-Ha	-	-	-	-	
-	10	Bu Yong-Chan	-	-	-	-	
-	11	Choi Min-Ho	-	-	8	8	
-	13	Park Chul-Woo	-	-	-	-	
-	19	Jeong Minsu	-	-	-	-	
-	9	Kwak Seung-Suk	-	1	8	9	
-	4	Shin Yung-Suk	-	1	7	8	
-	17	Seo Jae-Duck	-	2	7	9	
-	12	Jeon Kwang-In	-	1	2	3	
-	6	Lee Min-Gyu	-	2	1	3	
Others			-	-	-	-	
Total Team			2	9	41	52	0.67

Team

Opponent errors & Team faults	14	-	14
-------------------------------	----	---	----



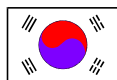
Dig

Avg. by set


Rk	No	Name	Digs	Faults	Receptions	Total Attempts	Note
1	9	Kwak Seung-Suk	9	-	2	11	3.00
2	19	Jeong Minsu	6	1	-	7	2.00
3	2	Han Sun-Soo	4	-	-	4	1.33
4	4	Shin Yung-Suk	3	-	-	3	1.00
4	10	Bu Yong-Chan	3	-	-	3	1.00
4	17	Seo Jae-Duck	3	-	-	3	1.00
4	6	Lee Min-Gyu	3	1	-	4	1.00
8	1	Song Myung-Geun	2	-	1	3	0.67
9	11	Choi Min-Ho	1	-	-	1	0.33
9	12	Jeon Kwang-In	1	-	1	2	0.33
-	8	Park Sang-Ha	-	-	-	-	
-	13	Park Chul-Woo	-	-	1	1	
Others			-	-	-	-	
Total Team			35	2	5	42	11.67

Match: 54 **Date:** 07.09.2014 **Spectators:** 6'000
City: Katowice
Hall: Spodek
Match duration: Start: 16:40 End: 18:05 Total: 1:25

Teams	Sets	1	2	3	4	5	Total
GER	3	25	25	25			75
KOR	0	13	16	21			50
Set duration		0:21	0:24	0:27			1:12




KOR • Korea



Set

Avg. by set

Rk	No	Name	Running Sets	Faults	Still Sets	Total Attempts	Note
1	6	Lee Min-Gyu	14	-	4	18	4.67
2	2	Han Sun-Soo	12	1	25	38	4.00
-	1	Song Myung-Geun	-	-	-	-	
-	4	Shin Yung-Suk	-	-	-	-	
-	8	Park Sang-Ha	-	-	-	-	
-	9	Kwak Seung-Suk	-	-	-	-	
-	10	Bu Yong-Chan	-	-	-	-	
-	11	Choi Min-Ho	-	-	-	-	
-	12	Jeon Kwang-In	-	-	-	-	
-	13	Park Chul-Woo	-	-	-	-	
-	17	Seo Jae-Duck	-	-	-	-	
-	19	Jeong Minsu	-	-	-	-	
Others			-	-	-	-	
Total Team			26	1	29	56	8.67



Reception

Eff. %
Limit: 25.00%


Rk	No	Name	Excellents	Faults	Serve Receptions	Total Attempts	Note
1	9	Kwak Seung-Suk	18	5	20	43	30.23
-	19	Jeong Minsu	1	-	7	8	
-	1	Song Myung-Geun	2	2	4	8	
-	17	Seo Jae-Duck	-	-	2	2	
-	4	Shin Yung-Suk	-	-	1	1	
-	12	Jeon Kwang-In	-	-	1	1	
-	2	Han Sun-Soo	-	-	-	-	
-	6	Lee Min-Gyu	-	-	-	-	
-	8	Park Sang-Ha	-	-	-	-	
-	10	Bu Yong-Chan	-	-	-	-	
-	11	Choi Min-Ho	-	-	-	-	
-	13	Park Chul-Woo	-	-	-	-	
Others			-	-	-	-	
Total Team			21	7	35	63	22.22

Match: 55 **Date:** 07.09.2014 **Spectators:** 6'900
City: Gdansk
Hall: Ergo Arena
Match duration: Start: 16:40 End: 18:19 Total: 1:39

Teams	Sets	1	2	3	4	5	Total
CAN	3	26	27	25			78
CHN	0	24	25	17			66
Set duration		0:28	0:31	0:27			1:26




CAN • Canada



Spike

Succ. %
Limit: 15.00%

Rk	No	Name	Spikes	Faults	Shots	Total Attempts	Note
1	7	Soonias Dallas	12	2	3	17	70.59
2	2	Perrin John Gordon	14	3	6	23	60.87
3	18	Hoag Nicholas	8	2	5	15	53.33
-	6	Duff Justin	6	-	1	7	
-	8	Simac Adam	2	-	1	3	
-	10	Van Lankvelt Toontje	-	1	1	2	
-	1	Sanders Tyler	1	-	-	1	
-	15	Winters Frederic	-	1	-	1	
-	3	Lewis Daniel	-	-	-	-	
-	5	Verhoeff Rudy	-	-	-	-	
-	9	Schneider Dustin	-	-	-	-	
-	17	Vigrass Graham	-	-	-	-	
Others			-	-	-	-	
Total Team			43	9	17	69	62.32



Block

Avg. by set


Rk	No	Name	Kill Blocks	Faults	Rebounds	Total Attempts	Note
1	2	Perrin John Gordon	2	3	4	9	0.67
1	8	Simac Adam	2	4	1	7	0.67
3	1	Sanders Tyler	1	-	3	4	0.33
3	6	Duff Justin	1	3	4	8	0.33
3	7	Soonias Dallas	1	3	1	5	0.33
-	3	Lewis Daniel	-	-	-	-	
-	5	Verhoeff Rudy	-	-	-	-	
-	9	Schneider Dustin	-	-	-	-	
-	10	Van Lankvelt Toontje	-	-	-	-	
-	15	Winters Frederic	-	-	-	-	
-	17	Vigrass Graham	-	-	-	-	
-	18	Hoag Nicholas	-	2	1	3	
Others			-	-	-	-	
Total Team			7	15	14	36	2.33

Match: 55 **Date:** 07.09.2014 **Spectators:** 6'900
City: Gdansk
Hall: Ergo Arena
Match duration: Start: 16:40 End: 18:19 Total: 1:39

Teams	Sets	1	2	3	4	5	Total
CAN	3	26	27	25			78
CHN	0	24	25	17			66
Set duration		0:28	0:31	0:27			1:26



CAN • Canada




Serve

Avg. by set

Rk	No	Name	Aces	Faults	Serve Hits	Total Attempts	Note
1	18	Hoag Nicholas	2	1	11	14	0.67
1	7	Soonias Dallas	2	1	9	12	0.67
1	2	Perrin John Gordon	2	2	6	10	0.67
4	1	Sanders Tyler	1	-	15	16	0.33
4	8	Simac Adam	1	2	10	13	0.33
-	3	Lewis Daniel	-	-	-	-	
-	5	Verhoeff Rudy	-	-	-	-	
-	9	Schneider Dustin	-	-	1	1	
-	10	Van Lankvelt Toontje	-	-	-	-	
-	15	Winters Frederic	-	-	-	-	
-	17	Vigrass Graham	-	-	-	-	
-	6	Duff Justin	-	1	9	10	
Others			-	-	-	-	
Total Team			8	7	61	76	2.67

Team

Opponent errors & Team faults	20	-	20
-------------------------------	----	---	----



Dig

Avg. by set


Rk	No	Name	Digs	Faults	Receptions	Total Attempts	Note
1	3	Lewis Daniel	11	2	3	16	3.67
2	2	Perrin John Gordon	4	-	1	5	1.33
2	18	Hoag Nicholas	4	3	-	7	1.33
4	1	Sanders Tyler	3	1	-	4	1.00
5	7	Soonias Dallas	2	1	1	4	0.67
6	8	Simac Adam	1	-	2	3	0.33
-	5	Verhoeff Rudy	-	-	-	-	
-	9	Schneider Dustin	-	-	-	-	
-	10	Van Lankvelt Toontje	-	-	-	-	
-	15	Winters Frederic	-	-	-	-	
-	17	Vigrass Graham	-	-	-	-	
-	6	Duff Justin	-	1	1	2	
Others			-	18	-	18	
Total Team			25	26	8	59	8.33

Match: 55 **Date:** 07.09.2014 **Spectators:** 6'900
City: Gdansk
Hall: Ergo Arena
Match duration: Start: 16:40 End: 18:19 Total: 1:39

Teams	Sets	1	2	3	4	5	Total
CAN	3	26	27	25			78
CHN	0	24	25	17			66
Set duration		0:28	0:31	0:27			1:26




CAN • Canada



Set

Avg. by set

Rk	No	Name	Running Sets	Faults	Still Sets	Total Attempts	Note
1	1	Sanders Tyler	20	-	29	49	6.67
2	9	Schneider Dustin	2	-	6	8	0.67
-	2	Perrin John Gordon	-	-	2	2	
-	3	Lewis Daniel	-	-	3	3	
-	5	Verhoeff Rudy	-	-	-	-	
-	6	Duff Justin	-	-	-	-	
-	7	Soonias Dallas	-	-	-	-	
-	8	Simac Adam	-	-	-	-	
-	10	Van Lankvelt Toontje	-	-	-	-	
-	15	Winters Frederic	-	-	-	-	
-	17	Vigrass Graham	-	-	-	-	
-	18	Hoag Nicholas	-	-	-	-	
Others			-	-	-	-	
Total Team			22	-	40	62	7.33



Reception

Eff. %
Limit: 25.00%

Rk	No	Name	Excellents	Faults	Serve Receptions	Total Attempts	Note
1	3	Lewis Daniel	10	2	7	19	42.11
2	18	Hoag Nicholas	5	3	17	25	8.00
-	2	Perrin John Gordon	1	-	4	5	
-	8	Simac Adam	1	-	1	2	
-	5	Verhoeff Rudy	-	-	-	-	
-	6	Duff Justin	-	-	-	-	
-	9	Schneider Dustin	-	-	-	-	
-	10	Van Lankvelt Toontje	-	-	-	-	
-	17	Vigrass Graham	-	-	-	-	
-	15	Winters Frederic	1	2	1	4	
-	1	Sanders Tyler	-	1	-	1	
-	7	Soonias Dallas	-	1	-	1	
Others			-	-	-	-	
Total Team			18	9	30	57	15.79


Match: 55 Date: 07.09.2014 Spectators: 6'900

City: Gdansk


Hall: Ergo Arena

Match duration: Start: 16:40 End: 18:19 Total: 1:39

Teams	Sets	1	2	3	4	5	Total
CAN	3	26	27	25			78
CHN	0	24	25	17			66
Set duration		0:28	0:31	0:27			1:26




CHN • China



Spike

Succ. %
Limit: 15.00%

Rk	No	Name	Spikes	Faults	Shots	Total Attempts	Note
1	8	Cui Jianjun	14	5	3	22	63.64
2	3	Yuan Zhi	11	7	9	27	40.74
-	11	Geng Xin	3	1	5	9	
-	7	Zhong Weijun	3	-	5	8	
-	13	Kou Zhichao	2	1	3	6	
-	6	Liang Chunlong	3	-	2	5	
-	9	Jiao Shuai	1	-	-	1	
-	15	Li Runming	-	-	1	1	
-	18	Ji Daoshuai	-	-	1	1	
-	12	Kong Fanwei	-	-	-	-	
-	14	Xu Jingtao	-	-	-	-	
-	16	Ren Qi	-	-	-	-	
Others			-	-	-	-	
Total Team			37	14	29	80	46.25




Block

Avg. by set

Rk	No	Name	Kill Blocks	Faults	Rebounds	Total Attempts	Note
1	18	Ji Daoshuai	2	1	1	4	0.67
2	3	Yuan Zhi	1	2	3	6	0.33
2	6	Liang Chunlong	1	6	3	10	0.33
2	11	Geng Xin	1	5	2	8	0.33
-	7	Zhong Weijun	-	-	-	-	
-	9	Jiao Shuai	-	-	3	3	
-	12	Kong Fanwei	-	-	-	-	
-	13	Kou Zhichao	-	-	-	-	
-	14	Xu Jingtao	-	-	-	-	
-	15	Li Runming	-	-	-	-	
-	16	Ren Qi	-	-	-	-	
-	8	Cui Jianjun	-	4	-	4	
Others			-	-	-	-	
Total Team			5	18	12	35	1.67


Match: 55 Date: 07.09.2014 Spectators: 6'900
 City: Gdansk
 Hall: Ergo Arena
 Match duration: Start: 16:40 End: 18:19 Total: 1:39

Teams	Sets	1	2	3	4	5	Total
CAN	3	26	27	25			78
CHN	0	24	25	17			66
Set duration		0:28	0:31	0:27			1:26



CHN • China

Rk	No	Name	Aces	Faults	Serve Hits	Total Attempts	Note
1	3	Yuan Zhi	4	1	8	13	1.33
2	8	Cui Jianjun	3	4	5	12	1.00
3	11	Geng Xin	1	1	9	11	0.33
3	18	Ji Daoshuai	1	1	-	2	0.33
-	6	Liang Chunlong	-	-	6	6	
-	9	Jiao Shuai	-	-	8	8	
-	12	Kong Fanwei	-	-	-	-	
-	14	Xu Jingtao	-	-	-	-	
-	15	Li Runming	-	-	1	1	
-	16	Ren Qi	-	-	-	-	
-	7	Zhong Weijun	-	2	7	9	
-	13	Kou Zhichao	-	2	4	6	
Others			-	-	-	-	
Total Team			9	11	48	68	3.00




Serve

Avg. by set

Team	Opponent errors & Team faults	Aces	Faults	Total Attempts
		15	-	15

Rk	No	Name	Digs	Faults	Receptions	Total Attempts	Note
1	8	Cui Jianjun	5	2	3	10	1.67
2	16	Ren Qi	4	-	4	8	1.33
3	9	Jiao Shuai	2	1	2	5	0.67
4	7	Zhong Weijun	1	-	3	4	0.33
4	15	Li Runming	1	-	1	2	0.33
4	3	Yuan Zhi	1	1	3	5	0.33
-	6	Liang Chunlong	-	-	3	3	
-	11	Geng Xin	-	-	2	2	
-	12	Kong Fanwei	-	-	1	1	
-	13	Kou Zhichao	-	-	-	-	
-	14	Xu Jingtao	-	-	-	-	
-	18	Ji Daoshuai	-	-	-	-	
Others			-	22	-	22	
Total Team			14	26	22	62	4.67



Dig

Avg. by set




Match: 55 **Date:** 07.09.2014 **Spectators:** 6'900
City: Gdansk
Hall: Ergo Arena
Match duration: Start: 16:40 End: 18:19 Total: 1:39

Teams	Sets	1	2	3	4	5	Total
CAN	3	26	27	25			78
CHN	0	24	25	17			66
Set duration		0:28	0:31	0:27			1:26




CHN • China



Set

Avg. by set

Rk	No	Name	Running Sets	Faults	Still Sets	Total Attempts	Note
1	9	Jiao Shuai	18	-	38	56	6.00
2	15	Li Runming	4	-	1	5	1.33
-	3	Yuan Zhi	-	-	-	-	
-	7	Zhong Weijun	-	-	1	1	
-	8	Cui Jianjun	-	-	-	-	
-	11	Geng Xin	-	-	-	-	
-	12	Kong Fanwei	-	-	-	-	
-	13	Kou Zhichao	-	-	-	-	
-	14	Xu Jingtao	-	-	-	-	
-	16	Ren Qi	-	-	4	4	
-	18	Ji Daoshuai	-	-	-	-	
-	6	Liang Chunlong	-	1	-	1	
Others			-	-	-	-	
Total Team			22	1	44	67	7.33



Reception

Eff. %
Limit: 25.00%


Rk	No	Name	Excellents	Faults	Serve Receptions	Total Attempts	Note
1	8	Cui Jianjun	14	1	8	23	56.52
2	7	Zhong Weijun	8	2	10	20	30.00
-	16	Ren Qi	4	2	8	14	
-	18	Ji Daoshuai	6	2	2	10	
-	6	Liang Chunlong	-	-	1	1	
-	3	Yuan Zhi	-	-	-	-	
-	9	Jiao Shuai	-	-	-	-	
-	12	Kong Fanwei	-	-	-	-	
-	13	Kou Zhichao	-	-	-	-	
-	14	Xu Jingtao	-	-	-	-	
-	15	Li Runming	-	-	-	-	
-	11	Geng Xin	-	1	-	1	
Others			-	-	-	-	
Total Team			32	8	29	69	34.78

Match: 56 **Date:** 07.09.2014 **Spectators:** 8'800
City: Kraków
Hall: Krakow Arena
Match duration: **Start:** 16:40 **End:** 18:17 **Total:** 1:37

Teams	Sets	1	2	3	4	5	Total
IRI	3	25	25	25			75
PUR	0	17	22	14			53
Set duration		0:26	0:30	0:28			1:24




IRI • Iran



Spike

Succ. %
Limit: 15.00%

Rk	No	Name	Spikes	Faults	Shots	Total Attempts	Note
1	1	Mahmoudi Shahram	12	1	9	22	54.55
2	12	Mirzajanpour M. Mojtaba	5	2	7	14	35.71
-	5	Ghaemi Farhad	2	3	6	11	
-	6	Mousavi Eraghi Seyed Mohammad	4	1	5	10	
-	15	Tashakori Armin	4	1	4	9	
-	4	Marouflakrani Mir Saeid	2	-	6	8	
-	2	Ebadipour Ghara H. Milad	-	-	1	1	
-	3	Faezi Saman	-	-	-	-	
-	8	Zarif Ahangaran V. Farhad	-	-	-	-	
-	10	Ghafour Amir	-	-	-	-	
-	13	Mahdavi Mehdi	-	-	-	-	
-	16	Alizadeh Gh. Abdolreza	-	-	-	-	
Others			-	-	-	-	
Total Team			29	8	38	75	38.67



Block

Avg. by set

Rk	No	Name	Kill Blocks	Faults	Rebounds	Total Attempts	Note
1	6	Mousavi Eraghi Seyed Mohammad	8	4	3	15	2.67
2	12	Mirzajanpour M. Mojtaba	3	2	1	6	1.00
3	15	Tashakori Armin	2	4	12	18	0.67
4	4	Marouflakrani Mir Saeid	1	-	3	4	0.33
4	2	Ebadipour Ghara H. Milad	1	1	2	4	0.33
4	1	Mahmoudi Shahram	1	4	2	7	0.33
-	3	Faezi Saman	-	-	-	-	
-	8	Zarif Ahangaran V. Farhad	-	-	-	-	
-	10	Ghafour Amir	-	-	-	-	
-	13	Mahdavi Mehdi	-	-	-	-	
-	16	Alizadeh Gh. Abdolreza	-	-	-	-	
-	5	Ghaemi Farhad	-	4	-	4	
Others			-	-	-	-	
Total Team			16	19	23	58	5.33


Match: 56 **Date:** 07.09.2014 **Spectators:** 8'800
City: Kraków
Hall: Krakow Arena
Match duration: Start: 16:40 End: 18:17 Total: 1:37

Teams	Sets	1	2	3	4	5	Total
IRI	3	25	25	25			75
PUR	0	17	22	14			53
Set duration		0:26	0:30	0:28			1:24



IRI • Iran

Rk	No	Name	Aces	Faults	Serve Hits	Total Attempts	Note
1	5	Ghaemi Farhad	1	-	7	8	0.33
1	12	Mirzajanpour M. Mojtaba	1	2	9	12	0.33
-	3	Faezi Saman	-	-	1	1	
-	8	Zarif Ahangaran V. Farhad	-	-	-	-	
-	10	Ghafour Amir	-	-	-	-	
-	13	Mahdavi Mehdi	-	-	-	-	
-	16	Alizadeh Gh. Abdolreza	-	-	-	-	
-	15	Tashakori Armin	-	1	13	14	
-	4	Marouflakrani Mir Saeid	-	2	15	17	
-	6	Mousavi Eraghi Seyed Mohammad	-	1	7	8	
-	1	Mahmoudi Shahram	-	3	9	12	
-	2	Ebadipour Ghara H. Milad	-	1	-	1	
Others			-	-	-	-	
Total Team			2	10	61	73	0.67




Serve

Avg. by set

Team	Opponent errors & Team faults	Aces	Faults	Total Attempts	Note
	Opponent errors & Team faults	28	-	28	

Rk	No	Name	Digs	Faults	Receptions	Total Attempts	Note
1	8	Zarif Ahangaran V. Farhad	15	1	1	17	5.00
2	5	Ghaemi Farhad	6	2	1	9	2.00
3	4	Marouflakrani Mir Saeid	4	1	1	6	1.33
3	12	Mirzajanpour M. Mojtaba	4	3	1	8	1.33
3	1	Mahmoudi Shahram	4	5	-	9	1.33
6	6	Mousavi Eraghi Seyed Mohammad	2	-	-	2	0.67
7	16	Alizadeh Gh. Abdolreza	1	-	-	1	0.33
7	15	Tashakori Armin	1	1	2	4	0.33
-	2	Ebadipour Ghara H. Milad	-	-	-	-	
-	3	Faezi Saman	-	-	-	-	
-	10	Ghafour Amir	-	-	-	-	
-	13	Mahdavi Mehdi	-	-	-	-	
Others			-	-	-	-	
Total Team			37	13	6	56	12.33



Dig


Avg. by set

Match: 56 **Date:** 07.09.2014 **Spectators:** 8'800
City: Kraków
Hall: Krakow Arena
Match duration: Start: 16:40 End: 18:17 Total: 1:37

Teams	Sets	1	2	3	4	5	Total
IRI	3	25	25	25			75
PUR	0	17	22	14			53
Set duration		0:26	0:30	0:28			1:24




IRI • Iran



Set

Avg. by set

Rk	No	Name	Running Sets	Faults	Still Sets	Total Attempts	Note
1	4	Marouflakrani Mir Saeid	21	1	32	54	7.00
-	1	Mahmoudi Shahram	-	-	-	-	
-	2	Ebadipour Ghara H. Milad	-	-	-	-	
-	3	Faezi Saman	-	-	-	-	
-	5	Ghaemi Farhad	-	-	-	-	
-	6	Mousavi Eraghi Seyed Mohammad	-	-	-	-	
-	8	Zarif Ahangaran V. Farhad	-	-	-	-	
-	10	Ghafour Amir	-	-	-	-	
-	12	Mirzajanpour M. Mojtaba	-	-	-	-	
-	13	Mahdavi Mehdi	-	-	2	2	
-	15	Tashakori Armin	-	-	-	-	
-	16	Alizadeh Gh. Abdolreza	-	-	-	-	
Others			-	-	-	-	
Total Team			21	1	34	56	7.00



Reception

Eff. %
Limit: 25.00%


Rk	No	Name	Excellents	Faults	Serve Receptions	Total Attempts	Note
1	5	Ghaemi Farhad	12	1	4	17	64.71
2	8	Zarif Ahangaran V. Farhad	7	1	7	15	40.00
-	12	Mirzajanpour M. Mojtaba	1	-	6	7	
-	2	Ebadipour Ghara H. Milad	2	-	-	2	
-	16	Alizadeh Gh. Abdolreza	1	-	-	1	
-	1	Mahmoudi Shahram	-	-	-	-	
-	3	Faezi Saman	-	-	-	-	
-	4	Marouflakrani Mir Saeid	-	-	-	-	
-	6	Mousavi Eraghi Seyed Mohammad	-	-	-	-	
-	10	Ghafour Amir	-	-	-	-	
-	13	Mahdavi Mehdi	-	-	-	-	
-	15	Tashakori Armin	-	-	-	-	
Others			-	-	-	-	
Total Team			23	2	17	42	50.00

Match: 56 **Date:** 07.09.2014 **Spectators:** 8'800
City: Kraków
Hall: Krakow Arena
Match duration: Start: 16:40 End: 18:17 Total: 1:37

Teams	Sets	1	2	3	4	5	Total
IRI	3	25	25	25			75
PUR	0	17	22	14			53
Set duration		0:26	0:30	0:28			1:24




PUR • Puerto Rico



Spike

Succ. %
Limit: 15.00%

Rk	No	Name	Spikes	Faults	Shots	Total Attempts	Note
1	11	Torres Maurice	9	5	3	17	52.94
2	10	Cruz Ezequiel	7	4	5	16	43.75
3	1	Rivera Jose	3	3	8	14	21.43
4	16	Rivera Jackson	2	3	8	13	15.38
-	5	Muñiz Roberto	2	3	4	9	
-	14	Roman Mannix	2	3	2	7	
-	2	Goas Edgardo	2	1	1	4	
-	19	Ortiz Jean Carlos	1	1	1	3	
-	4	Del Valle Dennis	-	-	-	-	
-	12	Soto Hector	-	-	-	-	
-	17	Sierra Pedrito	-	-	-	-	
-	20	Morales Fernando	-	-	-	-	
Others			-	-	-	-	
Total Team			28	23	32	83	33.73



Block

Avg. by set


Rk	No	Name	Kill Blocks	Faults	Rebounds	Total Attempts	Note
1	2	Goas Edgardo	1	-	3	4	0.33
1	5	Muñiz Roberto	1	6	5	12	0.33
1	14	Roman Mannix	1	4	2	7	0.33
1	1	Rivera Jose	1	5	2	8	0.33
-	4	Del Valle Dennis	-	-	-	-	
-	12	Soto Hector	-	-	-	-	
-	17	Sierra Pedrito	-	-	-	-	
-	19	Ortiz Jean Carlos	-	-	-	-	
-	20	Morales Fernando	-	-	-	-	
-	16	Rivera Jackson	-	1	1	2	
-	10	Cruz Ezequiel	-	2	-	2	
-	11	Torres Maurice	-	6	-	6	
Others			-	-	-	-	
Total Team			4	24	13	41	1.33

Match: 56 **Date:** 07.09.2014 **Spectators:** 8'800
City: Kraków
Hall: Krakow Arena
Match duration: Start: 16:40 End: 18:17 Total: 1:37

Teams	Sets	1	2	3	4	5	Total
IRI	3	25	25	25			75
PUR	0	17	22	14			53
Set duration		0:26	0:30	0:28			1:24



PUR • Puerto Rico




Serve

Avg. by set

Rk	No	Name	Aces	Faults	Serve Hits	Total Attempts	Note
1	11	Torres Maurice	1	1	6	8	0.33
1	14	Roman Mannix	1	2	7	10	0.33
-	4	Del Valle Dennis	-	-	-	-	
-	10	Cruz Ezequiel	-	-	5	5	
-	12	Soto Hector	-	-	-	-	
-	16	Rivera Jackson	-	-	3	3	
-	17	Sierra Pedrito	-	-	-	-	
-	20	Morales Fernando	-	-	-	-	
-	2	Goas Edgardo	-	1	10	11	
-	1	Rivera Jose	-	3	5	8	
-	5	Muñiz Roberto	-	5	4	9	
-	19	Ortiz Jean Carlos	-	1	-	1	
Others			-	-	-	-	
Total Team			2	13	40	55	0.67

Team

Opponent errors & Team faults	19	-	19
-------------------------------	----	---	----



Dig

Avg. by set


Rk	No	Name	Digs	Faults	Receptions	Total Attempts	Note
1	4	Del Valle Dennis	17	2	4	23	5.67
2	1	Rivera Jose	10	-	2	12	3.33
2	2	Goas Edgardo	10	5	-	15	3.33
4	16	Rivera Jackson	5	-	1	6	1.67
5	10	Cruz Ezequiel	4	-	1	5	1.33
5	11	Torres Maurice	4	3	3	10	1.33
7	14	Roman Mannix	1	-	-	1	0.33
7	20	Morales Fernando	1	1	1	3	0.33
7	5	Muñiz Roberto	1	1	-	2	0.33
-	12	Soto Hector	-	-	-	-	
-	17	Sierra Pedrito	-	-	-	-	
-	19	Ortiz Jean Carlos	-	-	-	-	
Others			-	-	-	-	
Total Team			53	12	12	77	17.67

Match: 56 **Date:** 07.09.2014 **Spectators:** 8'800
City: Kraków
Hall: Krakow Arena
Match duration: **Start:** 16:40 **End:** 18:17 **Total:** 1:37

Teams	Sets	1	2	3	4	5	Total
IRI	3	25	25	25			75
PUR	0	17	22	14			53
Set duration		0:26	0:30	0:28			1:24




PUR • Puerto Rico



Set

Avg. by set

Rk	No	Name	Running Sets	Faults	Still Sets	Total Attempts	Note
1	2	Goas Edgardo	13	1	49	63	4.33
-	1	Rivera Jose	-	-	-	-	
-	4	Del Valle Dennis	-	-	-	-	
-	5	Muñiz Roberto	-	-	-	-	
-	10	Cruz Ezequiel	-	-	-	-	
-	11	Torres Maurice	-	-	-	-	
-	12	Soto Hector	-	-	-	-	
-	14	Roman Mannix	-	-	-	-	
-	16	Rivera Jackson	-	-	-	-	
-	17	Sierra Pedrito	-	-	-	-	
-	19	Ortiz Jean Carlos	-	-	-	-	
-	20	Morales Fernando	-	-	3	3	
Others			-	-	-	-	
Total Team			13	1	52	66	4.33



Reception

Eff. %
Limit: 25.00%


Rk	No	Name	Excellents	Faults	Serve Receptions	Total Attempts	Note
1	4	Del Valle Dennis	6	-	17	23	26.09
2	16	Rivera Jackson	4	1	12	17	17.65
3	1	Rivera Jose	3	1	13	17	11.76
-	10	Cruz Ezequiel	1	-	3	4	
-	5	Muñiz Roberto	-	-	1	1	
-	14	Roman Mannix	-	-	1	1	
-	2	Goas Edgardo	-	-	-	-	
-	11	Torres Maurice	-	-	-	-	
-	12	Soto Hector	-	-	-	-	
-	17	Sierra Pedrito	-	-	-	-	
-	19	Ortiz Jean Carlos	-	-	-	-	
-	20	Morales Fernando	-	-	-	-	
Others			-	-	-	-	
Total Team			14	2	47	63	19.05

Match: 57 **Date:** 07.09.2014 **Spectators:** 3'149
City: Wroclaw
Hall: Hala Stulecia
Match duration: Start: 20:25 End: 22:33 Total: 2:08

Teams	Sets	1	2	3	4	5	Total
SRB	3	25	24	29	25		103
CMR	1	21	26	27	17		91
Set duration		0:27	0:29	0:33	0:23		1:52




SRB • Serbia



Spike

Succ. %
Limit: 15.00%

Rk	No	Name	Spikes	Faults	Shots	Total Attempts	Note
1	2	Kovacevic Uros	19	7	7	33	57.58
2	15	Starovic Sasa	14	4	7	25	56.00
3	3	Ivovic Marko	14	4	10	28	50.00
-	7	Stankovic Dragan	6	3	2	11	
-	20	Lisinac Srecko	6	2	1	9	
-	5	Petkovic Vlado	2	-	-	2	
-	1	Kovacevic Nikola	-	-	-	-	
-	4	Petric Nemanja	-	-	-	-	
-	9	Jovovic Nikola	-	-	-	-	
-	14	Atanasijevic Aleksandar	-	-	-	-	
-	17	Majstorovic Neven	-	-	-	-	
-	18	Podrascanin Marko	-	-	-	-	
Others			-	-	-	-	
Total Team			61	20	27	108	56.48



Block

Avg. by set

Rk	No	Name	Kill Blocks	Faults	Rebounds	Total Attempts	Note
1	7	Stankovic Dragan	3	16	6	25	0.75
1	20	Lisinac Srecko	3	12	2	17	0.75
3	3	Ivovic Marko	2	3	4	9	0.50
4	2	Kovacevic Uros	1	3	3	7	0.25
4	5	Petkovic Vlado	1	6	3	10	0.25
4	15	Starovic Sasa	1	6	3	10	0.25
-	1	Kovacevic Nikola	-	-	-	-	
-	4	Petric Nemanja	-	-	-	-	
-	9	Jovovic Nikola	-	-	-	-	
-	14	Atanasijevic Aleksandar	-	-	-	-	
-	17	Majstorovic Neven	-	-	-	-	
-	18	Podrascanin Marko	-	-	-	-	
Others			-	-	-	-	
Total Team			11	46	21	78	2.75

Match: 57 **Date:** 07.09.2014 **Spectators:** 3'149
City: Wroclaw
Hall: Hala Stulecia
Match duration: Start: 20:25 End: 22:33 Total: 2:08

Teams	Sets	1	2	3	4	5	Total
SRB	3	25	24	29	25		103
CMR	1	21	26	27	17		91
Set duration		0:27	0:29	0:33	0:23		1:52



SRB • Serbia

Rk	No	Name	Aces	Faults	Serve Hits	Total Attempts	Note
1	3	Ivovic Marko	3	4	10	17	0.75
2	15	Starovic Sasa	2	6	8	16	0.50
3	5	Petkovic Vlado	1	1	15	17	0.25
3	2	Kovacevic Uros	1	2	16	19	0.25
-	1	Kovacevic Nikola	-	-	-	-	
-	4	Petric Nemanja	-	-	-	-	
-	9	Jovovic Nikola	-	-	2	2	
-	14	Atanasijevic Aleksandar	-	-	-	-	
-	17	Majstorovic Neven	-	-	-	-	
-	18	Podrascanin Marko	-	-	-	-	
-	20	Lisinac Srecko	-	1	15	16	
-	7	Stankovic Dragan	-	4	11	15	
Others			-	-	-	-	
Total Team			7	18	77	102	1.75

Team	Opponent errors & Team faults	Aces	Faults	Total Attempts
		24	-	24

Rk	No	Name	Digs	Faults	Receptions	Total Attempts	Note
1	17	Majstorovic Neven	16	1	1	18	4.00
2	5	Petkovic Vlado	13	-	1	14	3.25
3	2	Kovacevic Uros	10	-	2	12	2.50
4	3	Ivovic Marko	9	-	1	10	2.25
5	20	Lisinac Srecko	4	-	-	4	1.00
6	7	Stankovic Dragan	3	-	-	3	0.75
6	15	Starovic Sasa	3	-	1	4	0.75
-	1	Kovacevic Nikola	-	-	-	-	
-	4	Petric Nemanja	-	-	-	-	
-	9	Jovovic Nikola	-	-	-	-	
-	14	Atanasijevic Aleksandar	-	-	-	-	
-	18	Podrascanin Marko	-	-	-	-	
Others			-	-	-	-	
Total Team			58	1	6	65	14.50

Match: 57 Date: 07.09.2014 Spectators: 3'149

City: Wrocław


Hall: Hala Stulecia

Match duration: Start: 20:25 End: 22:33 Total: 2:08

Teams	Sets	1	2	3	4	5	Total
SRB	3	25	24	29	25		103
CMR	1	21	26	27	17		91
Set duration		0:27	0:29	0:33	0:23		1:52




SRB • Serbia



Set

Avg. by set

Rk	No	Name	Running Sets	Faults	Still Sets	Total Attempts	Note
1	5	Petkovic Vlado	44	2	38	84	11.00
2	2	Kovacevic Uros	1	-	-	1	0.25
-	1	Kovacevic Nikola	-	-	-	-	
-	3	Ivovic Marko	-	-	-	-	
-	4	Petric Nemanja	-	-	-	-	
-	7	Stankovic Dragan	-	-	-	-	
-	9	Jovovic Nikola	-	-	-	-	
-	14	Atanasijevic Aleksandar	-	-	-	-	
-	15	Starovic Sasa	-	-	-	-	
-	17	Majstorovic Neven	-	-	-	-	
-	18	Podrascanin Marko	-	-	-	-	
-	20	Lisinac Srecko	-	-	-	-	
Others			-	-	-	-	
Total Team			45	2	38	85	11.25



Reception

Eff. %
Limit: 25.00%


Rk	No	Name	Excellents	Faults	Serve Receptions	Total Attempts	Note
1	3	Ivovic Marko	20	2	21	43	41.86
2	2	Kovacevic Uros	12	2	11	25	40.00
-	17	Majstorovic Neven	8	-	4	12	
-	1	Kovacevic Nikola	-	-	-	-	
-	4	Petric Nemanja	-	-	-	-	
-	5	Petkovic Vlado	-	-	-	-	
-	7	Stankovic Dragan	-	-	-	-	
-	9	Jovovic Nikola	-	-	-	-	
-	14	Atanasijevic Aleksandar	-	-	-	-	
-	15	Starovic Sasa	-	-	-	-	
-	18	Podrascanin Marko	-	-	-	-	
-	20	Lisinac Srecko	-	-	-	-	
Others			-	-	-	-	
Total Team			40	4	36	80	45.00

Match: 57 **Date:** 07.09.2014 **Spectators:** 3'149
City: Wroclaw
Hall: Hala Stulecia
Match duration: Start: 20:25 End: 22:33 Total: 2:08

Teams	Sets	1	2	3	4	5	Total
SRB	3	25	24	29	25		103
CMR	1	21	26	27	17		91
Set duration		0:27	0:29	0:33	0:23		1:52




CMR • Cameroon



Spike

Succ. %
Limit: 15.00%

Rk	No	Name	Spikes	Faults	Shots	Total Attempts	Note
1	14	Wounembaina Nathan	15	3	12	30	50.00
2	7	Ndaki Mboulet Jean Patrice	14	9	7	30	46.67
-	6	Dolegombai Sem	8	3	3	14	
-	10	Moussa Maliki	5	1	7	13	
-	9	Kofane Boyomo Joseph Herve	5	2	4	11	
-	18	Feughouo David	-	1	2	3	
-	2	Mbutngam Ahmed Awal	-	-	2	2	
-	15	Kody Bitjaa Yvan Arthur	1	-	-	1	
-	1	Nongni Zanguim Mefani Olivier	-	-	-	-	
-	3	Kari Adeke Georges	-	-	-	-	
-	8	Nyabeye Jean Junior	-	-	-	-	
-	16	Fossi Kamto Alain	-	-	-	-	
Others			-	-	-	-	
Total Team			48	19	37	104	46.15



Block

Avg. by set

Rk	No	Name	Kill Blocks	Faults	Rebounds	Total Attempts	Note
1	6	Dolegombai Sem	3	13	7	23	0.75
1	9	Kofane Boyomo Joseph Herve	3	12	1	16	0.75
3	14	Wounembaina Nathan	1	3	2	6	0.25
3	7	Ndaki Mboulet Jean Patrice	1	5	2	8	0.25
3	2	Mbutngam Ahmed Awal	1	7	3	11	0.25
3	10	Moussa Maliki	1	8	3	12	0.25
-	1	Nongni Zanguim Mefani Olivier	-	-	-	-	
-	3	Kari Adeke Georges	-	-	-	-	
-	8	Nyabeye Jean Junior	-	-	1	1	
-	16	Fossi Kamto Alain	-	-	-	-	
-	18	Feughouo David	-	-	-	-	
-	15	Kody Bitjaa Yvan Arthur	-	1	-	1	
Others			-	-	-	-	
Total Team			10	49	19	78	2.50


Match: 57 **Date:** 07.09.2014 **Spectators:** 3'149
City: Wroclaw
Hall: Hala Stulecia
Match duration: Start: 20:25 End: 22:33 Total: 2:08

Teams	Sets	1	2	3	4	5	Total
SRB	3	25	24	29	25		103
CMR	1	21	26	27	17		91
Set duration		0:27	0:29	0:33	0:23		1:52



CMR • Cameroon

Rk	No	Name	Aces	Faults	Serve Hits	Total Attempts	Note
1	14	Wounembaina Nathan	2	4	10	16	0.50
2	7	Ndaki Mboulet Jean Patrice	1	2	9	12	0.25
-	1	Nongni Zanguim Mefani Olivier	-	-	-	-	
-	3	Kari Adeke Georges	-	-	-	-	
-	6	Dolegombai Sem	-	-	16	16	
-	8	Nyabeye Jean Junior	-	-	-	-	
-	15	Kody Bitjaa Yvan Arthur	-	-	-	-	
-	16	Fossi Kamto Alain	-	-	-	-	
-	2	Mbutngam Ahmed Awal	-	1	17	18	
-	10	Moussa Maliki	-	2	14	16	
-	9	Kofane Boyomo Joseph Herve	-	2	10	12	
-	18	Feughouo David	-	1	1	2	
Others			-	-	-	-	
Total Team			3	12	77	92	0.75




Serve

Avg. by set

Team	Opponent errors & Team faults	Aces	Faults	Receptions	Total Attempts	Note
	Opponent errors & Team faults	30	-		30	

Rk	No	Name	Digs	Faults	Receptions	Total Attempts	Note
1	10	Moussa Maliki	15	1	1	17	3.75
2	16	Fossi Kamto Alain	8	1	-	9	2.00
2	2	Mbutngam Ahmed Awal	8	3	1	12	2.00
4	7	Ndaki Mboulet Jean Patrice	6	-	1	7	1.50
5	6	Dolegombai Sem	4	2	-	6	1.00
5	14	Wounembaina Nathan	4	4	2	10	1.00
7	9	Kofane Boyomo Joseph Herve	1	-	-	1	0.25
-	1	Nongni Zanguim Mefani Olivier	-	-	-	-	
-	3	Kari Adeke Georges	-	-	-	-	
-	8	Nyabeye Jean Junior	-	-	-	-	
-	18	Feughouo David	-	-	-	-	
-	15	Kody Bitjaa Yvan Arthur	-	1	-	1	
Others			-	-	-	-	
Total Team			46	12	5	63	11.50



Dig


Avg. by set

Match: 57 **Date:** 07.09.2014 **Spectators:** 3'149
City: Wroclaw
Hall: Hala Stulecia
Match duration: Start: 20:25 End: 22:33 Total: 2:08

Teams	Sets	1	2	3	4	5	Total
SRB	3	25	24	29	25		103
CMR	1	21	26	27	17		91
Set duration		0:27	0:29	0:33	0:23		1:52




CMR • Cameroon



Set

Avg. by set

Rk	No	Name	Running Sets	Faults	Still Sets	Total Attempts	Note
1	2	Mbutngam Ahmed Awal	32	2	50	84	8.00
2	3	Kari Adeke Georges	2	1	4	7	0.50
-	1	Nongni Zanguim Mefani Olivier	-	-	-	-	
-	6	Dolegombai Sem	-	-	-	-	
-	7	Ndaki Mboulet Jean Patrice	-	-	-	-	
-	8	Nyabeye Jean Junior	-	-	-	-	
-	9	Kofane Boyomo Joseph Herve	-	-	-	-	
-	10	Moussa Maliki	-	-	-	-	
-	14	Wounembaina Nathan	-	-	-	-	
-	15	Kody Bitjaa Yvan Arthur	-	-	-	-	
-	16	Fossi Kamto Alain	-	-	-	-	
-	18	Feughouo David	-	-	-	-	
Others			-	-	-	-	
Total Team			34	3	54	91	8.50



Reception

Eff. %
Limit: 25.00%


Rk	No	Name	Excellents	Faults	Serve Receptions	Total Attempts	Note
1	14	Wounembaina Nathan	30	4	22	56	46.43
-	16	Fossi Kamto Alain	5	2	7	14	
-	10	Moussa Maliki	2	2	9	13	
-	6	Dolegombai Sem	-	-	1	1	
-	1	Nongni Zanguim Mefani Olivier	-	-	-	-	
-	2	Mbutngam Ahmed Awal	-	-	-	-	
-	3	Kari Adeke Georges	-	-	-	-	
-	7	Ndaki Mboulet Jean Patrice	-	-	-	-	
-	8	Nyabeye Jean Junior	-	-	-	-	
-	9	Kofane Boyomo Joseph Herve	-	-	-	-	
-	15	Kody Bitjaa Yvan Arthur	-	-	-	-	
-	18	Feughouo David	-	-	-	-	
Others			-	-	-	-	
Total Team			37	8	39	84	34.52

Match: 58 **Date:** 07.09.2014 **Spectators:** 9'000
City: Katowice
Hall: Spodek
Match duration: Start: 20:25 End: 22:27 Total: 2:02

Teams	Sets	1	2	3	4	5	Total
BRA	3	22	25	25	25		97
CUB	1	25	23	18	17		83
Set duration		0:28	0:29	0:25	0:24		1:46




BRA • Brazil



Spike

Succ. %
Limit: 15.00%

Rk	No	Name	Spikes	Faults	Shots	Total Attempts	Note
1	12	Fonteles Luiz Felipe Marques	7	5	1	13	53.85
2	6	Vissotto Neves Leandro	8	2	5	15	53.33
3	8	Endres Murilo	2	-	13	15	13.33
-	16	Saatkamp Lucas	5	2	3	10	
-	5	Dos Santos Jr. Sidnei	6	1	2	9	
-	4	De Souza Wallace	2	2	5	9	
-	10	Lucarelli Santos De Souza Ricardo	2	3	2	7	
-	1	Rezende Bruno Mossa	2	-	1	3	
-	3	Carbonera Eder	-	-	-	-	
-	11	Silva Felipe Lourenço	-	-	-	-	
-	19	Da Silva Pedreira Junior Mario	-	-	-	-	
-	20	Vieira De Oliveira Raphael	-	-	-	-	
Others			-	-	-	-	
Total Team			34	15	32	81	41.98



Block

Avg. by set

Rk	No	Name	Kill Blocks	Faults	Rebounds	Total Attempts	Note
1	16	Saatkamp Lucas	3	15	7	25	0.75
2	1	Rezende Bruno Mossa	2	2	6	10	0.50
2	8	Endres Murilo	2	7	2	11	0.50
4	20	Vieira De Oliveira Raphael	1	1	3	5	0.25
4	4	De Souza Wallace	1	1	-	2	0.25
4	5	Dos Santos Jr. Sidnei	1	7	6	14	0.25
4	12	Fonteles Luiz Felipe Marques	1	7	3	11	0.25
-	3	Carbonera Eder	-	-	-	-	
-	6	Vissotto Neves Leandro	-	-	1	1	
-	11	Silva Felipe Lourenço	-	-	-	-	
-	19	Da Silva Pedreira Junior Mario	-	-	-	-	
-	10	Lucarelli Santos De Souza Ricardo	-	3	2	5	
Others			-	-	-	-	
Total Team			11	43	30	84	2.75

Match: 58 **Date:** 07.09.2014 **Spectators:** 9'000
City: Katowice
Hall: Spodek
Match duration: Start: 20:25 End: 22:27 Total: 2:02

Teams	Sets	1	2	3	4	5	Total
BRA	3	22	25	25	25		97
CUB	1	25	23	18	17		83
Set duration		0:28	0:29	0:25	0:24		1:46



BRA • Brazil

Rk	No	Name	Aces	Faults	Serve Hits	Total Attempts	Note
1	5	Dos Santos Jr. Sidnei	3	1	16	20	0.75
2	16	Saatkamp Lucas	2	3	7	12	0.50
3	10	Lucarelli Santos De Souza Ricardo	1	-	5	6	0.25
3	12	Fonteles Luiz Felipe Marques	1	5	10	16	0.25
-	1	Rezende Bruno Mossa	-	-	11	11	
-	3	Carbonera Eder	-	-	-	-	
-	11	Silva Felipe Lourenço	-	-	-	-	
-	19	Da Silva Pedreira Junior Mario	-	-	-	-	
-	6	Vissotto Neves Leandro	-	1	12	13	
-	8	Endres Murilo	-	1	10	11	
-	20	Vieira De Oliveira Raphael	-	1	4	5	
-	4	De Souza Wallace	-	2	-	2	
Others			-	-	-	-	
Total Team			7	14	75	96	1.75



Serve

Avg. by set

Team	Opponent errors & Team faults	Aces	Faults	Total Attempts
	Opponent errors & Team faults	45	-	45

Rk	No	Name	Digs	Faults	Receptions	Total Attempts	Note
1	20	Vieira De Oliveira Raphael	9	-	1	10	2.25
1	11	Silva Felipe Lourenço	9	1	2	12	2.25
3	8	Endres Murilo	7	1	5	13	1.75
4	19	Da Silva Pedreira Junior Mario	5	1	1	7	1.25
4	12	Fonteles Luiz Felipe Marques	5	1	-	6	1.25
6	4	De Souza Wallace	4	-	1	5	1.00
6	1	Rezende Bruno Mossa	4	2	-	6	1.00
8	10	Lucarelli Santos De Souza Ricardo	3	1	2	6	0.75
9	5	Dos Santos Jr. Sidnei	2	-	-	2	0.50
9	6	Vissotto Neves Leandro	2	1	-	3	0.50
11	16	Saatkamp Lucas	1	-	-	1	0.25
-	3	Carbonera Eder	-	-	-	-	
Others			-	-	-	-	
Total Team			51	8	12	71	12.75



Dig

Avg. by set

Match: 58 **Date:** 07.09.2014 **Spectators:** 9'000
City: Katowice
Hall: Spodek
Match duration: Start: 20:25 End: 22:27 Total: 2:02

Teams	Sets	1	2	3	4	5	Total
BRA	3	22	25	25	25		97
CUB	1	25	23	18	17		83
Set duration		0:28	0:29	0:25	0:24		1:46



BRA • Brazil



Set

Avg. by set

Rk	No	Name	Running Sets	Faults	Still Sets	Total Attempts	Note
1	1	Rezende Bruno Mossa	23	-	18	41	5.75
2	20	Vieira De Oliveira Raphael	10	-	14	24	2.50
-	3	Carbonera Eder	-	-	-	-	
-	4	De Souza Wallace	-	-	-	-	
-	5	Dos Santos Jr. Sidnei	-	-	-	-	
-	6	Vissotto Neves Leandro	-	-	-	-	
-	8	Endres Murilo	-	-	-	-	
-	10	Lucarelli Santos De Souza Ricardo	-	-	-	-	
-	11	Silva Felipe Lourenço	-	-	-	-	
-	12	Fonteles Luiz Felipe Marques	-	-	-	-	
-	16	Saatkamp Lucas	-	-	-	-	
-	19	Da Silva Pedreira Junior Mario	-	-	-	-	
Others			-	-	-	-	
Total Team			33	-	32	65	8.25



Reception

Eff. %
Limit: 25.00%

Rk	No	Name	Excellents	Faults	Serve Receptions	Total Attempts	Note
1	19	Da Silva Pedreira Junior Mario	12	-	9	21	57.14
2	8	Endres Murilo	11	1	9	21	47.62
-	12	Fonteles Luiz Felipe Marques	6	-	5	11	
-	1	Rezende Bruno Mossa	-	-	-	-	
-	3	Carbonera Eder	-	-	-	-	
-	4	De Souza Wallace	-	-	-	-	
-	5	Dos Santos Jr. Sidnei	-	-	-	-	
-	6	Vissotto Neves Leandro	-	-	-	-	
-	11	Silva Felipe Lourenço	-	-	-	-	
-	16	Saatkamp Lucas	-	-	-	-	
-	20	Vieira De Oliveira Raphael	-	-	-	-	
-	10	Lucarelli Santos De Souza Ricardo	1	2	5	8	
Others			-	-	-	-	
Total Team			30	3	28	61	44.26

Match: 58 Date: 07.09.2014 Spectators: 9'000

City: Katowice


Hall: Spodek

Match duration: Start: 20:25 End: 22:27 Total: 2:02

Teams	Sets	1	2	3	4	5	Total
BRA	3	22	25	25	25		97
CUB	1	25	23	18	17		83
Set duration		0:28	0:29	0:25	0:24		1:46




CUB • Cuba



Spike

Succ. %
Limit: 15.00%

Rk	No	Name	Spikes	Faults	Shots	Total Attempts	Note
1	8	Cepeda Abreu Rolando	9	2	10	21	42.86
2	4	Jimenez Scull Javier Ernesto	12	10	11	33	36.36
3	20	Uriarte Mestre Osmany Santiago	5	5	12	22	22.73
-	16	Mesa Sandoval Isbel	13	-	4	17	
-	2	Romero Valdes Inovel	5	5	6	16	
-	13	Fiel Rodriguez David	3	-	-	3	
-	5	Macias Infante Leandro	-	-	2	2	
-	12	Alfonso Gavilan Abrahan	-	1	1	2	
-	3	Calvo Manzano Ricardo Norberto	-	-	-	-	
-	6	Gutierrez Torna Keibel	-	-	-	-	
-	9	Osoria Rodriguez Livan	-	-	-	-	
-	17	Chapman Piñeiro Felix Emilio	-	-	-	-	
Others			-	-	-	-	
Total Team			47	23	46	116	40.52



Block

Avg. by set

Rk	No	Name	Kill Blocks	Faults	Rebounds	Total Attempts	Note
1	13	Fiel Rodriguez David	4	10	3	17	1.00
2	16	Mesa Sandoval Isbel	3	14	5	22	0.75
3	8	Cepeda Abreu Rolando	2	4	1	7	0.50
4	12	Alfonso Gavilan Abrahan	1	-	-	1	0.25
-	3	Calvo Manzano Ricardo Norberto	-	-	-	-	
-	6	Gutierrez Torna Keibel	-	-	-	-	
-	9	Osoria Rodriguez Livan	-	-	-	-	
-	17	Chapman Piñeiro Felix Emilio	-	-	-	-	
-	2	Romero Valdes Inovel	-	1	1	2	
-	5	Macias Infante Leandro	-	2	2	4	
-	4	Jimenez Scull Javier Ernesto	-	3	1	4	
-	20	Uriarte Mestre Osmany Santiago	-	4	-	4	
Others			-	-	-	-	
Total Team			10	38	13	61	2.50

Match: 58 Date: 07.09.2014 Spectators: 9'000

City: Katowice

Hall: Spodek


Match duration: Start: 20:25 End: 22:27 Total: 2:02

Teams	Sets	1	2	3	4	5	Total
BRA	3	22	25	25	25		97
CUB	1	25	23	18	17		83
Set duration		0:28	0:29	0:25	0:24		1:46




CUB • Cuba

Rk	No	Name	Aces	Faults	Serve Hits	Total Attempts	Note
1	4	Jimenez Scull Javier Ernesto	2	5	4	11	0.50
2	5	Macias Infante Leandro	1	4	13	18	0.25
-	3	Calvo Manzano Ricardo Norberto	-	-	1	1	
-	6	Gutierrez Torna Keibel	-	-	-	-	
-	9	Osoria Rodriguez Livan	-	-	-	-	
-	17	Chapman Piñeiro Felix Emilio	-	-	-	-	
-	16	Mesa Sandoval Isbel	-	1	9	10	
-	2	Romero Valdes Inovel	-	2	11	13	
-	20	Uriarte Mestre Osmany Santiago	-	2	10	12	
-	13	Fiel Rodriguez David	-	4	7	11	
-	8	Cepeda Abreu Rolando	-	2	3	5	
-	12	Alfonso Gavilan Abrahan	-	2	-	2	
Others			-	-	-	-	
Total Team			3	22	58	83	0.75

 Serve	Avg. by set						

Team	Opponent errors & Team faults	23	1		24	
-------------	-------------------------------	----	---	--	----	--

Rk	No	Name	Digs	Faults	Receptions	Total Attempts	Note
1	6	Gutierrez Torna Keibel	19	1	1	21	4.75
2	5	Macias Infante Leandro	16	-	-	16	4.00
3	2	Romero Valdes Inovel	11	1	1	13	2.75
4	20	Uriarte Mestre Osmany Santiago	8	1	1	10	2.00
5	4	Jimenez Scull Javier Ernesto	6	1	-	7	1.50
6	8	Cepeda Abreu Rolando	3	-	-	3	0.75
7	3	Calvo Manzano Ricardo Norberto	2	-	-	2	0.50
7	13	Fiel Rodriguez David	2	1	-	3	0.50
7	16	Mesa Sandoval Isbel	2	2	-	4	0.50
10	12	Alfonso Gavilan Abrahan	1	-	-	1	0.25
-	9	Osoria Rodriguez Livan	-	-	-	-	
-	17	Chapman Piñeiro Felix Emilio	-	-	-	-	
Others			-	-	-	-	
Total Team			70	7	3	80	17.50


 Dig	Avg. by set						

Match: 58 **Date:** 07.09.2014 **Spectators:** 9'000
City: Katowice
Hall: Spodek
Match duration: Start: 20:25 End: 22:27 Total: 2:02

Teams	Sets	1	2	3	4	5	Total
BRA	3	22	25	25	25		97
CUB	1	25	23	18	17		83
Set duration		0:28	0:29	0:25	0:24		1:46




CUB • Cuba



Set

Avg. by set

Rk	No	Name	Running Sets	Faults	Still Sets	Total Attempts	Note
1	5	Macias Infante Leandro	32	-	45	77	8.00
2	3	Calvo Manzano Ricardo Norberto	4	-	7	11	1.00
-	2	Romero Valdes Inovel	-	-	-	-	
-	4	Jimenez Scull Javier Ernesto	-	-	-	-	
-	6	Gutierrez Torna Keibel	-	-	-	-	
-	8	Cepeda Abreu Rolando	-	-	-	-	
-	9	Osoria Rodriguez Livan	-	-	-	-	
-	12	Alfonso Gavilan Abrahan	-	-	1	1	
-	13	Fiel Rodriguez David	-	-	-	-	
-	16	Mesa Sandoval Isbel	-	-	-	-	
-	17	Chapman Piñeiro Felix Emilio	-	-	-	-	
-	20	Uriarte Mestre Osmany Santiago	-	-	-	-	
Others			-	-	-	-	
Total Team			36	-	53	89	9.00



Reception

Eff. %
Limit: 25.00%


Rk	No	Name	Excellents	Faults	Serve Receptions	Total Attempts	Note
1	6	Gutierrez Torna Keibel	5	1	15	21	19.05
2	2	Romero Valdes Inovel	9	2	26	37	18.92
3	20	Uriarte Mestre Osmany Santiago	6	3	14	23	13.04
-	13	Fiel Rodriguez David	-	-	1	1	
-	3	Calvo Manzano Ricardo Norberto	-	-	-	-	
-	4	Jimenez Scull Javier Ernesto	-	-	-	-	
-	5	Macias Infante Leandro	-	-	-	-	
-	8	Cepeda Abreu Rolando	-	-	-	-	
-	9	Osoria Rodriguez Livan	-	-	-	-	
-	12	Alfonso Gavilan Abrahan	-	-	-	-	
-	16	Mesa Sandoval Isbel	-	-	-	-	
-	17	Chapman Piñeiro Felix Emilio	-	-	-	-	
Others			-	-	-	-	
Total Team			20	6	56	82	17.07

Match: 59 **Date:** 07.09.2014 **Spectators:** 10'700
City: Gdansk
Hall: Ergo Arena
Match duration: Start: 20:25 End: 22:54 Total: 2:29

Teams	Sets	1	2	3	4	5	Total
RUS	3	20	23	25	25	15	108
BUL	2	25	25	20	23	11	104
Set duration		0:27	0:30	0:27	0:28	0:18	2:10




RUS • Russia



Spike

Succ. %
Limit: 15.00%

Rk	No	Name	Spikes	Faults	Shots	Total Attempts	Note
1	15	Ilinykh Dmitriy	10	4	8	22	45.45
2	7	Pavlov Nikolay	9	6	11	26	34.62
-	10	Savin Sergey	6	1	6	13	
-	13	Muserskiy Dmitriy	11	1	1	13	
-	9	Spiridonov Alexey	3	4	3	10	
-	14	Volvich Artem	5	-	3	8	
-	3	Apalikov Nikolay	-	1	1	2	
-	5	Grankin Sergey	-	1	1	2	
-	18	Moroz Pavel	1	1	-	2	
-	2	Makarov Sergey	-	-	-	-	
-	8	Biriukov Denis	-	-	-	-	
-	20	Ermakov Artem	-	-	-	-	
Others			-	-	-	-	
Total Team			45	19	34	98	45.92



Block

Avg. by set

Rk	No	Name	Kill Blocks	Faults	Rebounds	Total Attempts	Note
1	13	Muserskiy Dmitriy	6	5	4	15	1.20
2	10	Savin Sergey	3	3	-	6	0.60
3	14	Volvich Artem	2	4	-	6	0.40
4	5	Grankin Sergey	1	4	4	9	0.20
4	9	Spiridonov Alexey	1	2	1	4	0.20
4	15	Ilinykh Dmitriy	1	5	3	9	0.20
-	2	Makarov Sergey	-	-	-	-	
-	8	Biriukov Denis	-	-	-	-	
-	18	Moroz Pavel	-	-	-	-	
-	20	Ermakov Artem	-	-	-	-	
-	3	Apalikov Nikolay	-	2	3	5	
-	7	Pavlov Nikolay	-	9	3	12	
Others			-	-	-	-	
Total Team			14	34	18	66	2.80

Match: 59 Date: 07.09.2014 Spectators: 10'700

City: Gdansk

Hall: Ergo Arena


Match duration: Start: 20:25 End: 22:54 Total: 2:29

Teams	Sets	1	2	3	4	5	Total
RUS	3	20	23	25	25	15	108
BUL	2	25	25	20	23	11	104
Set duration		0:27	0:30	0:27	0:28	0:18	2:10




RUS • Russia

Rk	No	Name	Aces	Faults	Serve Hits	Total Attempts	Note
1	13	Muserskiy Dmitriy	6	3	12	21	1.20
2	15	Ilinykh Dmitriy	4	2	18	24	0.80
2	10	Savin Sergey	4	2	8	14	0.80
4	7	Pavlov Nikolay	3	-	13	16	0.60
-	2	Makarov Sergey	-	-	-	-	
-	8	Biriukov Denis	-	-	-	-	
-	9	Spiridonov Alexey	-	-	2	2	
-	20	Ermakov Artem	-	-	-	-	
-	5	Grankin Sergey	-	1	11	12	
-	14	Volvich Artem	-	1	11	12	
-	3	Apalikov Nikolay	-	1	4	5	
-	18	Moroz Pavel	-	1	1	2	
Others			-	-	-	-	
Total Team			17	11	80	108	3.40

	Serve
	Avg. by set

Team	Opponent errors & Team faults	32	-	32
-------------	-------------------------------	----	---	----

Rk	No	Name	Digs	Faults	Receptions	Total Attempts	Note
1	7	Pavlov Nikolay	6	1	2	9	1.20
2	5	Grankin Sergey	5	2	4	11	1.00
3	15	Ilinykh Dmitriy	4	-	1	5	0.80
4	14	Volvich Artem	3	1	-	4	0.60
4	20	Ermakov Artem	3	2	3	8	0.60
4	10	Savin Sergey	3	2	-	5	0.60
7	9	Spiridonov Alexey	2	-	1	3	0.40
8	3	Apalikov Nikolay	1	-	-	1	0.20
8	13	Muserskiy Dmitriy	1	-	1	2	0.20
-	2	Makarov Sergey	-	-	-	-	
-	8	Biriukov Denis	-	-	-	-	
-	18	Moroz Pavel	-	-	-	-	
Others			-	22	-	22	
Total Team			28	30	12	70	5.60


	Dig
	Avg. by set

Match: 59 **Date:** 07.09.2014 **Spectators:** 10'700
City: Gdansk
Hall: Ergo Arena
Match duration: Start: 20:25 End: 22:54 Total: 2:29

Teams	Sets	1	2	3	4	5	Total
RUS	3	20	23	25	25	15	108
BUL	2	25	25	20	23	11	104
Set duration		0:27	0:30	0:27	0:28	0:18	2:10




RUS • Russia



Set

Avg. by set

Rk	No	Name	Running Sets	Faults	Still Sets	Total Attempts	Note
1	5	Grankin Sergey	23	-	54	77	4.60
-	3	Apalikov Nikolay	-	-	1	1	
-	7	Pavlov Nikolay	-	-	3	3	
-	8	Biriukov Denis	-	-	-	-	
-	9	Spiridonov Alexey	-	-	-	-	
-	10	Savin Sergey	-	-	1	1	
-	13	Muserskiy Dmitriy	-	-	3	3	
-	14	Volvich Artem	-	-	1	1	
-	15	Ilinykh Dmitriy	-	-	-	-	
-	18	Moroz Pavel	-	-	-	-	
-	20	Ermakov Artem	-	-	6	6	
-	2	Makarov Sergey	-	1	3	4	
Others			-	-	-	-	
Total Team			23	1	72	96	4.60



Reception

Eff. %
Limit: 25.00%


Rk	No	Name	Excellents	Faults	Serve Receptions	Total Attempts	Note
1	10	Savin Sergey	10	3	20	33	21.21
-	20	Ermakov Artem	8	1	10	19	
-	15	Ilinykh Dmitriy	2	2	15	19	
-	9	Spiridonov Alexey	4	3	5	12	
-	7	Pavlov Nikolay	-	-	1	1	
-	2	Makarov Sergey	-	-	-	-	
-	3	Apalikov Nikolay	-	-	-	-	
-	5	Grankin Sergey	-	-	-	-	
-	8	Biriukov Denis	-	-	-	-	
-	13	Muserskiy Dmitriy	-	-	-	-	
-	14	Volvich Artem	-	-	-	-	
-	18	Moroz Pavel	-	-	-	-	
Others			-	-	-	-	
Total Team			24	9	51	84	17.86

Match: 59 Date: 07.09.2014 Spectators: 10'700
 City: Gdansk
 Hall: Ergo Arena
 Match duration: Start: 20:25 End: 22:54 Total: 2:29

Teams	Sets	1	2	3	4	5	Total
RUS	3	20	23	25	25	15	108
BUL	2	25	25	20	23	11	104
Set duration		0:27	0:30	0:27	0:28	0:18	2:10




BUL • Bulgaria



Spike

Succ. %
Limit: 15.00%

Rk	No	Name	Spikes	Faults	Shots	Total Attempts	Note
1	8	Skrimov Todor	20	4	7	31	64.52
2	19	Sokolov Tsvetan	20	8	9	37	54.05
-	17	Penchev Nikolay	6	3	4	13	
-	15	Aleksiev Todor	7	1	2	10	
-	14	Todorov Teodor	3	1	4	8	
-	6	Milushev Danail	1	2	1	4	
-	3	Zhekov Andrey	-	-	3	3	
-	7	Gradinarov Miroslav	1	1	-	2	
-	12	Yosifov Viktor	-	-	1	1	
-	4	Bozhilov Martin	-	-	-	-	
-	9	Dimitrov Dobromir	-	-	-	-	
-	13	Salparov Teodor	-	-	-	-	
Others			-	-	-	-	
Total Team			58	20	31	109	53.21




Block

Avg. by set


Rk	No	Name	Kill Blocks	Faults	Rebounds	Total Attempts	Note
1	19	Sokolov Tsvetan	3	5	2	10	0.60
1	14	Todorov Teodor	3	9	5	17	0.60
3	6	Milushev Danail	2	3	1	6	0.40
4	15	Aleksiev Todor	1	1	2	4	0.20
4	12	Yosifov Viktor	1	1	-	2	0.20
4	17	Penchev Nikolay	1	1	-	2	0.20
-	4	Bozhilov Martin	-	-	-	-	
-	7	Gradinarov Miroslav	-	-	-	-	
-	9	Dimitrov Dobromir	-	-	-	-	
-	13	Salparov Teodor	-	-	-	-	
-	8	Skrimov Todor	-	1	5	6	
-	3	Zhekov Andrey	-	2	3	5	
Others			-	-	-	-	
Total Team			11	23	18	52	2.20

Match: 59 **Date:** 07.09.2014 **Spectators:** 10'700
City: Gdansk
Hall: Ergo Arena
Match duration: Start: 20:25 End: 22:54 Total: 2:29

Teams	Sets	1	2	3	4	5	Total
RUS	3	20	23	25	25	15	108
BUL	2	25	25	20	23	11	104
Set duration		0:27	0:30	0:27	0:28	0:18	2:10



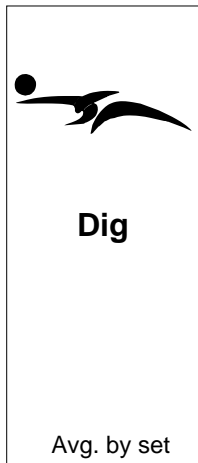
BUL • Bulgaria



Rk	No	Name	Aces	Faults	Serve Hits	Total Attempts	Note
1	6	Milushev Danail	4	4	10	18	0.80
2	17	Penchev Nikolay	2	-	15	17	0.40
3	14	Todorov Teodor	1	-	14	15	0.20
3	3	Zhekov Andrey	1	2	16	19	0.20
3	8	Skrimov Todor	1	5	7	13	0.20
-	4	Bozhilov Martin	-	-	-	-	
-	12	Yosifov Viktor	-	-	3	3	
-	13	Salparov Teodor	-	-	-	-	
-	15	Aleksiev Todor	-	-	1	1	
-	19	Sokolov Tsvetan	-	6	8	14	
-	7	Gradinarov Miroslav	-	2	1	3	
-	9	Dimitrov Dobromir	-	1	-	1	
Others			-	-	-	-	
Total Team			9	20	75	104	1.80



Opponent errors & Team faults	26	-	26
-------------------------------	----	---	----




Rk	No	Name	Digs	Faults	Receptions	Total Attempts	Note
1	17	Penchev Nikolay	11	1	-	12	2.20
1	13	Salparov Teodor	11	2	2	15	2.20
3	19	Sokolov Tsvetan	4	1	1	6	0.80
4	8	Skrimov Todor	2	-	-	2	0.40
4	3	Zhekov Andrey	2	1	1	4	0.40
6	14	Todorov Teodor	1	-	-	1	0.20
6	15	Aleksiev Todor	1	-	-	1	0.20
-	4	Bozhilov Martin	-	-	-	-	
-	6	Milushev Danail	-	-	2	2	
-	7	Gradinarov Miroslav	-	-	-	-	
-	9	Dimitrov Dobromir	-	-	-	-	
-	12	Yosifov Viktor	-	-	-	-	
Others			-	22	-	22	
Total Team			32	27	6	65	6.40

Match: 59 Date: 07.09.2014 Spectators: 10'700
 City: Gdansk
 Hall: Ergo Arena
 Match duration: Start: 20:25 End: 22:54 Total: 2:29

Teams	Sets	1	2	3	4	5	Total
RUS	3	20	23	25	25	15	108
BUL	2	25	25	20	23	11	104
Set duration		0:27	0:30	0:27	0:28	0:18	2:10




BUL • Bulgaria



Set

Avg. by set

Rk	No	Name	Running Sets	Faults	Still Sets	Total Attempts	Note
1	3	Zhekov Andrey	26	-	65	91	5.20
-	4	Bozhilov Martin	-	-	-	-	
-	6	Milushev Danail	-	-	-	-	
-	7	Gradinarov Miroslav	-	-	-	-	
-	8	Skrimov Todor	-	-	-	-	
-	9	Dimitrov Dobromir	-	-	7	7	
-	12	Yosifov Viktor	-	-	-	-	
-	13	Salparov Teodor	-	-	6	6	
-	14	Todorov Teodor	-	-	-	-	
-	15	Aleksiev Todor	-	-	-	-	
-	17	Penchev Nikolay	-	-	-	-	
-	19	Sokolov Tsvetan	-	-	-	-	
Others			-	-	-	-	
Total Team			26	-	78	104	5.20



Reception

Eff. %
Limit: 25.00%

Rk	No	Name	Excellents	Faults	Serve Receptions	Total Attempts	Note
1	17	Penchev Nikolay	22	5	16	43	39.53
2	13	Salparov Teodor	17	7	10	34	29.41
-	7	Gradinarov Miroslav	1	-	-	1	
-	14	Todorov Teodor	-	-	1	1	
-	15	Aleksiev Todor	-	-	1	1	
-	3	Zhekov Andrey	-	-	-	-	
-	6	Milushev Danail	-	-	-	-	
-	9	Dimitrov Dobromir	-	-	-	-	
-	12	Yosifov Viktor	-	-	-	-	
-	19	Sokolov Tsvetan	-	-	-	-	
-	8	Skrimov Todor	3	4	6	13	
-	4	Bozhilov Martin	1	2	1	4	
Others			-	-	-	-	
Total Team			44	18	35	97	26.80

Match: 60 Date: 07.09.2014 Spectators: 14'100

City: Kraków


Hall: Krakow Arena

Match duration: Start: 20:25 End: 22:43 Total: 2:18

Teams	Sets	1	2	3	4	5	Total
ITA	1	18	20	25	17		80
USA	3	25	25	23	25		98
Set duration		0:30	0:32	0:33	0:27		2:02




ITA • Italy



Spike

Succ. %
Limit: 15.00%

Rk	No	Name	Spikes	Faults	Shots	Total Attempts	Note
1	2	Kovar Jiri	11	5	10	26	42.31
2	4	Vettori Luca	6	4	11	21	28.57
3	9	Zaytsev Ivan	5	5	8	18	27.78
4	3	Parodi Simone	7	3	16	26	26.92
-	11	Buti Simone	7	2	3	12	
-	15	Birarelli Emanuele	6	3	1	10	
-	10	Lanza Filippo	1	1	-	2	
-	13	Travica Dragan	-	-	1	1	
-	16	Baranowicz Michele	-	-	1	1	
-	7	Rossini Salvatore	-	-	-	-	
-	14	Piano Matteo	-	-	-	-	
-	20	Colaci Massimo	-	-	-	-	
Others			-	-	-	-	
Total Team			43	23	51	117	36.75



Block

Avg. by set


Rk	No	Name	Kill Blocks	Faults	Rebounds	Total Attempts	Note
1	11	Buti Simone	3	11	11	25	0.75
2	15	Birarelli Emanuele	2	13	3	18	0.50
3	13	Travica Dragan	1	1	2	4	0.25
3	16	Baranowicz Michele	1	1	2	4	0.25
3	2	Kovar Jiri	1	4	4	9	0.25
-	7	Rossini Salvatore	-	-	-	-	
-	10	Lanza Filippo	-	-	-	-	
-	14	Piano Matteo	-	-	-	-	
-	20	Colaci Massimo	-	-	-	-	
-	9	Zaytsev Ivan	-	3	2	5	
-	3	Parodi Simone	-	2	1	3	
-	4	Vettori Luca	-	1	-	1	
Others			-	-	-	-	
Total Team			8	36	25	69	2.00

Match: 60 **Date:** 07.09.2014 **Spectators:** 14'100
City: Kraków
Hall: Krakow Arena
Match duration: Start: 20:25 End: 22:43 Total: 2:18

Teams	Sets	1	2	3	4	5	Total
ITA	1	18	20	25	17		80
USA	3	25	25	23	25		98
Set duration		0:30	0:32	0:33	0:27		2:02



ITA • Italy




Serve

Avg. by set

Rk	No	Name	Aces	Faults	Serve Hits	Total Attempts	Note
1	2	Kovar Jiri	1	6	6	13	0.25
-	7	Rossini Salvatore	-	-	-	-	
-	10	Lanza Filippo	-	-	1	1	
-	14	Piano Matteo	-	-	-	-	
-	20	Colaci Massimo	-	-	-	-	
-	15	Birarelli Emanuele	-	1	16	17	
-	9	Zaytsev Ivan	-	1	6	7	
-	11	Buti Simone	-	2	12	14	
-	13	Travica Dragan	-	1	6	7	
-	3	Parodi Simone	-	2	10	12	
-	4	Vettori Luca	-	2	3	5	
-	16	Baranowicz Michele	-	2	3	5	
Others			-	-	-	-	
Total Team			1	17	63	81	0.25

Team

Opponent errors & Team faults	28	-	28
-------------------------------	----	---	----



Dig

Avg. by set


Rk	No	Name	Digs	Faults	Receptions	Total Attempts	Note
1	3	Parodi Simone	9	1	1	11	2.25
2	15	Birarelli Emanuele	8	-	-	8	2.00
2	20	Colaci Massimo	8	2	-	10	2.00
4	7	Rossini Salvatore	7	4	1	12	1.75
5	13	Travica Dragan	6	-	-	6	1.50
5	16	Baranowicz Michele	6	-	-	6	1.50
5	2	Kovar Jiri	6	1	2	9	1.50
5	9	Zaytsev Ivan	6	2	-	8	1.50
9	11	Buti Simone	5	2	-	7	1.25
9	4	Vettori Luca	5	3	1	9	1.25
11	10	Lanza Filippo	1	-	-	1	0.25
-	14	Piano Matteo	-	-	-	-	
Others			-	-	-	-	
Total Team			67	15	5	87	16.75

Match: 60 **Date:** 07.09.2014 **Spectators:** 14'100
City: Kraków
Hall: Krakow Arena
Match duration: **Start:** 20:25 **End:** 22:43 **Total:** 2:18

Teams	Sets	1	2	3	4	5	Total
ITA	1	18	20	25	17		80
USA	3	25	25	23	25		98
Set duration		0:30	0:32	0:33	0:27		2:02




ITA • Italy



Set

Avg. by set

Rk	No	Name	Running Sets	Faults	Still Sets	Total Attempts	Note
1	13	Travica Dragan	15	-	31	46	3.75
2	16	Baranowicz Michele	13	-	33	46	3.25
-	2	Kovar Jiri	-	-	-	-	
-	3	Parodi Simone	-	-	-	-	
-	4	Vettori Luca	-	-	-	-	
-	7	Rossini Salvatore	-	-	-	-	
-	9	Zaytsev Ivan	-	-	-	-	
-	10	Lanza Filippo	-	-	-	-	
-	11	Buti Simone	-	-	-	-	
-	14	Piano Matteo	-	-	-	-	
-	15	Birarelli Emanuele	-	-	-	-	
-	20	Colaci Massimo	-	-	-	-	
Others			-	-	-	-	
Total Team			28	-	64	92	7.00




Reception

Eff. %
Limit: 25.00%


Rk	No	Name	Excellents	Faults	Serve Receptions	Total Attempts	Note
1	2	Kovar Jiri	16	3	12	31	41.94
2	3	Parodi Simone	8	1	13	22	31.82
2	7	Rossini Salvatore	10	3	9	22	31.82
-	15	Birarelli Emanuele	-	-	2	2	
-	10	Lanza Filippo	-	-	1	1	
-	11	Buti Simone	-	-	1	1	
-	13	Travica Dragan	-	-	1	1	
-	16	Baranowicz Michele	-	-	1	1	
-	4	Vettori Luca	-	-	-	-	
-	9	Zaytsev Ivan	-	-	-	-	
-	14	Piano Matteo	-	-	-	-	
-	20	Colaci Massimo	-	-	-	-	
Others			-	-	-	-	
Total Team			34	7	40	81	33.33

Match: 60 **Date:** 07.09.2014 **Spectators:** 14'100
City: Kraków
Hall: Krakow Arena
Match duration: Start: 20:25 End: 22:43 Total: 2:18

Teams	Sets	1	2	3	4	5	Total
ITA	1	18	20	25	17		80
USA	3	25	25	23	25		98
Set duration		0:30	0:32	0:33	0:27		2:02




USA • USA



Spike

Succ. %
Limit: 15.00%

Rk	No	Name	Spikes	Faults	Shots	Total Attempts	Note
1	17	Holt Maxwell	13	3	3	19	68.42
2	3	Sander Taylor	12	2	11	25	48.00
3	6	Lotman Paul	11	3	12	26	42.31
4	1	Anderson Matthew	9	3	17	29	31.03
-	4	Lee David	2	-	2	4	
-	11	Christenson Micah	1	-	-	1	
-	7	Shoji Kawika	-	-	-	-	
-	10	Ciarelli Antonio	-	-	-	-	
-	15	Clark Carson	-	-	-	-	
-	19	Reft Alfredo	-	-	-	-	
-	20	Smith David	-	-	-	-	
-	22	Shoji Erik	-	-	-	-	
Others			-	-	-	-	
Total Team			48	11	45	104	46.15



Block


Avg. by set

Rk	No	Name	Kill Blocks	Faults	Rebounds	Total Attempts	Note
1	17	Holt Maxwell	5	11	8	24	1.25
2	4	Lee David	2	11	4	17	0.50
3	11	Christenson Micah	1	3	6	10	0.25
3	3	Sander Taylor	1	7	1	9	0.25
-	7	Shoji Kawika	-	-	-	-	
-	10	Ciarelli Antonio	-	-	-	-	
-	15	Clark Carson	-	-	-	-	
-	19	Reft Alfredo	-	-	-	-	
-	20	Smith David	-	-	-	-	
-	22	Shoji Erik	-	-	-	-	
-	6	Lotman Paul	-	2	4	6	
-	1	Anderson Matthew	-	3	5	8	
Others			-	-	-	-	
Total Team			9	37	28	74	2.25




Match: 60 **Date:** 07.09.2014 **Spectators:** 14'100
City: Kraków
Hall: Krakow Arena
Match duration: Start: 20:25 End: 22:43 Total: 2:18

Teams	Sets	1	2	3	4	5	Total
ITA	1	18	20	25	17		80
USA	3	25	25	23	25		98
Set duration		0:30	0:32	0:33	0:27		2:02



USA • USA

Rk	No	Name	Aces	Faults	Serve Hits	Total Attempts	Note
1	6	Lotman Paul	2	3	17	22	0.50
1	1	Anderson Matthew	2	5	12	19	0.50
3	4	Lee David	1	1	15	17	0.25
3	17	Holt Maxwell	1	2	11	14	0.25
-	7	Shoji Kawika	-	-	-	-	
-	10	Ciarelli Antonio	-	-	-	-	
-	15	Clark Carson	-	-	-	-	
-	19	Reft Alfredo	-	-	-	-	
-	20	Smith David	-	-	-	-	
-	22	Shoji Erik	-	-	-	-	
-	11	Christenson Micah	-	3	13	16	
-	3	Sander Taylor	-	2	7	9	
Others			-	-	-	-	
Total Team			6	16	75	97	1.50




Serve

Avg. by set

Team	Opponent errors & Team faults	Aces	Faults	Total Attempts
		35	-	35

Rk	No	Name	Digs	Faults	Receptions	Total Attempts	Note
1	22	Shoji Erik	21	2	1	24	5.25
2	6	Lotman Paul	12	3	-	15	3.00
3	3	Sander Taylor	8	2	-	10	2.00
4	1	Anderson Matthew	6	3	1	10	1.50
5	17	Holt Maxwell	5	-	1	6	1.25
5	11	Christenson Micah	5	3	-	8	1.25
7	4	Lee David	3	-	-	3	0.75
-	7	Shoji Kawika	-	-	-	-	
-	10	Ciarelli Antonio	-	-	-	-	
-	15	Clark Carson	-	-	-	-	
-	19	Reft Alfredo	-	-	-	-	
-	20	Smith David	-	-	-	-	
Others			-	-	-	-	
Total Team			60	13	3	76	15.00



Dig

Avg. by set




Match: 60 **Date:** 07.09.2014 **Spectators:** 14'100
City: Kraków
Hall: Krakow Arena
Match duration: **Start:** 20:25 **End:** 22:43 **Total:** 2:18

Teams	Sets	1	2	3	4	5	Total
ITA	1	18	20	25	17		80
USA	3	25	25	23	25		98
Set duration		0:30	0:32	0:33	0:27		2:02




USA • USA



Set

Avg. by set

Rk	No	Name	Running Sets	Faults	Still Sets	Total Attempts	Note
1	11	Christenson Micah	34	2	50	86	8.50
-	1	Anderson Matthew	-	-	-	-	
-	3	Sander Taylor	-	-	-	-	
-	4	Lee David	-	-	-	-	
-	6	Lotman Paul	-	-	-	-	
-	7	Shoji Kawika	-	-	-	-	
-	10	Ciarelli Antonio	-	-	-	-	
-	15	Clark Carson	-	-	-	-	
-	17	Holt Maxwell	-	-	-	-	
-	19	Reft Alfredo	-	-	-	-	
-	20	Smith David	-	-	-	-	
-	22	Shoji Erik	-	-	-	-	
Others			-	-	-	-	
Total Team			34	2	50	86	8.50



Reception

Eff. %
Limit: 25.00%

Rk	No	Name	Excellents	Faults	Serve Receptions	Total Attempts	Note
1	6	Lotman Paul	16	-	23	39	41.03
-	22	Shoji Erik	7	1	4	12	
-	3	Sander Taylor	7	-	4	11	
-	1	Anderson Matthew	2	-	-	2	
-	4	Lee David	-	-	-	-	
-	7	Shoji Kawika	-	-	-	-	
-	10	Ciarelli Antonio	-	-	-	-	
-	11	Christenson Micah	-	-	-	-	
-	15	Clark Carson	-	-	-	-	
-	17	Holt Maxwell	-	-	-	-	
-	19	Reft Alfredo	-	-	-	-	
-	20	Smith David	-	-	-	-	
Others			-	-	-	-	
Total Team			32	1	31	64	48.44





FIVBTM

FÉDÉRATION INTERNATIONALE
DE VOLLEYBALL