



Match No.: 41

Start List

출전선수 목록

MDV vs TKM

P1

First Referee: UALKHANOV Doszhan (KAZ)

Second Referee: KIM Jongheun (KOR)

MDV - Maldives Uniform colour:

No.	C/L	Name	Shirt Name	Height m / ft in	Weight kg / lbs	Highest Reach		Date of Birth	Tournament Totals				
						Spike cm	Block cm		Spike	Block	Serve	Total	%
2		AHSAN Mohamed	ahsan	1.90/6'3"	80/176	289	275	14 NOV 1991	2	3	1	6	3.70
3	L	ABDULLA Junaid	junaid	1.85/6'1"	71/157	292	281	17 MAY 1980					
5		SAEED Hussain	saeed	1.89/6'2"	81/179	290	279	25 MAY 1982	5		1	6	3.70
8	C	MOHAMED Ishan	ishan	1.79/5'10"	55/121	276	264	22 MAR 1987			3	3	1.85
9		SAJID Ismail	i.sajid	1.89/6'2"	70/154	308	293	20 JAN 1990	31	4	3	38	23.46
10		ABDUL KAREEM Ahmed	ahmed	1.89/6'2"	80/176	302	297	10 AUG 1986	41	2	3	46	28.40
11		NILAAM Hassan	nilam	1.92/6'4"	62/137	305	296	21 DEC 1995	2	1		3	1.85
12		HUZAAM Ali	huzam	1.82/6'0"	64/141	310	300	6 MAY 1993	31	2	2	35	21.60
13		VISAM Hussain	visham	1.80/5'11"	65/143	283	275	7 AUG 1994					
14	L	NABEEL Ahmed	nabeel	1.64/5'5"	51/112	250	243	10 MAR 1987					
15		ADAM Asfag	ashfag	1.80/5'11"	64/141	290	286	4 OCT 1987	9	1		10	6.17
16		SHAIN Mohamed	shain	1.81/5'11"	70/154	289	278	15 AUG 1993	13		2	15	9.26
Coach			MOHAMED Sharaf (MDV)			Assistant Coach			ABDULLA Nasheed (MDV)				

Results in these
Competition

Phase	Opponent	Sets	Points per Set
Preliminary Round	HKG	0 - 3	19-25, 22-25, 18-25
Preliminary Round	IND	0 - 3	10-25, 19-25, 17-25
Preliminary Round	IRI	0 - 3	10-25, 19-25, 21-25
Play-Off	TPE	0 - 3	21-25, 21-25, 17-25
Play-Off	KAZ	0 - 3	18-25, 9-25, 15-25

TKM - Turkmenistan Uniform colour:

No.	C/L	Name	Shirt Name	Height m / ft in	Weight kg / lbs	Highest Reach		Date of Birth	Tournament Totals				
						Spike cm	Block cm		Spike	Block	Serve	Total	%
1	C	GYLYCHDURDYEV Gurbanmuhammet	Gylychurdyev	2.00/6'7"	100/220	350	360	21 MAY 1983	21	11	2	34	14.59
2	L	TACHGELDIYEV Berdimammet	Tachgeldiyev	1.65/5'5"	67/148	240	250	8 DEC 1988					
3		ROZMETOV Bahram	Rozmetov	1.94/6'4"	76/168	350	360	10 JAN 1989	31	11	2	44	18.88
4		GURBANOV Yusup	Gurbanov	1.86/6'1"	94/207	335	340	6 JUN 1992	1			1	0.43
5		AZIMOV Merdan	Azimov	1.85/6'1"	86/190	335	335	14 OCT 1980	12	2	2	16	6.87
6		NURYEV Dovletgeldi	Nuryev	1.88/6'2"	80/176	330	325	8 DEC 1993	45	1		46	19.74
7		MASSAROV Mekan	Massarov	1.90/6'3"	87/192	330	325	24 AUG 1994	11	2	2	15	6.44
8		NURYEV Didar	Nuryev	1.85/6'1"	78/172	330	325	26 FEB 1995	18	1	1	20	8.58
9		NURYEV Davut	Nuryev	1.86/6'1"	82/181	330	335	14 JUL 1990	43	1	1	45	19.31
10		ARTYKOV Ruslan	Artykov	1.84/6'0"	71/157	310	315	21 MAY 1985	8	1	1	10	4.29
11		MYRATGELDIYEV Begli	Myratgeldiyev	1.90/6'3"	80/176	330	325	1 JAN 1993	1			1	0.43
12		GAYPOV Ezizmyrat	Gayypov	1.90/6'3"	80/176	330	325	18 JAN 1993	1			1	0.43
Coach			TACHNAZAROV Serdar (TKM)			Assistant Coach			ORAZOV Maksat (TKM)				

Results in these
Competition

Phase	Opponent	Sets	Points per Set
Preliminary Round	THA	0 - 3	22-25, 16-25, 17-25
Preliminary Round	CHN	0 - 3	15-25, 8-25, 10-25
Preliminary Round	MYA	3 - 1	25-17, 27-25, 19-25, 25-22
Play-Off	PAK	0 - 3	28-30, 23-25, 18-25
Play-Off	KSA	1 - 3	25-23, 19-25, 20-25, 24-26

LEGEND			
%	Percent of total team scoring	C	Team Captain
		L	Libero Player

Timing and Results provided by Tissot



Match No.: 42

Start List

출전선수 목록

HKG vs MYA

P1

First Referee: PRABAKARAN Vasu (IND)

Second Referee: PARK Kisuk (KOR)

HKG - Hong Kong, China Uniform colour:

No.	C/L	Name	Shirt Name	Height m / ft in	Weight kg / lbs	Highest Reach		Date of Birth	Tournament Totals					
						Spike cm	Block cm		Spike	Block	Serve	Total	%	
4		YIK Chi Hin	c h yik	1.95/6'5"	83/183	330	315	26 AUG 1991						
5	C	KWONG Ngai Shing Jacky	n s kwong	1.85/6'1"	94/207	310	300	16 DEC 1982						
7		LAM Chun Man	c m lam	1.84/6'0"	75/165	320	310	11 FEB 1985	21	1	3	25	10.55	
8		LEE Man Sing	m s lee	1.86/6'1"	78/172	325	315	30 JAN 1989	29	4	2	35	14.77	
9		CHUNG Wai Sze	w s chung	1.86/6'1"	80/176	315	305	4 SEP 1991	4	3		7	2.95	
11		SIU Cheong Hung	c h siu	1.91/6'3"	78/172	330	320	26 JAN 1993	38	7	3	48	20.25	
12		WU Lok Kan	l k wu	1.95/6'5"	83/183	335	320	22 JAN 1994	3			3	1.27	
13	L	NG Kin Pong Jonathan	k p ng	1.67/5'6"	60/132	280	270	8 JUL 1987						
14		KWOK Chung Kan	c k kwok	1.67/5'6"	66/146	285	280	5 JUL 1986						
15		LUK Chun Ho	c h luk	1.88/6'2"	83/183	320	310	19 NOV 1991	3	2		5	2.11	
18		YAU Tze Ching	t c yau	1.94/6'4"	75/165	325	320	19 JUN 1994	18	5	6	29	12.24	
20		CHAN Alex Chi Wai	c w chan	1.95/6'5"	85/187	340	330	18 APR 1993	77	4	4	85	35.86	
Coach			POON Wai King (HKG)			Assistant Coach			LO Yiu Man (HKG)					

Results in these
Competition

Phase	Opponent	Sets	Points per Set
Preliminary Round	IND	1 - 3	25-23, 18-25, 16-25, 21-25
Preliminary Round	MDV	3 - 0	25-19, 25-22, 25-18
Preliminary Round	IRI	0 - 3	16-25, 17-25, 12-25
Play-Off	KAZ	0 - 3	21-25, 20-25, 22-25
Play-Off	TPE	0 - 3	23-25, 21-25, 25-27

MYA - Myanmar Uniform colour:

No.	C/L	Name	Shirt Name	Height m / ft in	Weight kg / lbs	Highest Reach		Date of Birth	Tournament Totals				
						Spike cm	Block cm		Spike	Block	Serve	Total	%
1		NAY Lin Aung	N. L. Aung	1.78/5'10"	66/146	313	297	19 MAR 1998	9	1	1	11	4.25
2	C	KYAW Kyaw Htway	Kyaw	1.87/6'2"	84/185	312	304	18 JAN 1988	7	3		10	3.86
3		ZAW Myo	Z. Myo	1.86/6'1"	74/163	321	303	3 MAY 1995	14	6		20	7.72
4		MYO Min Oo	M. M. Oo	1.80/5'11"	70/154	320	306	24 SEP 1996	5	3		8	3.09
5		WIN Tun Oo	W. T. Oo	1.90/6'3"	74/163	330	318	11 MAR 1990	35	3	1	39	15.06
7		KHWE Char Maung	K. C. Maung	1.78/5'10"	68/150	323	307	14 AUG 1995					
9		DO Mae Ni Ko	D. M. N. Ko	1.89/6'2"	75/165	304	295	4 JUN 1993	18	6	2	26	10.04
11		AUNG Thu	A. Thu	1.90/6'3"	74/163	333	316	10 JUL 1993	96	8	10	114	44.02
12		YAN Lin Aung	A. L. Aung	1.84/6'0"	74/163	318	307	23 JAN 1993	4	3		7	2.70
17		THWIN Htoo Zin	Thwin	1.92/6'4"	73/161	327	300	23 JUL 1996	19	2	3	24	9.27
18	L	NAY Lin Aung	N. L. Aung	1.85/6'1"	73/161	300	315	9 JUN 1993					
Coach			NYI Nyi Lwin (MYA)			Assistant Coach			KYAW Swar Win (MYA)				

Results in these
Competition

Phase	Opponent	Sets	Points per Set
Preliminary Round	CHN	0 - 3	11-25, 12-25, 18-25
Preliminary Round	THA	0 - 3	14-25, 17-25, 20-25
Preliminary Round	TKM	1 - 3	17-25, 25-27, 25-19, 22-25
Play-Off	KSA	3 - 2	25-19, 23-25, 23-25, 25-22, 15-12
Play-Off	PAK	0 - 3	21-25, 22-25, 23-25

LEGEND	
%	Percent of total team scoring
C	Team Captain
L	Libero Player

Timing and Results provided by Tissot



Match No.: 43

Start List

출전선수 목록

KAZ vs KSA

P1

First Referee: INDO Tomokazu (JPN)

Second Referee: BOONSIROJ Prasertsak (THA)

KAZ - Kazakhstan Uniform colour:

No.	C/L	Name	Shirt Name	Height m / ft in	Weight kg / lbs	Highest Reach		Date of Birth	Tournament Totals				
						Spike cm	Block cm		Spike	Block	Serve	Total	%
2		KUZNETSOV Anton	Kuznetsov	2.03/6'8"	90/198	345	335	25 SEP 1989	7	2	3	12	4.69
3		YUDIN Anton	Yudin	2.10/6'11"	101/223	350	340	13 MAY 1982	24	9	2	35	13.67
4		STOLNIKOV Alexandr	Stolnikov	1.97/6'6"	92/203	340	330	17 JUL 1988	9	2	1	12	4.69
5		KUZNETSOV Sergey	Kuznetsov	1.97/6'6"	93/205	330	320	26 OCT 1993	1	3		4	1.56
6	L	BAIBEKOV Kairat	Baibekov	1.85/6'1"	80/176	317	296	28 MAR 1983					
7	C	GORBATKOV Dmitriy	Gorbatkov	1.97/6'6"	106/234	330	320	21 SEP 1981	3	4	1	8	3.13
8		GABDULIN Kanat	Gabdulin	1.94/6'4"	82/181	330	320	4 MAR 1985	2	2	1	5	1.95
9		IMANGALIYEV Marat	Imangaliyev	1.96/6'5"	87/192	330	320	17 MAR 1980	32	5	2	39	15.23
12		KADIRKHANOV Nodirkhan	Kadirkhanov	2.01/6'7"	85/187	350	340	6 SEP 1991	30	9	1	40	15.63
17		RADKEVICH Sergey	Radkevich	1.90/6'3"	81/179	345	330	12 APR 1986	35	4	1	40	15.63
18		VORIVODIN Vitaliy	Vorivodin	1.93/6'4"	103/227	339	330	31 JUL 1990	33	4	1	38	14.84
19		MAMEDOV Maxim	Mamedov	2.02/6'8"	88/194	345	330	19 JUL 1987	21	2		23	8.98
Coach			PATRAKOV Andrey (KAZ)			Assistant Coach			TKACENKO Valerijs (LAT)				

Results in these
Competition

Phase	Opponent	Sets	Points per Set
Preliminary Round	KOR	0 - 3	16-25, 21-25, 23-25
Preliminary Round	QAT	0 - 3	23-25, 22-25, 21-25
Preliminary Round	TPE	2 - 3	23-25, 25-17, 21-25, 25-23, 10-15
Play-Off	HKG	3 - 0	25-21, 25-20, 25-22
Play-Off	MDV	3 - 0	25-18, 25-9, 25-15

KSA - Saudi Arabia Uniform colour:

No.	C/L	Name	Shirt Name	Height m / ft in	Weight kg / lbs	Highest Reach		Date of Birth	Tournament Totals				
						Spike cm	Block cm		Spike	Block	Serve	Total	%
2		ALJAHANI Majed Mohammed S	majed	1.88/6'2"	82/181	330	316	20 MAY 1980	46	4	1	51	19.10
3		ALBAKHET Ahmed Abdulrahman M	ahmed	1.96/6'5"	80/176	331	321	30 SEP 1982	38	8	4	50	18.73
4		ALBAKHEET Nawaf Abdulrahman M	nawaf	1.93/6'4"	84/185	335	318	31 AUG 1987	51	3	1	55	20.60
7		ALNAJRANI Omar Mansour S	omar	1.89/6'2"	75/165	334	323	13 JUL 1990	14	1		15	5.62
9		ALKHAWAHER Dhia Ali A	dhia	1.86/6'1"	79/174	330	317	21 FEB 1995	16	2		18	6.74
10	L	ALGHAMDY Ayman Ahmad Y	ayman	1.61/5'3"	75/165	305	298	8 NOV 1981					
12		ALMUTAIRI Muwffaq Masoud S	muwffaq	1.88/6'2"	81/179	327	322	30 SEP 1990	4	5	1	10	3.75
13		ALMABADI Ahmed Masoud M	m.ahmed	1.97/6'6"	74/163	336	318	26 DEC 1989	3			3	1.12
14		ALDOSSARI Thamer Abdullah S	thamer	1.84/6'0"	80/176	322	312	2 OCT 1983		1	1	2	0.75
15	C	ALKHAIBARY Esmael Abdullah A	esmael	1.92/6'4"	85/187	330	316	20 DEC 1975	10	4		14	5.24
17		MAJRASHI Ibrahim Ali A	ibrahim	1.97/6'6"	82/181	334	324	1 JUL 1989	16	2	1	19	7.12
18		ALKHALDI Abdulaziz Fahad S	aziz	1.97/6'6"	90/198	329	320	6 AUG 1992	14	14	2	30	11.24
Coach			CVETKOVIC Jovica (SRB)			Assistant Coach			ALHUMAIDAN Munir (KSA)				

Results in these
Competition

Phase	Opponent	Sets	Points per Set
Preliminary Round	JPN	0 - 3	15-25, 14-25, 12-25
Preliminary Round	KUW	0 - 3	25-27, 23-25, 20-25
Preliminary Round	PAK	3 - 0	25-15, 25-20, 25-23
Play-Off	MYA	2 - 3	19-25, 25-23, 25-23, 22-25, 12-15
Play-Off	TKM	3 - 1	23-25, 25-19, 25-20, 26-24

LEGEND

% Percent of total team scoring C Team Captain L Libero Player

Timing and Results provided by Tissot



Match No.: 44

Start List
출전선수 목록

TPE vs PAK

P1

First Referee: FIROUZI Ebrahim (IRI)

Second Referee: LEE Kwanghun (KOR)

TPE - Chinese Taipei Uniform colour:

No.	C/L	Name	Shirt Name	Height m / ft in	Weight kg / lbs	Highest Reach		Date of Birth	Tournament Totals				
						Spike cm	Block cm		Spike	Block	Serve	Total	%
2		CHANG Liang Hao	CHANG L.H.	1.94/6'4"	86/190	330	310	7 JUL 1994	2		1	3	1.09
3		LI Chia Hsuan	LI C.H.	1.72/5'8"	72/159	295	285	6 SEP 1993					
6		HUANG Chun Ching	HUANG C.C.	1.95/6'5"	91/201	310	300	22 MAR 1993	31	6	4	41	14.96
7		LIU Hung Min	LIU H.M.	1.88/6'2"	85/187	330	310	10 NOV 1993	21	3	3	27	9.85
9		CHIANG Tien Yu	CHIANG T.Y.	1.96/6'5"	103/227	330	320	7 FEB 1988	24	8	2	34	12.41
11		LU CHIANG Yao Chiang	LU CHIANG Y.C.	1.91/6'3"	95/209	330	310	23 MAY 1990	5			5	1.82
13		CHENG Ju Chien	CHENG J.C.	1.82/6'0"	82/181	319	310	14 NOV 1988		1	2	3	1.09
14		WANG Ming Chun	WANG M.C.	1.95/6'5"	92/203	333	328	30 JUL 1988	53	4	6	63	22.99
15		HUANG Chin Feng	HUANG C. F.	1.95/6'5"	90/198	320	319	31 DEC 1991	61	5	1	67	24.45
16	L	LIN Yung Shun	LIN Y.S.	1.72/5'8"	72/159	295	285	13 OCT 1990					
17		HUANG Pei Hung	HUANG P.H.	1.88/6'2"	73/161	315	315	17 SEP 1990	2	3	2	7	2.55
19	C	CHEN Chien Chen	CHEN C.C.	1.88/6'2"	88/194	325	310	20 NOV 1989	22	1	1	24	8.76
Coach			CHEN Ke Chou (TPE)			Assistant Coach			SUNG Kuo Wei (TPE)				

Results in these
Competition

Phase	Opponent	Sets	Points per Set
Preliminary Round	QAT	0 - 3	21-25, 17-25, 21-25
Preliminary Round	KOR	0 - 3	22-25, 18-25, 20-25
Preliminary Round	KAZ	3 - 2	25-23, 17-25, 25-21, 23-25, 15-10
Play-Off	MDV	3 - 0	25-21, 25-21, 25-17
Play-Off	HKG	3 - 0	25-23, 25-21, 27-25

PAK - Pakistan Uniform colour:

No.	C/L	Name	Shirt Name	Height m / ft in	Weight kg / lbs	Highest Reach		Date of Birth	Tournament Totals				
						Spike cm	Block cm		Spike	Block	Serve	Total	%
1		RASOOL Mohib	mohib	2.01/6'7"	86/190	336	333	24 DEC 1989	28	8	2	38	14.90
3		RAZA Mubashir	mubashir	1.90/6'3"	74/163	311	368	1 JAN 1992	7			7	2.75
4		NAQVI Syed Shujah Abbas	shujah	1.99/6'6"	75/165	328	311	5 FEB 1990	14	3	2	19	7.45
5		NADEEM Asif	asif	1.89/6'2"	80/176	320	300	10 AUG 1990	8	1	2	11	4.31
6		ALI Akhtar	akhtar	1.90/6'3"	75/165	300	300	9 APR 1987					
7		KHAN Muhammad Ismail	ismail	1.90/6'3"	85/187	310	305	12 DEC 1986	33	3	3	39	15.29
8		KHAN Aimal	aimal	2.05/6'9"	73/161	322	325	10 AUG 1990	45	2	1	48	18.82
9		KHAN Nasir	nasir	1.92/6'4"	80/176	305	300	12 MAY 1992	20	2	2	24	9.41
10	C	AHMED Naseer	naseer	1.95/6'5"	82/181	310	305	1 APR 1984	40	1	1	42	16.47
12	L	SULTAN Imran	imran	1.78/5'10"	65/143	270	260	20 FEB 1985					
15		JEHAN Murad	murad	2.01/6'7"	85/187	350	322	22 APR 1994	12	4	1	17	6.67
17		IDREES Muhammad	idrees	2.01/6'7"	85/187	335	333	25 DEC 1994	8	2		10	3.92
Coach			HUSSAIN Hassan Mazhar (PAK)			Assistant Coach			KAFAIT Ullah (PAK)				

Results in these
Competition

Phase	Opponent	Sets	Points per Set
Preliminary Round	KUW	0 - 3	22-25, 21-25, 16-25
Preliminary Round	JPN	0 - 3	23-25, 23-25, 23-25
Preliminary Round	KSA	0 - 3	15-25, 20-25, 23-25
Play-Off	TKM	3 - 0	30-28, 25-23, 25-18
Play-Off	MYA	3 - 0	25-21, 25-22, 25-23

LEGEND	%	Percent of total team scoring	C	Team Captain	L	Libero Player
---------------	---	-------------------------------	---	--------------	---	---------------

Timing and Results provided by Tissot



TUE 30 SEP 2014
Start Time: 12:00 / End Time: 13:32

Match No.: 41

Match Results

경기 결과

Match Duration: 1h 32m
Spectators: 260

P2

MDV vs TKM

1 3

Teams	Sets	1	2	3	4	Total
MDV	1	16	25	18	12	71
TKM	3	25	16	25	25	91
	Playing Time	21m	21m	22m	19m	1h 23m

First Referee: UALKHANOV Doszhan (KAZ)

Second Referee: KIM Jongheun (KOR)

MDV - Maldives

No	C/L	Name	1	2	3	4	5	Pts
2		AHSAN Mohamed	3	3	3	3		4
3	L	ABDULLA Junaid	L	L	L	L		
5		SAEED Hussain	6	6	6	6		5
8	C	MOHAMED Ishan	1	1	1	1		1
9		SAJID Ismail	5	5	5	5		18
10		ABDUL KAREEM Ahmed	4	4	4	4		12
11		NILAAM Hassan						
12		HUZAAM Ali	2	2	2	2		7
13		VISAM Hussain						
14	L	NABEEL Ahmed	L	L	L	L		
15		ADAM Asfag			12			
16		SHAIN Mohamed						

TKM - Turkmenistan

No	C/L	Name	1	2	3	4	5	Pts
1	C	GYLYCHDURDYEV Gurbanmuhammet	3	3	3	3		10
2	L	TACHGELDIYEV Berdimammet	L	L	L	L		
3		ROZMETOV Bahram	6	6	6	6		6
4		GURBANOV Yusup		9				
5		AZIMOV Merdan						
6		NURYEV Dovletgeldi	4	4	4	4		20
7		MASSAROV Mekan		6				2
8		NURYEV Didar	5	5	5	5		17
9		NURYEV Davut	2	2	2	2		11
10		ARTYKOV Ruslan	1	1	1	1		3
11		MYRATGELDIYEV Begli		8				
12		GAYPOV Ezizmyrat		10				

TEAM AND PLAYER PERFORMANCES

Won	Total Atts	No Name	Scoring Skills	Won	Total Atts	No Name
41	91	Total Team		48	79	Total Team
15	32	9 SAJID Ismail	Spike	14	22	6 NURYEV Dovletgeldi
12	28	10 ABDUL KAREEM Ahmed		11	17	8 NURYEV Didar
7	20	12 HUZAAM Ali		8	18	9 NURYEV Davut
3	29	Total Team	Block	15	45	Total Team
2	5	9 SAJID Ismail		5	9	6 NURYEV Dovletgeldi
1	8	2 AHSAN Mohamed		3	7	8 NURYEV Didar
3	68	Total Team	Serve	2	8	3 ROZMETOV Bahram
1	11	2 AHSAN Mohamed		6	90	Total Team
1	9	8 MOHAMED Ishan		3	19	8 NURYEV Didar
1	15	9 SAJID Ismail	1	20	9 NURYEV Davut	
24		Total Team	Opp Error	1	17	6 NURYEV Dovletgeldi
71	188	Total Team		22		Total Team
18	52	9 SAJID Ismail	Best Scorer	91	214	Total Team
92 km/h		10 ABDUL KAREEM Ahmed		20	48	6 NURYEV Dovletgeldi
			Fastest Serve	94 km/h		8 NURYEV Didar

LEGEND

Atts Attempts
L Libero player
n Starting line-up where n = starting position on court (i.e. positions 1 to 6)
Opp Opponent

C Team Captain
L Substitute libero
nn Substitute where nn = jersey number of out going player
Pts Points scored

Timing and Results provided by Tissot



TUE 30 SEP 2014
Start Time: 14:30 / End Time: 16:25

Match No.: 42

Match Results

경기 결과

Match Duration: 1h 55m
Spectators: 100

P2

HKG vs MYA
2 3

Teams	Sets	1	2	3	4	5	Total
HKG	2	25	16	26	20	10	97
MYA	3	18	25	24	25	15	107
	Playing Time	20m	22m	25m	22m	14m	1h 43m

First Referee: PRABAKARAN Vasu (IND)

Second Referee: PARK Kisuk (KOR)

HKG - Hong Kong, China

No	C/L	Name	1	2	3	4	5	Pts
4		YIK Chi Hin			5			
5	C	KWONG Ngai Shing Jacky		20	2	1		1
7		LAM Chun Man	6	5	6	5	5	2
8		LEE Man Sing	1	6	1	6	6	15
9		CHUNG Wai Sze	2	1		5	1	1
11		SIU Cheong Hung	3	2	3	2	2	14
12		WU Lok Kan		9			7	
13	L	NG Kin Pong Jonathan	L	L	L	L	L	
14		KWOK Chung Kan	8			8	8	1
15		LUK Chun Ho				7		
18		YAU Tze Ching	4	3	4	3	3	9
20		CHAN Alex Chi Wai	5	4	5	4	4	25

MYA - Myanmar

No	C/L	Name	1	2	3	4	5	Pts
1		NAY Lin Aung	6					3
2	C	KYAW Kyaw Htway	1	1	1	1	1	3
3		ZAW Myo		4	4	4	4	12
4		MYO Min Oo	4					1
5		WIN Tun Oo		6	6	6	6	16
7		KHWE Char Maung						
9		DO Mae Ni Ko	5	5	5	5	5	6
11		AUNG Thu	3	3	3	3	3	35
12		YAN Lin Aung				2		1
17		THWIN Htoo Zin	2	2	2		2	11
18	L	NAY Lin Aung	L	L	L	L	L	

TEAM AND PLAYER PERFORMANCES

Won	Total Atts	No	Name
55	133	Total Team	
24	54	20	CHAN Alex Chi Wai
12	19	8	LEE Man Sing
11	28	11	SIU Cheong Hung
12	62	Total Team	
3	12	18	YAU Tze Ching
3	16	8	LEE Man Sing
3	7	11	SIU Cheong Hung
1	98	Total Team	
1	3	14	KWOK Chung Kan
29		Total Team	
97	293	Total Team	
25	80	20	CHAN Alex Chi Wai
89 km/h		5	KWONG Ngai Shing Jacky

Scoring Skills
Spike
Block
Serve
Opp Error
Total
Best Scorer
Fastest Serve

Won	Total Atts	No	Name
81	142	Total Team	
33	56	11	AUNG Thu
16	27	5	WIN Tun Oo
12	15	3	ZAW Myo
6	54	Total Team	
2	8	11	AUNG Thu
2	9	17	THWIN Htoo Zin
1	3	1	NAY Lin Aung
1	106	Total Team	
1	15	2	KYAW Kyaw Htway
19		Total Team	
107	302	Total Team	
35	80	11	AUNG Thu
99 km/h		11	AUNG Thu

LEGEND

Atts Attempts
L Libero player
n Starting line-up where n = starting position on court (i.e. positions 1 to 6)
Opp Opponent

C Team Captain
L Substitute libero
nn Substitute where nn = jersey number of out going player
Pts Points scored

Timing and Results provided by Tissot



TUE 30 SEP 2014
Start Time: 17:00 / End Time: 18:56

Match No.: 43

Match Results

경기 결과

Match Duration: 1h 56m
Spectators: 120

P2

KAZ vs KSA
3 2

Teams	Sets	1	2	3	4	5	Total
KAZ	3	18	20	25	30	15	108
KSA	2	25	25	14	28	8	100
	Playing Time	20m	24m	19m	30m	11m	1h 44m

First Referee: INDO Tomokazu (JPN)

Second Referee: BOONSIROJ Prasertsak (THA)

KAZ - Kazakhstan

No	C/L	Name	1	2	3	4	5	Pts
2		KUZNETSOV Anton					8	
3		YUDIN Anton	3	4	3	4	4	8
4		STOLNIKOV Alexandr	18					1
5		KUZNETSOV Sergey			12	12		
6	L	BAIBEKOV Kairat	L	L	L	L	L	
7	C	GORBATKOV Dmitriy	9	6	2	3	3	5
8		GABDULIN Kanat	1	2	1	2	2	5
9		IMANGALIYEV Marat	5		5	6	6	19
12		KADIRKHANOV Nodirkhan	6	1	6	1	1	10
17		RADKEVICH Sergey	4	5				10
18		VORIVODIN Vitaliy	2	3		7		6
19		MAMEDOV Maxim			4	5	5	10

KSA - Saudi Arabia

No	C/L	Name	1	2	3	4	5	Pts
2		ALJAHANI Majed Mohammed S	1	6	1	6	6	12
3		ALBAKHET Ahmed Abdulrahman M	4	3	4	3	3	13
4		ALBAKHEET Nawaf Abdulrahman M	6	5	6	5	5	12
7		ALNAJRANI Omar Mansour S			3			
9		ALKHAWAHER Dhia Ali A			2			1
10	L	ALGHAMDI Ayman Ahmad Y	L	L	L	L	L	
12		ALMUTAIRI Muwffaq Masoud S	3	2	3	2	2	3
13		ALMABADI Ahmed Masoud M			12			1
14		ALDOSSARI Thamer Abdullah S			4	12		1
15	C	ALKHAIBARY Esmael Abdullah A			18			1
17		MAJRASHI Ibrahim Ali A	2	1	2	1	1	17
18		ALKHALDI Abdulaziz Fahad S	5	4	5	4	4	4

TEAM AND PLAYER PERFORMANCES

Won	Total Atts	No Name	Scoring Skills	Won	Total Atts	No Name
58	119	Total Team	Spike	48	129	Total Team
17	29	9 IMANGALIYEV Marat		12	27	2 ALJAHANI Majed Mohammed S
9	17	19 MAMEDOV Maxim		12	32	3 ALBAKHET Ahmed Abdulrahman M
9	21	17 RADKEVICH Sergey		10	30	4 ALBAKHEET Nawaf Abdulrahman M
10	50	Total Team	Block	14	58	Total Team
3	15	12 KADIRKHANOV Nodirkhan		8	20	17 MAJRASHI Ibrahim Ali A
2	6	8 GABDULIN Kanat		2	7	12 ALMUTAIRI Muwffaq Masoud S
1	4	7 GORBATKOV Dmitriy	2	9	18 ALKHALDI Abdulaziz Fahad S	
6	106	Total Team	Serve	3	101	Total Team
2	27	8 GABDULIN Kanat		2	20	4 ALBAKHEET Nawaf Abdulrahman M
1	10	9 IMANGALIYEV Marat		1	17	17 MAJRASHI Ibrahim Ali A
1	15	7 GORBATKOV Dmitriy				
34		Total Team	Opp Error	35		Total Team
108	275	Total Team	Total	100	288	Total Team
19	41	9 IMANGALIYEV Marat	Best Scorer	17	57	17 MAJRASHI Ibrahim Ali A
104 km/h		7 GORBATKOV Dmitriy	Fastest Serve	106 km/h		2 ALJAHANI Majed Mohammed S

LEGEND

Atts Attempts
L Libero player
n Starting line-up where n = starting position on court (i.e. positions 1 to 6)
Opp Opponent

C Team Captain
L Substitute libero
nn Substitute where nn = jersey number of out going player
Pts Points scored

Timing and Results provided by Tissot



TUE 30 SEP 2014
Start Time: 19:30 / End Time: 20:41

Match No.: 44

Match Results

경기 결과

Match Duration: 1h 11m
Spectators: 200

P2

TPE vs PAK
3 0

Teams	Sets	1	2	3	Total
TPE	3	25	26	25	76
PAK	0	19	24	19	62
	Playing Time	19m	23m	23m	1h 05m

First Referee: FIROUZI Ebrahim (IRI)

Second Referee: LEE Kwanghun (KOR)

TPE - Chinese Taipei

No	C/L	Name	1	2	3	4	5	Pts
2		CHANG Liang Hao			14			2
3		LI Chia Hsuan		7				
6		HUANG Chun Ching	6	6	6			8
7		LIU Hung Min	2	2	2			12
9		CHIANG Tien Yu	3	3	3			6
11		LU CHIANG Yao Chiang		9	9			2
13		CHENG Ju Chien	1	1	1			2
14		WANG Ming Chun	4	4	4			6
15		HUANG Chin Feng	5	5	5			19
16	L	LIN Yung Shun	L	L	L			
17		HUANG Pei Hung			13			
19	C	CHEN Chien Chen						

PAK - Pakistan

No	C/L	Name	1	2	3	4	5	Pts
1		RASOOL Mohib	3	3	3			7
3		RAZA Mubashir						
4		NAQVI Syed Shujah Abbas		17	6			
5		NADEEM Asif	1	1	1			1
6		ALI Akhtar						
7		KHAN Muhammad Ismail	5	5	5			6
8		KHAN Aimal	4	4	4			24
9		KHAN Nasir	2	15	2			2
10	C	AHMED Naseer		5	9			
12	L	SULTAN Imran	L	L	L			
15		JEHAN Murad	9	2				3
17		IDREES Muhammad	6	6				2

TEAM AND PLAYER PERFORMANCES

Won	Total Atts	No Name	Scoring Skills	Won	Total Atts	No Name
43	82	Total Team		40	80	Total Team
14	21	15 HUANG Chin Feng	Spike	22	35	8 KHAN Aimal
12	22	7 LIU Hung Min		6	11	1 RASOOL Mohib
7	11	6 HUANG Chun Ching		5	14	7 KHAN Muhammad Ismail
3	46	Total Team	Block	2	30	Total Team
1	3	11 LU CHIANG Yao Chiang		1	7	7 KHAN Muhammad Ismail
1	8	13 CHENG Ju Chien		1	7	17 IDREES Muhammad
11	74	Total Team	Serve	3	64	Total Team
5	15	15 HUANG Chin Feng		2	13	8 KHAN Aimal
3	10	9 CHIANG Tien Yu		1	13	1 RASOOL Mohib
19		Total Team	Opp Error	17		Total Team
76	202	Total Team		62	174	Total Team
19	48	15 HUANG Chin Feng	Best Scorer	24	51	8 KHAN Aimal
110 km/h		15 HUANG Chin Feng	Fastest Serve	101 km/h		10 AHMED Naseer

LEGEND

Atts Attempts
L Libero player
n Starting line-up where n = starting position on court (i.e. positions 1 to 6)
Opp Opponent

C Team Captain
L Substitute libero
nn Substitute where nn = jersey number of out going player
Pts Points scored

Timing and Results provided by Tissot



Match No.: 41

Match Statistics

경기 통계

Match Duration: 1h 32m
Spectators: 260

P3

MDV vs TKM

1 3

Teams	Sets	1	2	3	4	Total
MDV	1	16	25	18	12	71
TKM	3	25	16	25	25	91
Playing Time		21m	21m	22m	19m	1h 23m

First Referee: UALKHANOV Doszhan (KAZ)


Second Referee: KIM Jongheun (KOR)

MDV - Maldives


Scoring Spike

Limit
15.00%

Rk	No	Name	Spikes	Faults	Shots	Total Attempts	Eff %
1	9	SAJID Ismail	15	4	13	32	34.38
2	12	HUZAAM Ali	7	6	7	20	5.00
3	10	ABDUL KAREEM Ahmed	12	11	5	28	3.57
	5	SAEED Hussain	5	1	1	7	
	2	AHSAN Mohamed	2	-	2	4	
	3	ABDULLA Junaid	-	-	-	-	
	8	MOHAMED Ishan	-	-	-	-	
	11	NILAAM Hassan	-	-	-	-	
	13	VISAM Hussain	-	-	-	-	
	14	NABEEL Ahmed	-	-	-	-	
	15	ADAM Asfag	-	-	-	-	
	16	SHAIN Mohamed	-	-	-	-	
Team Totals			41	22	28	91	20.88

Scoring Block


Rk	No	Name	Kill Blocks	Faults	Rebounds	Total Attempts	Avg by Set
1	9	SAJID Ismail	2	3	-	5	0.50
2	2	AHSAN Mohamed	1	7	-	8	0.25
3	5	SAEED Hussain	-	8	2	10	0.00
3	12	HUZAAM Ali	-	2	1	3	0.00
3	3	ABDULLA Junaid	-	-	1	1	0.00
3	10	ABDUL KAREEM Ahmed	-	1	-	1	0.00
3	14	NABEEL Ahmed	-	1	-	1	0.00
	8	MOHAMED Ishan	-	-	-	-	
	11	NILAAM Hassan	-	-	-	-	
	13	VISAM Hussain	-	-	-	-	
	15	ADAM Asfag	-	-	-	-	
	16	SHAIN Mohamed	-	-	-	-	
Team Totals			3	22	4	29	0.75

Scoring Service


Rk	No	Name	Aces	Faults	Serve Hits	Total Attempts	Avg by Set
1	9	SAJID Ismail	1	3	11	15	0.25
1	2	AHSAN Mohamed	1	1	9	11	0.25
1	8	MOHAMED Ishan	1	1	7	9	0.25
4	12	HUZAAM Ali	-	2	10	12	0.00
4	10	ABDUL KAREEM Ahmed	-	3	9	12	0.00
4	5	SAEED Hussain	-	1	8	9	0.00
	3	ABDULLA Junaid	-	-	-	-	
	11	NILAAM Hassan	-	-	-	-	
	13	VISAM Hussain	-	-	-	-	
	14	NABEEL Ahmed	-	-	-	-	
	15	ADAM Asfag	-	-	-	-	
	16	SHAIN Mohamed	-	-	-	-	
Team Totals			3	11	54	68	0.75

Team
Opponent Errors & Team Faults

24	2
----	---

Timing and Results provided by Tissot



Match No.: 41

Match Statistics

경기 통계

Match Duration: 1h 32m
Spectators: 260

P3

MDV vs TKM


1 3

Teams	Sets	1	2	3	4	Total
MDV	1	16	25	18	12	71
TKM	3	25	16	25	25	91
Playing Time		21m	21m	22m	19m	1h 23m


First Referee: UALKHANOV Doszhan (KAZ)

Second Referee: KIM Jongheun (KOR)

MDV - Maldives

Non-Scoring Dig


Rk	No	Name	Digs	Faults	Receptions	Total Attempts	Avg by Set
1	3	ABDULLA Junaid	2	-	4	6	0.50
2	10	ABDUL KAREEM Ahmed	1	2	4	7	0.25
3	14	NABEEL Ahmed	-	2	7	9	0.00
3	12	HUZAAM Ali	-	2	4	6	0.00
3	8	MOHAMED Ishan	-	2	1	3	0.00
3	9	SAJID Ismail	-	2	1	3	0.00
3	5	SAEED Hussain	-	1	1	2	0.00
	2	AHSAN Mohamed	-	-	-	-	-
	11	NILAAM Hassan	-	-	-	-	-
	13	VISAM Hussain	-	-	-	-	-
	15	ADAM Asfag	-	-	-	-	-
	16	SHAIN Mohamed	-	-	-	-	-
Team Totals			3	11	22	36	0.75

Non-Scoring Set


Rk	No	Name	Running Sets	Faults	Still Sets	Total Attempts	Avg by Set
1	8	MOHAMED Ishan	37	-	45	82	9.25
2	12	HUZAAM Ali	-	1	2	3	0.00
2	9	SAJID Ismail	-	-	1	1	0.00
2	14	NABEEL Ahmed	-	-	1	1	0.00
2	2	AHSAN Mohamed	-	1	-	1	0.00
	3	ABDULLA Junaid	-	-	-	-	-
	5	SAEED Hussain	-	-	-	-	-
	10	ABDUL KAREEM Ahmed	-	-	-	-	-
	11	NILAAM Hassan	-	-	-	-	-
	13	VISAM Hussain	-	-	-	-	-
	15	ADAM Asfag	-	-	-	-	-
	16	SHAIN Mohamed	-	-	-	-	-
Team Totals			37	2	49	88	9.25

Non-Scoring Reception

Limit
25.00%

Rk	No	Name	Excellents	Faults	Serve Receptions	Total Attempts	Succ %
1	9	SAJID Ismail	11	3	21	35	31.43
	3	ABDULLA Junaid	6	1	10	17	
	12	HUZAAM Ali	4	1	12	17	
	14	NABEEL Ahmed	3	-	1	4	
	15	ADAM Asfag	1	-	1	2	
	8	MOHAMED Ishan	-	-	1	1	
	10	ABDUL KAREEM Ahmed	-	1	-	1	
	2	AHSAN Mohamed	-	-	-	-	
	5	SAEED Hussain	-	-	-	-	
	11	NILAAM Hassan	-	-	-	-	
	13	VISAM Hussain	-	-	-	-	
	16	SHAIN Mohamed	-	-	-	-	
Team Totals			25	6	46	77	32.47



Match No.: 41

Match Statistics

경기 통계

Match Duration: 1h 32m
Spectators: 260

P3

MDV vs TKM

1 3

Teams	Sets	1	2	3	4	Total
MDV	1	16	25	18	12	71
TKM	3	25	16	25	25	91
Playing Time		21m	21m	22m	19m	1h 23m

First Referee: UALKHANOV Doszhan (KAZ)


Second Referee: KIM Jongheun (KOR)

TKM - Turkmenistan

Scoring Spike

Limit 15.00%

Rk	No	Name	Spikes	Faults	Shots	Total Attempts	Eff %
1	8	NURYYEV Didar	11	1	5	17	58.82
2	6	NURYYEV Dovletgeldi	14	5	3	22	40.91
3	9	NURYYEV Davut	8	4	6	18	22.22
	1	GYLYCHDURDYEV Gurbanmuhammet	7	1	1	9	
	3	ROZMETOV Bahram	4	1	1	6	
	10	ARTYKOV Ruslan	2	2	-	4	
	7	MASSAROV Mekan	2	1	-	3	
	2	TACHGELDIYEV Berdimammet	-	-	-	-	
	4	GURBANOV Yusup	-	-	-	-	
	5	AZIMOV Merdan	-	-	-	-	
	11	MYRATGELDIYEV Begli	-	-	-	-	
	12	GAYYPOV Eziizmyrat	-	-	-	-	
Team Totals			48	15	16	79	41.77

Scoring Block


Rk	No	Name	Kill Blocks	Faults	Rebounds	Total Attempts	Avg by Set
1	6	NURYYEV Dovletgeldi	5	2	2	9	1.25
2	8	NURYYEV Didar	3	3	1	7	0.75
3	1	GYLYCHDURDYEV Gurbanmuhammet	2	5	3	10	0.50
3	3	ROZMETOV Bahram	2	3	3	8	0.50
3	9	NURYYEV Davut	2	3	1	6	0.50
6	10	ARTYKOV Ruslan	1	3	1	5	0.25
	2	TACHGELDIYEV Berdimammet	-	-	-	-	
	4	GURBANOV Yusup	-	-	-	-	
	5	AZIMOV Merdan	-	-	-	-	
	7	MASSAROV Mekan	-	-	-	-	
	11	MYRATGELDIYEV Begli	-	-	-	-	
	12	GAYYPOV Eziizmyrat	-	-	-	-	
Team Totals			15	19	11	45	3.75

Scoring Service


Rk	No	Name	Aces	Faults	Serve Hits	Total Attempts	Avg by Set
1	8	NURYYEV Didar	3	2	14	19	0.75
2	9	NURYYEV Davut	1	-	19	20	0.25
2	6	NURYYEV Dovletgeldi	1	1	15	17	0.25
2	1	GYLYCHDURDYEV Gurbanmuhammet	1	1	10	12	0.25
5	10	ARTYKOV Ruslan	-	1	9	10	0.00
5	3	ROZMETOV Bahram	-	2	8	10	0.00
5	4	GURBANOV Yusup	-	1	-	1	0.00
5	7	MASSAROV Mekan	-	1	-	1	0.00
	2	TACHGELDIYEV Berdimammet	-	-	-	-	
	5	AZIMOV Merdan	-	-	-	-	
	11	MYRATGELDIYEV Begli	-	-	-	-	
	12	GAYYPOV Eziizmyrat	-	-	-	-	
Team Totals			6	9	75	90	1.50

Team
Opponent Errors & Team Faults

22	1
----	---

Timing and Results provided by Tissot



Match No.: 41

Match Statistics

경기 통계

Match Duration: 1h 32m
Spectators: 260

P3


MDV vs TKM
1 3

Teams	Sets	1	2	3	4	Total
MDV	1	16	25	18	12	71
TKM	3	25	16	25	25	91
Playing Time		21m	21m	22m	19m	1h 23m


First Referee: UALKHANOV Doszhan (KAZ)

Second Referee: KIM Jongheun (KOR)

TKM - Turkmenistan

Non-Scoring Dig


Rk	No	Name	Digs	Faults	Receptions	Total Attempts	Avg by Set
1	2	TACHGELDIYEV Berdimammet	2	1	3	6	0.50
2	6	NURYEV Davletgeldi	1	2	5	8	0.25
2	8	NURYEV Didar	1	4	3	8	0.25
2	10	ARTYKOV Ruslan	1	1	2	4	0.25
5	9	NURYEV Davut	-	1	8	9	0.00
5	3	ROZMETOV Bahram	-	1	2	3	0.00
5	1	GYLYCHDURDYEV Gurbanmuhammet	-	-	2	2	0.00
5	7	MASSAROV Mekan	-	-	1	1	0.00
	4	GURBANOV Yusup	-	-	-	-	-
	5	AZIMOV Merdan	-	-	-	-	-
	11	MYRATGELDIYEV Begli	-	-	-	-	-
	12	GAYYPOV Ezizmyrat	-	-	-	-	-
Team Totals			5	10	26	41	1.25

Non-Scoring Set


Rk	No	Name	Running Sets	Faults	Still Sets	Total Attempts	Avg by Set
1	10	ARTYKOV Ruslan	35	1	24	60	8.75
2	9	NURYEV Davut	4	1	1	6	1.00
3	2	TACHGELDIYEV Berdimammet	1	-	2	3	0.25
3	3	ROZMETOV Bahram	1	-	2	3	0.25
3	1	GYLYCHDURDYEV Gurbanmuhammet	1	-	-	1	0.25
3	8	NURYEV Didar	1	-	-	1	0.25
7	6	NURYEV Davletgeldi	-	1	-	1	0.00
	4	GURBANOV Yusup	-	-	-	-	-
	5	AZIMOV Merdan	-	-	-	-	-
	7	MASSAROV Mekan	-	-	-	-	-
	11	MYRATGELDIYEV Begli	-	-	-	-	-
	12	GAYYPOV Ezizmyrat	-	-	-	-	-
Team Totals			43	3	29	75	10.75

Non-Scoring Reception

Limit
25.00%

Rk	No	Name	Excellents	Faults	Serve Receptions	Total Attempts	Succ %
1	2	TACHGELDIYEV Berdimammet	8	2	12	22	36.36
	9	NURYEV Davut	3	-	16	19	
	8	NURYEV Didar	3	1	11	15	
	1	GYLYCHDURDYEV Gurbanmuhammet	-	-	2	2	
	11	MYRATGELDIYEV Begli	-	-	2	2	
	3	ROZMETOV Bahram	-	-	-	-	
	4	GURBANOV Yusup	-	-	-	-	
	5	AZIMOV Merdan	-	-	-	-	
	6	NURYEV Davletgeldi	-	-	-	-	
	7	MASSAROV Mekan	-	-	-	-	
	10	ARTYKOV Ruslan	-	-	-	-	
	12	GAYYPOV Ezizmyrat	-	-	-	-	
Team Totals			14	3	43	60	23.33

LEGEND	
Avg	Average
Eff%	Efficiency
Rk	Rank
Succ%	Success %

Timing and Results provided by Tissot



Match No.: 42

Match Statistics

경기 통계

Match Duration: 1h 55m
Spectators: 100

P3


HKG vs MYA
2 3

Teams	Sets	1	2	3	4	5	Total
HKG	2	25	16	26	20	10	97
MYA	3	18	25	24	25	15	107
	Playing Time	20m	22m	25m	22m	14m	1h 43m


First Referee: PRABAKARAN Vasu (IND)

Second Referee: PARK Kisuk (KOR)


HKG - Hong Kong, China

Scoring Spike

Limit 15.00%

Rk	No	Name	Spikes	Faults	Shots	Total Attempts	Eff %
1	11	SIU Cheong Hung	11	-	17	28	39.29
2	20	CHAN Alex Chi Wai	24	11	19	54	24.07
	8	LEE Man Sing	12	2	5	19	
	18	YAU Tze Ching	6	2	7	15	
	7	LAM Chun Man	2	2	8	12	
	9	CHUNG Wai Sze	-	-	2	2	
	12	WU Lok Kan	-	1	1	2	
	15	LUK Chun Ho	-	-	1	1	
	4	YIK Chi Hin	-	-	-	-	
	5	KWONG Ngai Shing Jacky	-	-	-	-	
	13	NG Kin Pong Jonathan	-	-	-	-	
	14	KWOK Chung Kan	-	-	-	-	
Team Totals			55	18	60	133	27.82

Scoring Block


Rk	No	Name	Kill Blocks	Faults	Rebounds	Total Attempts	Avg by Set
1	8	LEE Man Sing	3	9	4	16	0.60
1	18	YAU Tze Ching	3	4	5	12	0.60
1	11	SIU Cheong Hung	3	4	-	7	0.60
4	20	CHAN Alex Chi Wai	1	7	2	10	0.20
4	5	KWONG Ngai Shing Jacky	1	3	1	5	0.20
4	9	CHUNG Wai Sze	1	3	1	5	0.20
7	7	LAM Chun Man	-	6	1	7	0.00
	4	YIK Chi Hin	-	-	-	-	
	12	WU Lok Kan	-	-	-	-	
	13	NG Kin Pong Jonathan	-	-	-	-	
	14	KWOK Chung Kan	-	-	-	-	
	15	LUK Chun Ho	-	-	-	-	
Team Totals			12	36	14	62	2.40

Scoring Service


Rk	No	Name	Aces	Faults	Serve Hits	Total Attempts	Avg by Set
1	14	KWOK Chung Kan	1	-	2	3	0.20
2	18	YAU Tze Ching	-	2	16	18	0.00
2	20	CHAN Alex Chi Wai	-	-	16	16	0.00
2	11	SIU Cheong Hung	-	-	15	15	0.00
2	7	LAM Chun Man	-	-	13	13	0.00
2	8	LEE Man Sing	-	1	11	12	0.00
2	5	KWONG Ngai Shing Jacky	-	1	8	9	0.00
2	9	CHUNG Wai Sze	-	1	8	9	0.00
2	15	LUK Chun Ho	-	-	3	3	0.00
	4	YIK Chi Hin	-	-	-	-	
	12	WU Lok Kan	-	-	-	-	
	13	NG Kin Pong Jonathan	-	-	-	-	
Team Totals			1	5	92	98	0.20

Team
Opponent Errors & Team Faults

29	1
----	---

Timing and Results provided by Tissot



Match No.: 42

Match Statistics

경기 통계

Match Duration: 1h 55m
Spectators: 100

P3

HKG vs MYA


2 3

Teams	Sets	1	2	3	4	5	Total
HKG	2	25	16	26	20	10	97
MYA	3	18	25	24	25	15	107
	Playing Time	20m	22m	25m	22m	14m	1h 43m

First Referee: PRABAKARAN Vasu (IND)

Second Referee: PARK Kisuk (KOR)

HKG - Hong Kong, China

Non-Scoring Dig


Rk	No	Name	Digs	Faults	Receptions	Total Attempts	Avg by Set
1	7	LAM Chun Man	2	5	5	12	0.40
2	13	NG Kin Pong Jonathan	1	4	9	14	0.20
2	11	SIU Cheong Hung	1	4	6	11	0.20
2	9	CHUNG Wai Sze	1	2	6	9	0.20
2	18	YAU Tze Ching	1	1	1	3	0.20
2	14	KWOK Chung Kan	1	-	1	2	0.20
7	20	CHAN Alex Chi Wai	-	4	5	9	0.00
7	8	LEE Man Sing	-	-	6	6	0.00
7	5	KWONG Ngai Shing Jacky	-	1	2	3	0.00
7	12	WU Lok Kan	-	-	1	1	0.00
4	4	YIK Chi Hin	-	-	-	-	-
4	15	LUK Chun Ho	-	-	-	-	-
Team Totals			7	21	42	70	1.40

Non-Scoring Set


Rk	No	Name	Running Sets	Faults	Still Sets	Total Attempts	Avg by Set
1	9	CHUNG Wai Sze	29	-	36	65	5.80
2	5	KWONG Ngai Shing Jacky	21	1	24	46	4.20
3	11	SIU Cheong Hung	1	-	1	2	0.20
3	18	YAU Tze Ching	1	-	-	1	0.20
5	13	NG Kin Pong Jonathan	-	-	9	9	0.00
5	7	LAM Chun Man	-	-	4	4	0.00
5	8	LEE Man Sing	-	-	1	1	0.00
4	4	YIK Chi Hin	-	-	-	-	-
4	12	WU Lok Kan	-	-	-	-	-
4	14	KWOK Chung Kan	-	-	-	-	-
4	15	LUK Chun Ho	-	-	-	-	-
4	20	CHAN Alex Chi Wai	-	-	-	-	-
Team Totals			52	1	75	128	10.40

Non-Scoring Reception

Limit
25.00%

Rk	No	Name	Excellents	Faults	Serve Receptions	Total Attempts	Succ %
1	11	SIU Cheong Hung	11	-	15	26	42.31
2	7	LAM Chun Man	9	1	14	24	37.50
3	13	NG Kin Pong Jonathan	13	-	24	37	35.14
14	14	KWOK Chung Kan	1	-	2	3	
5	5	KWONG Ngai Shing Jacky	-	-	1	1	
4	4	YIK Chi Hin	-	-	-	-	
8	8	LEE Man Sing	-	-	-	-	
9	9	CHUNG Wai Sze	-	-	-	-	
12	12	WU Lok Kan	-	-	-	-	
15	15	LUK Chun Ho	-	-	-	-	
18	18	YAU Tze Ching	-	-	-	-	
20	20	CHAN Alex Chi Wai	-	-	-	-	
Team Totals			34	1	56	91	37.36



Match No.: 42

Match Statistics

경기 통계

Match Duration: 1h 55m
Spectators: 100

P3


HKG vs MYA
2 3

Teams	Sets	1	2	3	4	5	Total
HKG	2	25	16	26	20	10	97
MYA	3	18	25	24	25	15	107
	Playing Time	20m	22m	25m	22m	14m	1h 43m


First Referee: PRABAKARAN Vasu (IND)

Second Referee: PARK Kisuk (KOR)


MYA - Myanmar

Scoring Spike

Limit 15.00%

Rk	No	Name	Spikes	Faults	Shots	Total Attempts	Eff %
1	5	WIN Tun Oo	16	4	7	27	44.44
2	11	AUNG Thu	33	12	11	56	37.50
	3	ZAW Myo	12	-	3	15	
	9	DO Mae Ni Ko	5	1	7	13	
	17	THWIN Htoo Zin	9	2	2	13	
	1	NAY Lin Aung	2	3	3	8	
	2	KYAW Kyaw Htway	2	1	2	5	
	4	MYO Min Oo	1	2	-	3	
	12	YAN Lin Aung	1	-	1	2	
	7	KHWE Char Maung	-	-	-	-	
	18	NAY Lin Aung	-	-	-	-	
Team Totals			81	25	36	142	39.44

Scoring Block


Rk	No	Name	Kill Blocks	Faults	Rebounds	Total Attempts	Avg by Set
1	17	THWIN Htoo Zin	2	4	3	9	0.40
1	11	AUNG Thu	2	3	3	8	0.40
3	9	DO Mae Ni Ko	1	5	6	12	0.20
3	1	NAY Lin Aung	1	-	2	3	0.20
5	5	WIN Tun Oo	-	6	3	9	0.00
5	3	ZAW Myo	-	-	6	6	0.00
5	2	KYAW Kyaw Htway	-	-	4	4	0.00
5	12	YAN Lin Aung	-	1	1	2	0.00
5	4	MYO Min Oo	-	-	1	1	0.00
	7	KHWE Char Maung	-	-	-	-	
	18	NAY Lin Aung	-	-	-	-	
Team Totals			6	19	29	54	1.20

Scoring Service


Rk	No	Name	Aces	Faults	Serve Hits	Total Attempts	Avg by Set
1	2	KYAW Kyaw Htway	1	1	13	15	0.20
2	9	DO Mae Ni Ko	-	2	18	20	0.00
2	17	THWIN Htoo Zin	-	3	14	17	0.00
2	11	AUNG Thu	-	5	11	16	0.00
2	5	WIN Tun Oo	-	-	14	14	0.00
2	3	ZAW Myo	-	2	12	14	0.00
2	12	YAN Lin Aung	-	-	5	5	0.00
2	4	MYO Min Oo	-	-	3	3	0.00
2	1	NAY Lin Aung	-	1	1	2	0.00
	7	KHWE Char Maung	-	-	-	-	
	18	NAY Lin Aung	-	-	-	-	
Team Totals			1	14	91	106	0.20

Team

Opponent Errors & Team Faults	19
-------------------------------	----



Match No.: 42

Match Statistics

경기 통계

Match Duration: 1h 55m
Spectators: 100

P3


HKG vs MYA
2 3

Teams	Sets	1	2	3	4	5	Total
HKG	2	25	16	26	20	10	97
MYA	3	18	25	24	25	15	107
	Playing Time	20m	22m	25m	22m	14m	1h 43m


First Referee: PRABAKARAN Vasu (IND)

Second Referee: PARK Kisuk (KOR)

MYA - Myanmar

Non-Scoring Dig


Rk	No	Name	Digs	Faults	Receptions	Total Attempts	Avg by Set
1	18	NAY Lin Aung	5	5	15	25	1.00
2	11	AUNG Thu	2	6	8	16	0.40
3	5	WIN Tun Oo	1	2	8	11	0.20
3	9	DO Mae Ni Ko	1	1	5	7	0.20
5	2	KYAW Kyaw Htway	-	3	8	11	0.00
5	3	ZAW Myo	-	1	9	10	0.00
5	17	THWIN Htoo Zin	-	1	3	4	0.00
5	1	NAY Lin Aung	-	-	2	2	0.00
5	4	MYO Min Oo	-	-	2	2	0.00
	7	KHWE Char Maung	-	-	-	-	-
	12	YAN Lin Aung	-	-	-	-	-
Team Totals			9	19	60	88	1.80

Non-Scoring Set


Rk	No	Name	Running Sets	Faults	Still Sets	Total Attempts	Avg by Set
1	2	KYAW Kyaw Htway	72	1	44	117	14.40
2	3	ZAW Myo	3	-	1	4	0.60
3	18	NAY Lin Aung	1	1	4	6	0.20
3	5	WIN Tun Oo	1	-	3	4	0.20
3	9	DO Mae Ni Ko	1	-	1	2	0.20
3	11	AUNG Thu	1	-	1	2	0.20
7	17	THWIN Htoo Zin	-	-	2	2	0.00
	1	NAY Lin Aung	-	-	-	-	-
	4	MYO Min Oo	-	-	-	-	-
	7	KHWE Char Maung	-	-	-	-	-
	12	YAN Lin Aung	-	-	-	-	-
Team Totals			79	2	56	137	15.80

Non-Scoring Reception

Limit
25.00%

Rk	No	Name	Excellents	Faults	Serve Receptions	Total Attempts	Succ %
1	11	AUNG Thu	21	1	40	62	33.87
	18	NAY Lin Aung	11	-	11	22	
	3	ZAW Myo	3	-	1	4	
	1	NAY Lin Aung	-	-	2	2	
	17	THWIN Htoo Zin	-	-	1	1	
	2	KYAW Kyaw Htway	-	-	-	-	
	4	MYO Min Oo	-	-	-	-	
	5	WIN Tun Oo	-	-	-	-	
	7	KHWE Char Maung	-	-	-	-	
	9	DO Mae Ni Ko	-	-	-	-	
	12	YAN Lin Aung	-	-	-	-	
Team Totals			35	1	55	91	38.46

Avg	Eff%	Rk	Succ%
Average	Efficiency	Rank	Success %

Timing and Results provided by Tissot



Match No.: 43

Match Statistics

경기 통계

Match Duration: 1h 56m
Spectators: 120

P3

KAZ vs KSA
3 2

Teams	Sets	1	2	3	4	5	Total
KAZ	3	18	20	25	30	15	108
KSA	2	25	25	14	28	8	100
	Playing Time	20m	24m	19m	30m	11m	1h 44m

First Referee: INDO Tomokazu (JPN)


Second Referee: BOONSIROJ Prasertsak (THA)

KAZ - Kazakhstan

Scoring Spike

Limit 15.00%

Rk	No	Name	Spikes	Faults	Shots	Total Attempts	Eff %
1	9	IMANGALIYEV Marat	17	3	9	29	48.28
2	17	RADKEVICH Sergey	9	5	7	21	19.05
	19	MAMEDOV Maxim	9	4	4	17	
	18	VORIVODIN Vitaliy	6	4	6	16	
	7	GORBATKOV Dmitriy	3	4	6	13	
	12	KADIRKHANOV Nodirkhan	6	3	2	11	
	3	YUDIN Anton	6	1	3	10	
	4	STOLNIKOV Alexandr	1	-	-	1	
	8	GABDULIN Kanat	1	-	-	1	
	2	KUZNETSOV Anton	-	-	-	-	
	5	KUZNETSOV Sergey	-	-	-	-	
	6	BAIBEKOV Kairat	-	-	-	-	
Team Totals			58	24	37	119	28.57

Scoring Block


Rk	No	Name	Kill Blocks	Faults	Rebounds	Total Attempts	Avg by Set
1	12	KADIRKHANOV Nodirkhan	3	8	4	15	0.60
2	8	GABDULIN Kanat	2	2	2	6	0.40
3	3	YUDIN Anton	1	3	7	11	0.20
3	7	GORBATKOV Dmitriy	1	-	3	4	0.20
3	19	MAMEDOV Maxim	1	1	2	4	0.20
3	9	IMANGALIYEV Marat	1	-	1	2	0.20
3	17	RADKEVICH Sergey	1	-	1	2	0.20
8	18	VORIVODIN Vitaliy	-	3	2	5	0.00
8	6	BAIBEKOV Kairat	-	-	1	1	0.00
	2	KUZNETSOV Anton	-	-	-	-	
	4	STOLNIKOV Alexandr	-	-	-	-	
	5	KUZNETSOV Sergey	-	-	-	-	
Team Totals			10	17	23	50	2.00

Scoring Service


Rk	No	Name	Aces	Faults	Serve Hits	Total Attempts	Avg by Set
1	8	GABDULIN Kanat	2	1	24	27	0.40
2	3	YUDIN Anton	1	5	10	16	0.20
2	7	GORBATKOV Dmitriy	1	2	12	15	0.20
2	12	KADIRKHANOV Nodirkhan	1	5	7	13	0.20
2	9	IMANGALIYEV Marat	1	1	8	10	0.20
6	19	MAMEDOV Maxim	-	2	8	10	0.00
6	18	VORIVODIN Vitaliy	-	1	6	7	0.00
6	17	RADKEVICH Sergey	-	-	5	5	0.00
6	5	KUZNETSOV Sergey	-	-	3	3	0.00
	2	KUZNETSOV Anton	-	-	-	-	
	4	STOLNIKOV Alexandr	-	-	-	-	
	6	BAIBEKOV Kairat	-	-	-	-	
Team Totals			6	17	83	106	1.20

Team
Opponent Errors & Team Faults

34	1
----	---

Timing and Results provided by Tissot



Match No.: 43

Match Statistics

경기 통계

Match Duration: 1h 56m
Spectators: 120

P3


KAZ vs KSA
3 2

Teams	Sets	1	2	3	4	5	Total
KAZ	3	18	20	25	30	15	108
KSA	2	25	25	14	28	8	100
	Playing Time	20m	24m	19m	30m	11m	1h 44m


First Referee: INDO Tomokazu (JPN)

Second Referee: BOONSIROJ Prasertsak (THA)

KAZ - Kazakhstan

Non-Scoring Dig


Rk	No	Name	Digs	Faults	Receptions	Total Attempts	Avg by Set
1	6	BAIBEKOV Kairat	2	4	22	28	0.40
2	8	GABDULIN Kanat	1	3	2	6	0.20
2	12	KADIRKHANOV Nodirkhan	1	-	1	2	0.20
4	7	GORBATKOV Dmitriy	-	2	10	12	0.00
4	9	IMANGALIYEV Marat	-	1	8	9	0.00
4	17	RADKEVICH Sergey	-	2	6	8	0.00
4	19	MAMEDOV Maxim	-	1	5	6	0.00
4	18	VORIVODIN Vitaliy	-	1	4	5	0.00
4	3	YUDIN Anton	-	3	1	4	0.00
	2	KUZNETSOV Anton	-	-	-	-	-
	4	STOLNIKOV Alexandr	-	-	-	-	-
	5	KUZNETSOV Sergey	-	-	-	-	-
Team Totals			4	17	59	80	0.80

Non-Scoring Set


Rk	No	Name	Running Sets	Faults	Still Sets	Total Attempts	Avg by Set
1	8	GABDULIN Kanat	52	5	53	110	10.40
2	6	BAIBEKOV Kairat	1	-	2	3	0.20
2	3	YUDIN Anton	1	-	1	2	0.20
2	19	MAMEDOV Maxim	1	-	-	1	0.20
5	5	KUZNETSOV Sergey	-	-	2	2	0.00
5	9	IMANGALIYEV Marat	-	1	1	2	0.00
5	12	KADIRKHANOV Nodirkhan	-	-	1	1	0.00
	2	KUZNETSOV Anton	-	-	-	-	-
	4	STOLNIKOV Alexandr	-	-	-	-	-
	7	GORBATKOV Dmitriy	-	-	-	-	-
	17	RADKEVICH Sergey	-	-	-	-	-
	18	VORIVODIN Vitaliy	-	-	-	-	-
Team Totals			55	6	60	121	11.00

Non-Scoring Reception

Limit
25.00%

Rk	No	Name	Excellents	Faults	Serve Receptions	Total Attempts	Succ %
1	6	BAIBEKOV Kairat	8	1	14	23	34.78
2	7	GORBATKOV Dmitriy	6	-	18	24	25.00
	18	VORIVODIN Vitaliy	5	1	13	19	-
	9	IMANGALIYEV Marat	2	-	11	13	-
	2	KUZNETSOV Anton	-	-	-	-	-
	3	YUDIN Anton	-	-	-	-	-
	4	STOLNIKOV Alexandr	-	-	-	-	-
	5	KUZNETSOV Sergey	-	-	-	-	-
	8	GABDULIN Kanat	-	-	-	-	-
	12	KADIRKHANOV Nodirkhan	-	-	-	-	-
	17	RADKEVICH Sergey	-	-	-	-	-
	19	MAMEDOV Maxim	-	-	-	-	-
Team Totals			21	2	56	79	26.58



Match No.: 43

Match Statistics

경기 통계

Match Duration: 1h 56m
Spectators: 120

P3


KAZ vs KSA
3 2

Teams	Sets	1	2	3	4	5	Total
KAZ	3	18	20	25	30	15	108
KSA	2	25	25	14	28	8	100
	Playing Time	20m	24m	19m	30m	11m	1h 44m


First Referee: INDO Tomokazu (JPN)

Second Referee: BOONSIROJ Prasertsak (THA)


KSA - Saudi Arabia

Scoring Spike

Limit 15.00%

Rk	No	Name	Spikes	Faults	Shots	Total Attempts	Eff %
1	2	ALJAHANI Majed Mohammed S	12	2	13	27	37.04
2	17	MAJRASHI Ibrahim Ali A	8	4	8	20	20.00
3	3	ALBAKHET Ahmed Abdulrahman M	12	6	14	32	18.75
4	4	ALBAKHEET Nawaf Abdulrahman M	10	8	12	30	6.67
	18	ALKHALDI Abdulaziz Fahad S	2	2	6	10	
	12	ALMUTAIRI Muwffaq Masoud S	1	1	2	4	
	15	ALKHAIBARY Esmael Abdullah A	1	1	-	2	
	9	ALKHAWAHER Dhia Ali A	1	-	-	1	
	13	ALMABADI Ahmed Masoud M	1	-	-	1	
	14	ALDOSSARI Thamer Abdullah S	-	-	1	1	
	7	ALNAJRANI Omar Mansour S	-	1	-	1	
	10	ALGHAMDY Ayman Ahmad Y	-	-	-	-	
Team Totals			48	25	56	129	17.83

Scoring Block


Rk	No	Name	Kill Blocks	Faults	Rebounds	Total Attempts	Avg by Set
1	17	MAJRASHI Ibrahim Ali A	8	6	6	20	1.60
2	18	ALKHALDI Abdulaziz Fahad S	2	7	-	9	0.40
2	12	ALMUTAIRI Muwffaq Masoud S	2	4	1	7	0.40
4	3	ALBAKHET Ahmed Abdulrahman M	1	4	1	6	0.20
4	14	ALDOSSARI Thamer Abdullah S	1	3	1	5	0.20
6	2	ALJAHANI Majed Mohammed S	-	2	3	5	0.00
6	4	ALBAKHEET Nawaf Abdulrahman M	-	3	1	4	0.00
6	15	ALKHAIBARY Esmael Abdullah A	-	1	1	2	0.00
	7	ALNAJRANI Omar Mansour S	-	-	-	-	
	9	ALKHAWAHER Dhia Ali A	-	-	-	-	
	10	ALGHAMDY Ayman Ahmad Y	-	-	-	-	
	13	ALMABADI Ahmed Masoud M	-	-	-	-	
Team Totals			14	30	14	58	2.80

Scoring Service


Rk	No	Name	Aces	Faults	Serve Hits	Total Attempts	Avg by Set
1	4	ALBAKHEET Nawaf Abdulrahman M	2	3	15	20	0.40
2	17	MAJRASHI Ibrahim Ali A	1	2	14	17	0.20
3	2	ALJAHANI Majed Mohammed S	-	-	17	17	0.00
3	3	ALBAKHET Ahmed Abdulrahman M	-	3	11	14	0.00
3	18	ALKHALDI Abdulaziz Fahad S	-	-	13	13	0.00
3	12	ALMUTAIRI Muwffaq Masoud S	-	3	6	9	0.00
3	14	ALDOSSARI Thamer Abdullah S	-	2	3	5	0.00
3	15	ALKHAIBARY Esmael Abdullah A	-	-	3	3	0.00
3	7	ALNAJRANI Omar Mansour S	-	-	1	1	0.00
3	10	ALGHAMDY Ayman Ahmad Y	-	-	1	1	0.00
3	9	ALKHAWAHER Dhia Ali A	-	1	-	1	0.00
	13	ALMABADI Ahmed Masoud M	-	-	-	-	
Team Totals			3	14	84	101	0.60

Team
Opponent Errors & Team Faults

35	1
----	---

Timing and Results provided by Tissot



Match No.: 43

Match Statistics

경기 통계

Match Duration: 1h 56m
Spectators: 120

P3


KAZ vs KSA
3 2

Teams	Sets	1	2	3	4	5	Total
KAZ	3	18	20	25	30	15	108
KSA	2	25	25	14	28	8	100
	Playing Time	20m	24m	19m	30m	11m	1h 44m


First Referee: INDO Tomokazu (JPN)

Second Referee: BOONSIROJ Prasertsak (THA)

KSA - Saudi Arabia

Non-Scoring Dig


Rk	No	Name	Digs	Faults	Receptions	Total Attempts	Avg by Set
1	17	MAJRASHI Ibrahim Ali A	2	-	7	9	0.40
2	10	ALGHAMDI Ayman Ahmad Y	1	4	16	21	0.20
2	4	ALBAKHEET Nawaf Abdulrahman M	1	3	9	13	0.20
2	12	ALMUTAIRI Muwffaq Masoud S	1	4	5	10	0.20
5	2	ALJAHANI Majed Mohammed S	-	1	4	5	0.00
5	18	ALKHALDI Abdulaziz Fahad S	-	1	4	5	0.00
5	3	ALBAKHET Ahmed Abdulrahman M	-	2	3	5	0.00
5	15	ALKHAIBARY Esmael Abdullah A	-	-	2	2	0.00
5	7	ALNAJRANI Omar Mansour S	-	-	1	1	0.00
	9	ALKHAWAHER Dhia Ali A	-	-	-	-	-
	13	ALMABADI Ahmed Masoud M	-	-	-	-	-
	14	ALDOSSARI Thamer Abdullah S	-	-	-	-	-
Team Totals			5	15	51	71	1.00

Non-Scoring Set


Rk	No	Name	Running Sets	Faults	Still Sets	Total Attempts	Avg by Set
1	12	ALMUTAIRI Muwffaq Masoud S	31	3	47	81	6.20
2	14	ALDOSSARI Thamer Abdullah S	8	1	10	19	1.60
3	10	ALGHAMDI Ayman Ahmad Y	3	-	4	7	0.60
4	3	ALBAKHET Ahmed Abdulrahman M	1	-	5	6	0.20
4	2	ALJAHANI Majed Mohammed S	1	-	3	4	0.20
4	18	ALKHALDI Abdulaziz Fahad S	1	-	2	3	0.20
4	4	ALBAKHEET Nawaf Abdulrahman M	1	-	1	2	0.20
8	17	MAJRASHI Ibrahim Ali A	-	-	2	2	0.00
8	7	ALNAJRANI Omar Mansour S	-	-	1	1	0.00
	9	ALKHAWAHER Dhia Ali A	-	-	-	-	-
	13	ALMABADI Ahmed Masoud M	-	-	-	-	-
	15	ALKHAIBARY Esmael Abdullah A	-	-	-	-	-
Team Totals			46	4	75	125	9.20

Non-Scoring Reception

Limit
25.00%

Rk	No	Name	Excellents	Faults	Serve Receptions	Total Attempts	Succ %
1	3	ALBAKHET Ahmed Abdulrahman M	11	-	23	34	32.35
2	2	ALJAHANI Majed Mohammed S	6	2	15	23	26.09
3	10	ALGHAMDI Ayman Ahmad Y	5	2	21	28	17.86
	7	ALNAJRANI Omar Mansour S	-	-	2	2	-
	4	ALBAKHEET Nawaf Abdulrahman M	-	-	1	1	-
	9	ALKHAWAHER Dhia Ali A	-	-	-	-	-
	12	ALMUTAIRI Muwffaq Masoud S	-	-	-	-	-
	13	ALMABADI Ahmed Masoud M	-	-	-	-	-
	14	ALDOSSARI Thamer Abdullah S	-	-	-	-	-
	15	ALKHAIBARY Esmael Abdullah A	-	-	-	-	-
	17	MAJRASHI Ibrahim Ali A	-	-	-	-	-
	18	ALKHALDI Abdulaziz Fahad S	-	-	-	-	-
Team Totals			22	4	62	88	25.00

LEGEND	
Avg	Average
Eff%	Efficiency
Rk	Rank
Succ%	Success %

Timing and Results provided by Tissot



Match No.: 44

Match Statistics

경기 통계

Match Duration: 1h 11m
Spectators: 200

P3

TPE vs PAK


3 0

Teams	Sets	1	2	3	Total
TPE	3	25	26	25	76
PAK	0	19	24	19	62
	Playing Time	19m	23m	23m	1h 05m


First Referee: FIROUZI Ebrahim (IRI)

Second Referee: LEE Kwanghun (KOR)


TPE - Chinese Taipei

Scoring Spike

Limit
15.00%

Rk	No	Name	Spikes	Faults	Shots	Total Attempts	Eff %
1	15	HUANG Chin Feng	14	2	5	21	57.14
2	7	LIU Hung Min	12	5	5	22	31.82
3	14	WANG Ming Chun	5	4	5	14	7.14
	6	HUANG Chun Ching	7	-	4	11	
	9	CHIANG Tien Yu	2	1	7	10	
	2	CHANG Liang Hao	2	-	-	2	
	11	LU CHIANG Yao Chiang	-	-	1	1	
	13	CHENG Ju Chien	1	-	-	1	
	3	LI Chia Hsuan	-	-	-	-	
	16	LIN Yung Shun	-	-	-	-	
	17	HUANG Pei Hung	-	-	-	-	
	19	CHEN Chien Chen	-	-	-	-	
Team Totals			43	12	27	82	37.80

Scoring Block


Rk	No	Name	Kill Blocks	Faults	Rebounds	Total Attempts	Avg by Set
1	9	CHIANG Tien Yu	1	5	3	9	0.33
1	13	CHENG Ju Chien	1	4	3	8	0.33
1	11	LU CHIANG Yao Chiang	1	-	2	3	0.33
4	15	HUANG Chin Feng	-	8	4	12	0.00
4	6	HUANG Chun Ching	-	4	2	6	0.00
4	14	WANG Ming Chun	-	1	4	5	0.00
4	7	LIU Hung Min	-	3	-	3	0.00
	2	CHANG Liang Hao	-	-	-	-	
	3	LI Chia Hsuan	-	-	-	-	
	16	LIN Yung Shun	-	-	-	-	
	17	HUANG Pei Hung	-	-	-	-	
	19	CHEN Chien Chen	-	-	-	-	
Team Totals			3	25	18	46	1.00

Scoring Service


Rk	No	Name	Aces	Faults	Serve Hits	Total Attempts	Avg by Set
1	15	HUANG Chin Feng	5	1	9	15	1.67
2	9	CHIANG Tien Yu	3	2	5	10	1.00
3	6	HUANG Chun Ching	1	-	12	13	0.33
3	14	WANG Ming Chun	1	1	8	10	0.33
3	11	LU CHIANG Yao Chiang	1	-	3	4	0.33
6	7	LIU Hung Min	-	1	10	11	0.00
6	13	CHENG Ju Chien	-	1	10	11	0.00
	2	CHANG Liang Hao	-	-	-	-	
	3	LI Chia Hsuan	-	-	-	-	
	16	LIN Yung Shun	-	-	-	-	
	17	HUANG Pei Hung	-	-	-	-	
	19	CHEN Chien Chen	-	-	-	-	
Team Totals			11	6	57	74	3.67

Team
Opponent Errors & Team Faults

19

Timing and Results provided by Tissot



Match No.: 44

Match Statistics

경기 통계

Match Duration: 1h 11m
Spectators: 200

P3

TPE vs PAK

3 0


Teams	Sets	1	2	3	Total
TPE	3	25	26	25	76
PAK	0	19	24	19	62
	Playing Time	19m	23m	23m	1h 05m


First Referee: FIROUZI Ebrahim (IRI)

Second Referee: LEE Kwanghun (KOR)

TPE - Chinese Taipei

Non-Scoring Dig	Rk	No	Name	Digs	Faults	Receptions	Total Attempts	Avg by Set	
	1	13	CHENG Ju Chien	1	-	5	6	0.33	
	1	15	HUANG Chin Feng	1	2	3	6	0.33	
	3	16	LIN Yung Shun	-	3	7	10	0.00	
	3	7	LIU Hung Min	-	1	6	7	0.00	
	3	14	WANG Ming Chun	-	-	5	5	0.00	
	3	6	HUANG Chun Ching	-	-	3	3	0.00	
	3	9	CHIANG Tien Yu	-	1	1	2	0.00	
	3	11	LU CHIANG Yao Chiang	-	-	1	1	0.00	
	3	17	HUANG Pei Hung	-	-	1	1	0.00	
		2	CHANG Liang Hao	-	-	-	-	-	
		3	LI Chia Hsuan	-	-	-	-	-	
		19	CHEN Chien Chen	-	-	-	-	-	
		Team Totals			2	7	32	41	0.67

Non-Scoring Set	Rk	No	Name	Running Sets	Faults	Still Sets	Total Attempts	Avg by Set
	1	13	CHENG Ju Chien	33	1	26	60	11.00
	2	16	LIN Yung Shun	3	-	3	6	1.00
	3	7	LIU Hung Min	2	-	-	2	0.67
	3	17	HUANG Pei Hung	2	-	-	2	0.67
	5	14	WANG Ming Chun	-	-	4	4	0.00
	5	2	CHANG Liang Hao	-	-	1	1	0.00
	5	9	CHIANG Tien Yu	-	-	1	1	0.00
		3	LI Chia Hsuan	-	-	-	-	-
		6	HUANG Chun Ching	-	-	-	-	-
		11	LU CHIANG Yao Chiang	-	-	-	-	-
		15	HUANG Chin Feng	-	-	-	-	-
		19	CHEN Chien Chen	-	-	-	-	-
		Team Totals			40	1	35	76

Non-Scoring Reception	Rk	No	Name	Excellents	Faults	Serve Receptions	Total Attempts	Succ %	
	1	16	LIN Yung Shun	9	-	7	16	56.25	
	2	7	LIU Hung Min	7	2	15	24	29.17	
		15	HUANG Chin Feng	3	1	5	9		
		9	CHIANG Tien Yu	-	-	1	1		
		2	CHANG Liang Hao	-	-	-	-		
		3	LI Chia Hsuan	-	-	-	-		
		6	HUANG Chun Ching	-	-	-	-		
		11	LU CHIANG Yao Chiang	-	-	-	-		
		13	CHENG Ju Chien	-	-	-	-		
		14	WANG Ming Chun	-	-	-	-		
		17	HUANG Pei Hung	-	-	-	-		
		19	CHEN Chien Chen	-	-	-	-		
	Limit								
	25.00%	Team Totals			19	3	28	50	38.00



Match No.: 44

Match Statistics

경기 통계

Match Duration: 1h 11m
Spectators: 200

P3


TPE vs PAK
3 0

Teams	Sets	1	2	3	Total
TPE	3	25	26	25	76
PAK	0	19	24	19	62
	Playing Time	19m	23m	23m	1h 05m


First Referee: FIROUZI Ebrahim (IRI)

Second Referee: LEE Kwanghun (KOR)


PAK - Pakistan

Scoring Spike

Limit 15.00%

Rk	No	Name	Spikes	Faults	Shots	Total Attempts	Eff %
1	8	KHAN Aimal	22	3	10	35	54.29
2	7	KHAN Muhammad Ismail	5	2	7	14	21.43
	1	RASOOL Mohib	6	-	5	11	
	10	AHMED Naseer	-	-	6	6	
	9	KHAN Nasir	2	2	2	6	
	15	JEHAN Murad	3	1	1	5	
	17	IDREES Muhammad	1	-	1	2	
	5	NADEEM Asif	1	-	-	1	
	3	RAZA Mubashir	-	-	-	-	
	4	NAQVI Syed Shujah Abbas	-	-	-	-	
	6	ALI Akhtar	-	-	-	-	
	12	SULTAN Imran	-	-	-	-	
Team Totals			40	8	32	80	40.00

Scoring Block


Rk	No	Name	Kill Blocks	Faults	Rebounds	Total Attempts	Avg by Set
1	7	KHAN Muhammad Ismail	1	3	3	7	0.33
1	17	IDREES Muhammad	1	4	2	7	0.33
3	1	RASOOL Mohib	-	4	2	6	0.00
3	10	AHMED Naseer	-	2	1	3	0.00
3	8	KHAN Aimal	-	3	-	3	0.00
3	4	NAQVI Syed Shujah Abbas	-	-	2	2	0.00
3	5	NADEEM Asif	-	1	-	1	0.00
3	15	JEHAN Murad	-	1	-	1	0.00
	3	RAZA Mubashir	-	-	-	-	
	6	ALI Akhtar	-	-	-	-	
	9	KHAN Nasir	-	-	-	-	
	12	SULTAN Imran	-	-	-	-	
Team Totals			2	18	10	30	0.67

Scoring Service


Rk	No	Name	Aces	Faults	Serve Hits	Total Attempts	Avg by Set
1	8	KHAN Aimal	2	1	10	13	0.67
2	1	RASOOL Mohib	1	5	7	13	0.33
3	5	NADEEM Asif	-	2	8	10	0.00
3	7	KHAN Muhammad Ismail	-	1	8	9	0.00
3	4	NAQVI Syed Shujah Abbas	-	-	5	5	0.00
3	15	JEHAN Murad	-	2	3	5	0.00
3	9	KHAN Nasir	-	1	3	4	0.00
3	17	IDREES Muhammad	-	2	1	3	0.00
3	10	AHMED Naseer	-	-	2	2	0.00
	3	RAZA Mubashir	-	-	-	-	
	6	ALI Akhtar	-	-	-	-	
	12	SULTAN Imran	-	-	-	-	
Team Totals			3	14	47	64	1.00

Team

Opponent Errors & Team Faults
17

Timing and Results provided by Tissot



Match No.: 44

Match Statistics

경기 통계

Match Duration: 1h 11m
Spectators: 200

P3


TPE vs PAK
3 0

Teams	Sets	1	2	3	Total
TPE	3	25	26	25	76
PAK	0	19	24	19	62
	Playing Time	19m	23m	23m	1h 05m


First Referee: FIROUZI Ebrahim (IRI)

Second Referee: LEE Kwanghun (KOR)

PAK - Pakistan

Non-Scoring Dig


Rk	No	Name	Digs	Faults	Receptions	Total Attempts	Avg by Set
1	12	SULTAN Imran	3	3	6	12	1.00
2	7	KHAN Muhammad Ismail	-	3	6	9	0.00
2	8	KHAN Aimal	-	1	5	6	0.00
2	5	NADEEM Asif	-	3	2	5	0.00
2	9	KHAN Nasir	-	-	4	4	0.00
2	1	RASOOL Mohib	-	1	3	4	0.00
2	10	AHMED Naseer	-	1	1	2	0.00
2	15	JEHAN Murad	-	-	1	1	0.00
2	4	NAQVI Syed Shujah Abbas	-	1	-	1	0.00
	3	RAZA Mubashir	-	-	-	-	
	6	ALI Akhtar	-	-	-	-	
	17	IDREES Muhammad	-	-	-	-	
Team Totals			3	13	28	44	1.00

Non-Scoring Set


Rk	No	Name	Running Sets	Faults	Still Sets	Total Attempts	Avg by Set
1	5	NADEEM Asif	32	-	29	61	10.67
2	8	KHAN Aimal	2	-	-	2	0.67
3	7	KHAN Muhammad Ismail	1	-	4	5	0.33
3	1	RASOOL Mohib	1	-	2	3	0.33
3	4	NAQVI Syed Shujah Abbas	1	-	1	2	0.33
3	9	KHAN Nasir	1	-	1	2	0.33
3	10	AHMED Naseer	1	-	-	1	0.33
8	12	SULTAN Imran	-	-	2	2	0.00
	3	RAZA Mubashir	-	-	-	-	
	6	ALI Akhtar	-	-	-	-	
	15	JEHAN Murad	-	-	-	-	
	17	IDREES Muhammad	-	-	-	-	
Team Totals			39		39	78	13.00

Non-Scoring Reception

Limit
25.00%

Rk	No	Name	Excellents	Faults	Serve Receptions	Total Attempts	Succ %
1	7	KHAN Muhammad Ismail	8	2	16	26	30.77
2	9	KHAN Nasir	2	1	10	13	15.38
	12	SULTAN Imran	5	4	3	12	
	15	JEHAN Murad	2	-	7	9	
	10	AHMED Naseer	-	1	3	4	
	5	NADEEM Asif	-	1	-	1	
	8	KHAN Aimal	-	1	-	1	
	1	RASOOL Mohib	-	-	-	-	
	3	RAZA Mubashir	-	-	-	-	
	4	NAQVI Syed Shujah Abbas	-	-	-	-	
	6	ALI Akhtar	-	-	-	-	
	17	IDREES Muhammad	-	-	-	-	
Team Totals			17	10	39	66	25.76

LEGEND							
Avg	Average	Eff%	Efficiency	Rk	Rank	Succ%	Success %

Timing and Results provided by Tissot



Results Table - Final Round

결과표 - 최종 라운드

As of TUE 30 SEP 2014 at 20:47

P4

Match	Phase	Date	Teams	Sets	Points per Set					Total Points	Match Duration	Spectators
					1	2	3	4	5			
41	Semifinal 13th-16th	30 SEP	MDV vs TKM	1 - 3	16 - 25	25 - 16	18 - 25	12 - 25		71 - 91	1h 32m	260
42	Semifinal 13th-16th	30 SEP	HKG vs MYA	2 - 3	25 - 18	16 - 25	26 - 24	20 - 25	10 - 15	97 - 107	1h 55m	100
43	Semifinal 9th-12th	30 SEP	KAZ vs KSA	3 - 2	18 - 25	20 - 25	25 - 14	30 - 28	15 - 8	108 - 100	1h 56m	120
44	Semifinal 9th-12th	30 SEP	TPE vs PAK	3 - 0	25 - 19	26 - 24	25 - 19			76 - 62	1h 11m	200
49	Classification 15-16	1 OCT	MDV vs HKG									
45	Quarterfinals	1 OCT	IND vs JPN									
50	Classification 13-14	1 OCT	TKM vs MYA									
46	Quarterfinals	1 OCT	QAT vs CHN									
51	Classification 11-12	1 OCT	KSA vs PAK									
47	Quarterfinals	1 OCT	KOR vs THA									
48	Quarterfinals	1 OCT	IRI vs KUW									
52	Classification 9-10	1 OCT	KAZ vs TPE									
53	Semifinal 5th-8th	2 OCT										
54	Semifinal 5th-8th	2 OCT										
55	Semifinal 1st-4th	2 OCT										
56	Semifinal 1st-4th	2 OCT										
57	Classification 7-8	3 OCT										
58	Classification 5-6	3 OCT										
59	Bronze Medal Match	3 OCT										
60	Gold Medal Match	3 OCT										

Statistics of	Average match duration	Average spectators	Total spectators
Preliminary Round	1h 21m	858	20.602
Final Round	1h 27m	606	12.115
Tournament	1h 23m	744	32.717



Timing and Results provided by Tissot





Teams Ranking by Skills


스킬별 팀 순위

As of TUE 30 SEP 2014 at 20:47

P6

Scoring Spike	Rk	Name	Spikes	Faults	Shots	Total Attempts	Eff %
	1	CHN - China	195	36	118	349	45.56
	2	IRI - Iran	224	53	119	396	43.18
	3	THA - Thailand	212	57	102	371	41.78
	4	JPN - Japan	211	58	126	395	38.73
	5	KOR - Republic of Korea	227	89	102	418	33.01
	6	IND - India	207	69	157	433	31.87
	7	QAT - Qatar	177	57	150	384	31.25
	8	KUW - Kuwait	195	72	167	434	28.34
	NR	HKG - Hong Kong, China	248	107	215	570	24.74
	NR	KAZ - Kazakhstan	255	99	183	537	29.05
	NR	KSA - Saudi Arabia	260	107	226	593	25.80
	NR	MDV - Maldives	175	113	148	436	14.22
	NR	MYA - Myanmar	288	146	188	622	22.83
	NR	PAK - Pakistan	255	90	179	524	31.49
	NR	TKM - Turkmenistan	240	129	203	572	19.41
	NR	TPE - Chinese Taipei	264	101	148	513	31.77
	Tournament Totals			3633	1383	2531	7547

Scoring Block	Rk	Name	Kill Blocks	Faults	Rebounds	Total Attempts	Avg by Set
	1	QAT - Qatar	49	76	63	188	3.27
	2	CHN - China	42	97	61	200	2.63
	3	JPN - Japan	36	78	72	186	2.25
	4	IND - India	33	99	81	213	2.06
	5	KUW - Kuwait	31	85	77	193	1.82
	6	KOR - Republic of Korea	28	59	64	151	1.75
	7	THA - Thailand	26	77	59	162	1.73
	8	IRI - Iran	25	80	62	167	1.56
	NR	HKG - Hong Kong, China	38	106	67	211	1.81
	NR	KAZ - Kazakhstan	56	94	95	245	2.55
	NR	KSA - Saudi Arabia	58	121	83	262	2.52
	NR	MDV - Maldives	16	85	33	134	0.84
	NR	MYA - Myanmar	41	97	110	248	1.78
	NR	PAK - Pakistan	28	83	68	179	1.56
	NR	TKM - Turkmenistan	45	106	76	227	2.14
	NR	TPE - Chinese Taipei	34	111	77	222	1.70
	Tournament Totals			586	1454	1148	3188

Scoring Service	Rk	Name	Aces	Faults	Serve Hits	Total Attempts	Avg by Set
	1	IRI - Iran	39	64	286	389	2.44
	2	JPN - Japan	30	59	300	389	1.88
	2	CHN - China	30	56	288	374	1.88
	4	KOR - Republic of Korea	20	69	295	384	1.25
	5	KUW - Kuwait	20	52	279	351	1.18
	6	QAT - Qatar	17	48	277	342	1.13
	7	IND - India	15	35	311	361	0.94
	8	THA - Thailand	13	54	273	340	0.87
	NR	HKG - Hong Kong, China	19	49	364	432	0.90
	NR	KAZ - Kazakhstan	19	70	399	488	0.86
	NR	KSA - Saudi Arabia	14	73	404	491	0.61
	NR	MDV - Maldives	18	62	255	335	0.95
	NR	MYA - Myanmar	18	61	393	472	0.78
	NR	PAK - Pakistan	17	79	308	404	0.94
	NR	TKM - Turkmenistan	17	36	382	435	0.81

Timing and Results provided by Tissot




Teams Ranking by Skills

스킬별 팀 순위

As of TUE 30 SEP 2014 at 20:47

P6

Scoring Service	Rk	Name	Aces	Faults	Serve Hits	Total Attempts	Avg by Set
	NR	TPE - Chinese Taipei	33	61	351	445	1.65
	Tournament Totals		339	928	5165	6432	2.31





Teams Ranking by Skills


스킬별 팀 순위

As of TUE 30 SEP 2014 at 20:47

P6

Non-Scoring Dig	Rk	Name	Digs	Faults	Receptions	Total Attempts	Avg by Set
	1	KOR - Republic of Korea	35	50	129	214	2.19
	2	QAT - Qatar	29	62	125	216	1.93
	3	JPN - Japan	22	42	162	226	1.38
	4	IND - India	19	63	167	249	1.19
	5	IRI - Iran	16	33	157	206	1.00
	6	CHN - China	15	44	128	187	0.94
	7	KUW - Kuwait	13	67	163	243	0.76
	8	THA - Thailand	9	51	150	210	0.60
	NR	HKG - Hong Kong, China	28	82	174	284	1.33
	NR	KAZ - Kazakhstan	32	65	196	293	1.45
	NR	KSA - Saudi Arabia	39	78	188	305	1.70
	NR	MDV - Maldives	16	62	125	203	0.84
	NR	MYA - Myanmar	43	85	221	349	1.87
	NR	PAK - Pakistan	38	52	167	257	2.11
	NR	TKM - Turkmenistan	39	68	216	323	1.86
	NR	TPE - Chinese Taipei	32	60	168	260	1.60
	Tournament Totals			425	964	2636	4025

Non-Scoring Set	Rk	Name	Running Sets	Faults	Still Sets	Total Attempts	Avg by Set
	1	KOR - Republic of Korea	221	2	191	414	13.81
	2	THA - Thailand	198	4	155	357	13.20
	3	JPN - Japan	202	1	179	382	12.63
	4	IRI - Iran	200	-	165	365	12.50
	5	IND - India	196	3	221	420	12.25
	6	CHN - China	185	3	147	335	11.56
	7	QAT - Qatar	166	5	201	372	11.07
	8	KUW - Kuwait	187	10	235	432	11.00
	NR	HKG - Hong Kong, China	228	10	307	545	10.86
	NR	KAZ - Kazakhstan	236	11	274	521	10.73
	NR	KSA - Saudi Arabia	243	9	315	567	10.57
	NR	MDV - Maldives	168	4	260	432	8.84
	NR	MYA - Myanmar	270	4	306	580	11.74
	NR	PAK - Pakistan	234	4	259	497	13.00
	NR	TKM - Turkmenistan	223	8	311	542	10.62
	NR	TPE - Chinese Taipei	250	5	238	493	12.50
	Tournament Totals			3407	83	3764	7254

Non-Scoring Reception	Rk	Name	Excellents	Faults	Serve Receptions	Total Attempts	Succ %
	1	KOR - Republic of Korea	154	11	121	286	53.85
	2	JPN - Japan	117	13	102	232	50.43
	3	IRI - Iran	122	18	112	252	48.41
	4	CHN - China	109	13	115	237	45.99
	5	QAT - Qatar	118	13	140	271	43.54
	6	IND - India	122	13	157	292	41.78
	7	THA - Thailand	96	12	143	251	38.25
	8	KUW - Kuwait	116	20	192	328	35.37
	NR	HKG - Hong Kong, China	162	27	229	418	38.76
	NR	KAZ - Kazakhstan	138	27	204	369	37.40
	NR	KSA - Saudi Arabia	154	21	259	434	35.48
	NR	MDV - Maldives	85	33	251	369	23.04
	NR	MYA - Myanmar	140	19	279	438	31.96
	NR	PAK - Pakistan	156	27	193	376	41.49
	NR	TKM - Turkmenistan	97	31	278	406	23.89

Timing and Results provided by Tissot




Teams Ranking by Skills

스킬별 팀 순위

As of TUE 30 SEP 2014 at 20:47

P6

Non-Scoring Reception	Rk	Name	Excellents	Faults	Serve Receptions	Total Attempts	Succ %
	NR	TPE - Chinese Taipei	148	21	197	366	40.44
	Tournament Totals		2034	319	2972	5325	38.20

NOTES

Only teams advancing to the quarterfinals are ranked.

LEGEND

Avg Average **Eff%** Efficiency **NR** Not Ranked **Rk** Rank **Succ%** Success %

Timing and Results provided by Tissot





Cumulative Statistics by Skills


스킬별 누적통계

HKG - Hong Kong, China

AFTER 6 MATCHES

Scoring Spike	No	Name	Spikes	Faults	Shots	Total Attempts	Eff %
	4	YIK Chi Hin	-	2	-	2	0.00
	5	KWONG Ngai Shing Jacky	-	-	2	2	0.00
	7	LAM Chun Man	23	14	34	71	12.68
	8	LEE Man Sing	41	7	17	65	52.31
	9	CHUNG Wai Sze	4	2	3	9	22.22
	11	SIU Cheong Hung	49	21	58	128	21.88
	12	WU Lok Kan	3	2	5	10	10.00
	13	NG Kin Pong Jonathan	-	-	-	-	0.00
	14	KWOK Chung Kan	-	-	-	-	0.00
	15	LUK Chun Ho	3	2	4	9	11.11
	18	YAU Tze Ching	24	12	18	54	22.22
20	CHAN Alex Chi Wai	101	45	74	220	25.45	
Team Totals			248	107	215	570	24.74

Scoring Block	No	Name	Kill Blocks	Faults	Rebounds	Total Attempts	Avg by Set
	4	YIK Chi Hin	-	-	-	-	0.00
	5	KWONG Ngai Shing Jacky	1	5	1	7	0.05
	7	LAM Chun Man	1	14	7	22	0.05
	8	LEE Man Sing	7	23	13	43	0.33
	9	CHUNG Wai Sze	4	8	6	18	0.19
	11	SIU Cheong Hung	10	13	11	34	0.48
	12	WU Lok Kan	-	4	4	8	0.00
	13	NG Kin Pong Jonathan	-	-	-	-	0.00
	14	KWOK Chung Kan	-	-	-	-	0.00
	15	LUK Chun Ho	2	1	1	4	0.10
	18	YAU Tze Ching	8	18	15	41	0.38
20	CHAN Alex Chi Wai	5	20	9	34	0.24	
Team Totals			38	106	67	211	1.81

Scoring Service	No	Name	Aces	Faults	Serve Hits	Total Attempts	Avg by Set
	4	YIK Chi Hin	-	-	3	3	0.00
	5	KWONG Ngai Shing Jacky	-	2	20	22	0.00
	7	LAM Chun Man	3	2	53	58	0.14
	8	LEE Man Sing	2	5	44	51	0.10
	9	CHUNG Wai Sze	-	11	56	67	0.00
	11	SIU Cheong Hung	3	6	58	67	0.14
	12	WU Lok Kan	-	-	6	6	0.00
	13	NG Kin Pong Jonathan	-	-	-	-	0.00
	14	KWOK Chung Kan	1	2	19	22	0.05
	15	LUK Chun Ho	-	1	7	8	0.00
	18	YAU Tze Ching	6	5	55	66	0.29
20	CHAN Alex Chi Wai	4	15	43	62	0.19	
Team Totals			19	49	364	432	0.90

Team	Opponent Errors & Team Faults	124	3
-------------	--	-----	---





Cumulative Statistics by Skills


스킬별 누적통계

HKG - Hong Kong, China

AFTER 6 MATCHES

Non-Scoring Dig	No	Name	Digs	Faults	Receptions	Total Attempts	Avg by Set
	4	YIK Chi Hin	-	-	-	-	0.00
	5	KWONG Ngai Shing Jacky	-	4	7	11	0.00
	7	LAM Chun Man	4	16	25	45	0.19
	8	LEE Man Sing	1	3	13	17	0.05
	9	CHUNG Wai Sze	1	10	17	28	0.05
	11	SIU Cheong Hung	5	12	32	49	0.24
	12	WU Lok Kan	-	1	4	5	0.00
	13	NG Kin Pong Jonathan	8	18	36	62	0.38
	14	KWOK Chung Kan	4	5	6	15	0.19
	15	LUK Chun Ho	-	1	1	2	0.00
	18	YAU Tze Ching	2	3	6	11	0.10
	20	CHAN Alex Chi Wai	3	9	27	39	0.14
Team Totals			28	82	174	284	1.33

Non-Scoring Set	No	Name	Running Sets	Faults	Still Sets	Total Attempts	Avg by Set
	4	YIK Chi Hin	-	-	-	-	0.00
	5	KWONG Ngai Shing Jacky	50	2	72	124	2.38
	7	LAM Chun Man	1	-	6	7	0.05
	8	LEE Man Sing	-	-	3	3	0.00
	9	CHUNG Wai Sze	158	6	189	353	7.52
	11	SIU Cheong Hung	6	1	9	16	0.29
	12	WU Lok Kan	1	-	1	2	0.05
	13	NG Kin Pong Jonathan	7	-	21	28	0.33
	14	KWOK Chung Kan	-	-	3	3	0.00
	15	LUK Chun Ho	-	-	-	-	0.00
	18	YAU Tze Ching	4	1	-	5	0.19
	20	CHAN Alex Chi Wai	1	-	3	4	0.05
Team Totals			228	10	307	545	10.86

Non-Scoring Reception	No	Name	Excellents	Faults	Serve Receptions	Total Attempts	Succ %
	4	YIK Chi Hin	-	-	-	-	0.00
	5	KWONG Ngai Shing Jacky	-	-	1	1	0.00
	7	LAM Chun Man	28	5	47	80	35.00
	8	LEE Man Sing	-	-	2	2	0.00
	9	CHUNG Wai Sze	-	1	-	1	0.00
	11	SIU Cheong Hung	58	7	83	148	39.19
	12	WU Lok Kan	-	-	1	1	0.00
	13	NG Kin Pong Jonathan	68	10	80	158	43.04
	14	KWOK Chung Kan	8	1	14	23	34.78
	15	LUK Chun Ho	-	3	-	3	0.00
	18	YAU Tze Ching	-	-	-	-	0.00
	20	CHAN Alex Chi Wai	-	-	1	1	0.00
Team Totals			162	27	229	418	38.76

LEGEND			
Avg	Eff%	Succ%	
Average	Efficiency	Success %	

Timing and Results provided by Tissot





Cumulative Statistics by Skills


스킬별 누적통계

KAZ - Kazakhstan

AFTER 6 MATCHES

Scoring Spike	No	Name	Spikes	Faults	Shots	Total Attempts	Eff %
	2	KUZNETSOV Anton	7	-	1	8	87.50
	3	YUDIN Anton	30	4	18	52	50.00
	4	STOLNIKOV Alexandr	10	2	10	22	36.36
	5	KUZNETSOV Sergey	1	-	-	1	100.00
	6	BAIBEKOV Kairat	-	-	-	-	0.00
	7	GORBATKOV Dmitriy	6	7	11	24	0.00
	8	GABDULIN Kanat	3	1	-	4	50.00
	9	IMANGALIYEV Marat	49	23	43	115	22.61
	12	KADIRKHANOV Nodirkhan	36	9	11	56	48.21
	17	RADKEVICH Sergey	44	19	35	98	25.51
	18	VORIVODIN Vitaliy	39	19	32	90	22.22
	19	MAMEDOV Maxim	30	15	22	67	22.39
Team Totals			255	99	183	537	29.05

Scoring Block	No	Name	Kill Blocks	Faults	Rebounds	Total Attempts	Avg by Set
	2	KUZNETSOV Anton	2	3	5	10	0.09
	3	YUDIN Anton	10	17	27	54	0.45
	4	STOLNIKOV Alexandr	2	3	2	7	0.09
	5	KUZNETSOV Sergey	3	3	2	8	0.14
	6	BAIBEKOV Kairat	-	-	1	1	0.00
	7	GORBATKOV Dmitriy	5	1	4	10	0.23
	8	GABDULIN Kanat	4	5	6	15	0.18
	9	IMANGALIYEV Marat	6	15	11	32	0.27
	12	KADIRKHANOV Nodirkhan	12	28	16	56	0.55
	17	RADKEVICH Sergey	5	5	10	20	0.23
	18	VORIVODIN Vitaliy	4	12	3	19	0.18
	19	MAMEDOV Maxim	3	2	8	13	0.14
Team Totals			56	94	95	245	2.55

Scoring Service	No	Name	Aces	Faults	Serve Hits	Total Attempts	Avg by Set
	2	KUZNETSOV Anton	3	-	14	17	0.14
	3	YUDIN Anton	3	19	51	73	0.14
	4	STOLNIKOV Alexandr	1	-	17	18	0.05
	5	KUZNETSOV Sergey	-	-	13	13	0.00
	6	BAIBEKOV Kairat	-	-	-	-	0.00
	7	GORBATKOV Dmitriy	2	3	24	29	0.09
	8	GABDULIN Kanat	3	6	84	93	0.14
	9	IMANGALIYEV Marat	3	2	46	51	0.14
	12	KADIRKHANOV Nodirkhan	2	19	39	60	0.09
	17	RADKEVICH Sergey	1	5	29	35	0.05
	18	VORIVODIN Vitaliy	1	9	55	65	0.05
	19	MAMEDOV Maxim	-	7	27	34	0.00
Team Totals			19	70	399	488	0.86

Team	Opponent Errors & Team Faults	158	4
-------------	--	-----	---





Cumulative Statistics by Skills


스킬별 누적통계

KAZ - Kazakhstan

AFTER 6 MATCHES

Non-Scoring Dig	No	Name	Digs	Faults	Receptions	Total Attempts	Avg by Set
	2	KUZNETSOV Anton	2	-	1	3	0.09
	3	YUDIN Anton	1	5	5	11	0.05
	4	STOLNIKOV Alexandr	2	1	5	8	0.09
	5	KUZNETSOV Sergey	2	-	2	4	0.09
	6	BAIBEKOV Kairat	12	19	49	80	0.55
	7	GORBATKOV Dmitriy	2	4	18	24	0.09
	8	GABDULIN Kanat	5	7	18	30	0.23
	9	IMANGALIYEV Marat	1	6	31	38	0.05
	12	KADIRKHANOV Nodirkhan	2	1	7	10	0.09
	17	RADKEVICH Sergey	1	8	20	29	0.05
	18	VORIVODIN Vitaliy	2	10	27	39	0.09
	19	MAMEDOV Maxim	-	4	13	17	0.00
	Team Totals			32	65	196	293

Non-Scoring Set	No	Name	Running Sets	Faults	Still Sets	Total Attempts	Avg by Set
	2	KUZNETSOV Anton	-	-	-	-	0.00
	3	YUDIN Anton	2	-	9	11	0.09
	4	STOLNIKOV Alexandr	-	-	3	3	0.00
	5	KUZNETSOV Sergey	27	-	27	54	1.23
	6	BAIBEKOV Kairat	6	1	15	22	0.27
	7	GORBATKOV Dmitriy	1	1	2	4	0.05
	8	GABDULIN Kanat	193	8	199	400	8.77
	9	IMANGALIYEV Marat	2	1	4	7	0.09
	12	KADIRKHANOV Nodirkhan	-	-	3	3	0.00
	17	RADKEVICH Sergey	1	-	3	4	0.05
	18	VORIVODIN Vitaliy	2	-	7	9	0.09
	19	MAMEDOV Maxim	2	-	2	4	0.09
	Team Totals			236	11	274	521

Non-Scoring Reception	No	Name	Excellents	Faults	Serve Receptions	Total Attempts	Succ %
	2	KUZNETSOV Anton	-	-	-	-	0.00
	3	YUDIN Anton	-	-	-	-	0.00
	4	STOLNIKOV Alexandr	3	3	15	21	14.29
	5	KUZNETSOV Sergey	-	-	-	-	0.00
	6	BAIBEKOV Kairat	53	8	41	102	51.96
	7	GORBATKOV Dmitriy	12	1	35	48	25.00
	8	GABDULIN Kanat	-	1	3	4	0.00
	9	IMANGALIYEV Marat	34	5	46	85	40.00
	12	KADIRKHANOV Nodirkhan	-	1	-	1	0.00
	17	RADKEVICH Sergey	-	1	2	3	0.00
	18	VORIVODIN Vitaliy	36	7	62	105	34.29
	19	MAMEDOV Maxim	-	-	-	-	0.00
	Team Totals			138	27	204	369

LEGEND			
Avg	Eff%	Succ%	
Average	Efficiency	Success %	

Timing and Results provided by Tissot





Cumulative Statistics by Skills


스킬별 누적통계

KSA - Saudi Arabia

AFTER 6 MATCHES

Scoring Spike	No	Name	Spikes	Faults	Shots	Total Attempts	Eff %	
	2	ALJAHANI Majed Mohammed S	58	14	44	116	37.93	
	3	ALBAKHET Ahmed Abdulrahman M	50	20	49	119	25.21	
	4	ALBAKHEET Nawaf Abdulrahman M	61	30	59	150	20.67	
	7	ALNAJRANI Omar Mansour S	14	14	11	39	0.00	
	9	ALKHAWAHER Dhia Ali A	17	8	5	30	30.00	
	10	ALGHAMDY Ayman Ahmad Y	-	-	-	-	0.00	
	12	ALMUTAIRI Muwffaq Masoud S	5	1	7	13	30.77	
	13	ALMABADI Ahmed Masoud M	4	1	2	7	42.86	
	14	ALDOSSARI Thamer Abdullah S	-	-	1	1	0.00	
	15	ALKHAIBARY Esmael Abdullah A	11	6	11	28	17.86	
	17	MAJRASHI Ibrahim Ali A	24	6	22	52	34.62	
	18	ALKHALDI Abdulaziz Fahad S	16	7	15	38	23.68	
	Team Totals			260	107	226	593	25.80

Scoring Block	No	Name	Kill Blocks	Faults	Rebounds	Total Attempts	Avg by Set	
	2	ALJAHANI Majed Mohammed S	4	7	6	17	0.17	
	3	ALBAKHET Ahmed Abdulrahman M	9	17	6	32	0.39	
	4	ALBAKHEET Nawaf Abdulrahman M	3	20	11	34	0.13	
	7	ALNAJRANI Omar Mansour S	1	1	3	5	0.04	
	9	ALKHAWAHER Dhia Ali A	2	1	1	4	0.09	
	10	ALGHAMDY Ayman Ahmad Y	-	-	-	-	0.00	
	12	ALMUTAIRI Muwffaq Masoud S	7	19	13	39	0.30	
	13	ALMABADI Ahmed Masoud M	-	4	-	4	0.00	
	14	ALDOSSARI Thamer Abdullah S	2	5	1	8	0.09	
	15	ALKHAIBARY Esmael Abdullah A	4	13	10	27	0.17	
	17	MAJRASHI Ibrahim Ali A	10	13	14	37	0.43	
	18	ALKHALDI Abdulaziz Fahad S	16	21	18	55	0.70	
	Team Totals			58	121	83	262	2.52

Scoring Service	No	Name	Aces	Faults	Serve Hits	Total Attempts	Avg by Set	
	2	ALJAHANI Majed Mohammed S	1	5	54	60	0.04	
	3	ALBAKHET Ahmed Abdulrahman M	4	10	56	70	0.17	
	4	ALBAKHEET Nawaf Abdulrahman M	3	15	55	73	0.13	
	7	ALNAJRANI Omar Mansour S	-	2	18	20	0.00	
	9	ALKHAWAHER Dhia Ali A	-	3	14	17	0.00	
	10	ALGHAMDY Ayman Ahmad Y	-	-	1	1	0.00	
	12	ALMUTAIRI Muwffaq Masoud S	1	15	50	66	0.04	
	13	ALMABADI Ahmed Masoud M	-	2	4	6	0.00	
	14	ALDOSSARI Thamer Abdullah S	1	3	10	14	0.04	
	15	ALKHAIBARY Esmael Abdullah A	-	8	30	38	0.00	
	17	MAJRASHI Ibrahim Ali A	2	5	50	57	0.09	
	18	ALKHALDI Abdulaziz Fahad S	2	5	62	69	0.09	
	Team Totals			14	73	404	491	0.61

Team	Opponent Errors & Team Faults	154	11
------	-------------------------------	-----	----





Cumulative Statistics by Skills


스킬별 누적통계

KSA - Saudi Arabia

AFTER 6 MATCHES

Non-Scoring Dig	No	Name	Digs	Faults	Receptions	Total Attempts	Avg by Set	
	2	ALJAHANI Majed Mohammed S	3	9	22	34	0.13	
	3	ALBAKHET Ahmed Abdulrahman M	3	4	22	29	0.13	
	4	ALBAKHEET Nawaf Abdulrahman M	7	10	29	46	0.30	
	7	ALNAJRANI Omar Mansour S	1	2	3	6	0.04	
	9	ALKHAWAHER Dhia Ali A	1	3	4	8	0.04	
	10	ALGHAMDI Ayman Ahmad Y	15	21	47	83	0.65	
	12	ALMUTAIRI Muwffaq Masoud S	3	15	28	46	0.13	
	13	ALMABADI Ahmed Masoud M	-	2	2	4	0.00	
	14	ALDOSSARI Thamer Abdullah S	-	2	2	4	0.00	
	15	ALKHAIBARY Esmael Abdullah A	1	2	9	12	0.04	
	17	MAJRASHI Ibrahim Ali A	4	4	15	23	0.17	
	18	ALKHALDI Abdulaziz Fahad S	1	4	5	10	0.04	
	Team Totals			39	78	188	305	1.70

Non-Scoring Set	No	Name	Running Sets	Faults	Still Sets	Total Attempts	Avg by Set	
	2	ALJAHANI Majed Mohammed S	3	-	8	11	0.13	
	3	ALBAKHET Ahmed Abdulrahman M	1	1	8	10	0.04	
	4	ALBAKHEET Nawaf Abdulrahman M	2	-	5	7	0.09	
	7	ALNAJRANI Omar Mansour S	2	-	2	4	0.09	
	9	ALKHAWAHER Dhia Ali A	-	-	-	-	0.00	
	10	ALGHAMDI Ayman Ahmad Y	5	-	10	15	0.22	
	12	ALMUTAIRI Muwffaq Masoud S	202	4	224	430	8.78	
	13	ALMABADI Ahmed Masoud M	-	-	-	-	0.00	
	14	ALDOSSARI Thamer Abdullah S	23	3	45	71	1.00	
	15	ALKHAIBARY Esmael Abdullah A	1	1	2	4	0.04	
	17	MAJRASHI Ibrahim Ali A	-	-	6	6	0.00	
	18	ALKHALDI Abdulaziz Fahad S	4	-	5	9	0.17	
	Team Totals			243	9	315	567	10.57

Non-Scoring Reception	No	Name	Excellents	Faults	Serve Receptions	Total Attempts	Succ %	
	2	ALJAHANI Majed Mohammed S	43	5	79	127	33.86	
	3	ALBAKHET Ahmed Abdulrahman M	34	1	72	107	31.78	
	4	ALBAKHEET Nawaf Abdulrahman M	-	2	1	3	0.00	
	7	ALNAJRANI Omar Mansour S	9	4	30	43	20.93	
	9	ALKHAWAHER Dhia Ali A	18	2	18	38	47.37	
	10	ALGHAMDI Ayman Ahmad Y	49	6	57	112	43.75	
	12	ALMUTAIRI Muwffaq Masoud S	-	-	-	-	0.00	
	13	ALMABADI Ahmed Masoud M	-	-	-	-	0.00	
	14	ALDOSSARI Thamer Abdullah S	-	-	1	1	0.00	
	15	ALKHAIBARY Esmael Abdullah A	-	-	1	1	0.00	
	17	MAJRASHI Ibrahim Ali A	1	-	-	1	100.00	
	18	ALKHALDI Abdulaziz Fahad S	-	1	-	1	0.00	
	Team Totals			154	21	259	434	35.48

LEGEND			
Avg	Eff%	Succ%	
Average	Efficiency	Success %	

Timing and Results provided by Tissot





Cumulative Statistics by Skills


스킬별 누적통계

MDV - Maldives

AFTER 6 MATCHES

Scoring Spike	No	Name	Spikes	Faults	Shots	Total Attempts	Eff %	
	2	AHSAN Mohamed	4	3	7	14	7.14	
	3	ABDULLA Junaid	-	-	-	-	0.00	
	5	SAEED Hussain	10	4	12	26	23.08	
	8	MOHAMED Ishan	-	1	-	1	0.00	
	9	SAJID Ismail	46	12	47	105	32.38	
	10	ABDUL KAREEM Ahmed	53	36	29	118	14.41	
	11	NILAAM Hassan	2	5	9	16	0.00	
	12	HUZAAM Ali	38	32	22	92	6.52	
	13	VISAM Hussain	-	1	-	1	0.00	
	14	NABEEL Ahmed	-	-	-	-	0.00	
	15	ADAM Asfag	9	8	7	24	4.17	
	16	SHAIN Mohamed	13	11	15	39	5.13	
	Team Totals			175	113	148	436	14.22

Scoring Block	No	Name	Kill Blocks	Faults	Rebounds	Total Attempts	Avg by Set	
	2	AHSAN Mohamed	4	21	10	35	0.21	
	3	ABDULLA Junaid	-	-	1	1	0.00	
	5	SAEED Hussain	-	18	7	25	0.00	
	8	MOHAMED Ishan	-	7	2	9	0.00	
	9	SAJID Ismail	6	15	4	25	0.32	
	10	ABDUL KAREEM Ahmed	2	9	5	16	0.11	
	11	NILAAM Hassan	1	1	3	5	0.05	
	12	HUZAAM Ali	2	6	1	9	0.11	
	13	VISAM Hussain	-	2	-	2	0.00	
	14	NABEEL Ahmed	-	1	-	1	0.00	
	15	ADAM Asfag	1	1	-	2	0.05	
	16	SHAIN Mohamed	-	4	-	4	0.00	
	Team Totals			16	85	33	134	0.84

Scoring Service	No	Name	Aces	Faults	Serve Hits	Total Attempts	Avg by Set	
	2	AHSAN Mohamed	2	5	47	54	0.11	
	3	ABDULLA Junaid	-	-	-	-	0.00	
	5	SAEED Hussain	1	6	36	43	0.05	
	8	MOHAMED Ishan	4	9	40	53	0.21	
	9	SAJID Ismail	4	10	40	54	0.21	
	10	ABDUL KAREEM Ahmed	3	17	27	47	0.16	
	11	NILAAM Hassan	-	1	1	2	0.00	
	12	HUZAAM Ali	2	8	41	51	0.11	
	13	VISAM Hussain	-	3	4	7	0.00	
	14	NABEEL Ahmed	-	-	-	-	0.00	
	15	ADAM Asfag	-	2	8	10	0.00	
	16	SHAIN Mohamed	2	1	11	14	0.11	
	Team Totals			18	62	255	335	0.95

Team	Opponent Errors & Team Faults	118	9
-------------	--	-----	---





Cumulative Statistics by Skills


스킬별 누적통계

MDV - Maldives

AFTER 6 MATCHES

Non-Scoring Dig	No	Name	Digs	Faults	Receptions	Total Attempts	Avg by Set	
	2	AHSAN Mohamed	1	3	11	15	0.05	
	3	ABDULLA Junaid	2	11	23	36	0.11	
	5	SAEED Hussain	1	3	7	11	0.05	
	8	MOHAMED Ishan	-	9	9	18	0.00	
	9	SAJID Ismail	-	8	15	23	0.00	
	10	ABDUL KAREEM Ahmed	1	4	15	20	0.05	
	11	NILAAM Hassan	1	-	2	3	0.05	
	12	HUZAAM Ali	1	8	15	24	0.05	
	13	VISAM Hussain	1	3	2	6	0.05	
	14	NABEEL Ahmed	5	8	17	30	0.26	
	15	ADAM Asfag	3	2	5	10	0.16	
	16	SHAIN Mohamed	-	3	4	7	0.00	
	Team Totals			16	62	125	203	0.84

Non-Scoring Set	No	Name	Running Sets	Faults	Still Sets	Total Attempts	Avg by Set	
	2	AHSAN Mohamed	2	2	9	13	0.11	
	3	ABDULLA Junaid	3	-	7	10	0.16	
	5	SAEED Hussain	3	1	3	7	0.16	
	8	MOHAMED Ishan	131	-	180	311	6.89	
	9	SAJID Ismail	3	-	3	6	0.16	
	10	ABDUL KAREEM Ahmed	-	-	1	1	0.00	
	11	NILAAM Hassan	-	-	2	2	0.00	
	12	HUZAAM Ali	1	1	7	9	0.05	
	13	VISAM Hussain	24	-	40	64	1.26	
	14	NABEEL Ahmed	-	-	6	6	0.00	
	15	ADAM Asfag	1	-	1	2	0.05	
	16	SHAIN Mohamed	-	-	1	1	0.00	
	Team Totals			168	4	260	432	8.84

Non-Scoring Reception	No	Name	Excellents	Faults	Serve Receptions	Total Attempts	Succ %	
	2	AHSAN Mohamed	-	-	2	2	0.00	
	3	ABDULLA Junaid	22	5	57	84	26.19	
	5	SAEED Hussain	-	-	3	3	0.00	
	8	MOHAMED Ishan	-	-	1	1	0.00	
	9	SAJID Ismail	25	14	66	105	23.81	
	10	ABDUL KAREEM Ahmed	-	1	-	1	0.00	
	11	NILAAM Hassan	1	-	2	3	33.33	
	12	HUZAAM Ali	21	7	53	81	25.93	
	13	VISAM Hussain	-	-	-	-	0.00	
	14	NABEEL Ahmed	10	3	28	41	24.39	
	15	ADAM Asfag	4	2	28	34	11.76	
	16	SHAIN Mohamed	2	1	11	14	14.29	
	Team Totals			85	33	251	369	23.04

LEGEND			
Avg	Eff%	Succ%	
Average	Efficiency	Success %	

Timing and Results provided by Tissot





Cumulative Statistics by Skills


스킬별 누적통계

MYA - Myanmar

AFTER 6 MATCHES

Scoring Spike	No	Name	Spikes	Faults	Shots	Total Attempts	Eff %	
	1	NAY Lin Aung	11	8	5	24	12.50	
	2	KYAW Kyaw Htway	9	6	7	22	13.64	
	3	ZAW Myo	26	25	12	63	1.59	
	4	MYO Min Oo	6	5	7	18	5.56	
	5	WIN Tun Oo	51	28	44	123	18.70	
	7	KHWE Char Maung	-	-	-	-	0.00	
	9	DO Mae Ni Ko	23	11	34	68	17.65	
	11	AUNG Thu	129	50	65	244	32.38	
	12	YAN Lin Aung	5	2	4	11	27.27	
	17	THWIN Htoo Zin	28	11	10	49	34.69	
	18	NAY Lin Aung	-	-	-	-	0.00	
	Team Totals			288	146	188	622	22.83

Scoring Block	No	Name	Kill Blocks	Faults	Rebounds	Total Attempts	Avg by Set	
	1	NAY Lin Aung	2	-	6	8	0.09	
	2	KYAW Kyaw Htway	3	7	16	26	0.13	
	3	ZAW Myo	6	9	9	24	0.26	
	4	MYO Min Oo	3	6	7	16	0.13	
	5	WIN Tun Oo	3	14	8	25	0.13	
	7	KHWE Char Maung	-	-	-	-	0.00	
	9	DO Mae Ni Ko	7	23	22	52	0.30	
	11	AUNG Thu	10	17	20	47	0.43	
	12	YAN Lin Aung	3	2	4	9	0.13	
	17	THWIN Htoo Zin	4	19	18	41	0.17	
	18	NAY Lin Aung	-	-	-	-	0.00	
	Team Totals			41	97	110	248	1.78

Scoring Service	No	Name	Aces	Faults	Serve Hits	Total Attempts	Avg by Set	
	1	NAY Lin Aung	1	1	16	18	0.04	
	2	KYAW Kyaw Htway	1	3	76	80	0.04	
	3	ZAW Myo	-	7	46	53	0.00	
	4	MYO Min Oo	-	1	14	15	0.00	
	5	WIN Tun Oo	1	8	36	45	0.04	
	7	KHWE Char Maung	-	-	1	1	0.00	
	9	DO Mae Ni Ko	2	7	68	77	0.09	
	11	AUNG Thu	10	23	58	91	0.43	
	12	YAN Lin Aung	-	4	15	19	0.00	
	17	THWIN Htoo Zin	3	7	63	73	0.13	
	18	NAY Lin Aung	-	-	-	-	0.00	
	Team Totals			18	61	393	472	0.78

Team	Opponent Errors & Team Faults	118	4





Cumulative Statistics by Skills


스킬별 누적통계

MYA - Myanmar

AFTER 6 MATCHES

Non-Scoring Dig	No	Name	Digs	Faults	Receptions	Total Attempts	Avg by Set	
	1	NAY Lin Aung	2	4	5	11	0.09	
	2	KYAW Kyaw Htway	5	13	28	46	0.22	
	3	ZAW Myo	2	8	28	38	0.09	
	4	MYO Min Oo	-	1	8	9	0.00	
	5	WIN Tun Oo	5	4	34	43	0.22	
	7	KHWE Char Maung	-	-	-	-	0.00	
	9	DO Mae Ni Ko	6	5	16	27	0.26	
	11	AUNG Thu	9	15	37	61	0.39	
	12	YAN Lin Aung	1	3	3	7	0.04	
	17	THWIN Htoo Zin	1	6	6	13	0.04	
	18	NAY Lin Aung	12	26	56	94	0.52	
	Team Totals			43	85	221	349	1.87

Non-Scoring Set	No	Name	Running Sets	Faults	Still Sets	Total Attempts	Avg by Set	
	1	NAY Lin Aung	1	-	2	3	0.04	
	2	KYAW Kyaw Htway	246	3	232	481	10.70	
	3	ZAW Myo	7	-	7	14	0.30	
	4	MYO Min Oo	-	-	1	1	0.00	
	5	WIN Tun Oo	2	-	11	13	0.09	
	7	KHWE Char Maung	2	-	4	6	0.09	
	9	DO Mae Ni Ko	2	-	9	11	0.09	
	11	AUNG Thu	3	-	14	17	0.13	
	12	YAN Lin Aung	1	-	-	1	0.04	
	17	THWIN Htoo Zin	-	-	4	4	0.00	
	18	NAY Lin Aung	6	1	22	29	0.26	
	Team Totals			270	4	306	580	11.74

Non-Scoring Reception	No	Name	Excellents	Faults	Serve Receptions	Total Attempts	Succ %	
	1	NAY Lin Aung	4	-	11	15	26.67	
	2	KYAW Kyaw Htway	-	1	-	1	0.00	
	3	ZAW Myo	18	5	40	63	28.57	
	4	MYO Min Oo	-	-	1	1	0.00	
	5	WIN Tun Oo	1	3	10	14	7.14	
	7	KHWE Char Maung	-	-	-	-	0.00	
	9	DO Mae Ni Ko	3	-	5	8	37.50	
	11	AUNG Thu	79	6	154	239	33.05	
	12	YAN Lin Aung	-	-	1	1	0.00	
	17	THWIN Htoo Zin	-	-	4	4	0.00	
	18	NAY Lin Aung	35	4	53	92	38.04	
	Team Totals			140	19	279	438	31.96

LEGEND			
Avg	Eff%	Succ%	
Average	Efficiency	Success %	

Timing and Results provided by Tissot





Cumulative Statistics by Skills


스킬별 누적통계

PAK - Pakistan

AFTER 6 MATCHES

Scoring Spike	No	Name	Spikes	Faults	Shots	Total Attempts	Eff %	
	1	RASOOL Mohib	34	7	23	64	42.19	
	3	RAZA Mubashir	7	6	3	16	6.25	
	4	NAQVI Syed Shujah Abbas	14	3	9	26	42.31	
	5	NADEEM Asif	9	-	2	11	81.82	
	6	ALI Akhtar	-	-	-	-	0.00	
	7	KHAN Muhammad Ismail	38	13	28	79	31.65	
	8	KHAN Aimal	67	23	45	135	32.59	
	9	KHAN Nasir	22	13	22	57	15.79	
	10	AHMED Naseer	40	20	32	92	21.74	
	12	SULTAN Imran	-	-	-	-	0.00	
	15	JEHAN Murad	15	5	8	28	35.71	
	17	IDREES Muhammad	9	-	7	16	56.25	
	Team Totals			255	90	179	524	31.49

Scoring Block	No	Name	Kill Blocks	Faults	Rebounds	Total Attempts	Avg by Set	
	1	RASOOL Mohib	8	12	15	35	0.44	
	3	RAZA Mubashir	-	2	2	4	0.00	
	4	NAQVI Syed Shujah Abbas	3	7	4	14	0.17	
	5	NADEEM Asif	1	8	6	15	0.06	
	6	ALI Akhtar	-	1	1	2	0.00	
	7	KHAN Muhammad Ismail	4	15	17	36	0.22	
	8	KHAN Aimal	2	9	5	16	0.11	
	9	KHAN Nasir	2	9	4	15	0.11	
	10	AHMED Naseer	1	10	6	17	0.06	
	12	SULTAN Imran	-	-	-	-	0.00	
	15	JEHAN Murad	4	2	2	8	0.22	
	17	IDREES Muhammad	3	8	6	17	0.17	
	Team Totals			28	83	68	179	1.56

Scoring Service	No	Name	Aces	Faults	Serve Hits	Total Attempts	Avg by Set	
	1	RASOOL Mohib	3	17	47	67	0.17	
	3	RAZA Mubashir	-	4	10	14	0.00	
	4	NAQVI Syed Shujah Abbas	2	6	30	38	0.11	
	5	NADEEM Asif	2	6	57	65	0.11	
	6	ALI Akhtar	-	1	2	3	0.00	
	7	KHAN Muhammad Ismail	3	9	46	58	0.17	
	8	KHAN Aimal	3	7	34	44	0.17	
	9	KHAN Nasir	2	9	39	50	0.11	
	10	AHMED Naseer	1	6	20	27	0.06	
	12	SULTAN Imran	-	-	-	-	0.00	
	15	JEHAN Murad	1	7	12	20	0.06	
	17	IDREES Muhammad	-	7	11	18	0.00	
	Team Totals			17	79	308	404	0.94

Team	Opponent Errors & Team Faults	103
-------------	--	-----





Cumulative Statistics by Skills


스킬별 누적통계

PAK - Pakistan

AFTER 6 MATCHES

Non-Scoring Dig	No	Name	Digs	Faults	Receptions	Total Attempts	Avg by Set	
	1	RASOOL Mohib	-	3	12	15	0.00	
	3	RAZA Mubashir	1	1	5	7	0.06	
	4	NAQVI Syed Shujah Abbas	1	2	11	14	0.06	
	5	NADEEM Asif	4	10	22	36	0.22	
	6	ALI Akhtar	-	1	-	1	0.00	
	7	KHAN Muhammad Ismail	7	6	30	43	0.39	
	8	KHAN Aimal	-	2	11	13	0.00	
	9	KHAN Nasir	1	3	20	24	0.06	
	10	AHMED Naseer	1	2	12	15	0.06	
	12	SULTAN Imran	21	18	39	78	1.17	
	15	JEHAN Murad	2	3	3	8	0.11	
	17	IDREES Muhammad	-	1	2	3	0.00	
	Team Totals			38	52	167	257	2.11

Non-Scoring Set	No	Name	Running Sets	Faults	Still Sets	Total Attempts	Avg by Set	
	1	RASOOL Mohib	8	-	9	17	0.44	
	3	RAZA Mubashir	1	-	1	2	0.06	
	4	NAQVI Syed Shujah Abbas	3	-	6	9	0.17	
	5	NADEEM Asif	194	3	186	383	10.78	
	6	ALI Akhtar	16	-	11	27	0.89	
	7	KHAN Muhammad Ismail	2	-	11	13	0.11	
	8	KHAN Aimal	2	-	3	5	0.11	
	9	KHAN Nasir	2	-	9	11	0.11	
	10	AHMED Naseer	3	1	3	7	0.17	
	12	SULTAN Imran	2	-	13	15	0.11	
	15	JEHAN Murad	-	-	4	4	0.00	
	17	IDREES Muhammad	1	-	3	4	0.06	
	Team Totals			234	4	259	497	13.00

Non-Scoring Reception	No	Name	Excellents	Faults	Serve Receptions	Total Attempts	Succ %	
	1	RASOOL Mohib	1	-	1	2	50.00	
	3	RAZA Mubashir	14	3	15	32	43.75	
	4	NAQVI Syed Shujah Abbas	1	-	2	3	33.33	
	5	NADEEM Asif	-	1	1	2	0.00	
	6	ALI Akhtar	-	-	-	-	0.00	
	7	KHAN Muhammad Ismail	64	8	92	164	39.02	
	8	KHAN Aimal	-	1	-	1	0.00	
	9	KHAN Nasir	32	3	36	71	45.07	
	10	AHMED Naseer	1	1	4	6	16.67	
	12	SULTAN Imran	35	10	27	72	48.61	
	15	JEHAN Murad	8	-	15	23	34.78	
	17	IDREES Muhammad	-	-	-	-	0.00	
	Team Totals			156	27	193	376	41.49

LEGEND			
Avg	Eff%	Succ%	
Average	Efficiency	Success %	

Timing and Results provided by Tissot





Cumulative Statistics by Skills


스킬별 누적통계

TKM - Turkmenistan

AFTER 6 MATCHES

Scoring Spike	No	Name	Spikes	Faults	Shots	Total Attempts	Eff %
	1	GYLYCHDURDYEV Gurbanmuhammet	28	12	25	65	24.62
	2	TACHGELDIYEV Berdimammet	-	-	-	-	0.00
	3	ROZMETOV Bahram	35	6	22	63	46.03
	4	GURBANOV Yusup	1	1	1	3	0.00
	5	AZIMOV Merdan	12	6	29	47	12.77
	6	NURYYEV Dovletgeldi	59	34	31	124	20.16
	7	MASSAROV Mekan	13	10	9	32	9.38
	8	NURYYEV Didar	29	17	22	68	17.65
	9	NURYYEV Davut	51	36	53	140	10.71
	10	ARTYKOV Ruslan	10	5	10	25	20.00
	11	MYRATGELDIYEV Begli	1	2	-	3	0.00
	12	GAYYPOV Ezizmyrat	1	-	1	2	50.00
Team Totals			240	129	203	572	19.41

Scoring Block	No	Name	Kill Blocks	Faults	Rebounds	Total Attempts	Avg by Set
	1	GYLYCHDURDYEV Gurbanmuhammet	13	14	17	44	0.62
	2	TACHGELDIYEV Berdimammet	-	-	-	-	0.00
	3	ROZMETOV Bahram	13	30	21	64	0.62
	4	GURBANOV Yusup	-	1	-	1	0.00
	5	AZIMOV Merdan	2	5	-	7	0.10
	6	NURYYEV Dovletgeldi	6	13	10	29	0.29
	7	MASSAROV Mekan	2	4	5	11	0.10
	8	NURYYEV Didar	4	10	8	22	0.19
	9	NURYYEV Davut	3	13	6	22	0.14
	10	ARTYKOV Ruslan	2	15	8	25	0.10
	11	MYRATGELDIYEV Begli	-	-	-	-	0.00
	12	GAYYPOV Ezizmyrat	-	1	1	2	0.00
Team Totals			45	106	76	227	2.14

Scoring Service	No	Name	Aces	Faults	Serve Hits	Total Attempts	Avg by Set
	1	GYLYCHDURDYEV Gurbanmuhammet	3	5	69	77	0.14
	2	TACHGELDIYEV Berdimammet	-	-	-	-	0.00
	3	ROZMETOV Bahram	2	7	40	49	0.10
	4	GURBANOV Yusup	-	2	-	2	0.00
	5	AZIMOV Merdan	2	3	27	32	0.10
	6	NURYYEV Dovletgeldi	1	2	51	54	0.05
	7	MASSAROV Mekan	2	4	19	25	0.10
	8	NURYYEV Didar	4	5	38	47	0.19
	9	NURYYEV Davut	2	2	76	80	0.10
	10	ARTYKOV Ruslan	1	5	57	63	0.05
	11	MYRATGELDIYEV Begli	-	-	1	1	0.00
	12	GAYYPOV Ezizmyrat	-	1	4	5	0.00
Team Totals			17	36	382	435	0.81

Team	Opponent Errors & Team Faults	130	9
------	-------------------------------	-----	---





Cumulative Statistics by Skills


스킬별 누적통계

TKM - Turkmenistan

AFTER 6 MATCHES

Non-Scoring Dig	No	Name	Digs	Faults	Receptions	Total Attempts	Avg by Set
	1	GYLYCHDURDYEV Gurbanmuhammet	2	1	15	18	0.10
	2	TACHGELDIYEV Berdimammet	7	21	51	79	0.33
	3	ROZMETOV Bahram	-	3	12	15	0.00
	4	GURBANOV Yusup	-	-	-	-	0.00
	5	AZIMOV Merdan	1	3	24	28	0.05
	6	NURYYEV Dovletgeldi	5	6	21	32	0.24
	7	MASSAROV Mekan	1	5	14	20	0.05
	8	NURYYEV Didar	2	8	16	26	0.10
	9	NURYYEV Davut	8	11	30	49	0.38
	10	ARTYKOV Ruslan	13	9	33	55	0.62
	11	MYRATGELDIYEV Begli	-	-	-	-	0.00
	12	GAYYPOV Ezizmyrat	-	1	-	1	0.00
Team Totals			39	68	216	323	1.86

Non-Scoring Set	No	Name	Running Sets	Faults	Still Sets	Total Attempts	Avg by Set
	1	GYLYCHDURDYEV Gurbanmuhammet	8	-	13	21	0.38
	2	TACHGELDIYEV Berdimammet	6	1	16	23	0.29
	3	ROZMETOV Bahram	4	1	10	15	0.19
	4	GURBANOV Yusup	-	-	-	-	0.00
	5	AZIMOV Merdan	1	-	5	6	0.05
	6	NURYYEV Dovletgeldi	3	1	8	12	0.14
	7	MASSAROV Mekan	-	-	2	2	0.00
	8	NURYYEV Didar	2	-	3	5	0.10
	9	NURYYEV Davut	5	1	5	11	0.24
	10	ARTYKOV Ruslan	186	2	234	422	8.86
	11	MYRATGELDIYEV Begli	-	-	-	-	0.00
	12	GAYYPOV Ezizmyrat	8	2	15	25	0.38
Team Totals			223	8	311	542	10.62

Non-Scoring Reception	No	Name	Excellents	Faults	Serve Receptions	Total Attempts	Succ %
	1	GYLYCHDURDYEV Gurbanmuhammet	-	-	2	2	0.00
	2	TACHGELDIYEV Berdimammet	34	14	79	127	26.77
	3	ROZMETOV Bahram	-	-	9	9	0.00
	4	GURBANOV Yusup	1	3	3	7	14.29
	5	AZIMOV Merdan	22	2	38	62	35.48
	6	NURYYEV Dovletgeldi	-	1	3	4	0.00
	7	MASSAROV Mekan	1	-	-	1	100.00
	8	NURYYEV Didar	7	4	42	53	13.21
	9	NURYYEV Davut	28	7	99	134	20.90
	10	ARTYKOV Ruslan	-	-	-	-	0.00
	11	MYRATGELDIYEV Begli	4	-	3	7	57.14
	12	GAYYPOV Ezizmyrat	-	-	-	-	0.00
Team Totals			97	31	278	406	23.89

LEGEND

Avg Average Eff% Efficiency Succ% Success %

Timing and Results provided by Tissot





Cumulative Statistics by Skills


스킬별 누적통계

TPE - Chinese Taipei

AFTER 6 MATCHES

Scoring Spike	No	Name	Spikes	Faults	Shots	Total Attempts	Eff %
	2	CHANG Liang Hao	4	-	1	5	80.00
	3	LI Chia Hsuan	-	-	-	-	0.00
	6	HUANG Chun Ching	38	11	15	64	42.19
	7	LIU Hung Min	33	21	24	78	15.38
	9	CHIANG Tien Yu	26	5	21	52	40.38
	11	LU CHIANG Yao Chiang	5	-	1	6	83.33
	13	CHENG Ju Chien	1	-	-	1	100.00
	14	WANG Ming Chun	58	23	42	123	28.46
	15	HUANG Chin Feng	75	29	30	134	34.33
	16	LIN Yung Shun	-	-	-	-	0.00
	17	HUANG Pei Hung	2	-	2	4	50.00
19	CHEN Chien Chen	22	12	12	46	21.74	
Team Totals			264	101	148	513	31.77

Scoring Block	No	Name	Kill Blocks	Faults	Rebounds	Total Attempts	Avg by Set
	2	CHANG Liang Hao	-	2	3	5	0.00
	3	LI Chia Hsuan	-	-	-	-	0.00
	6	HUANG Chun Ching	6	17	12	35	0.30
	7	LIU Hung Min	3	7	3	13	0.15
	9	CHIANG Tien Yu	9	22	15	46	0.45
	11	LU CHIANG Yao Chiang	1	3	3	7	0.05
	13	CHENG Ju Chien	2	8	11	21	0.10
	14	WANG Ming Chun	4	20	17	41	0.20
	15	HUANG Chin Feng	5	21	8	34	0.25
	16	LIN Yung Shun	-	-	-	-	0.00
	17	HUANG Pei Hung	3	5	3	11	0.15
19	CHEN Chien Chen	1	6	2	9	0.05	
Team Totals			34	111	77	222	1.70

Scoring Service	No	Name	Aces	Faults	Serve Hits	Total Attempts	Avg by Set
	2	CHANG Liang Hao	1	3	4	8	0.05
	3	LI Chia Hsuan	-	-	-	-	0.00
	6	HUANG Chun Ching	5	5	52	62	0.25
	7	LIU Hung Min	3	4	44	51	0.15
	9	CHIANG Tien Yu	5	11	52	68	0.25
	11	LU CHIANG Yao Chiang	1	1	22	24	0.05
	13	CHENG Ju Chien	2	6	29	37	0.10
	14	WANG Ming Chun	7	7	55	69	0.35
	15	HUANG Chin Feng	6	15	39	60	0.30
	16	LIN Yung Shun	-	-	-	-	0.00
	17	HUANG Pei Hung	2	4	27	33	0.10
19	CHEN Chien Chen	1	5	27	33	0.05	
Team Totals			33	61	351	445	1.65

Team	Opponent Errors & Team Faults	121	6
-------------	--	-----	---





Cumulative Statistics by Skills


스킬별 누적통계

TPE - Chinese Taipei

AFTER 6 MATCHES

Non-Scoring Dig	No	Name	Digs	Faults	Receptions	Total Attempts	Avg by Set
	2	CHANG Liang Hao	-	1	-	1	0.00
	3	LI Chia Hsuan	-	-	1	1	0.00
	6	HUANG Chun Ching	1	1	8	10	0.05
	7	LIU Hung Min	-	7	17	24	0.00
	9	CHIANG Tien Yu	1	1	18	20	0.05
	11	LU CHIANG Yao Chiang	-	1	2	3	0.00
	13	CHENG Ju Chien	3	2	10	15	0.15
	14	WANG Ming Chun	5	10	29	44	0.25
	15	HUANG Chin Feng	5	11	12	28	0.25
	16	LIN Yung Shun	9	13	38	60	0.45
	17	HUANG Pei Hung	3	4	12	19	0.15
19	CHEN Chien Chen	5	9	21	35	0.25	
Team Totals			32	60	168	260	1.60

Non-Scoring Set	No	Name	Running Sets	Faults	Still Sets	Total Attempts	Avg by Set
	2	CHANG Liang Hao	-	-	1	1	0.00
	3	LI Chia Hsuan	-	1	-	1	0.00
	6	HUANG Chun Ching	2	-	4	6	0.10
	7	LIU Hung Min	3	-	6	9	0.15
	9	CHIANG Tien Yu	1	-	3	4	0.05
	11	LU CHIANG Yao Chiang	-	-	1	1	0.00
	13	CHENG Ju Chien	116	4	87	207	5.80
	14	WANG Ming Chun	7	-	13	20	0.35
	15	HUANG Chin Feng	-	-	1	1	0.00
	16	LIN Yung Shun	9	-	18	27	0.45
	17	HUANG Pei Hung	111	-	100	211	5.55
19	CHEN Chien Chen	1	-	4	5	0.05	
Team Totals			250	5	238	493	12.50

Non-Scoring Reception	No	Name	Excellents	Faults	Serve Receptions	Total Attempts	Succ %
	2	CHANG Liang Hao	-	-	-	-	0.00
	3	LI Chia Hsuan	-	1	2	3	0.00
	6	HUANG Chun Ching	1	1	1	3	33.33
	7	LIU Hung Min	29	5	40	74	39.19
	9	CHIANG Tien Yu	1	-	2	3	33.33
	11	LU CHIANG Yao Chiang	-	-	1	1	0.00
	13	CHENG Ju Chien	-	-	2	2	0.00
	14	WANG Ming Chun	-	-	-	-	0.00
	15	HUANG Chin Feng	21	4	49	74	28.38
	16	LIN Yung Shun	55	4	56	115	47.83
	17	HUANG Pei Hung	-	-	1	1	0.00
19	CHEN Chien Chen	41	6	43	90	45.56	
Team Totals			148	21	197	366	40.44

LEGEND			
Avg	Average	Eff%	Efficiency
Succ%	Success %		

Timing and Results provided by Tissot