

FIVBTM



VOLLEYBALL
MEN'S WORLD
CHAMPIONSHIP
POLAND 2014

Daily Bulletin No.10

FIVB Men's Volleyball World Championship 2014 Finals (Places 3-4)

Match: 102 **Date:** 21.09.2014 **Spectators:** 7'500
City: KATOWICE
Hall: SPODEK
Match duration: Start: 16:40 End: 18:18 Total: 1:38

Teams	Sets	1	2	3	4	5	Total
FRA	0	21	24	23			68
GER	3	25	26	25			76
Set duration		0:24	0:29	0:32			1:25

Referees: ZENOVICH Andrey (RUS) & CHOLAKIAN Rolando (ARG)

FRA • France		1	2	3	4	5	Pts
2	L Grebennikov Jenia		L	L	L		
4	Rouzier Antonin	■	■	■			12
6	Toniutti Benjamin	■	■	■			
7	Tillie Kevin	■	■	■			7
9	Ngapeth Earvin	■	■	■			11
10	Le Roux Kevin	■	■	■			6
14	Le Goff Nicolas	■	■	■			5
15	Tuia Samuele						
16	Marechal Nicolas	□	□	□			
17	Lafitte Franck						
18	Jaumel Yoann	□		□			
21	Sidibe Mory	□		□			3

Coach: Tillie Laurent
Assistant: Josserand Arnaud

GER • Germany		1	2	3	4	5	Pts
1	Fromm Christian			□	□		
2	L Steuerwald Markus		L	L	L		
3	Schwarz Sebastian	■	■	■			12
5	Kühner Sebastian			□			
6	Kaliberda Denys	■	■	■			13
7	Westphal Dirk						
8	Böhme Marcus	■	■	■			4
9	Grozer György	■	■	■			19
10	Schöps Jochen	□		□			
11	Kampa Lukas	■	■	■			
15	Broshog Tim	■	■	■			7
16	Günthör Max						

Coach: Mr. Vital HEYNEN (BEL)
Assistant: Mr. Stefan HÜBNER (GER)

TEAMS AND PLAYERS PERFORMANCES

Won Pts	Total Atts	No Name	Scoring Skills	Won Pts	Total Atts	No Name
36	79	Total Team		46	86	Total Team
11	22	4 Rouzier Antonin	Spike	17	29	9 Grozer György
7	13	7 Tillie Kevin		11	24	6 Kaliberda Denys
7	19	9 Ngapeth Earvin		8	16	3 Schwarz Sebastian
4	48	Total Team	Block	6	54	Total Team
2	12	10 Le Roux Kevin		4	7	3 Schwarz Sebastian
1	14	14 Le Goff Nicolas		1	5	9 Grozer György
1	4	4 Rouzier Antonin	1	19	15 Broshog Tim	
4	70	Total Team	Serve	3	74	Total Team
4	13	9 Ngapeth Earvin		2	18	6 Kaliberda Denys
				1	11	9 Grozer György
24		Total Team	Opp. error	21		Total Team
68	197	Total Team		Total	76	214
12	34	4 Rouzier Antonin	Best Scorer	19	45	9 Grozer György

■ Starting line-up Pts = Points scored [nn] = Captain
□ Substitute Atts = Attempts L = Libero
Opp = Opponent

FIVB Men's Volleyball World Championship 2014 Finals (Places 1-2)

Match: 103 **Date:** 21.09.2014 **Spectators:** 12'528
City: KATOWICE
Hall: SPODEK
Match duration: Start: 20:25 End: 22:37 Total: 2:12

Teams	Sets	1	2	3	4	5	Total
BRA	1	25	22	23	22		92
POL	3	18	25	25	25		93
Set duration		0:25	0:31	0:30	0:30		1:56

Referees: LODERUS Frans (NED) & LABASTA Milan (CZE)

BRA • Brazil		1	2	3	4	5	Pts
1	Rezende Bruno Mossa	■	■	■	■		3
3	Carbonera Eder					□	
4	De Souza Wallace	■	■	■	■		18
5	Dos Santos Jr. Sidnei	■	■	■	■		7
6	Vissotto Neves Leandro	□	□	□	□		2
8	Endres Murilo	■	■	■	■		8
10	Lucarelli Santos De Souza Ricardo	■	■	■	■		18
11	L Silva Felipe Lourenço	L	L	L	L		
12	Fonteles Luiz Felipe Marques	□	□	□	□		
16	Saatkamp Lucas	■	■	■	■		15
19	L Da Silva Pedreira Junior Mario	L	L	L	L		
20	Vieira De Oliveira Raphael	□	□	□			
Coach: Bernardo Rezende (BRA)							
Assistant: Roberley Leonaldo (BRA)							

POL • Poland		1	2	3	4	5	Pts
1	Nowakowski Piotr	■	■	■	■		10
2	Winiarski Michal	■	■	■	■		13
3	Konarski Dawid					□	2
5	Zagumny Pawel	□	□	■	■		
7	Klos Karol	■	■	■	■		5
10	Wlazly Mariusz	■	■	■	■		14
11	Drzyzga Fabian	■	■				
13	Kubiak Michal			□	□		
17	L Zatorski Pawel	L	L	L	L		
18	Mozdzonek Marcin						
20	Mika Mateusz	■	■	■	■		22
21	Buszek Rafal						
Coach: ANTIGA Stephane (FRA)							
Assistant: BLAIN Philippe (FRA)							

TEAMS AND PLAYERS PERFORMANCES

Won Pts	Total Atts	No Name	Scoring Skills	Won Pts	Total Atts	No Name
60	114	Total Team		53	111	Total Team
18	33	10 Lucarelli Santos De Souza	Spike	19	34	20 Mika Mateusz
17	30	4 De Souza Wallace		11	31	10 Wlazly Mariusz
7	15	8 Endres Murilo		10	22	2 Winiarski Michal
10	75	Total Team	Block	8	76	Total Team
8	24	16 Saatkamp Lucas		3	9	2 Winiarski Michal
1	12	4 De Souza Wallace		2	13	10 Wlazly Mariusz
1	8	8 Endres Murilo	Serve	2	19	1 Nowakowski Piotr
1	93	Total Team		5	92	Total Team
1	21	1 Rezende Bruno Mossa		2	19	20 Mika Mateusz
21		Total Team	Opp. error	1	2	3 Konarski Dawid
92	282	Total Team		1	16	7 Klos Karol
				1	16	
18	52	4 De Souza Wallace	Best Scorer	27		Total Team
				93	279	Total Team
				22	62	20 Mika Mateusz


■ Starting line-up Pts = Points scored [nn] = Captain
□ Substitute Atts = Attempts L = Libero
Opp = Opponent

Match: 102 **Date:** 21.09.2014 **Spectators:** 7'500
City: KATOWICE
Hall: SPODEK
Match duration: Start: 16:40 End: 18:18 Total: 1:38

Teams	Sets	1	2	3	4	5	Total
FRA	0	21	24	23			68
GER	3	25	26	25			76
Set duration		0:24	0:29	0:32			1:25




FRA • France



Spike

Succ. %
Limit: 15.00%

Rk	No	Name	Spikes	Faults	Shots	Total Attempts	Note
1	7	Tillie Kevin	7	2	4	13	53.85
2	4	Rouzier Antonin	11	6	5	22	50.00
3	9	Ngapeth Earvin	7	5	7	19	36.84
-	10	Le Roux Kevin	4	-	5	9	
-	14	Le Goff Nicolas	4	-	4	8	
-	21	Sidibe Mory	3	3	2	8	
-	2	Grebennikov Jenia	-	-	-	-	
-	6	Toniutti Benjamin	-	-	-	-	
-	15	Tuia Samuele	-	-	-	-	
-	16	Marechal Nicolas	-	-	-	-	
-	17	Lafitte Franck	-	-	-	-	
-	18	Jaumel Yoann	-	-	-	-	
Others			-	-	-	-	
Total Team			36	16	27	79	45.57




Block

Avg. by set


Rk	No	Name	Kill Blocks	Faults	Rebounds	Total Attempts	Note
1	10	Le Roux Kevin	2	7	3	12	0.67
2	14	Le Goff Nicolas	1	5	8	14	0.33
2	4	Rouzier Antonin	1	2	1	4	0.33
-	2	Grebennikov Jenia	-	-	-	-	
-	15	Tuia Samuele	-	-	-	-	
-	17	Lafitte Franck	-	-	-	-	
-	18	Jaumel Yoann	-	-	-	-	
-	21	Sidibe Mory	-	1	3	4	
-	6	Toniutti Benjamin	-	4	2	6	
-	7	Tillie Kevin	-	3	-	3	
-	9	Ngapeth Earvin	-	4	-	4	
-	16	Marechal Nicolas	-	1	-	1	
Others			-	-	-	-	
Total Team			4	27	17	48	1.33

Match: 102 **Date:** 21.09.2014 **Spectators:** 7'500
City: KATOWICE
Hall: SPODEK
Match duration: Start: 16:40 End: 18:18 Total: 1:38

Teams	Sets	1	2	3	4	5	Total
FRA	0	21	24	23			68
GER	3	25	26	25			76
Set duration		0:24	0:29	0:32			1:25



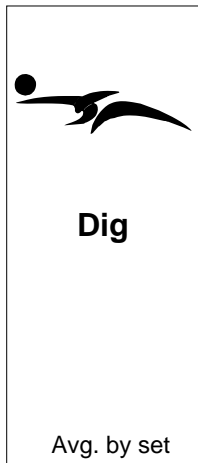
FRA • France



Rk	No	Name	Aces	Faults	Serve Hits	Total Attempts	Note
1	9	Ngapeth Earvin	4	3	6	13	1.33
-	2	Grebennikov Jenia	-	-	-	-	
-	6	Toniutti Benjamin	-	-	10	10	
-	7	Tillie Kevin	-	-	10	10	
-	14	Le Goff Nicolas	-	-	9	9	
-	15	Tuia Samuele	-	-	-	-	
-	17	Lafitte Franck	-	-	-	-	
-	18	Jaumel Yoann	-	-	3	3	
-	21	Sidibe Mory	-	-	1	1	
-	10	Le Roux Kevin	-	2	11	13	
-	16	Marechal Nicolas	-	1	2	3	
-	4	Rouzier Antonin	-	3	5	8	
Others			-	-	-	-	
Total Team			4	9	57	70	1.33




Opponent errors & Team faults	24	1		25	
-------------------------------	----	---	--	----	--




Rk	No	Name	Digs	Faults	Receptions	Total Attempts	Note
1	2	Grebennikov Jenia	6	2	4	12	2.00
2	7	Tillie Kevin	5	4	6	15	1.67
3	9	Ngapeth Earvin	4	4	4	12	1.33
4	16	Marechal Nicolas	2	1	4	7	0.67
4	6	Toniutti Benjamin	2	3	8	13	0.67
6	10	Le Roux Kevin	1	-	1	2	0.33
6	18	Jaumel Yoann	1	-	-	1	0.33
6	14	Le Goff Nicolas	1	1	1	3	0.33
6	4	Rouzier Antonin	1	4	-	5	0.33
-	15	Tuia Samuele	-	-	-	-	
-	17	Lafitte Franck	-	-	-	-	
-	21	Sidibe Mory	-	-	-	-	
Others			-	-	-	-	
Total Team			23	19	28	70	7.67

Match: 102 Date: 21.09.2014 Spectators: 7'500
 City: KATOWICE
 Hall: SPODEK
 Match duration: Start: 16:40 End: 18:18 Total: 1:38

Teams	Sets	1	2	3	4	5	Total
FRA	0	21	24	23			68
GER	3	25	26	25			76
Set duration		0:24	0:29	0:32			1:25




FRA • France



Set

Avg. by set

Rk	No	Name	Running Sets	Faults	Still Sets	Total Attempts	Note
1	6	Toniutti Benjamin	20	-	29	49	6.67
2	18	Jaumel Yoann	2	1	12	15	0.67
-	2	Grebennikov Jenia	-	-	-	-	
-	4	Rouzier Antonin	-	-	-	-	
-	7	Tillie Kevin	-	-	-	-	
-	9	Ngapeth Earvin	-	-	-	-	
-	10	Le Roux Kevin	-	-	-	-	
-	14	Le Goff Nicolas	-	-	-	-	
-	15	Tuia Samuele	-	-	-	-	
-	16	Marechal Nicolas	-	-	-	-	
-	17	Lafitte Franck	-	-	-	-	
-	21	Sidibe Mory	-	-	-	-	
Others			-	-	-	-	
Total Team			22	1	41	64	7.33



Reception

Eff. %
Limit: 25.00%


Rk	No	Name	Excellents	Faults	Serve Receptions	Total Attempts	Note
1	7	Tillie Kevin	8	1	10	19	36.84
2	9	Ngapeth Earvin	7	1	15	23	26.09
-	2	Grebennikov Jenia	4	1	7	12	
-	16	Marechal Nicolas	1	-	2	3	
-	4	Rouzier Antonin	-	-	-	-	
-	6	Toniutti Benjamin	-	-	-	-	
-	10	Le Roux Kevin	-	-	-	-	
-	14	Le Goff Nicolas	-	-	-	-	
-	15	Tuia Samuele	-	-	-	-	
-	17	Lafitte Franck	-	-	-	-	
-	18	Jaumel Yoann	-	-	-	-	
-	21	Sidibe Mory	-	-	-	-	
Others			-	-	-	-	
Total Team			20	3	34	57	29.82

Match: 102 **Date:** 21.09.2014 **Spectators:** 7'500
City: KATOWICE
Hall: SPODEK
Match duration: Start: 16:40 End: 18:18 Total: 1:38

Teams	Sets	1	2	3	4	5	Total
FRA	0	21	24	23			68
GER	3	25	26	25			76
Set duration		0:24	0:29	0:32			1:25




GER • Germany



Spike

Succ. %
Limit: 15.00%

Rk	No	Name	Spikes	Faults	Shots	Total Attempts	Note
1	9	Grozer György	17	2	10	29	58.62
2	3	Schwarz Sebastian	8	-	8	16	50.00
3	6	Kaliberda Denys	11	4	9	24	45.83
-	8	Böhme Marcus	4	2	2	8	
-	15	Broshog Tim	6	1	-	7	
-	1	Fromm Christian	-	-	1	1	
-	11	Kampa Lukas	-	-	1	1	
-	2	Steuerwald Markus	-	-	-	-	
-	5	Kühner Sebastian	-	-	-	-	
-	7	Westphal Dirk	-	-	-	-	
-	10	Schöps Jochen	-	-	-	-	
-	16	Günthör Max	-	-	-	-	
Others			-	-	-	-	
Total Team			46	9	31	86	53.49



Block

Avg. by set

Rk	No	Name	Kill Blocks	Faults	Rebounds	Total Attempts	Note
1	3	Schwarz Sebastian	4	2	1	7	1.33
2	9	Grozer György	1	1	3	5	0.33
2	15	Broshog Tim	1	10	8	19	0.33
-	2	Steuerwald Markus	-	-	-	-	
-	5	Kühner Sebastian	-	-	-	-	
-	7	Westphal Dirk	-	-	-	-	
-	10	Schöps Jochen	-	-	-	-	
-	16	Günthör Max	-	-	-	-	
-	8	Böhme Marcus	-	7	7	14	
-	11	Kampa Lukas	-	3	2	5	
-	6	Kaliberda Denys	-	2	1	3	
-	1	Fromm Christian	-	1	-	1	
Others			-	-	-	-	
Total Team			6	26	22	54	2.00


Match: 102 **Date:** 21.09.2014 **Spectators:** 7'500
City: KATOWICE
Hall: SPODEK
Match duration: Start: 16:40 End: 18:18 Total: 1:38

Teams	Sets	1	2	3	4	5	Total
FRA	0	21	24	23			68
GER	3	25	26	25			76
Set duration		0:24	0:29	0:32			1:25



GER • Germany

Rk	No	Name	Aces	Faults	Serve Hits	Total Attempts	Note
1	6	Kaliberda Denys	2	4	12	18	0.67
2	9	Grozer György	1	4	6	11	0.33
-	1	Fromm Christian	-	-	-	-	
-	2	Steuerwald Markus	-	-	-	-	
-	7	Westphal Dirk	-	-	-	-	
-	16	Günthör Max	-	-	-	-	
-	8	Böhme Marcus	-	1	8	9	
-	3	Schwarz Sebastian	-	2	13	15	
-	15	Broshog Tim	-	1	6	7	
-	11	Kampa Lukas	-	3	8	11	
-	10	Schöps Jochen	-	1	1	2	
-	5	Kühner Sebastian	-	1	-	1	
Others			-	-	-	-	
Total Team			3	17	54	74	1.00




Serve

Avg. by set

Team	Opponent errors & Team faults	Aces	Faults	Total Attempts
	Opponent errors & Team faults	21	-	21

Rk	No	Name	Digs	Faults	Receptions	Total Attempts	Note
1	2	Steuerwald Markus	11	1	6	18	3.67
2	3	Schwarz Sebastian	7	1	2	10	2.33
3	1	Fromm Christian	2	-	-	2	0.67
3	11	Kampa Lukas	2	4	3	9	0.67
5	6	Kaliberda Denys	1	1	4	6	0.33
5	9	Grozer György	1	1	3	5	0.33
5	15	Broshog Tim	1	2	1	4	0.33
-	5	Kühner Sebastian	-	-	-	-	
-	7	Westphal Dirk	-	-	-	-	
-	8	Böhme Marcus	-	-	2	2	
-	10	Schöps Jochen	-	-	-	-	
-	16	Günthör Max	-	-	-	-	
Others			-	-	-	-	
Total Team			25	10	21	56	8.33



Dig


Avg. by set

Match: 102 **Date:** 21.09.2014 **Spectators:** 7'500
City: KATOWICE
Hall: SPODEK
Match duration: Start: 16:40 End: 18:18 Total: 1:38

Teams	Sets	1	2	3	4	5	Total
FRA	0	21	24	23			68
GER	3	25	26	25			76
Set duration		0:24	0:29	0:32			1:25




GER • Germany



Set

Avg. by set

Rk	No	Name	Running Sets	Faults	Still Sets	Total Attempts	Note
1	11	Kampa Lukas	32	1	41	74	10.67
-	1	Fromm Christian	-	-	-	-	
-	2	Steuerwald Markus	-	-	-	-	
-	3	Schwarz Sebastian	-	-	-	-	
-	5	Kühner Sebastian	-	-	-	-	
-	6	Kaliberda Denys	-	-	-	-	
-	7	Westphal Dirk	-	-	-	-	
-	8	Böhme Marcus	-	-	-	-	
-	9	Grozer György	-	-	-	-	
-	10	Schöps Jochen	-	-	-	-	
-	15	Broshog Tim	-	-	-	-	
-	16	Günthör Max	-	-	-	-	
Others			-	-	-	-	
Total Team			32	1	41	74	10.67



Reception

Eff. %
Limit: 25.00%


Rk	No	Name	Excellents	Faults	Serve Receptions	Total Attempts	Note
1	6	Kaliberda Denys	15	3	11	29	41.38
2	2	Steuerwald Markus	4	-	12	16	25.00
-	3	Schwarz Sebastian	3	2	8	13	
-	11	Kampa Lukas	-	-	2	2	
-	1	Fromm Christian	-	-	1	1	
-	5	Kühner Sebastian	-	-	-	-	
-	7	Westphal Dirk	-	-	-	-	
-	8	Böhme Marcus	-	-	-	-	
-	9	Grozer György	-	-	-	-	
-	10	Schöps Jochen	-	-	-	-	
-	15	Broshog Tim	-	-	-	-	
-	16	Günthör Max	-	-	-	-	
Others			-	-	-	-	
Total Team			22	5	34	61	27.87

Match: 103 **Date:** 21.09.2014 **Spectators:** 12'528
City: KATOWICE
Hall: SPODEK
Match duration: Start: 20:25 End: 22:37 Total: 2:12

Teams	Sets	1	2	3	4	5	Total
BRA	1	25	22	23	22		92
POL	3	18	25	25	25		93
Set duration		0:25	0:31	0:30	0:30		1:56




BRA • Brazil



Spike

Succ. %
Limit: 15.00%

Rk	No	Name	Spikes	Faults	Shots	Total Attempts	Note
1	4	De Souza Wallace	17	3	10	30	56.67
2	10	Lucarelli Santos De Souza Ricardo	18	5	10	33	54.55
-	8	Endres Murilo	7	-	8	15	
-	16	Saatkamp Lucas	7	1	6	14	
-	5	Dos Santos Jr. Sidnei	7	1	2	10	
-	6	Vissotto Neves Leandro	2	3	1	6	
-	1	Rezende Bruno Mossa	2	1	1	4	
-	3	Carbonera Eder	-	1	1	2	
-	11	Silva Felipe Lourenço	-	-	-	-	
-	12	Fonteles Luiz Felipe Marques	-	-	-	-	
-	19	Da Silva Pedreira Junior Mario	-	-	-	-	
-	20	Vieira De Oliveira Raphael	-	-	-	-	
Others			-	-	-	-	
Total Team			60	15	39	114	52.63



Block

Avg. by set

Rk	No	Name	Kill Blocks	Faults	Rebounds	Total Attempts	Note
1	16	Saatkamp Lucas	8	12	4	24	2.00
2	4	De Souza Wallace	1	6	5	12	0.25
2	8	Endres Murilo	1	7	-	8	0.25
-	3	Carbonera Eder	-	-	-	-	
-	11	Silva Felipe Lourenço	-	-	-	-	
-	12	Fonteles Luiz Felipe Marques	-	-	-	-	
-	19	Da Silva Pedreira Junior Mario	-	-	-	-	
-	20	Vieira De Oliveira Raphael	-	-	-	-	
-	1	Rezende Bruno Mossa	-	2	1	3	
-	5	Dos Santos Jr. Sidnei	-	12	6	18	
-	6	Vissotto Neves Leandro	-	2	1	3	
-	10	Lucarelli Santos De Souza Ricardo	-	6	1	7	
Others			-	-	-	-	
Total Team			10	47	18	75	2.50


Match: 103 **Date:** 21.09.2014 **Spectators:** 12'528
City: KATOWICE
Hall: SPODEK
Match duration: Start: 20:25 End: 22:37 Total: 2:12

Teams	Sets	1	2	3	4	5	Total
BRA	1	25	22	23	22		92
POL	3	18	25	25	25		93
Set duration		0:25	0:31	0:30	0:30		1:56



BRA • Brazil

Rk	No	Name	Aces	Faults	Serve Hits	Total Attempts	Note
1	1	Rezende Bruno Mossa	1	2	18	21	0.25
-	6	Vissotto Neves Leandro	-	-	-	-	
-	11	Silva Felipe Lourenço	-	-	-	-	
-	19	Da Silva Pedreira Junior Mario	-	-	-	-	
-	20	Vieira De Oliveira Raphael	-	-	3	3	
-	8	Endres Murilo	-	1	11	12	
-	16	Saatkamp Lucas	-	2	10	12	
-	4	De Souza Wallace	-	2	8	10	
-	10	Lucarelli Santos De Souza Ricardo	-	3	12	15	
-	5	Dos Santos Jr. Sidnei	-	3	8	11	
-	12	Fonteles Luiz Felipe Marques	-	3	4	7	
-	3	Carbonera Eder	-	1	1	2	
Others			-	-	-	-	
Total Team			1	17	75	93	0.25




Serve

Avg. by set

Team	Opponent errors & Team faults	Aces	Faults	Total Attempts
	Opponent errors & Team faults	21	-	21

Rk	No	Name	Digs	Faults	Receptions	Total Attempts	Note
1	1	Rezende Bruno Mossa	8	1	9	18	2.00
1	8	Endres Murilo	8	3	5	16	2.00
3	19	Da Silva Pedreira Junior Mario	5	1	4	10	1.25
3	11	Silva Felipe Lourenço	5	1	3	9	1.25
5	4	De Souza Wallace	3	1	5	9	0.75
6	16	Saatkamp Lucas	2	-	1	3	0.50
7	3	Carbonera Eder	1	-	-	1	0.25
7	6	Vissotto Neves Leandro	1	-	1	2	0.25
7	10	Lucarelli Santos De Souza Ricardo	1	1	12	14	0.25
-	5	Dos Santos Jr. Sidnei	-	-	2	2	
-	12	Fonteles Luiz Felipe Marques	-	-	-	-	
-	20	Vieira De Oliveira Raphael	-	-	2	2	
Others			-	-	-	-	
Total Team			34	8	44	86	8.50



Dig

Avg. by set




Match: 103 **Date:** 21.09.2014 **Spectators:** 12'528
City: KATOWICE
Hall: SPODEK
Match duration: Start: 20:25 End: 22:37 Total: 2:12

Teams	Sets	1	2	3	4	5	Total
BRA	1	25	22	23	22		92
POL	3	18	25	25	25		93
Set duration		0:25	0:31	0:30	0:30		1:56




BRA • Brazil



Set

Avg. by set

Rk	No	Name	Running Sets	Faults	Still Sets	Total Attempts	Note
1	1	Rezende Bruno Mossa	38	-	38	76	9.50
2	20	Vieira De Oliveira Raphael	5	-	5	10	1.25
-	3	Carbonera Eder	-	-	-	-	
-	4	De Souza Wallace	-	-	-	-	
-	5	Dos Santos Jr. Sidnei	-	-	-	-	
-	6	Vissotto Neves Leandro	-	-	-	-	
-	8	Endres Murilo	-	-	-	-	
-	10	Lucarelli Santos De Souza Ricardo	-	-	-	-	
-	11	Silva Felipe Lourenço	-	-	-	-	
-	12	Fonteles Luiz Felipe Marques	-	-	-	-	
-	16	Saatkamp Lucas	-	-	-	-	
-	19	Da Silva Pedreira Junior Mario	-	-	-	-	
Others			-	-	-	-	
Total Team			43	-	43	86	10.75



Reception

Eff. %
Limit: 25.00%


Rk	No	Name	Excellents	Faults	Serve Receptions	Total Attempts	Note
1	8	Endres Murilo	12	1	9	22	50.00
2	19	Da Silva Pedreira Junior Mario	20	2	21	43	41.86
-	10	Lucarelli Santos De Souza Ricardo	4	1	3	8	
-	16	Saatkamp Lucas	1	1	-	2	
-	5	Dos Santos Jr. Sidnei	-	-	1	1	
-	3	Carbonera Eder	-	-	-	-	
-	4	De Souza Wallace	-	-	-	-	
-	6	Vissotto Neves Leandro	-	-	-	-	
-	11	Silva Felipe Lourenço	-	-	-	-	
-	12	Fonteles Luiz Felipe Marques	-	-	-	-	
-	20	Vieira De Oliveira Raphael	-	-	-	-	
-	1	Rezende Bruno Mossa	-	1	-	1	
Others			-	-	-	-	
Total Team			37	6	34	77	40.26

Match: 103 **Date:** 21.09.2014 **Spectators:** 12'528
City: KATOWICE
Hall: SPODEK
Match duration: Start: 20:25 End: 22:37 Total: 2:12

Teams	Sets	1	2	3	4	5	Total
BRA	1	25	22	23	22		92
POL	3	18	25	25	25		93
Set duration		0:25	0:31	0:30	0:30		1:56




POL • Poland



Spike

Succ. %
Limit: 15.00%

Rk	No	Name	Spikes	Faults	Shots	Total Attempts	Note
1	20	Mika Mateusz	19	5	10	34	55.88
2	2	Winiarski Michal	10	1	11	22	45.45
3	10	Wlazly Mariusz	11	6	14	31	35.48
-	1	Nowakowski Piotr	8	-	5	13	
-	7	Klos Karol	4	2	1	7	
-	5	Zagumny Pawel	-	-	2	2	
-	3	Konarski Dawid	1	1	-	2	
-	11	Drzyzga Fabian	-	-	-	-	
-	13	Kubiak Michal	-	-	-	-	
-	17	Zatorski Pawel	-	-	-	-	
-	18	Mozdzonek Marcin	-	-	-	-	
-	21	Buszek Rafal	-	-	-	-	
Others			-	-	-	-	
Total Team			53	15	43	111	47.75



Block

Avg. by set


Rk	No	Name	Kill Blocks	Faults	Rebounds	Total Attempts	Note
1	2	Winiarski Michal	3	5	1	9	0.75
2	10	Wlazly Mariusz	2	7	4	13	0.50
2	1	Nowakowski Piotr	2	12	5	19	0.50
4	20	Mika Mateusz	1	5	3	9	0.25
-	3	Konarski Dawid	-	-	-	-	
-	13	Kubiak Michal	-	-	-	-	
-	17	Zatorski Pawel	-	-	-	-	
-	18	Mozdzonek Marcin	-	-	-	-	
-	21	Buszek Rafal	-	-	-	-	
-	7	Klos Karol	-	9	6	15	
-	5	Zagumny Pawel	-	5	2	7	
-	11	Drzyzga Fabian	-	3	1	4	
Others			-	-	-	-	
Total Team			8	46	22	76	2.00

Match: 103 **Date:** 21.09.2014 **Spectators:** 12'528
City: KATOWICE
Hall: SPODEK
Match duration: Start: 20:25 End: 22:37 Total: 2:12

Teams	Sets	1	2	3	4	5	Total
BRA	1	25	22	23	22		92
POL	3	18	25	25	25		93
Set duration		0:25	0:31	0:30	0:30		1:56



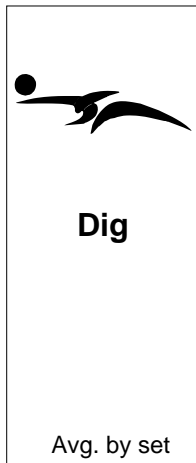
POL • Poland



Rk	No	Name	Aces	Faults	Serve Hits	Total Attempts	Note
1	20	Mika Mateusz	2	3	14	19	0.50
2	3	Konarski Dawid	1	-	1	2	0.25
2	7	Klos Karol	1	2	13	16	0.25
2	10	Wlazly Mariusz	1	2	9	12	0.25
-	5	Zagumny Pawel	-	-	10	10	
-	11	Drzyzga Fabian	-	-	5	5	
-	13	Kubiak Michal	-	-	-	-	
-	17	Zatorski Pawel	-	-	-	-	
-	18	Mozdzonek Marcin	-	-	-	-	
-	21	Buszek Rafal	-	-	-	-	
-	1	Nowakowski Piotr	-	3	14	17	
-	2	Winiarski Michal	-	5	6	11	
Others			-	-	-	-	
Total Team			5	15	72	92	1.25



Opponent errors & Team faults	27	1		28	
-------------------------------	----	---	--	----	--




Rk	No	Name	Digs	Faults	Receptions	Total Attempts	Note
1	2	Winiarski Michal	7	-	5	12	1.75
2	17	Zatorski Pawel	6	5	7	18	1.50
3	10	Wlazly Mariusz	5	3	4	12	1.25
4	20	Mika Mateusz	4	1	5	10	1.00
5	7	Klos Karol	3	1	3	7	0.75
5	11	Drzyzga Fabian	3	2	2	7	0.75
7	5	Zagumny Pawel	2	-	6	8	0.50
7	1	Nowakowski Piotr	2	1	1	4	0.50
-	3	Konarski Dawid	-	-	-	-	
-	13	Kubiak Michal	-	-	1	1	
-	18	Mozdzonek Marcin	-	-	-	-	
-	21	Buszek Rafal	-	-	-	-	
Others			-	-	-	-	
Total Team			32	13	34	79	8.00

Match: 103 **Date:** 21.09.2014 **Spectators:** 12'528
City: KATOWICE
Hall: SPODEK
Match duration: Start: 20:25 End: 22:37 Total: 2:12

Teams	Sets	1	2	3	4	5	Total
BRA	1	25	22	23	22		92
POL	3	18	25	25	25		93
Set duration		0:25	0:31	0:30	0:30		1:56




POL • Poland



Set

Avg. by set

Rk	No	Name	Running Sets	Faults	Still Sets	Total Attempts	Note
1	5	Zagumny Pawel	28	1	21	50	7.00
2	11	Drzyzga Fabian	16	-	21	37	4.00
3	20	Mika Mateusz	1	-	-	1	0.25
-	1	Nowakowski Piotr	-	-	-	-	
-	2	Winiarski Michal	-	-	-	-	
-	3	Konarski Dawid	-	-	-	-	
-	7	Klos Karol	-	-	-	-	
-	10	Wlazly Mariusz	-	-	-	-	
-	13	Kubiak Michal	-	-	-	-	
-	17	Zatorski Pawel	-	-	-	-	
-	18	Mozdzonek Marcin	-	-	-	-	
-	21	Buszek Rafal	-	-	-	-	
Others			-	-	-	-	
Total Team			45	1	42	88	11.25



Reception

Eff. %
Limit: 25.00%

Rk	No	Name	Excellents	Faults	Serve Receptions	Total Attempts	Note
1	20	Mika Mateusz	20	-	19	39	51.28
2	2	Winiarski Michal	13	1	10	24	50.00
-	17	Zatorski Pawel	3	-	8	11	
-	13	Kubiak Michal	1	-	1	2	
-	1	Nowakowski Piotr	-	-	-	-	
-	3	Konarski Dawid	-	-	-	-	
-	5	Zagumny Pawel	-	-	-	-	
-	7	Klos Karol	-	-	-	-	
-	10	Wlazly Mariusz	-	-	-	-	
-	11	Drzyzga Fabian	-	-	-	-	
-	18	Mozdzonek Marcin	-	-	-	-	
-	21	Buszek Rafal	-	-	-	-	
Others			-	-	-	-	
Total Team			37	1	38	76	47.37



FIVBTM

FÉDÉRATION INTERNATIONALE
DE VOLLEYBALL