

FIVBTM



VOLLEYBALL
MEN'S WORLD
CHAMPIONSHIP
POLAND 2014

Daily Bulletin No.1F

Match: 69 **Date:** 11.09.2014 **Spectators:** 11'800
City: LODZ
Hall: ATLAS ARENA
Match duration: Start: 20:25 End: 22:33 Total: 2:08

Teams	Sets	1	2	3	4	5	Total
POL	3	19	25	25	26		95
ITA	1	25	18	20	24		87
Set duration		0:25	0:26	0:29	0:32		1:52

Referees: RAMIREZ Yuri (DOM) & MACIAS Luis (MEX)

POL • Poland		1	2	3	4	5	Pts
1	Nowakowski Piotr	■	■				2
2	Winiarski Michal	■	■	■	■		10
3	Konarski Dawid				□	□	1
5	Zagumny Pawel	■					
7	Klos Karol	■	■	■	■		6
10	Wlazly Mariusz	■	■	■	■		25
11	Drzyzga Fabian	□	■	■	■		1
13	Kubiak Michal	□	■	■	■		12
17 L	Zatorski Pawel	L	L	L	L		
18	Mozdzonek Marcin			□	■	■	4
20	Mika Mateusz	■					2
21	Buszek Rafal						

Coach: ANTIGA Stephane (FRA)
Assistant: BLAIN Philippe (FRA)

ITA • Italy		1	2	3	4	5	Pts
2	Kovar Jiri	■	■	■	■		6
3	Parodi Simone						
4	Vettori Luca	■	■	■	■		18
7 L	Rossini Salvatore	L	L	L	L		
10	Lanza Filippo	■	■	■	■		10
11	Buti Simone	■	■	■	■		9
13	Travica Dragan	■	■	■	■		2
14	Piano Matteo		□		□		
15	Birarelli Emanuele	■	■	■	■		7
16	Baranowicz Michele		□				
18	Sabbi Giulio	□					
20 L	Colaci Massimo		L	L	L		

Coach: BERRUTO Mauro (ITA)
Assistant: BROGIONI Andrea (ITA)

TEAMS AND PLAYERS PERFORMANCES

Won Pts	Total Atts	No Name	Scoring Skills	Won Pts	Total Atts	No Name
49	97	Total Team		40	97	Total Team
22	41	10 Wlazly Mariusz	Spike	14	33	4 Vettori Luca
11	18	13 Kubiak Michal		10	22	10 Lanza Filippo
7	19	2 Winiarski Michal		6	10	15 Birarelli Emanuele
9	64	Total Team	Block	10	61	Total Team
4	9	18 Mozdzonek Marcin		4	14	11 Buti Simone
2	6	2 Winiarski Michal		2	6	13 Travica Dragan
1	1	3 Konarski Dawid		2	11	4 Vettori Luca
5	94	Total Team	Serve	2	88	Total Team
2	14	10 Wlazly Mariusz		2	14	4 Vettori Luca
1	22	7 Klos Karol				
1	13	11 Drzyzga Fabian				
32		Total Team	Opp. error	35		Total Team
95	255	Total Team	Total	87	246	Total Team
25	66	10 Wlazly Mariusz	Best Scorer	18	58	4 Vettori Luca

■ Starting line-up Pts = Points scored [nn] = Captain
□ Substitute Atts = Attempts L = Libero
Opp = Opponent

Match: 70 **Date:** 11.09.2014 **Spectators:** 2'650
City: BYDGOSZCZ
Hall: LUCZNICZKA
Match duration: Start: 16:40 End: 18:12 Total: 1:32

Teams	Sets	1	2	3	4	5	Total
ARG	0	15	23	16			54
IRI	3	25	25	25			75
Set duration		0:24	0:31	0:24			1:19

Referees: Taras ILKIW (CAN) & Abdullah ALENEZI (KUW)

ARG • Argentina		1	2	3	4	5	Pts
1	Darraidou Santiago						
2	Filardi Javier	■	■				4
4	L Garroçq Sebastian	L	L	L			
5	Uriarte Nicolás						
7	Conte Facundo	■	■	■			9
9	Quiroga Rodrigo						3
10	Gonzalez José Luis	■	■	■			11
11	Solé Sebastian	■	■	■			4
14	Crer Pablo						
15	De Cecco Luciano	■	■	■			1
16	Ramos Martin	■	■	■			8
20	Toro Alejandro				■		

Coach: VELASCO Julio (ARG)
Assistant: ALVAREZ Julian (ARG)

IRI • Iran		1	2	3	4	5	Pts
1	Mahmoudi Shahram						
2	Ebadipour Ghara H. Milad						
4	Marouflakrani Mir Saeid	■	■	■			1
5	Ghaemi Farhad	■	■	■			9
6	Mousavi Eraghi Seyed Mohammad	■	■	■			16
7	Fayazi Damnabi Pourya						
8	L Zarif Ahangaran V. Farhad	L	L	L			
9	Gholami Adel	■	■	■			7
10	Ghafour Amir	■	■	■			17
12	Mirzajanpour M. Mojtaba	■	■	■			14
13	Mahdavi Mehdi				□	□	2
15	Tashakori Armin				□	□	

Coach: KOVAC Slobodan (SRB)
Assistant: PRAKLJACIC Slobodan (SRB)

TEAMS AND PLAYERS PERFORMANCES

Won Pts	Total Atts	No Name	Scoring Skills	Won Pts	Total Atts	No Name
33	76	Total Team		51	84	Total Team
9	21	10 Gonzalez José Luis	Spike	14	22	12 Mirzajanpour M. Mojtaba
8	17	7 Conte Facundo		13	22	10 Ghafour Amir
5	9	16 Ramos Martin		9	12	6 Mousavi Eraghi Seyed
5	34	Total Team	Block	11	37	Total Team
3	16	16 Ramos Martin		7	9	6 Mousavi Eraghi Seyed
1	5	15 De Cecco Luciano		4	9	10 Ghafour Amir
1	2	7 Conte Facundo	Serve	4	74	Total Team
2	55	Total Team		4	16	5 Ghaemi Farhad
2	11	10 Gonzalez José Luis				
14		Total Team	Opp. error	9		Total Team
54	165	Total Team	Total	75	195	Total Team
11	36	10 Gonzalez José Luis	Best Scorer	17	39	10 Ghafour Amir

■ Starting line-up Pts = Points scored □nn = Captain
□ Substitute Atts = Attempts L = Libero
Opp = Opponent



Match: 71 **Date:** 11.09.2014 **Spectators:** 1'545
City: KATOWICE
Hall: SPODEK
Match duration: Start: 16:40 End: 18:07 Total: 1:27

Teams	Sets	1	2	3	4	5	Total
BRA	3	25	25	25			75
CHN	0	14	23	18			55
Set duration		0:21	0:28	0:25			1:14

Referees: DUDEK Piotr (POL) & SHAABAN Nasr (EGY)

BRA • Brazil		1	2	3	4	5	Pts
1	Rezende Bruno Mossa	■	■	■			3
3	Carbonera Eder				□		1
4	De Souza Wallace	■	■	■			9
5	Dos Santos Jr. Sidnei	■	■	■			8
6	Vissotto Neves Leandro	□	□	□			1
8	Endres Murilo	■	■	■			2
10	Lucarelli Santos De Souza Ricardo	■	■	■			19
11	L Silva Felipe Lourenço	L	L	L			
12	Fonteles Luiz Felipe Marques	□	□	□			3
16	Saatkamp Lucas	■	■	■			9
19	L Da Silva Pedreira Junior Mario	L	L	L			
20	Vieira De Oliveira Raphael	□	□	□			1

Coach: Bernardo Rezende (BRA)
Assistant: Roberley Leonaldo (BRA)

CHN • China		1	2	3	4	5	Pts
3	Yuan Zhi	■	■	■			6
6	Liang Chunlong	■					
7	Zhong Weijun	■	■	■			14
8	Cui Jianjun	□	■	■			2
9	Jiao Shuai						
11	Geng Xin		■	■			6
12	L Kong Fanwei	L	L				
13	Kou Zhichao			□	□		
14	Xu Jingtao	■	■	■			4
15	Li Runming	■	■	■			1
16	L Ren Qi	L	L	L			
18	Ji Daoshuai	■		□			2

Coach: XIE Guochen
Assistant: YANG Liqun

TEAMS AND PLAYERS PERFORMANCES

Won Pts	Total Atts	No Name	Scoring Skills	Won Pts	Total Atts	No Name
38	67	Total Team		28	67	Total Team
12	21	10 Lucarelli Santos De Souza	Spike	13	18	7 Zhong Weijun
8	13	16 Saatkamp Lucas		6	19	3 Yuan Zhi
7	12	4 De Souza Wallace		5	7	11 Geng Xin
7	43	Total Team		6	50	Total Team
3	7	10 Lucarelli Santos De Souza	Block	2	17	14 Xu Jingtao
2	14	5 Dos Santos Jr. Sidnei		1	7	8 Cui Jianjun
1	3	4 De Souza Wallace		1	6	15 Li Runming
11	73	Total Team		1	57	Total Team
4	17	10 Lucarelli Santos De Souza	Serve	1	7	11 Geng Xin
2	11	1 Rezende Bruno Mossa				
1	4	20 Vieira De Oliveira Raphael				
19		Total Team	Opp. error	20		Total Team
75	183	Total Team	Total	55	174	Total Team
19	45	10 Lucarelli Santos De Souza	Best Scorer	14	32	7 Zhong Weijun

■ Starting line-up Pts = Points scored [nn] = Captain
□ Substitute Atts = Attempts L = Libero
Opp = Opponent



Match: 72 **Date:** 11.09.2014 **Spectators:** 3'069
City: WROCLAW
Hall: HALA STULECIA
Match duration: Start: 16:40 End: 18:25 Total: 1:45

Teams	Sets	1	2	3	4	5	Total
FIN	0	25	25	19			69
CAN	3	27	27	25			79
Set duration		0:33	0:33	0:26			1:32

Referees: GRADINSKI Goran (SRB) & ALBRIGHT Paul (USA)

FIN • Finland		1	2	3	4	5	Pts
2	Tervaportti Eemi						
3	Esko Mikko	■	■	■			1
4	L Kerminen Lauri	L	L	L			
5	Siltala Antti	■	■				6
6	Seppänen Niklas						
10	Sivula Urpo	■	■	■			9
12	Kunnari Olli	■	■	■			12
13	Oivanen Mikko	□	□	■			4
14	Shumov Konstantin			■			
15	Oivanen Matti	■	■	■			11
16	Ojansivu Olli-Pekka	□	□	□			1
18	Lehtonen Jukka	■	□	■			3

Coach: SAMMELVUO Tuomas (FIN)
Assistant: GIOLITO Nicola (ITA)

CAN • Canada		1	2	3	4	5	Pts
1	Sanders Tyler	■	■	■			1
2	Perrin John Gordon	■	■	■			11
3	L Lewis Daniel	L	L	L			
5	Verhoeff Rudy	□	□				
6	Duff Justin	■	■	■			8
7	Soonias Dallas	□	□				2
8	Simac Adam	■	■	■			7
9	Schneider Dustin	□	□				
10	Van Lankvelt Toontje						
12	Schmitt Gavin	■	■	■			21
15	Winters Frederic				□		
18	Hoag Nicholas	■	■	■			9

Coach: Glenn Hoag
Assistant: Vincent Pichette

TEAMS AND PLAYERS PERFORMANCES

Won Pts	Total Atts	No Name	Scoring Skills	Won Pts	Total Atts	No Name
36	85	Total Team		49	92	Total Team
10	20	12 Kunnari Olli	Spike	21	33	12 Schmitt Gavin
9	18	10 Sivula Urpo		9	26	2 Perrin John Gordon
5	18	5 Siltala Antti		8	14	18 Hoag Nicholas
10	54	Total Team	Block	7	61	Total Team
6	19	15 Oivanen Matti		4	23	8 Simac Adam
1	2	13 Oivanen Mikko		1	4	7 Soonias Dallas
1	6	12 Kunnari Olli	1	10	2 Perrin John Gordon	
1	70	Total Team	Serve	3	78	Total Team
1	12	12 Kunnari Olli		2	9	6 Duff Justin
				1	13	2 Perrin John Gordon
22		Total Team	Opp. error	20		Total Team
69	209	Total Team		Total	79	231
12	38	12 Kunnari Olli	Best Scorer	21	48	12 Schmitt Gavin

■ Starting line-up Pts = Points scored [nn] = Captain
□ Substitute Atts = Attempts L = Libero
Opp = Opponent



Match: 73 **Date:** 11.09.2014 **Spectators:** 3'400
City: LODZ
Hall: ATLAS ARENA
Match duration: Start: 16:40 End: 18:52 Total: 2:12

Teams	Sets	1	2	3	4	5	Total
SRB	1	25	29	17	21		92
USA	3	23	31	25	25		104
Set duration		0:28	0:36	0:26	0:26		1:56

Referees: LODERUS Frans (NED) & ALI Jafaar (BRN)

SRB • Serbia		1	2	3	4	5	Pts
1	Kovacevic Nikola	■	■	■	■		15
2	Kovacevic Uros	□	□	□	■		2
4	Petric Nemanja		□	□			1
5	Petkovic Vlado			□			
7	Stankovic Dragan						
9	Jovovic Nikola	■	■	■	■		
10	Nikic Milos	■	■	■			7
14	Atanasijevic Aleksandar	■	■	■	■		20
15	Starovic Sasa				□		
18	Podrascanin Marko	■	■	■	■		6
19	L Rosic Nikola	L	L	L	L		
20	Lisinac Srecko	■	■	■	■		16

USA • USA		1	2	3	4	5	Pts
1	Anderson Matthew	■	■	■	■		20
3	Sander Taylor	■	■	■	■		19
4	Lee David	■	■				1
6	Lotman Paul	■	■	■	■		9
7	Shoji Kawika						
10	Ciarelli Antonio						
11	Christenson Micah	■	■	■	■		4
15	Clark Carson						
17	Holt Maxwell	■	■	■	■		7
19	L Reft Alfredo						
20	Smith David		□	■	■		14
22	L Shoji Erik	L	L	L	L		

Coach: KOLAKOVIC Igor (SRB)
Assistant: KOZIC Strahinja (SRB)

Coach: Speraw, John (USA)
Assistant: Fuerbringer, Matthew (USA)

TEAMS AND PLAYERS PERFORMANCES

Won Pts	Total Atts	No Name	Scoring Skills	Won Pts	Total Atts	No Name
56	100	Total Team		55	101	Total Team
19	37	14 Atanasijevic Aleksandar	Spike	19	35	1 Anderson Matthew
13	19	1 Kovacevic Nikola		15	22	3 Sander Taylor
9	12	20 Lisinac Srecko		8	18	6 Lotman Paul
9	74	Total Team	Block	9	74	Total Team
6	25	20 Lisinac Srecko		4	10	20 Smith David
2	9	1 Kovacevic Nikola		2	15	11 Christenson Micah
1	18	18 Podrascanin Marko	2	9	3 Sander Taylor	
2	93	Total Team	Serve	10	103	Total Team
1	19	20 Lisinac Srecko		3	11	20 Smith David
1	13	14 Atanasijevic Aleksandar		2	20	17 Holt Maxwell
				2	17	3 Sander Taylor
25		Total Team	Opp. error	30		Total Team
92	267	Total Team	Total	104	278	Total Team
20	58	14 Atanasijevic Aleksandar	Best Scorer	20	66	1 Anderson Matthew

■ Starting line-up Pts = Points scored [nn] = Captain
□ Substitute Atts = Attempts L = Libero
Opp = Opponent



Match: 74 **Date:** 11.09.2014 **Spectators:** 2'500
City: BYDGOSZCZ
Hall: LUCZNICZKA
Match duration: Start: 20:25 End: 22:23 Total: 1:58

Teams	Sets	1	2	3	4	5	Total
AUS	1	22	18	32	17		89
FRA	3	25	25	30	25		105
Set duration		0:25	0:22	0:34	0:21		1:42

Referees: Paulo TURCI (BRA) & Shin MURANAKA (JPN)

AUS • Australia		1	2	3	4	5	Pts
1	Zingel Aidan	■	■	■	■		8
3	Roberts Nathan					□	3
5	Passier Travis		□	■	■		4
6	Edgar Thomas		□	■	■		16
7	Peacock Harrison		□	■	■		2
9	White Adam	■	■	■	■		12
11 L	Perry Luke	L	L	L	L		
12	Mote Nehemiah	■	■				4
14	Sukochev Grigory	■	■	□	□		
15	Douglas-Powell Thomas Ewen	■	■	■	■		9
16	Smith Luke						
17	Carroll Paul	■	■	□	□		4

Coach: Uriarte, Jon Emili (ARG)
Assistant: Ilott, Daniel John (AUS)

FRA • France		1	2	3	4	5	Pts
2 L	Grebennikov Jenia		L	L	L	L	
4	Rouzier Antonin	■	■	■	■		24
6	Toniutti Benjamin	■	■	■	■		6
7	Tillie Kevin	■	■	■	■		16
9	Ngapeth Earvin	■	■	■	■		16
10	Le Roux Kevin	■	■	■	■		8
14	Le Goff Nicolas	■	■	■	■		11
15	Tuia Samuele						
16	Marechal Nicolas						
17	Lafitte Franck						
18	Jaumel Yoann					□	
21	Sidibe Mory						

Coach: Tillie Laurent
Assistant: Josserand Arnaud

TEAMS AND PLAYERS PERFORMANCES

Won Pts	Total Atts	No Name	Scoring Skills	Won Pts	Total Atts	No Name
48	111	Total Team		60	114	Total Team
14	24	6 Edgar Thomas	Spike	20	35	4 Rouzier Antonin
11	27	9 White Adam		14	34	7 Tillie Kevin
7	23	15 Douglas-Powell Thomas		12	24	9 Ngapeth Earvin
11	55	Total Team	Block	11	52	Total Team
4	9	5 Passier Travis		3	11	9 Ngapeth Earvin
3	14	1 Zingel Aidan		2	9	14 Le Goff Nicolas
2	6	15 Douglas-Powell Thomas	2	6	4 Rouzier Antonin	
3	90	Total Team	Serve	10	104	Total Team
2	13	6 Edgar Thomas		3	18	6 Toniutti Benjamin
1	11	7 Peacock Harrison		2	18	10 Le Roux Kevin
27		Total Team	Opp. error	2	16	4 Rouzier Antonin
89	256	Total Team		24		Total Team
			Total	105	270	Total Team
16	40	6 Edgar Thomas	Best Scorer	24	57	4 Rouzier Antonin

■ Starting line-up Pts = Points scored [nn] = Captain
□ Substitute Atts = Attempts L = Libero
Opp = Opponent



Match: 75 **Date:** 11.09.2014 **Spectators:** 1'950
City: KATOWICE
Hall: SPODEK
Match duration: Start: 20:25 End: 22:23 Total: 1:58

Teams	Sets	1	2	3	4	5	Total
GER	3	25	25	23	25		98
BUL	1	16	15	25	17		73
Set duration		0:25	0:22	0:29	0:26		1:42

Referees: MOKRY Juraj (SVK) & SANTI Simone (ITA)

GER • Germany		1	2	3	4	5	Pts
2	L Steuerwald Markus						
3	Schwarz Sebastian	■	■	□	■		10
5	Kühner Sebastian						
6	Kaliberda Denys	■	■	■	■		17
7	Westphal Dirk		□	■			4
8	Böhme Marcus	■	■	■	■		12
9	Grozer György	■	■	■	■		19
10	Schöps Jochen	□		□	□		1
11	Kampa Lukas	■	■	■	■		1
12	L Tille Ferdinand	L	L	L	L		
15	Broshog Tim					□	
16	Günthör Max	■	■	■	■		5

BUL • Bulgaria		1	2	3	4	5	Pts
3	Zhekov Andrey	■	■	■	■		2
4	Bozhilov Martin				□		
5	Gotsev Svetoslav	■	■	■	■		6
6	Milushev Danail	□	□	■	■		13
7	Gradinarov Miroslav		□	□	□		
8	Skrimov Todor	□	□	■	■		11
9	Dimitrov Dobromir						
13	L Salparov Teodor	L	L	L	L		
14	Todorov Teodor	■	■	■	■		10
15	Aleksiev Todor	■	■	□	□		6
17	Penchev Nikolay	■	■	■	■		7
19	Sokolov Tsvetan	■	■		□		6

Coach: Mr. Vital HEYNEN (BEL)
Assistant: Mr. Stefan HÜBNER (GER)

Coach: Plamen Konstantinov (BUL)
Assistant: Alessandro Piroli (ITA)

TEAMS AND PLAYERS PERFORMANCES

Won Pts	Total Atts	No Name	Scoring Skills	Won Pts	Total Atts	No Name
48	72	Total Team		55	87	Total Team
15	16	6 Kaliberda Denys	Spike	13	18	6 Milushev Danail
10	10	8 Böhme Marcus		10	19	8 Skrimov Todor
10	22	9 Grozer György		8	11	14 Todorov Teodor
9	68	Total Team		3	60	Total Team
2	7	3 Schwarz Sebastian	Block	2	21	14 Todorov Teodor
2	21	8 Böhme Marcus		1	16	5 Gotsev Svetoslav
1	4	7 Westphal Dirk				
12	97	Total Team		3	74	Total Team
8	23	9 Grozer György	Serve	1	11	17 Penchev Nikolay
1	11	3 Schwarz Sebastian		1	16	3 Zhekov Andrey
1	6	10 Schöps Jochen		1	10	8 Skrimov Todor
29		Total Team	Opp. error	12		Total Team
98	237	Total Team	Total	73	221	Total Team
19	51	9 Grozer György	Best Scorer	13	29	6 Milushev Danail

■ Starting line-up Pts = Points scored [nn] = Captain
□ Substitute Atts = Attempts L = Libero
Opp = Opponent



Match: 76 **Date:** 11.09.2014 **Spectators:** 3'577
City: WROCLAW
Hall: HALA STULECIA
Match duration: Start: 20:25 End: 22:28 Total: 2:03

Teams	Sets	1	2	3	4	5	Total
CUB	1	18	25	15	19		77
RUS	3	25	23	25	25		98
Set duration		0:23	0:32	0:25	0:27		1:47

Referees: VEREECKE Philippe (FRA) & LABASTA Milan (CZE)

CUB • Cuba		1	2	3	4	5	Pts
2	Romero Valdes Inovel	□		□			
3	Calvo Manzano Ricardo Norberto	□	□		□		1
4	Jimenez Scull Javier Ernesto	■	■	■	■		12
5	Macias Infante Leandro	■	■	■	■		
6	L Gutierrez Torna Keibel	L	L	L	L		
8	Cepeda Abreu Rolando	■	■	■			6
9	Osoria Rodriguez Livan				■		3
12	Alfonso Gavilan Abrahan		□	□	□		1
13	Fiel Rodriguez David	■	■	■	■		3
16	Mesa Sandoval Isbel	■	■	■	■		6
17	Chapman Pineiro Felix Emilio				□		
20	Uriarte Mestre Osmany Santiago	■	■	■	■		16

Coach: Rodolfo Sanchez (CUB)
Assistant: Victor Garcia Campos (CUB)

RUS • Russia		1	2	3	4	5	Pts
2	Makarov Sergey					□	
3	Apalikov Nikolay	■	■	■			2
5	Grankin Sergey	■	■	■	■		2
7	Pavlov Nikolay	■	■	■	■		16
8	Biriukov Denis						
9	Spiridonov Alexey	■	■				3
10	Savin Sergey		□	■	■		5
13	Muserskiy Dmitriy	■	■	■	■		16
14	Volvich Artem				□	■	6
15	Ilinykh Dmitriy	■	■	■	■		17
18	Moroz Pavel	□	□		□		1
20	L Ermakov Artem	L	L	L	L		

Coach: Voronkov Andrey (RUS)
Assistant: Busato Sergio (ITA)

TEAMS AND PLAYERS PERFORMANCES

Won Pts	Total Atts	No Name	Scoring Skills	Won Pts	Total Atts	No Name
38	103	Total Team		50	98	Total Team
14	36	20 Uriarte Mestre Osmany	Spike	14	29	15 Ilinykh Dmitriy
11	33	4 Jimenez Scull Javier		13	27	7 Pavlov Nikolay
4	11	8 Cepeda Abreu Rolando		10	15	13 Muserskiy Dmitriy
9	67	Total Team	Block	9	66	Total Team
3	22	16 Mesa Sandoval Isbel		4	19	13 Muserskiy Dmitriy
2	2	8 Cepeda Abreu Rolando		2	7	14 Volvich Artem
2	8	20 Uriarte Mestre Osmany	Serve	2	6	15 Ilinykh Dmitriy
1	78	Total Team		9	97	Total Team
1	4	12 Alfonso Gavilan Abrahan		3	17	7 Pavlov Nikolay
			Opp. error	2	12	14 Volvich Artem
29		Total Team		2	17	13 Muserskiy Dmitriy
77	248	Total Team		30		Total Team
			Total	98	261	Total Team
16	53	20 Uriarte Mestre Osmany	Best Scorer	17	52	15 Ilinykh Dmitriy

■ Starting line-up Pts = Points scored [nn] = Captain
□ Substitute Atts = Attempts L = Libero
Opp = Opponent



Match: 69 Date: 11.09.2014 Spectators: 11'800

City: LODZ


Hall: ATLAS ARENA

Match duration: Start: 20:25 End: 22:33 Total: 2:08

Teams	Sets	1	2	3	4	5	Total
POL	3	19	25	25	26		95
ITA	1	25	18	20	24		87
Set duration		0:25	0:26	0:29	0:32		1:52




POL • Poland



Spike

Succ. %
Limit: 15.00%

Rk	No	Name	Spikes	Faults	Shots	Total Attempts	Note
1	13	Kubiak Michal	11	3	4	18	61.11
2	10	Wlazly Mariusz	22	3	16	41	53.66
3	2	Winiarski Michal	7	7	5	19	36.84
-	7	Klos Karol	5	1	2	8	
-	1	Nowakowski Piotr	2	1	1	4	
-	20	Mika Mateusz	2	2	-	4	
-	18	Mozdzonek Marcin	-	-	2	2	
-	11	Drzyzga Fabian	-	-	1	1	
-	3	Konarski Dawid	-	-	-	-	
-	5	Zagumny Pawel	-	-	-	-	
-	17	Zatorski Pawel	-	-	-	-	
-	21	Buszek Rafal	-	-	-	-	
Others			-	-	-	-	
Total Team			49	17	31	97	50.52



Block

Avg. by set

Rk	No	Name	Kill Blocks	Faults	Rebounds	Total Attempts	Note
1	18	Mozdzonek Marcin	4	5	-	9	1.00
2	2	Winiarski Michal	2	2	2	6	0.50
3	3	Konarski Dawid	1	-	-	1	0.25
3	13	Kubiak Michal	1	4	4	9	0.25
3	10	Wlazly Mariusz	1	6	4	11	0.25
-	5	Zagumny Pawel	-	-	-	-	
-	17	Zatorski Pawel	-	-	-	-	
-	20	Mika Mateusz	-	-	-	-	
-	21	Buszek Rafal	-	-	-	-	
-	11	Drzyzga Fabian	-	3	3	6	
-	1	Nowakowski Piotr	-	7	3	10	
-	7	Klos Karol	-	9	3	12	
Others			-	-	-	-	
Total Team			9	36	19	64	2.25

Match: 69 Date: 11.09.2014 Spectators: 11'800

City: LODZ

Hall: ATLAS ARENA


Match duration: Start: 20:25 End: 22:33 Total: 2:08

Teams	Sets	1	2	3	4	5	Total
POL	3	19	25	25	26		95
ITA	1	25	18	20	24		87
Set duration		0:25	0:26	0:29	0:32		1:52




POL • Poland

Rk	No	Name	Aces	Faults	Serve Hits	Total Attempts	Note
1	10	Wlazly Mariusz	2	6	6	14	0.50
2	7	Klos Karol	1	3	18	22	0.25
2	11	Drzyzga Fabian	1	3	9	13	0.25
2	2	Winiarski Michal	1	4	9	14	0.25
-	3	Konarski Dawid	-	-	-	-	
-	5	Zagumny Pawel	-	-	2	2	
-	17	Zatorski Pawel	-	-	-	-	
-	18	Mozdzonek Marcin	-	-	8	8	
-	21	Buszek Rafal	-	-	-	-	
-	1	Nowakowski Piotr	-	1	6	7	
-	13	Kubiak Michal	-	2	10	12	
-	20	Mika Mateusz	-	1	1	2	
Others			-	-	-	-	
Total Team			5	20	69	94	1.25



Team	Opponent errors & Team faults	Aces	Faults	Total Attempts
		32	3	35

Rk	No	Name	Digs	Faults	Receptions	Total Attempts	Note
1	17	Zatorski Pawel	17	2	-	19	4.25
2	13	Kubiak Michal	10	1	2	13	2.50
3	2	Winiarski Michal	9	1	-	10	2.25
4	10	Wlazly Mariusz	6	-	2	8	1.50
5	11	Drzyzga Fabian	4	1	1	6	1.00
6	7	Klos Karol	3	-	-	3	0.75
6	18	Mozdzonek Marcin	3	-	-	3	0.75
8	5	Zagumny Pawel	1	-	-	1	0.25
8	1	Nowakowski Piotr	1	1	1	3	0.25
-	3	Konarski Dawid	-	-	1	1	
-	21	Buszek Rafal	-	-	-	-	
-	20	Mika Mateusz	-	1	1	2	
Others			-	-	-	-	
Total Team			54	7	8	69	13.50



Match: 69 Date: 11.09.2014 Spectators: 11'800

City: LODZ


Hall: ATLAS ARENA

Match duration: Start: 20:25 End: 22:33 Total: 2:08

Teams	Sets	1	2	3	4	5	Total
POL	3	19	25	25	26		95
ITA	1	25	18	20	24		87
Set duration		0:25	0:26	0:29	0:32		1:52




POL • Poland



Set

Avg. by set

Rk	No	Name	Running Sets	Faults	Still Sets	Total Attempts	Note
1	11	Drzyzga Fabian	29	2	36	67	7.25
2	5	Zagumny Pawel	8	-	9	17	2.00
-	1	Nowakowski Piotr	-	-	-	-	
-	2	Winiarski Michal	-	-	-	-	
-	3	Konarski Dawid	-	-	-	-	
-	7	Klos Karol	-	-	-	-	
-	10	Wlazly Mariusz	-	-	-	-	
-	13	Kubiak Michal	-	-	-	-	
-	17	Zatorski Pawel	-	-	-	-	
-	18	Mozdzonek Marcin	-	-	-	-	
-	20	Mika Mateusz	-	-	-	-	
-	21	Buszek Rafal	-	-	-	-	
Others			-	-	-	-	
Total Team			37	2	45	84	9.25



Reception

Eff. %
Limit: 25.00%

Rk	No	Name	Excellents	Faults	Serve Receptions	Total Attempts	Note
1	13	Kubiak Michal	11	1	18	30	33.33
-	17	Zatorski Pawel	8	1	8	17	
-	2	Winiarski Michal	6	-	9	15	
-	20	Mika Mateusz	1	-	4	5	
-	7	Klos Karol	-	-	1	1	
-	18	Mozdzonek Marcin	1	-	-	1	
-	1	Nowakowski Piotr	-	-	-	-	
-	3	Konarski Dawid	-	-	-	-	
-	5	Zagumny Pawel	-	-	-	-	
-	10	Wlazly Mariusz	-	-	-	-	
-	11	Drzyzga Fabian	-	-	-	-	
-	21	Buszek Rafal	-	-	-	-	
Others			-	-	-	-	
Total Team			27	2	40	69	36.23

Match: 69 Date: 11.09.2014 Spectators: 11'800

City: LODZ


Hall: ATLAS ARENA

Match duration: Start: 20:25 End: 22:33 Total: 2:08

Teams	Sets	1	2	3	4	5	Total
POL	3	19	25	25	26		95
ITA	1	25	18	20	24		87
Set duration		0:25	0:26	0:29	0:32		1:52




ITA • Italy



Spike

Succ. %
Limit: 15.00%

Rk	No	Name	Spikes	Faults	Shots	Total Attempts	Note
1	10	Lanza Filippo	10	4	8	22	45.45
2	4	Vettori Luca	14	5	14	33	42.42
3	2	Kovar Jiri	5	2	10	17	29.41
-	11	Buti Simone	5	3	5	13	
-	15	Birarelli Emanuele	6	1	3	10	
-	13	Travica Dragan	-	-	1	1	
-	14	Piano Matteo	-	-	1	1	
-	3	Parodi Simone	-	-	-	-	
-	7	Rossini Salvatore	-	-	-	-	
-	16	Baranowicz Michele	-	-	-	-	
-	18	Sabbi Giulio	-	-	-	-	
-	20	Colaci Massimo	-	-	-	-	
Others			-	-	-	-	
Total Team			40	15	42	97	41.24



Block

Avg. by set


Rk	No	Name	Kill Blocks	Faults	Rebounds	Total Attempts	Note
1	11	Buti Simone	4	7	3	14	1.00
2	13	Travica Dragan	2	4	-	6	0.50
2	4	Vettori Luca	2	8	1	11	0.50
4	15	Birarelli Emanuele	1	5	2	8	0.25
4	2	Kovar Jiri	1	9	2	12	0.25
-	3	Parodi Simone	-	-	-	-	
-	7	Rossini Salvatore	-	-	-	-	
-	16	Baranowicz Michele	-	-	-	-	
-	18	Sabbi Giulio	-	-	-	-	
-	20	Colaci Massimo	-	-	-	-	
-	10	Lanza Filippo	-	5	4	9	
-	14	Piano Matteo	-	1	-	1	
Others			-	-	-	-	
Total Team			10	39	12	61	2.50

Match: 69 Date: 11.09.2014 Spectators: 11'800
 City: LODZ
 Hall: ATLAS ARENA
 Match duration: Start: 20:25 End: 22:33 Total: 2:08

Teams	Sets	1	2	3	4	5	Total
POL	3	19	25	25	26		95
ITA	1	25	18	20	24		87
Set duration		0:25	0:26	0:29	0:32		1:52



ITA • Italy




Serve

Avg. by set

Rk	No	Name	Aces	Faults	Serve Hits	Total Attempts	Note
1	4	Vettori Luca	2	4	8	14	0.50
-	3	Parodi Simone	-	-	-	-	
-	7	Rossini Salvatore	-	-	-	-	
-	13	Travica Dragan	-	-	15	15	
-	14	Piano Matteo	-	-	1	1	
-	16	Baranowicz Michele	-	-	-	-	
-	18	Sabbi Giulio	-	-	-	-	
-	20	Colaci Massimo	-	-	-	-	
-	11	Buti Simone	-	1	14	15	
-	15	Birarelli Emanuele	-	2	16	18	
-	2	Kovar Jiri	-	7	9	16	
-	10	Lanza Filippo	-	5	4	9	
Others			-	-	-	-	
Total Team			2	19	67	88	0.50

Team

Opponent errors & Team faults	35	3	38
-------------------------------	----	---	----



Dig

Avg. by set

Rk	No	Name	Digs	Faults	Receptions	Total Attempts	Note
1	13	Travica Dragan	11	2	1	14	2.75
2	10	Lanza Filippo	10	2	1	13	2.50
3	7	Rossini Salvatore	7	-	1	8	1.75
3	11	Buti Simone	7	-	-	7	1.75
5	20	Colaci Massimo	6	1	-	7	1.50
5	2	Kovar Jiri	6	3	2	11	1.50
5	4	Vettori Luca	6	4	1	11	1.50
8	14	Piano Matteo	1	1	-	2	0.25
8	15	Birarelli Emanuele	1	1	-	2	0.25
-	3	Parodi Simone	-	-	-	-	
-	16	Baranowicz Michele	-	-	-	-	
-	18	Sabbi Giulio	-	-	-	-	
Others			-	-	-	-	
Total Team			55	14	6	75	13.75

Match: 69 Date: 11.09.2014 Spectators: 11'800

City: LODZ


Hall: ATLAS ARENA

Match duration: Start: 20:25 End: 22:33 Total: 2:08

Teams	Sets	1	2	3	4	5	Total
POL	3	19	25	25	26		95
ITA	1	25	18	20	24		87
Set duration		0:25	0:26	0:29	0:32		1:52




ITA • Italy



Set

Avg. by set

Rk	No	Name	Running Sets	Faults	Still Sets	Total Attempts	Note
1	13	Travica Dragan	30	1	49	80	7.50
2	16	Baranowicz Michele	1	-	1	2	0.25
-	2	Kovar Jiri	-	-	-	-	
-	3	Parodi Simone	-	-	-	-	
-	4	Vettori Luca	-	-	-	-	
-	7	Rossini Salvatore	-	-	-	-	
-	10	Lanza Filippo	-	-	-	-	
-	11	Buti Simone	-	-	-	-	
-	14	Piano Matteo	-	-	-	-	
-	15	Birarelli Emanuele	-	-	-	-	
-	18	Sabbi Giulio	-	-	-	-	
-	20	Colaci Massimo	-	-	-	-	
Others			-	-	-	-	
Total Team			31	1	50	82	7.75



Reception

Eff. %
Limit: 25.00%


Rk	No	Name	Excellents	Faults	Serve Receptions	Total Attempts	Note
1	2	Kovar Jiri	10	1	18	29	31.03
2	10	Lanza Filippo	6	1	17	24	20.83
-	7	Rossini Salvatore	7	1	10	18	
-	11	Buti Simone	1	1	1	3	
-	3	Parodi Simone	-	-	-	-	
-	4	Vettori Luca	-	-	-	-	
-	13	Travica Dragan	-	-	-	-	
-	14	Piano Matteo	-	-	-	-	
-	15	Birarelli Emanuele	-	-	-	-	
-	16	Baranowicz Michele	-	-	-	-	
-	18	Sabbi Giulio	-	-	-	-	
-	20	Colaci Massimo	-	-	-	-	
Others			-	-	-	-	
Total Team			24	4	46	74	27.03

Match: 70 Date: 11.09.2014 Spectators: 2'650
 City: BYDGOSZCZ
 Hall: LUCZNICZKA
 Match duration: Start: 16:40 End: 18:12 Total: 1:32

Teams	Sets	1	2	3	4	5	Total
ARG	0	15	23	16			54
IRI	3	25	25	25			75
Set duration		0:24	0:31	0:24			1:19




ARG • Argentina



Spike

Succ. %
Limit: 15.00%

Rk	No	Name	Spikes	Faults	Shots	Total Attempts	Note
1	7	Conte Facundo	8	5	4	17	47.06
2	10	Gonzalez José Luis	9	3	9	21	42.86
-	2	Filardi Javier	4	2	4	10	
-	16	Ramos Martin	5	-	4	9	
-	9	Quiroga Rodrigo	3	3	3	9	
-	11	Solé Sebastian	4	1	2	7	
-	15	De Cecco Luciano	-	-	2	2	
-	5	Uriarte Nicolás	-	-	1	1	
-	1	Darraidou Santiago	-	-	-	-	
-	4	Garrocq Sebastian	-	-	-	-	
-	14	Crer Pablo	-	-	-	-	
-	20	Toro Alejandro	-	-	-	-	
Others			-	-	-	-	
Total Team			33	14	29	76	43.42



Block

Avg. by set


Rk	No	Name	Kill Blocks	Faults	Rebounds	Total Attempts	Note
1	16	Ramos Martin	3	8	5	16	1.00
2	15	De Cecco Luciano	1	2	2	5	0.33
2	7	Conte Facundo	1	1	-	2	0.33
-	1	Darraidou Santiago	-	-	-	-	
-	2	Filardi Javier	-	-	1	1	
-	4	Garrocq Sebastian	-	-	-	-	
-	5	Uriarte Nicolás	-	-	-	-	
-	14	Crer Pablo	-	-	-	-	
-	20	Toro Alejandro	-	-	-	-	
-	9	Quiroga Rodrigo	-	1	1	2	
-	10	Gonzalez José Luis	-	2	2	4	
-	11	Solé Sebastian	-	3	1	4	
Others			-	-	-	-	
Total Team			5	17	12	34	1.67

Match: 70 Date: 11.09.2014 Spectators: 2'650
 City: BYDGOSZCZ
 Hall: LUCZNICZKA
 Match duration: Start: 16:40 End: 18:12 Total: 1:32

Teams	Sets	1	2	3	4	5	Total
ARG	0	15	23	16			54
IRI	3	25	25	25			75
Set duration		0:24	0:31	0:24			1:19



ARG • Argentina




Serve

Avg. by set

Rk	No	Name	Aces	Faults	Serve Hits	Total Attempts	Note
1	10	Gonzalez José Luis	2	2	7	11	0.67
-	1	Darraidou Santiago	-	-	-	-	
-	2	Filardi Javier	-	-	4	4	
-	4	Garrocq Sebastian	-	-	-	-	
-	5	Uriarte Nicolás	-	-	3	3	
-	9	Quiroga Rodrigo	-	-	5	5	
-	11	Solé Sebastian	-	-	9	9	
-	14	Crer Pablo	-	-	-	-	
-	15	De Cecco Luciano	-	-	9	9	
-	20	Toro Alejandro	-	-	-	-	
-	7	Conte Facundo	-	1	6	7	
-	16	Ramos Martin	-	2	5	7	
Others			-	-	-	-	
Total Team			2	5	48	55	0.67

Team

Opponent errors & Team faults	14	-	14
-------------------------------	----	---	----



Dig

Avg. by set


Rk	No	Name	Digs	Faults	Receptions	Total Attempts	Note
1	2	Filardi Javier	5	-	3	8	1.67
2	7	Conte Facundo	4	-	6	10	1.33
3	10	Gonzalez José Luis	3	1	1	5	1.00
3	4	Garrocq Sebastian	3	2	3	8	1.00
5	16	Ramos Martin	2	-	3	5	0.67
5	11	Solé Sebastian	2	1	-	3	0.67
7	9	Quiroga Rodrigo	1	-	3	4	0.33
-	1	Darraidou Santiago	-	-	-	-	
-	5	Uriarte Nicolás	-	-	-	-	
-	14	Crer Pablo	-	-	-	-	
-	20	Toro Alejandro	-	-	1	1	
-	15	De Cecco Luciano	-	2	4	6	
Others			-	27	-	27	
Total Team			20	33	24	77	6.67

Match: 70 Date: 11.09.2014 Spectators: 2'650
 City: BYDGOSZCZ
 Hall: LUCZNICZKA
 Match duration: Start: 16:40 End: 18:12 Total: 1:32

Teams	Sets	1	2	3	4	5	Total
ARG	0	15	23	16			54
IRI	3	25	25	25			75
Set duration		0:24	0:31	0:24			1:19




ARG • Argentina



Set

Avg. by set

Rk	No	Name	Running Sets	Faults	Still Sets	Total Attempts	Note
1	15	De Cecco Luciano	29	-	28	57	9.67
-	1	Darraidou Santiago	-	-	-	-	
-	2	Filardi Javier	-	-	-	-	
-	4	Garrocq Sebastian	-	-	-	-	
-	5	Uriarte Nicolás	-	-	5	5	
-	7	Conte Facundo	-	-	2	2	
-	9	Quiroga Rodrigo	-	-	-	-	
-	10	Gonzalez José Luis	-	-	2	2	
-	11	Solé Sebastian	-	-	1	1	
-	14	Crer Pablo	-	-	-	-	
-	16	Ramos Martin	-	-	-	-	
-	20	Toro Alejandro	-	-	-	-	
Others			-	-	-	-	
Total Team			29	-	38	67	9.67



Reception

Eff. %
Limit: 25.00%


Rk	No	Name	Excellents	Faults	Serve Receptions	Total Attempts	Note
1	2	Filardi Javier	9	2	9	20	35.00
-	4	Garrocq Sebastian	11	-	3	14	
-	9	Quiroga Rodrigo	7	1	5	13	
-	7	Conte Facundo	3	2	7	12	
-	16	Ramos Martin	-	-	1	1	
-	1	Darraidou Santiago	-	-	-	-	
-	5	Uriarte Nicolás	-	-	-	-	
-	10	Gonzalez José Luis	-	-	-	-	
-	11	Solé Sebastian	-	-	-	-	
-	14	Crer Pablo	-	-	-	-	
-	15	De Cecco Luciano	-	-	-	-	
-	20	Toro Alejandro	-	1	3	4	
Others			-	-	-	-	
Total Team			30	6	28	64	37.50

Match: 70 Date: 11.09.2014 Spectators: 2'650
 City: BYDGOSZCZ
 Hall: LUCZNICZKA
 Match duration: Start: 16:40 End: 18:12 Total: 1:32

Teams	Sets	1	2	3	4	5	Total
ARG	0	15	23	16			54
IRI	3	25	25	25			75
Set duration		0:24	0:31	0:24			1:19




IRI • Iran



Spike

Succ. %
Limit: 15.00%

Rk	No	Name	Spikes	Faults	Shots	Total Attempts	Note
1	12	Mirzajanpour M. Mojtaba	14	1	7	22	63.64
2	10	Ghafour Amir	13	2	7	22	59.09
3	5	Ghaemi Farhad	5	4	5	14	35.71
-	6	Mousavi Eraghi Seyed Mohammad	9	-	3	12	
-	9	Gholami Adel	7	-	2	9	
-	4	Marouflakrani Mir Saeid	1	-	2	3	
-	13	Mahdavi Mehdi	2	-	-	2	
-	1	Mahmoudi Shahram	-	-	-	-	
-	2	Ebadipour Ghara H. Milad	-	-	-	-	
-	7	Fayazi Damnabi Pourya	-	-	-	-	
-	8	Zarif Ahangaran V. Farhad	-	-	-	-	
-	15	Tashakori Armin	-	-	-	-	
Others			-	-	-	-	
Total Team			51	7	26	84	60.71



Block

Avg. by set

Rk	No	Name	Kill Blocks	Faults	Rebounds	Total Attempts	Note
1	6	Mousavi Eraghi Seyed Mohammad	7	2	-	9	2.33
2	10	Ghafour Amir	4	1	4	9	1.33
-	1	Mahmoudi Shahram	-	-	-	-	
-	2	Ebadipour Ghara H. Milad	-	-	-	-	
-	7	Fayazi Damnabi Pourya	-	-	-	-	
-	8	Zarif Ahangaran V. Farhad	-	-	-	-	
-	13	Mahdavi Mehdi	-	-	-	-	
-	15	Tashakori Armin	-	-	-	-	
-	5	Ghaemi Farhad	-	2	2	4	
-	9	Gholami Adel	-	5	4	9	
-	12	Mirzajanpour M. Mojtaba	-	3	2	5	
-	4	Marouflakrani Mir Saeid	-	1	-	1	
Others			-	-	-	-	
Total Team			11	14	12	37	3.67


Match: 70 Date: 11.09.2014 Spectators: 2'650
 City: BYDGOSZCZ
 Hall: LUCZNICZKA
 Match duration: Start: 16:40 End: 18:12 Total: 1:32

Teams	Sets	1	2	3	4	5	Total
ARG	0	15	23	16			54
IRI	3	25	25	25			75
Set duration		0:24	0:31	0:24			1:19



IRI • Iran

Rk	No	Name	Aces	Faults	Serve Hits	Total Attempts	Note
1	5	Ghaemi Farhad	4	3	9	16	1.33
-	1	Mahmoudi Shahram	-	-	-	-	
-	2	Ebadipour Ghara H. Milad	-	-	-	-	
-	4	Marouflakrani Mir Saeid	-	-	13	13	
-	7	Fayazi Damnabi Pourya	-	-	-	-	
-	8	Zarif Ahangaran V. Farhad	-	-	-	-	
-	13	Mahdavi Mehdi	-	-	1	1	
-	9	Gholami Adel	-	1	19	20	
-	10	Ghafour Amir	-	1	7	8	
-	6	Mousavi Eraghi Seyed Mohammad	-	1	4	5	
-	12	Mirzajanpour M. Mojtaba	-	2	5	7	
-	15	Tashakori Armin	-	2	2	4	
Others			-	-	-	-	
Total Team			4	10	60	74	1.33




Serve

Avg. by set

Team	Opponent errors & Team faults	Aces	Faults	Total Attempts
		9	-	9

Rk	No	Name	Digs	Faults	Receptions	Total Attempts	Note
1	5	Ghaemi Farhad	9	-	-	9	3.00
2	8	Zarif Ahangaran V. Farhad	7	1	1	9	2.33
3	4	Marouflakrani Mir Saeid	6	1	1	8	2.00
4	10	Ghafour Amir	5	-	2	7	1.67
5	9	Gholami Adel	3	-	1	4	1.00
6	12	Mirzajanpour M. Mojtaba	1	-	-	1	0.33
6	15	Tashakori Armin	1	-	-	1	0.33
-	1	Mahmoudi Shahram	-	-	-	-	
-	2	Ebadipour Ghara H. Milad	-	-	-	-	
-	6	Mousavi Eraghi Seyed Mohammad	-	-	1	1	
-	7	Fayazi Damnabi Pourya	-	-	-	-	
-	13	Mahdavi Mehdi	-	-	-	-	
Others			-	17	-	17	
Total Team			32	19	6	57	10.67



Dig

Avg. by set




Match: 70 Date: 11.09.2014 Spectators: 2'650
 City: BYDGOSZCZ
 Hall: LUCZNICZKA
 Match duration: Start: 16:40 End: 18:12 Total: 1:32

Teams	Sets	1	2	3	4	5	Total
ARG	0	15	23	16			54
IRI	3	25	25	25			75
Set duration		0:24	0:31	0:24			1:19




IRI • Iran



Set

Avg. by set

Rk	No	Name	Running Sets	Faults	Still Sets	Total Attempts	Note
1	4	Marouflakrani Mir Saeid	35	1	28	64	11.67
-	1	Mahmoudi Shahram	-	-	-	-	
-	2	Ebadipour Ghara H. Milad	-	-	-	-	
-	5	Ghaemi Farhad	-	-	1	1	
-	6	Mousavi Eraghi Seyed Mohammad	-	-	1	1	
-	7	Fayazi Damnabi Pourya	-	-	-	-	
-	8	Zarif Ahangaran V. Farhad	-	-	4	4	
-	9	Gholami Adel	-	-	-	-	
-	10	Ghafour Amir	-	-	1	1	
-	12	Mirzajanpour M. Mojtaba	-	-	1	1	
-	13	Mahdavi Mehdi	-	-	3	3	
-	15	Tashakori Armin	-	-	-	-	
Others			-	-	-	-	
Total Team			35	1	39	75	11.67



Reception

Eff. %
Limit: 25.00%

Rk	No	Name	Excellents	Faults	Serve Receptions	Total Attempts	Note
1	8	Zarif Ahangaran V. Farhad	13	-	1	14	92.86
2	5	Ghaemi Farhad	10	2	13	25	32.00
-	12	Mirzajanpour M. Mojtaba	2	-	7	9	
-	4	Marouflakrani Mir Saeid	-	-	1	1	
-	1	Mahmoudi Shahram	-	-	-	-	
-	2	Ebadipour Ghara H. Milad	-	-	-	-	
-	6	Mousavi Eraghi Seyed Mohammad	-	-	-	-	
-	7	Fayazi Damnabi Pourya	-	-	-	-	
-	9	Gholami Adel	-	-	-	-	
-	13	Mahdavi Mehdi	-	-	-	-	
-	15	Tashakori Armin	-	-	-	-	
-	10	Ghafour Amir	-	1	-	1	
Others			-	-	-	-	
Total Team			25	3	22	50	44.00

Match: 71 Date: 11.09.2014 Spectators: 1'545

City: KATOWICE


Hall: SPODEK

Match duration: Start: 16:40 End: 18:07 Total: 1:27

Teams	Sets	1	2	3	4	5	Total
BRA	3	25	25	25			75
CHN	0	14	23	18			55
Set duration		0:21	0:28	0:25			1:14




BRA • Brazil



Spike

Succ. %
Limit: 15.00%

Rk	No	Name	Spikes	Faults	Shots	Total Attempts	Note
1	16	Saatkamp Lucas	8	3	2	13	61.54
2	4	De Souza Wallace	7	2	3	12	58.33
3	10	Lucarelli Santos De Souza Ricardo	12	3	6	21	57.14
-	5	Dos Santos Jr. Sidnei	5	-	-	5	
-	8	Endres Murilo	1	-	4	5	
-	12	Fonteles Luiz Felipe Marques	2	1	1	4	
-	3	Carbonera Eder	1	1	1	3	
-	1	Rezende Bruno Mossa	1	-	1	2	
-	6	Vissotto Neves Leandro	1	-	1	2	
-	11	Silva Felipe Lourenço	-	-	-	-	
-	19	Da Silva Pedreira Junior Mario	-	-	-	-	
-	20	Vieira De Oliveira Raphael	-	-	-	-	
Others			-	-	-	-	
Total Team			38	10	19	67	56.72



Block

Avg. by set

Rk	No	Name	Kill Blocks	Faults	Rebounds	Total Attempts	Note
1	10	Lucarelli Santos De Souza Ricardo	3	3	1	7	1.00
2	5	Dos Santos Jr. Sidnei	2	8	4	14	0.67
3	4	De Souza Wallace	1	1	1	3	0.33
3	8	Endres Murilo	1	2	1	4	0.33
-	6	Vissotto Neves Leandro	-	-	-	-	
-	11	Silva Felipe Lourenço	-	-	-	-	
-	19	Da Silva Pedreira Junior Mario	-	-	-	-	
-	20	Vieira De Oliveira Raphael	-	-	1	1	
-	1	Rezende Bruno Mossa	-	1	2	3	
-	16	Saatkamp Lucas	-	6	2	8	
-	3	Carbonera Eder	-	2	-	2	
-	12	Fonteles Luiz Felipe Marques	-	1	-	1	
Others			-	-	-	-	
Total Team			7	24	12	43	2.33

Match: 71 Date: 11.09.2014 Spectators: 1'545
 City: KATOWICE
 Hall: SPODEK
 Match duration: Start: 16:40 End: 18:07 Total: 1:27

Teams	Sets	1	2	3	4	5	Total
BRA	3	25	25	25			75
CHN	0	14	23	18			55
Set duration		0:21	0:28	0:25			1:14



BRA • Brazil

Rk	No	Name	Aces	Faults	Serve Hits	Total Attempts	Note
1	10	Lucarelli Santos De Souza Ricardo	4	4	9	17	1.33
2	1	Rezende Bruno Mossa	2	2	7	11	0.67
3	20	Vieira De Oliveira Raphael	1	-	3	4	0.33
3	4	De Souza Wallace	1	1	6	8	0.33
3	5	Dos Santos Jr. Sidnei	1	1	5	7	0.33
3	16	Saatkamp Lucas	1	3	6	10	0.33
3	12	Fonteles Luiz Felipe Marques	1	2	1	4	0.33
-	6	Vissotto Neves Leandro	-	-	1	1	
-	8	Endres Murilo	-	-	9	9	
-	11	Silva Felipe Lourenço	-	-	-	-	
-	19	Da Silva Pedreira Junior Mario	-	-	-	-	
-	3	Carbonera Eder	-	1	1	2	
Others			-	-	-	-	
Total Team			11	14	48	73	3.67

Team	Opponent errors & Team faults	Aces	Faults	Total Attempts
		19	-	19


Rk	No	Name	Digs	Faults	Receptions	Total Attempts	Note
1	1	Rezende Bruno Mossa	10	2	-	12	3.33
2	10	Lucarelli Santos De Souza Ricardo	8	1	-	9	2.67
2	11	Silva Felipe Lourenço	8	2	2	12	2.67
4	8	Endres Murilo	6	-	-	6	2.00
5	4	De Souza Wallace	2	-	1	3	0.67
6	3	Carbonera Eder	1	-	-	1	0.33
6	12	Fonteles Luiz Felipe Marques	1	-	-	1	0.33
6	19	Da Silva Pedreira Junior Mario	1	-	-	1	0.33
6	20	Vieira De Oliveira Raphael	1	-	-	1	0.33
-	5	Dos Santos Jr. Sidnei	-	-	-	-	
-	16	Saatkamp Lucas	-	-	1	1	
-	6	Vissotto Neves Leandro	-	1	-	1	
Others			-	-	-	-	
Total Team			38	6	4	48	12.67

Match: 71 Date: 11.09.2014 Spectators: 1'545
 City: KATOWICE
 Hall: SPODEK
 Match duration: Start: 16:40 End: 18:07 Total: 1:27

Teams	Sets	1	2	3	4	5	Total
BRA	3	25	25	25			75
CHN	0	14	23	18			55
Set duration		0:21	0:28	0:25			1:14




BRA • Brazil



Set

Avg. by set

Rk	No	Name	Running Sets	Faults	Still Sets	Total Attempts	Note
1	1	Rezende Bruno Mossa	29	-	18	47	9.67
2	20	Vieira De Oliveira Raphael	2	-	6	8	0.67
-	3	Carbonera Eder	-	-	-	-	
-	4	De Souza Wallace	-	-	-	-	
-	5	Dos Santos Jr. Sidnei	-	-	-	-	
-	6	Vissotto Neves Leandro	-	-	-	-	
-	8	Endres Murilo	-	-	-	-	
-	10	Lucarelli Santos De Souza Ricardo	-	-	-	-	
-	11	Silva Felipe Lourenço	-	-	-	-	
-	12	Fonteles Luiz Felipe Marques	-	-	-	-	
-	16	Saatkamp Lucas	-	-	-	-	
-	19	Da Silva Pedreira Junior Mario	-	-	-	-	
Others			-	-	-	-	
Total Team			31	-	24	55	10.33



Reception

Eff. %
Limit: 25.00%

Rk	No	Name	Excellents	Faults	Serve Receptions	Total Attempts	Note
1	19	Da Silva Pedreira Junior Mario	13	-	5	18	72.22
2	8	Endres Murilo	8	-	4	12	66.67
-	10	Lucarelli Santos De Souza Ricardo	2	-	4	6	
-	12	Fonteles Luiz Felipe Marques	1	1	3	5	
-	5	Dos Santos Jr. Sidnei	2	-	-	2	
-	20	Vieira De Oliveira Raphael	-	-	1	1	
-	1	Rezende Bruno Mossa	-	-	-	-	
-	3	Carbonera Eder	-	-	-	-	
-	4	De Souza Wallace	-	-	-	-	
-	6	Vissotto Neves Leandro	-	-	-	-	
-	11	Silva Felipe Lourenço	-	-	-	-	
-	16	Saatkamp Lucas	-	-	-	-	
Others			-	-	-	-	
Total Team			26	1	17	44	56.82


Match: 71 Date: 11.09.2014 Spectators: 1'545

City: KATOWICE


Hall: SPODEK

Match duration: Start: 16:40 End: 18:07 Total: 1:27

Teams	Sets	1	2	3	4	5	Total
BRA	3	25	25	25			75
CHN	0	14	23	18			55
Set duration		0:21	0:28	0:25			1:14




CHN • China



Spike

Succ. %
Limit: 15.00%

Rk	No	Name	Spikes	Faults	Shots	Total Attempts	Note
1	7	Zhong Weijun	13	1	4	18	72.22
2	3	Yuan Zhi	6	5	8	19	31.58
-	8	Cui Jianjun	1	4	4	9	
-	11	Geng Xin	5	-	2	7	
-	14	Xu Jingtao	2	-	3	5	
-	18	Ji Daoshuai	1	1	3	5	
-	13	Kou Zhichao	-	-	2	2	
-	15	Li Runming	-	-	2	2	
-	6	Liang Chunlong	-	-	-	-	
-	9	Jiao Shuai	-	-	-	-	
-	12	Kong Fanwei	-	-	-	-	
-	16	Ren Qi	-	-	-	-	
Others			-	-	-	-	
Total Team			28	11	28	67	41.79




Block

Avg. by set


Rk	No	Name	Kill Blocks	Faults	Rebounds	Total Attempts	Note
1	14	Xu Jingtao	2	13	2	17	0.67
2	8	Cui Jianjun	1	3	3	7	0.33
2	15	Li Runming	1	3	2	6	0.33
2	18	Ji Daoshuai	1	1	-	2	0.33
2	7	Zhong Weijun	1	2	-	3	0.33
-	9	Jiao Shuai	-	-	-	-	
-	12	Kong Fanwei	-	-	-	-	
-	16	Ren Qi	-	-	-	-	
-	6	Liang Chunlong	-	2	2	4	
-	3	Yuan Zhi	-	2	1	3	
-	11	Geng Xin	-	7	-	7	
-	13	Kou Zhichao	-	1	-	1	
Others			-	-	-	-	
Total Team			6	34	10	50	2.00

Match: 71 Date: 11.09.2014 Spectators: 1'545
 City: KATOWICE
 Hall: SPODEK
 Match duration: Start: 16:40 End: 18:07 Total: 1:27

Teams	Sets	1	2	3	4	5	Total
BRA	3	25	25	25			75
CHN	0	14	23	18			55
Set duration		0:21	0:28	0:25			1:14



CHN • China




Serve

Avg. by set

Rk	No	Name	Aces	Faults	Serve Hits	Total Attempts	Note
1	11	Geng Xin	1	-	6	7	0.33
-	6	Liang Chunlong	-	-	2	2	
-	9	Jiao Shuai	-	-	-	-	
-	12	Kong Fanwei	-	-	-	-	
-	16	Ren Qi	-	-	-	-	
-	14	Xu Jingtao	-	1	7	8	
-	7	Zhong Weijun	-	2	9	11	
-	15	Li Runming	-	2	6	8	
-	18	Ji Daoshuai	-	1	3	4	
-	3	Yuan Zhi	-	3	6	9	
-	8	Cui Jianjun	-	2	4	6	
-	13	Kou Zhichao	-	2	-	2	
Others			-	-	-	-	
Total Team			1	13	43	57	0.33

Team

Opponent errors & Team faults	20	-		20	
-------------------------------	----	---	--	----	--




Dig

Avg. by set

Rk	No	Name	Digs	Faults	Receptions	Total Attempts	Note
1	3	Yuan Zhi	8	2	1	11	2.67
2	7	Zhong Weijun	5	-	-	5	1.67
2	16	Ren Qi	5	-	1	6	1.67
4	15	Li Runming	4	2	-	6	1.33
5	14	Xu Jingtao	3	-	-	3	1.00
5	18	Ji Daoshuai	3	-	-	3	1.00
7	12	Kong Fanwei	2	1	-	3	0.67
8	8	Cui Jianjun	1	1	-	2	0.33
-	6	Liang Chunlong	-	-	-	-	
-	9	Jiao Shuai	-	-	-	-	
-	11	Geng Xin	-	-	-	-	
-	13	Kou Zhichao	-	-	1	1	
Others			-	-	-	-	
Total Team			31	6	3	40	10.33

Match: 71 Date: 11.09.2014 Spectators: 1'545
 City: KATOWICE
 Hall: SPODEK
 Match duration: Start: 16:40 End: 18:07 Total: 1:27

Teams	Sets	1	2	3	4	5	Total
BRA	3	25	25	25			75
CHN	0	14	23	18			55
Set duration		0:21	0:28	0:25			1:14



CHN • China



Set

Avg. by set

Rk	No	Name	Running Sets	Faults	Still Sets	Total Attempts	Note
1	15	Li Runming	19	-	37	56	6.33
-	3	Yuan Zhi	-	-	-	-	
-	6	Liang Chunlong	-	-	-	-	
-	7	Zhong Weijun	-	-	-	-	
-	8	Cui Jianjun	-	-	-	-	
-	9	Jiao Shuai	-	-	-	-	
-	11	Geng Xin	-	-	-	-	
-	12	Kong Fanwei	-	-	-	-	
-	13	Kou Zhichao	-	-	-	-	
-	14	Xu Jingtao	-	-	-	-	
-	16	Ren Qi	-	-	-	-	
-	18	Ji Daoshuai	-	-	-	-	
Others			-	-	-	-	
Total Team			19	-	37	56	6.33



Reception

Eff. %
Limit: 25.00%

Rk	No	Name	Excellents	Faults	Serve Receptions	Total Attempts	Note
1	8	Cui Jianjun	13	3	9	25	40.00
2	16	Ren Qi	3	2	10	15	6.67
-	18	Ji Daoshuai	-	-	5	5	
-	3	Yuan Zhi	-	-	-	-	
-	6	Liang Chunlong	-	-	-	-	
-	9	Jiao Shuai	-	-	-	-	
-	11	Geng Xin	-	-	-	-	
-	12	Kong Fanwei	-	-	-	-	
-	13	Kou Zhichao	-	-	-	-	
-	14	Xu Jingtao	-	-	-	-	
-	15	Li Runming	-	-	-	-	
-	7	Zhong Weijun	3	6	5	14	
Others			-	-	-	-	
Total Team			19	11	29	59	13.56

Match: 72 Date: 11.09.2014 Spectators: 3'069

City: WROCLAW


Hall: HALA STULECIA

Match duration: Start: 16:40 End: 18:25 Total: 1:45

Teams	Sets	1	2	3	4	5	Total
FIN	0	25	25	19			69
CAN	3	27	27	25			79
Set duration		0:33	0:33	0:26			1:32




FIN • Finland



Spike

Succ. %
Limit: 15.00%

Rk	No	Name	Spikes	Faults	Shots	Total Attempts	Note
1	12	Kunnari Olli	10	2	8	20	50.00
1	10	Sivula Urpo	9	2	7	18	50.00
3	5	Siltala Antti	5	1	12	18	27.78
-	15	Oivanen Matti	5	1	3	9	
-	18	Lehtonen Jukka	2	1	5	8	
-	13	Oivanen Mikko	3	2	3	8	
-	16	Ojansivu Olli-Pekka	1	1	1	3	
-	3	Esko Mikko	1	-	-	1	
-	2	Tervaportti Eemi	-	-	-	-	
-	4	Kerminen Lauri	-	-	-	-	
-	6	Seppänen Niklas	-	-	-	-	
-	14	Shumov Konstantin	-	-	-	-	
Others			-	-	-	-	
Total Team			36	10	39	85	42.35



Block

Avg. by set


Rk	No	Name	Kill Blocks	Faults	Rebounds	Total Attempts	Note
1	15	Oivanen Matti	6	7	6	19	2.00
2	13	Oivanen Mikko	1	1	-	2	0.33
2	12	Kunnari Olli	1	5	-	6	0.33
2	5	Siltala Antti	1	6	-	7	0.33
2	18	Lehtonen Jukka	1	12	1	14	0.33
-	2	Tervaportti Eemi	-	-	-	-	
-	4	Kerminen Lauri	-	-	-	-	
-	6	Seppänen Niklas	-	-	-	-	
-	14	Shumov Konstantin	-	-	-	-	
-	16	Ojansivu Olli-Pekka	-	-	-	-	
-	3	Esko Mikko	-	1	2	3	
-	10	Sivula Urpo	-	1	2	3	
Others			-	-	-	-	
Total Team			10	33	11	54	3.33

Match: 72 Date: 11.09.2014 Spectators: 3'069
 City: WROCLAW
 Hall: HALA STULECIA
 Match duration: Start: 16:40 End: 18:25 Total: 1:45

Teams	Sets	1	2	3	4	5	Total
FIN	0	25	25	19			69
CAN	3	27	27	25			79
Set duration		0:33	0:33	0:26			1:32



FIN • Finland




Serve

Avg. by set

Rk	No	Name	Aces	Faults	Serve Hits	Total Attempts	Note
1	12	Kunnari Olli	1	2	9	12	0.33
-	2	Tervaportti Eemi	-	-	5	5	
-	3	Esko Mikko	-	-	11	11	
-	4	Kerminen Lauri	-	-	-	-	
-	6	Seppänen Niklas	-	-	-	-	
-	14	Shumov Konstantin	-	-	-	-	
-	16	Ojansivu Olli-Pekka	-	-	5	5	
-	10	Sivula Urpo	-	1	4	5	
-	18	Lehtonen Jukka	-	2	8	10	
-	13	Oivanen Mikko	-	1	3	4	
-	5	Siltala Antti	-	3	6	9	
-	15	Oivanen Matti	-	4	5	9	
Others			-	-	-	-	
Total Team			1	13	56	70	0.33

Team

Opponent errors & Team faults	22	1	23
-------------------------------	----	---	----



Dig

Avg. by set

Rk	No	Name	Digs	Faults	Receptions	Total Attempts	Note
1	4	Kerminen Lauri	13	4	1	18	4.33
2	10	Sivula Urpo	8	2	3	13	2.67
2	12	Kunnari Olli	8	5	1	14	2.67
4	3	Esko Mikko	6	-	1	7	2.00
5	18	Lehtonen Jukka	4	-	2	6	1.33
6	15	Oivanen Matti	3	-	1	4	1.00
7	16	Ojansivu Olli-Pekka	2	-	-	2	0.67
8	5	Siltala Antti	1	2	4	7	0.33
8	13	Oivanen Mikko	1	3	1	5	0.33
-	6	Seppänen Niklas	-	-	-	-	
-	14	Shumov Konstantin	-	-	-	-	
-	2	Tervaportti Eemi	-	1	1	2	
Others			-	-	-	-	
Total Team			46	17	15	78	15.33

Match: 72 Date: 11.09.2014 Spectators: 3'069

City: WROCLAW


Hall: HALA STULECIA

Match duration: Start: 16:40 End: 18:25 Total: 1:45

Teams	Sets	1	2	3	4	5	Total
FIN	0	25	25	19			69
CAN	3	27	27	25			79
Set duration		0:33	0:33	0:26			1:32




FIN • Finland



Set

Avg. by set

Rk	No	Name	Running Sets	Faults	Still Sets	Total Attempts	Note
1	3	Esko Mikko	28	-	37	65	9.33
2	2	Tervaportti Eemi	3	-	6	9	1.00
-	4	Kerminen Lauri	-	-	-	-	
-	5	Siltala Antti	-	-	-	-	
-	6	Seppänen Niklas	-	-	-	-	
-	10	Sivula Urpo	-	-	-	-	
-	12	Kunnari Olli	-	-	-	-	
-	13	Oivanen Mikko	-	-	-	-	
-	14	Shumov Konstantin	-	-	-	-	
-	15	Oivanen Matti	-	-	-	-	
-	16	Ojansivu Olli-Pekka	-	-	-	-	
-	18	Lehtonen Jukka	-	-	-	-	
Others			-	-	-	-	
Total Team			31	-	43	74	10.33



Reception

Eff. %
Limit: 25.00%


Rk	No	Name	Excellents	Faults	Serve Receptions	Total Attempts	Note
1	12	Kunnari Olli	19	3	23	45	35.56
-	4	Kerminen Lauri	8	2	6	16	
-	5	Siltala Antti	3	-	3	6	
-	2	Tervaportti Eemi	-	-	-	-	
-	3	Esko Mikko	-	-	-	-	
-	6	Seppänen Niklas	-	-	-	-	
-	10	Sivula Urpo	-	-	-	-	
-	13	Oivanen Mikko	-	-	-	-	
-	14	Shumov Konstantin	-	-	-	-	
-	15	Oivanen Matti	-	-	-	-	
-	16	Ojansivu Olli-Pekka	-	-	-	-	
-	18	Lehtonen Jukka	-	-	-	-	
Others			-	-	-	-	
Total Team			30	5	32	67	37.31

Match: 72 Date: 11.09.2014 Spectators: 3'069
 City: WROCLAW
 Hall: HALA STULECIA
 Match duration: Start: 16:40 End: 18:25 Total: 1:45

Teams	Sets	1	2	3	4	5	Total
FIN	0	25	25	19			69
CAN	3	27	27	25			79
Set duration		0:33	0:33	0:26			1:32




CAN • Canada



Spike

Succ. %
Limit: 15.00%

Rk	No	Name	Spikes	Faults	Shots	Total Attempts	Note
1	12	Schmitt Gavin	21	5	7	33	63.64
2	18	Hoag Nicholas	8	2	4	14	57.14
3	2	Perrin John Gordon	9	6	11	26	34.62
-	6	Duff Justin	6	-	3	9	
-	8	Simac Adam	3	1	3	7	
-	7	Soonias Dallas	1	1	-	2	
-	1	Sanders Tyler	1	-	-	1	
-	3	Lewis Daniel	-	-	-	-	
-	5	Verhoeff Rudy	-	-	-	-	
-	9	Schneider Dustin	-	-	-	-	
-	10	Van Lankvelt Toontje	-	-	-	-	
-	15	Winters Frederic	-	-	-	-	
Others			-	-	-	-	
Total Team			49	15	28	92	53.26



Block

Avg. by set


Rk	No	Name	Kill Blocks	Faults	Rebounds	Total Attempts	Note
1	8	Simac Adam	4	8	11	23	1.33
2	7	Soonias Dallas	1	-	3	4	0.33
2	2	Perrin John Gordon	1	5	4	10	0.33
2	18	Hoag Nicholas	1	3	-	4	0.33
-	3	Lewis Daniel	-	-	-	-	
-	5	Verhoeff Rudy	-	-	-	-	
-	9	Schneider Dustin	-	-	-	-	
-	10	Van Lankvelt Toontje	-	-	-	-	
-	15	Winters Frederic	-	-	-	-	
-	1	Sanders Tyler	-	2	3	5	
-	6	Duff Justin	-	6	4	10	
-	12	Schmitt Gavin	-	5	-	5	
Others			-	-	-	-	
Total Team			7	29	25	61	2.33

Match: 72 Date: 11.09.2014 Spectators: 3'069
 City: WROCLAW
 Hall: HALA STULECIA
 Match duration: Start: 16:40 End: 18:25 Total: 1:45

Teams	Sets	1	2	3	4	5	Total
FIN	0	25	25	19			69
CAN	3	27	27	25			79
Set duration		0:33	0:33	0:26			1:32



CAN • Canada




Serve

Avg. by set

Rk	No	Name	Aces	Faults	Serve Hits	Total Attempts	Note
1	6	Duff Justin	2	1	6	9	0.67
2	2	Perrin John Gordon	1	2	10	13	0.33
-	3	Lewis Daniel	-	-	-	-	
-	5	Verhoeff Rudy	-	-	2	2	
-	7	Soonias Dallas	-	-	-	-	
-	9	Schneider Dustin	-	-	-	-	
-	10	Van Lankvelt Toontje	-	-	-	-	
-	15	Winters Frederic	-	-	-	-	
-	1	Sanders Tyler	-	1	16	17	
-	18	Hoag Nicholas	-	1	12	13	
-	8	Simac Adam	-	3	11	14	
-	12	Schmitt Gavin	-	3	7	10	
Others			-	-	-	-	
Total Team			3	11	64	78	1.00

Team

Opponent errors & Team faults	20	-	20
-------------------------------	----	---	----



Dig

Avg. by set

Rk	No	Name	Digs	Faults	Receptions	Total Attempts	Note
1	3	Lewis Daniel	15	2	2	19	5.00
2	2	Perrin John Gordon	8	1	-	9	2.67
2	18	Hoag Nicholas	8	1	-	9	2.67
4	1	Sanders Tyler	5	1	-	6	1.67
5	12	Schmitt Gavin	4	4	1	9	1.33
6	6	Duff Justin	3	1	-	4	1.00
7	8	Simac Adam	2	-	1	3	0.67
8	9	Schneider Dustin	1	-	-	1	0.33
8	5	Verhoeff Rudy	1	1	-	2	0.33
-	7	Soonias Dallas	-	-	-	-	
-	10	Van Lankvelt Toontje	-	-	-	-	
-	15	Winters Frederic	-	-	-	-	
Others			-	-	-	-	
Total Team			47	11	4	62	15.67




Match: 72 Date: 11.09.2014 Spectators: 3'069
 City: WROCLAW
 Hall: HALA STULECIA
 Match duration: Start: 16:40 End: 18:25 Total: 1:45

Teams	Sets	1	2	3	4	5	Total
FIN	0	25	25	19			69
CAN	3	27	27	25			79
Set duration		0:33	0:33	0:26			1:32




CAN • Canada



Set

Avg. by set

Rk	No	Name	Running Sets	Faults	Still Sets	Total Attempts	Note
1	1	Sanders Tyler	23	-	52	75	7.67
-	2	Perrin John Gordon	-	-	-	-	
-	3	Lewis Daniel	-	-	-	-	
-	5	Verhoeff Rudy	-	-	-	-	
-	6	Duff Justin	-	-	-	-	
-	7	Soonias Dallas	-	-	-	-	
-	8	Simac Adam	-	-	-	-	
-	9	Schneider Dustin	-	-	3	3	
-	10	Van Lankvelt Toontje	-	-	-	-	
-	12	Schmitt Gavin	-	-	-	-	
-	15	Winters Frederic	-	-	-	-	
-	18	Hoag Nicholas	-	-	-	-	
Others			-	-	-	-	
Total Team			23	-	55	78	7.67



Reception

Eff. %
Limit: 25.00%

Rk	No	Name	Excellents	Faults	Serve Receptions	Total Attempts	Note
1	18	Hoag Nicholas	8	1	6	15	46.67
2	2	Perrin John Gordon	9	1	15	25	32.00
-	3	Lewis Daniel	7	-	7	14	
-	8	Simac Adam	-	-	2	2	
-	1	Sanders Tyler	-	-	-	-	
-	5	Verhoeff Rudy	-	-	-	-	
-	7	Soonias Dallas	-	-	-	-	
-	9	Schneider Dustin	-	-	-	-	
-	10	Van Lankvelt Toontje	-	-	-	-	
-	12	Schmitt Gavin	-	-	-	-	
-	15	Winters Frederic	-	-	-	-	
-	6	Duff Justin	-	1	-	1	
Others			-	-	-	-	
Total Team			24	3	30	57	36.84

Match: 73 Date: 11.09.2014 Spectators: 3'400

City: LODZ


Hall: ATLAS ARENA

Match duration: Start: 16:40 End: 18:52 Total: 2:12

Teams	Sets	1	2	3	4	5	Total
SRB	1	25	29	17	21		92
USA	3	23	31	25	25		104
Set duration		0:28	0:36	0:26	0:26		1:56




SRB • Serbia



Spike

Succ. %
Limit: 15.00%

Rk	No	Name	Spikes	Faults	Shots	Total Attempts	Note
1	1	Kovacevic Nikola	13	-	6	19	68.42
2	14	Atanasijevic Aleksandar	19	6	12	37	51.35
-	10	Nikic Milos	7	3	4	14	
-	20	Lisinac Srecko	9	1	2	12	
-	18	Podrascanin Marko	5	1	2	8	
-	2	Kovacevic Uros	2	4	1	7	
-	4	Petric Nemanja	1	-	-	1	
-	9	Jovovic Nikola	-	-	1	1	
-	15	Starovic Sasa	-	-	1	1	
-	5	Petkovic Vlado	-	-	-	-	
-	7	Stankovic Dragan	-	-	-	-	
-	19	Rosic Nikola	-	-	-	-	
Others			-	-	-	-	
Total Team			56	15	29	100	56.00



Block

Avg. by set

Rk	No	Name	Kill Blocks	Faults	Rebounds	Total Attempts	Note
1	20	Lisinac Srecko	6	16	3	25	1.50
2	1	Kovacevic Nikola	2	5	2	9	0.50
3	18	Podrascanin Marko	1	13	4	18	0.25
-	4	Petric Nemanja	-	-	-	-	
-	5	Petkovic Vlado	-	-	-	-	
-	7	Stankovic Dragan	-	-	-	-	
-	15	Starovic Sasa	-	-	-	-	
-	19	Rosic Nikola	-	-	-	-	
-	10	Nikic Milos	-	3	3	6	
-	14	Atanasijevic Aleksandar	-	4	4	8	
-	9	Jovovic Nikola	-	5	2	7	
-	2	Kovacevic Uros	-	1	-	1	
Others			-	-	-	-	
Total Team			9	47	18	74	2.25

Match: 73 Date: 11.09.2014 Spectators: 3'400

City: LODZ

Hall: ATLAS ARENA


Match duration: Start: 16:40 End: 18:52 Total: 2:12

Teams	Sets	1	2	3	4	5	Total
SRB	1	25	29	17	21		92
USA	3	23	31	25	25		104
Set duration		0:28	0:36	0:26	0:26		1:56




SRB • Serbia

Rk	No	Name	Aces	Faults	Serve Hits	Total Attempts	Note
1	20	Lisinac Srecko	1	-	18	19	0.25
1	14	Atanasijevic Aleksandar	1	9	3	13	0.25
-	2	Kovacevic Uros	-	-	8	8	
-	4	Petric Nemanja	-	-	-	-	
-	7	Stankovic Dragan	-	-	-	-	
-	18	Podrascanin Marko	-	-	19	19	
-	19	Rosic Nikola	-	-	-	-	
-	9	Jovovic Nikola	-	1	12	13	
-	1	Kovacevic Nikola	-	6	7	13	
-	10	Nikic Milos	-	4	2	6	
-	5	Petkovic Vlado	-	1	-	1	
-	15	Starovic Sasa	-	1	-	1	
Others			-	-	-	-	
Total Team			2	22	69	93	0.50



Team	Opponent errors & Team faults	Aces	Faults	Total Attempts
		25	2	27

Rk	No	Name	Digs	Faults	Receptions	Total Attempts	Note
1	19	Rosic Nikola	16	-	2	18	4.00
2	1	Kovacevic Nikola	10	1	5	16	2.50
3	18	Podrascanin Marko	6	1	-	7	1.50
4	9	Jovovic Nikola	4	1	3	8	1.00
4	2	Kovacevic Uros	4	1	-	5	1.00
6	10	Nikic Milos	3	-	2	5	0.75
7	20	Lisinac Srecko	2	-	-	2	0.50
7	14	Atanasijevic Aleksandar	2	2	1	5	0.50
-	4	Petric Nemanja	-	-	-	-	
-	5	Petkovic Vlado	-	-	-	-	
-	7	Stankovic Dragan	-	-	-	-	
-	15	Starovic Sasa	-	-	-	-	
Others			-	-	-	-	
Total Team			47	6	13	66	11.75



Match: 73 Date: 11.09.2014 Spectators: 3'400

City: LODZ


Hall: ATLAS ARENA

Match duration: Start: 16:40 End: 18:52 Total: 2:12

Teams	Sets	1	2	3	4	5	Total
SRB	1	25	29	17	21		92
USA	3	23	31	25	25		104
Set duration		0:28	0:36	0:26	0:26		1:56




SRB • Serbia



Set

Avg. by set

Rk	No	Name	Running Sets	Faults	Still Sets	Total Attempts	Note
1	9	Jovovic Nikola	45	1	40	86	11.25
2	5	Petkovic Vlado	1	1	-	2	0.25
-	1	Kovacevic Nikola	-	-	-	-	
-	2	Kovacevic Uros	-	-	-	-	
-	4	Petric Nemanja	-	-	-	-	
-	7	Stankovic Dragan	-	-	-	-	
-	10	Nikic Milos	-	-	-	-	
-	14	Atanasijevic Aleksandar	-	-	-	-	
-	15	Starovic Sasa	-	-	-	-	
-	18	Podrascanin Marko	-	-	-	-	
-	19	Rosic Nikola	-	-	-	-	
-	20	Lisinac Srecko	-	-	-	-	
Others			-	-	-	-	
Total Team			46	2	40	88	11.50



Reception

Eff. %
Limit: 25.00%


Rk	No	Name	Excellents	Faults	Serve Receptions	Total Attempts	Note
1	19	Rosic Nikola	10	3	18	31	22.58
2	1	Kovacevic Nikola	6	2	15	23	17.39
-	10	Nikic Milos	3	3	10	16	
-	4	Petric Nemanja	-	-	-	-	
-	5	Petkovic Vlado	-	-	-	-	
-	7	Stankovic Dragan	-	-	-	-	
-	9	Jovovic Nikola	-	-	-	-	
-	14	Atanasijevic Aleksandar	-	-	-	-	
-	15	Starovic Sasa	-	-	-	-	
-	18	Podrascanin Marko	-	-	-	-	
-	20	Lisinac Srecko	-	-	-	-	
-	2	Kovacevic Uros	1	2	10	13	
Others			-	-	-	-	
Total Team			20	10	53	83	12.05

Match: 73 Date: 11.09.2014 Spectators: 3'400
 City: LODZ
 Hall: ATLAS ARENA
 Match duration: Start: 16:40 End: 18:52 Total: 2:12

Teams	Sets	1	2	3	4	5	Total
SRB	1	25	29	17	21		92
USA	3	23	31	25	25		104
Set duration		0:28	0:36	0:26	0:26		1:56




USA • USA



Spike

Succ. %
Limit: 15.00%

Rk	No	Name	Spikes	Faults	Shots	Total Attempts	Note
1	3	Sander Taylor	15	2	5	22	68.18
2	1	Anderson Matthew	19	7	9	35	54.29
3	6	Lotman Paul	8	-	10	18	44.44
-	20	Smith David	7	2	3	12	
-	17	Holt Maxwell	4	1	2	7	
-	4	Lee David	1	1	2	4	
-	11	Christenson Micah	1	-	2	3	
-	7	Shoji Kawika	-	-	-	-	
-	10	Ciarelli Antonio	-	-	-	-	
-	15	Clark Carson	-	-	-	-	
-	19	Reft Alfredo	-	-	-	-	
-	22	Shoji Erik	-	-	-	-	
Others			-	-	-	-	
Total Team			55	13	33	101	54.46



Block

Avg. by set

Rk	No	Name	Kill Blocks	Faults	Rebounds	Total Attempts	Note
1	20	Smith David	4	4	2	10	1.00
2	11	Christenson Micah	2	6	7	15	0.50
2	3	Sander Taylor	2	6	1	9	0.50
4	17	Holt Maxwell	1	7	6	14	0.25
-	7	Shoji Kawika	-	-	-	-	
-	10	Ciarelli Antonio	-	-	-	-	
-	15	Clark Carson	-	-	-	-	
-	19	Reft Alfredo	-	-	-	-	
-	22	Shoji Erik	-	-	-	-	
-	6	Lotman Paul	-	4	2	6	
-	1	Anderson Matthew	-	11	2	13	
-	4	Lee David	-	7	-	7	
Others			-	-	-	-	
Total Team			9	45	20	74	2.25




Match: 73 Date: 11.09.2014 Spectators: 3'400
 City: LODZ
 Hall: ATLAS ARENA
 Match duration: Start: 16:40 End: 18:52 Total: 2:12

Teams	Sets	1	2	3	4	5	Total
SRB	1	25	29	17	21		92
USA	3	23	31	25	25		104
Set duration		0:28	0:36	0:26	0:26		1:56



USA • USA




Serve

Avg. by set

Rk	No	Name	Aces	Faults	Serve Hits	Total Attempts	Note
1	20	Smith David	3	3	5	11	0.75
2	17	Holt Maxwell	2	3	15	20	0.50
2	3	Sander Taylor	2	6	9	17	0.50
4	11	Christenson Micah	1	1	12	14	0.25
4	6	Lotman Paul	1	2	13	16	0.25
4	1	Anderson Matthew	1	5	12	18	0.25
-	4	Lee David	-	-	7	7	
-	7	Shoji Kawika	-	-	-	-	
-	10	Ciarelli Antonio	-	-	-	-	
-	15	Clark Carson	-	-	-	-	
-	19	Reft Alfredo	-	-	-	-	
-	22	Shoji Erik	-	-	-	-	
Others			-	-	-	-	
Total Team			10	20	73	103	2.50

Team

Opponent errors & Team faults	30	1	31
-------------------------------	----	---	----



Dig


Avg. by set

Rk	No	Name	Digs	Faults	Receptions	Total Attempts	Note
1	6	Lotman Paul	9	2	1	12	2.25
1	22	Shoji Erik	9	3	5	17	2.25
3	11	Christenson Micah	8	1	-	9	2.00
4	17	Holt Maxwell	5	1	-	6	1.25
4	1	Anderson Matthew	5	4	5	14	1.25
6	3	Sander Taylor	2	-	2	4	0.50
7	20	Smith David	1	-	1	2	0.25
-	4	Lee David	-	-	2	2	
-	7	Shoji Kawika	-	-	-	-	
-	10	Ciarelli Antonio	-	-	-	-	
-	15	Clark Carson	-	-	-	-	
-	19	Reft Alfredo	-	-	-	-	
Others			-	-	-	-	
Total Team			39	11	16	66	9.75




Match: 73 Date: 11.09.2014 Spectators: 3'400
 City: LODZ
 Hall: ATLAS ARENA
 Match duration: Start: 16:40 End: 18:52 Total: 2:12

Teams	Sets	1	2	3	4	5	Total
SRB	1	25	29	17	21		92
USA	3	23	31	25	25		104
Set duration		0:28	0:36	0:26	0:26		1:56




USA • USA



Set

Avg. by set

Rk	No	Name	Running Sets	Faults	Still Sets	Total Attempts	Note
1	11	Christenson Micah	37	-	41	78	9.25
-	1	Anderson Matthew	-	-	-	-	
-	3	Sander Taylor	-	-	-	-	
-	4	Lee David	-	-	-	-	
-	6	Lotman Paul	-	-	-	-	
-	7	Shoji Kawika	-	-	-	-	
-	10	Ciarelli Antonio	-	-	-	-	
-	15	Clark Carson	-	-	-	-	
-	17	Holt Maxwell	-	-	-	-	
-	19	Reft Alfredo	-	-	-	-	
-	20	Smith David	-	-	-	-	
-	22	Shoji Erik	-	-	-	-	
Others			-	-	-	-	
Total Team			37	-	41	78	9.25



Reception

Eff. %
Limit: 25.00%


Rk	No	Name	Excellents	Faults	Serve Receptions	Total Attempts	Note
1	3	Sander Taylor	16	1	13	30	50.00
2	6	Lotman Paul	8	1	18	27	25.93
-	22	Shoji Erik	7	-	4	11	
-	1	Anderson Matthew	1	-	1	2	
-	17	Holt Maxwell	1	-	-	1	
-	4	Lee David	-	-	-	-	
-	7	Shoji Kawika	-	-	-	-	
-	10	Ciarelli Antonio	-	-	-	-	
-	11	Christenson Micah	-	-	-	-	
-	15	Clark Carson	-	-	-	-	
-	19	Reft Alfredo	-	-	-	-	
-	20	Smith David	-	-	-	-	
Others			-	-	-	-	
Total Team			33	2	36	71	43.66

Match: 74 Date: 11.09.2014 Spectators: 2'500
 City: BYDGOSZCZ
 Hall: LUCZNICZKA
 Match duration: Start: 20:25 End: 22:23 Total: 1:58

Teams	Sets	1	2	3	4	5	Total
AUS	1	22	18	32	17		89
FRA	3	25	25	30	25		105
Set duration		0:25	0:22	0:34	0:21		1:42




AUS • Australia



Spike

Succ. %
Limit: 15.00%

Rk	No	Name	Spikes	Faults	Shots	Total Attempts	Note
1	6	Edgar Thomas	14	2	8	24	58.33
2	9	White Adam	11	4	12	27	40.74
3	15	Douglas-Powell Thomas Ewen	7	5	11	23	30.43
-	17	Carroll Paul	4	2	4	10	
-	12	Mote Nehemiah	4	3	3	10	
-	1	Zingel Aidan	5	1	1	7	
-	3	Roberts Nathan	3	1	1	5	
-	14	Sukochev Grigory	-	-	2	2	
-	5	Passier Travis	-	1	1	2	
-	7	Peacock Harrison	-	-	1	1	
-	11	Perry Luke	-	-	-	-	
-	16	Smith Luke	-	-	-	-	
Others			-	-	-	-	
Total Team			48	19	44	111	43.24



Block

Avg. by set

Rk	No	Name	Kill Blocks	Faults	Rebounds	Total Attempts	Note
1	5	Passier Travis	4	2	3	9	1.00
2	1	Zingel Aidan	3	8	3	14	0.75
3	15	Douglas-Powell Thomas Ewen	2	3	1	6	0.50
4	7	Peacock Harrison	1	-	1	2	0.25
4	9	White Adam	1	3	2	6	0.25
-	11	Perry Luke	-	-	-	-	
-	16	Smith Luke	-	-	-	-	
-	17	Carroll Paul	-	1	3	4	
-	6	Edgar Thomas	-	1	2	3	
-	12	Mote Nehemiah	-	3	2	5	
-	14	Sukochev Grigory	-	3	2	5	
-	3	Roberts Nathan	-	1	-	1	
Others			-	-	-	-	
Total Team			11	25	19	55	2.75


Match: 74 Date: 11.09.2014 Spectators: 2'500
 City: BYDGOSZCZ
 Hall: LUCZNICZKA
 Match duration: Start: 20:25 End: 22:23 Total: 1:58

Teams	Sets	1	2	3	4	5	Total
AUS	1	22	18	32	17		89
FRA	3	25	25	30	25		105
Set duration		0:25	0:22	0:34	0:21		1:42



AUS • Australia

Rk	No	Name	Aces	Faults	Serve Hits	Total Attempts	Note
1	6	Edgar Thomas	2	4	7	13	0.50
2	7	Peacock Harrison	1	2	8	11	0.25
-	1	Zingel Aidan	-	-	15	15	
-	5	Passier Travis	-	-	6	6	
-	11	Perry Luke	-	-	-	-	
-	12	Mote Nehemiah	-	-	11	11	
-	14	Sukochev Grigory	-	-	2	2	
-	16	Smith Luke	-	-	-	-	
-	9	White Adam	-	1	15	16	
-	15	Douglas-Powell Thomas Ewen	-	3	6	9	
-	17	Carroll Paul	-	3	3	6	
-	3	Roberts Nathan	-	1	-	1	
Others			-	-	-	-	
Total Team			3	14	73	90	0.75




Serve

Avg. by set

Team	Opponent errors & Team faults	Aces	Faults	Total Attempts
		27	-	27

Rk	No	Name	Digs	Faults	Receptions	Total Attempts	Note
1	11	Perry Luke	9	2	5	16	2.25
2	6	Edgar Thomas	5	1	1	7	1.25
3	9	White Adam	4	-	2	6	1.00
4	3	Roberts Nathan	1	-	-	1	0.25
4	5	Passier Travis	1	-	-	1	0.25
4	7	Peacock Harrison	1	-	3	4	0.25
4	14	Sukochev Grigory	1	-	4	5	0.25
4	17	Carroll Paul	1	-	2	3	0.25
4	15	Douglas-Powell Thomas Ewen	1	1	2	4	0.25
-	1	Zingel Aidan	-	-	2	2	
-	12	Mote Nehemiah	-	-	-	-	
-	16	Smith Luke	-	-	-	-	
Others			-	32	-	32	
Total Team			24	36	21	81	6.00



Dig

Avg. by set




Match: 74 Date: 11.09.2014 Spectators: 2'500
 City: BYDGOSZCZ
 Hall: LUCZNICZKA
 Match duration: Start: 20:25 End: 22:23 Total: 1:58

Teams	Sets	1	2	3	4	5	Total
AUS	1	22	18	32	17		89
FRA	3	25	25	30	25		105
Set duration		0:25	0:22	0:34	0:21		1:42




AUS • Australia



Set

Avg. by set

Rk	No	Name	Running Sets	Faults	Still Sets	Total Attempts	Note
1	7	Peacock Harrison	21	-	38	59	5.25
2	14	Sukochev Grigory	17	1	23	41	4.25
-	1	Zingel Aidan	-	-	-	-	
-	3	Roberts Nathan	-	-	1	1	
-	5	Passier Travis	-	-	-	-	
-	6	Edgar Thomas	-	-	1	1	
-	9	White Adam	-	-	-	-	
-	11	Perry Luke	-	-	1	1	
-	12	Mote Nehemiah	-	-	1	1	
-	15	Douglas-Powell Thomas Ewen	-	-	-	-	
-	16	Smith Luke	-	-	-	-	
-	17	Carroll Paul	-	-	-	-	
Others			-	-	-	-	
Total Team			38	1	65	104	9.50



Reception

Eff. %
Limit: 25.00%


Rk	No	Name	Excellents	Faults	Serve Receptions	Total Attempts	Note
1	11	Perry Luke	23	2	9	34	61.76
2	9	White Adam	26	3	9	38	60.53
-	15	Douglas-Powell Thomas Ewen	6	4	8	18	
-	1	Zingel Aidan	-	-	1	1	
-	5	Passier Travis	-	-	-	-	
-	6	Edgar Thomas	-	-	-	-	
-	7	Peacock Harrison	-	-	-	-	
-	12	Mote Nehemiah	-	-	-	-	
-	14	Sukochev Grigory	-	-	-	-	
-	16	Smith Luke	-	-	-	-	
-	17	Carroll Paul	-	-	-	-	
-	3	Roberts Nathan	-	1	3	4	
Others			-	-	-	-	
Total Team			55	10	30	95	47.37

Match: 74 Date: 11.09.2014 Spectators: 2'500
 City: BYDGOSZCZ
 Hall: LUCZNICZKA
 Match duration: Start: 20:25 End: 22:23 Total: 1:58

Teams	Sets	1	2	3	4	5	Total
AUS	1	22	18	32	17		89
FRA	3	25	25	30	25		105
Set duration		0:25	0:22	0:34	0:21		1:42




FRA • France



Spike

Succ. %
Limit: 15.00%

Rk	No	Name	Spikes	Faults	Shots	Total Attempts	Note
1	4	Rouzier Antonin	20	7	8	35	57.14
2	9	Ngapeth Earvin	12	7	5	24	50.00
3	7	Tillie Kevin	14	5	15	34	41.18
-	14	Le Goff Nicolas	8	1	3	12	
-	10	Le Roux Kevin	4	-	3	7	
-	6	Toniutti Benjamin	2	-	-	2	
-	2	Grebennikov Jenia	-	-	-	-	
-	15	Tuia Samuele	-	-	-	-	
-	16	Marechal Nicolas	-	-	-	-	
-	17	Lafitte Franck	-	-	-	-	
-	18	Jaumel Yoann	-	-	-	-	
-	21	Sidibe Mory	-	-	-	-	
Others			-	-	-	-	
Total Team			60	20	34	114	52.63



Block

Avg. by set

Rk	No	Name	Kill Blocks	Faults	Rebounds	Total Attempts	Note
1	9	Ngapeth Earvin	3	6	2	11	0.75
2	14	Le Goff Nicolas	2	2	5	9	0.50
2	4	Rouzier Antonin	2	2	2	6	0.50
2	10	Le Roux Kevin	2	6	2	10	0.50
5	6	Toniutti Benjamin	1	-	5	6	0.25
5	7	Tillie Kevin	1	5	4	10	0.25
-	2	Grebennikov Jenia	-	-	-	-	
-	15	Tuia Samuele	-	-	-	-	
-	16	Marechal Nicolas	-	-	-	-	
-	17	Lafitte Franck	-	-	-	-	
-	18	Jaumel Yoann	-	-	-	-	
-	21	Sidibe Mory	-	-	-	-	
Others			-	-	-	-	
Total Team			11	21	20	52	2.75

Match: 74 Date: 11.09.2014 Spectators: 2'500
 City: BYDGOSZCZ
 Hall: LUCZNICZKA
 Match duration: Start: 20:25 End: 22:23 Total: 1:58

Teams	Sets	1	2	3	4	5	Total
AUS	1	22	18	32	17		89
FRA	3	25	25	30	25		105
Set duration		0:25	0:22	0:34	0:21		1:42



FRA • France

Rk	No	Name	Aces	Faults	Serve Hits	Total Attempts	Note
1	6	Toniutti Benjamin	3	1	14	18	0.75
2	10	Le Roux Kevin	2	1	15	18	0.50
2	4	Rouzier Antonin	2	1	13	16	0.50
4	14	Le Goff Nicolas	1	-	12	13	0.25
4	7	Tillie Kevin	1	1	19	21	0.25
4	9	Ngapeth Earvin	1	5	12	18	0.25
-	2	Grebennikov Jenia	-	-	-	-	
-	15	Tuia Samuele	-	-	-	-	
-	16	Marechal Nicolas	-	-	-	-	
-	17	Lafitte Franck	-	-	-	-	
-	18	Jaumel Yoann	-	-	-	-	
-	21	Sidibe Mory	-	-	-	-	
Others			-	-	-	-	
Total Team			10	9	85	104	2.50

Team	Opponent errors & Team faults	Aces	Faults	Total Attempts
	Opponent errors & Team faults	24	-	24


Rk	No	Name	Digs	Faults	Receptions	Total Attempts	Note
1	9	Ngapeth Earvin	12	6	4	22	3.00
2	2	Grebennikov Jenia	11	1	4	16	2.75
3	6	Toniutti Benjamin	7	-	5	12	1.75
4	7	Tillie Kevin	6	1	3	10	1.50
5	4	Rouzier Antonin	5	1	1	7	1.25
6	10	Le Roux Kevin	4	-	1	5	1.00
7	14	Le Goff Nicolas	1	2	1	4	0.25
-	15	Tuia Samuele	-	-	-	-	
-	16	Marechal Nicolas	-	-	-	-	
-	17	Lafitte Franck	-	-	-	-	
-	18	Jaumel Yoann	-	-	-	-	
-	21	Sidibe Mory	-	-	-	-	
Others			-	22	-	22	
Total Team			46	33	19	98	11.50

Match: 74 Date: 11.09.2014 Spectators: 2'500
 City: BYDGOSZCZ
 Hall: LUCZNICZKA
 Match duration: Start: 20:25 End: 22:23 Total: 1:58

Teams	Sets	1	2	3	4	5	Total
AUS	1	22	18	32	17		89
FRA	3	25	25	30	25		105
Set duration		0:25	0:22	0:34	0:21		1:42




FRA • France



Set

Avg. by set

Rk	No	Name	Running Sets	Faults	Still Sets	Total Attempts	Note
1	6	Toniutti Benjamin	35	1	59	95	8.75
-	2	Grebennikov Jenia	-	-	3	3	
-	4	Rouzier Antonin	-	-	1	1	
-	7	Tillie Kevin	-	-	1	1	
-	10	Le Roux Kevin	-	-	1	1	
-	14	Le Goff Nicolas	-	-	4	4	
-	15	Tuia Samuele	-	-	-	-	
-	16	Marechal Nicolas	-	-	-	-	
-	17	Lafitte Franck	-	-	-	-	
-	18	Jaumel Yoann	-	-	-	-	
-	21	Sidibe Mory	-	-	-	-	
-	9	Ngapeth Earvin	-	1	1	2	
Others			-	-	-	-	
Total Team			35	2	70	107	8.75



Reception

Eff. %
Limit: 25.00%


Rk	No	Name	Excellents	Faults	Serve Receptions	Total Attempts	Note
1	7	Tillie Kevin	18	1	7	26	65.38
2	9	Ngapeth Earvin	20	2	16	38	47.37
-	2	Grebennikov Jenia	4	1	3	8	
-	10	Le Roux Kevin	2	-	2	4	
-	4	Rouzier Antonin	-	-	-	-	
-	6	Toniutti Benjamin	-	-	-	-	
-	14	Le Goff Nicolas	-	-	-	-	
-	15	Tuia Samuele	-	-	-	-	
-	16	Marechal Nicolas	-	-	-	-	
-	17	Lafitte Franck	-	-	-	-	
-	18	Jaumel Yoann	-	-	-	-	
-	21	Sidibe Mory	-	-	-	-	
Others			-	-	-	-	
Total Team			44	4	28	76	52.63

Match: 75 Date: 11.09.2014 Spectators: 1'950
 City: KATOWICE
 Hall: SPODEK
 Match duration: Start: 20:25 End: 22:23 Total: 1:58

Teams	Sets	1	2	3	4	5	Total
GER	3	25	25	23	25		98
BUL	1	16	15	25	17		73
Set duration		0:25	0:22	0:29	0:26		1:42




GER • Germany



Spike

Succ. %
Limit: 15.00%

Rk	No	Name	Spikes	Faults	Shots	Total Attempts	Note
1	6	Kaliberda Denys	15	-	1	16	93.75
2	3	Schwarz Sebastian	7	1	3	11	63.64
3	9	Grozer György	10	1	11	22	45.45
-	8	Böhme Marcus	10	-	-	10	
-	16	Günthör Max	4	2	2	8	
-	7	Westphal Dirk	2	1	2	5	
-	2	Steuerwald Markus	-	-	-	-	
-	5	Kühner Sebastian	-	-	-	-	
-	10	Schöps Jochen	-	-	-	-	
-	11	Kampa Lukas	-	-	-	-	
-	12	Tille Ferdinand	-	-	-	-	
-	15	Broshog Tim	-	-	-	-	
Others			-	-	-	-	
Total Team			48	5	19	72	66.67



Block

Avg. by set

Rk	No	Name	Kill Blocks	Faults	Rebounds	Total Attempts	Note
1	3	Schwarz Sebastian	2	4	1	7	0.50
1	8	Böhme Marcus	2	16	3	21	0.50
3	7	Westphal Dirk	1	2	1	4	0.25
3	6	Kaliberda Denys	1	3	1	5	0.25
3	11	Kampa Lukas	1	6	3	10	0.25
3	16	Günthör Max	1	10	3	14	0.25
3	9	Grozer György	1	5	-	6	0.25
-	2	Steuerwald Markus	-	-	-	-	
-	5	Kühner Sebastian	-	-	-	-	
-	10	Schöps Jochen	-	-	-	-	
-	12	Tille Ferdinand	-	-	-	-	
-	15	Broshog Tim	-	1	-	1	
Others			-	-	-	-	
Total Team			9	47	12	68	2.25

Match: 75 Date: 11.09.2014 Spectators: 1'950
 City: KATOWICE
 Hall: SPODEK
 Match duration: Start: 20:25 End: 22:23 Total: 1:58

Teams	Sets	1	2	3	4	5	Total
GER	3	25	25	23	25		98
BUL	1	16	15	25	17		73
Set duration		0:25	0:22	0:29	0:26		1:42



GER • Germany

Rk	No	Name	Aces	Faults	Serve Hits	Total Attempts	Note
1	9	Grozer György	8	4	11	23	2.00
2	3	Schwarz Sebastian	1	-	10	11	0.25
2	10	Schöps Jochen	1	-	5	6	0.25
2	6	Kaliberda Denys	1	1	8	10	0.25
2	7	Westphal Dirk	1	1	4	6	0.25
-	2	Steuerwald Markus	-	-	-	-	
-	5	Kühner Sebastian	-	-	-	-	
-	8	Böhme Marcus	-	-	10	10	
-	12	Tille Ferdinand	-	-	-	-	
-	15	Broshog Tim	-	-	-	-	
-	16	Günthör Max	-	-	15	15	
-	11	Kampa Lukas	-	3	13	16	
Others			-	-	-	-	
Total Team			12	9	76	97	3.00

Team	Opponent errors & Team faults	Aces	Faults	Total Attempts
		29	-	29


Rk	No	Name	Digs	Faults	Receptions	Total Attempts	Note
1	12	Tille Ferdinand	8	1	-	9	2.00
2	11	Kampa Lukas	5	-	1	6	1.25
2	6	Kaliberda Denys	5	1	1	7	1.25
2	9	Grozer György	5	1	-	6	1.25
5	3	Schwarz Sebastian	3	2	1	6	0.75
5	7	Westphal Dirk	3	2	-	5	0.75
7	8	Böhme Marcus	2	1	-	3	0.50
8	10	Schöps Jochen	1	-	-	1	0.25
8	16	Günthör Max	1	-	-	1	0.25
-	2	Steuerwald Markus	-	-	-	-	
-	5	Kühner Sebastian	-	-	-	-	
-	15	Broshog Tim	-	-	-	-	
Others			-	-	-	-	
Total Team			33	8	3	44	8.25

Match: 75 Date: 11.09.2014 Spectators: 1'950
 City: KATOWICE
 Hall: SPODEK
 Match duration: Start: 20:25 End: 22:23 Total: 1:58

Teams	Sets	1	2	3	4	5	Total
GER	3	25	25	23	25		98
BUL	1	16	15	25	17		73
Set duration		0:25	0:22	0:29	0:26		1:42




GER • Germany



Set

Avg. by set

Rk	No	Name	Running Sets	Faults	Still Sets	Total Attempts	Note
1	11	Kampa Lukas	33	1	29	63	8.25
-	2	Steuerwald Markus	-	-	-	-	
-	3	Schwarz Sebastian	-	-	-	-	
-	5	Kühner Sebastian	-	-	-	-	
-	6	Kaliberda Denys	-	-	-	-	
-	7	Westphal Dirk	-	-	-	-	
-	8	Böhme Marcus	-	-	-	-	
-	9	Grozer György	-	-	-	-	
-	10	Schöps Jochen	-	-	-	-	
-	12	Tille Ferdinand	-	-	-	-	
-	15	Broshog Tim	-	-	-	-	
-	16	Günthör Max	-	-	-	-	
Others			-	-	-	-	
Total Team			33	1	29	63	8.25



Reception

Eff. %
Limit: 25.00%

Rk	No	Name	Excellents	Faults	Serve Receptions	Total Attempts	Note
1	6	Kaliberda Denys	12	-	13	25	48.00
2	12	Tille Ferdinand	8	2	11	21	28.57
-	7	Westphal Dirk	-	-	2	2	
-	11	Kampa Lukas	-	-	1	1	
-	2	Steuerwald Markus	-	-	-	-	
-	5	Kühner Sebastian	-	-	-	-	
-	8	Böhme Marcus	-	-	-	-	
-	9	Grozer György	-	-	-	-	
-	10	Schöps Jochen	-	-	-	-	
-	15	Broshog Tim	-	-	-	-	
-	16	Günthör Max	-	-	-	-	
-	3	Schwarz Sebastian	-	1	5	6	
Others			-	-	-	-	
Total Team			20	3	32	55	30.91

Match: 75 Date: 11.09.2014 Spectators: 1'950

City: KATOWICE


Hall: SPODEK

Match duration: Start: 20:25 End: 22:23 Total: 1:58

Teams	Sets	1	2	3	4	5	Total
GER	3	25	25	23	25		98
BUL	1	16	15	25	17		73
Set duration		0:25	0:22	0:29	0:26		1:42




BUL • Bulgaria



Spike

Succ. %
Limit: 15.00%

Rk	No	Name	Spikes	Faults	Shots	Total Attempts	Note
1	6	Milushev Danail	13	3	2	18	72.22
2	8	Skrimov Todor	10	3	6	19	52.63
-	14	Todorov Teodor	8	1	2	11	
-	17	Penchev Nikolay	6	1	3	10	
-	19	Sokolov Tsvetan	6	2	2	10	
-	15	Aleksiev Todor	6	1	2	9	
-	5	Gotsev Svetoslav	5	1	2	8	
-	3	Zhekov Andrey	1	1	-	2	
-	4	Bozhilov Martin	-	-	-	-	
-	7	Gradinarov Miroslav	-	-	-	-	
-	9	Dimitrov Dobromir	-	-	-	-	
-	13	Salparov Teodor	-	-	-	-	
Others			-	-	-	-	
Total Team			55	13	19	87	63.22



Block

Avg. by set


Rk	No	Name	Kill Blocks	Faults	Rebounds	Total Attempts	Note
1	14	Todorov Teodor	2	15	4	21	0.50
2	5	Gotsev Svetoslav	1	12	3	16	0.25
-	4	Bozhilov Martin	-	-	-	-	
-	7	Gradinarov Miroslav	-	-	-	-	
-	9	Dimitrov Dobromir	-	-	-	-	
-	13	Salparov Teodor	-	-	-	-	
-	19	Sokolov Tsvetan	-	1	1	2	
-	17	Penchev Nikolay	-	6	2	8	
-	3	Zhekov Andrey	-	7	-	7	
-	6	Milushev Danail	-	4	-	4	
-	8	Skrimov Todor	-	1	-	1	
-	15	Aleksiev Todor	-	1	-	1	
Others			-	-	-	-	
Total Team			3	47	10	60	0.75

Match: 75 Date: 11.09.2014 Spectators: 1'950
 City: KATOWICE
 Hall: SPODEK
 Match duration: Start: 20:25 End: 22:23 Total: 1:58

Teams	Sets	1	2	3	4	5	Total
GER	3	25	25	23	25		98
BUL	1	16	15	25	17		73
Set duration		0:25	0:22	0:29	0:26		1:42



BUL • Bulgaria




Serve

Avg. by set

Rk	No	Name	Aces	Faults	Serve Hits	Total Attempts	Note
1	17	Penchev Nikolay	1	2	8	11	0.25
1	3	Zhekov Andrey	1	3	12	16	0.25
1	8	Skrimov Todor	1	5	4	10	0.25
-	4	Bozhilov Martin	-	-	-	-	
-	9	Dimitrov Dobromir	-	-	-	-	
-	13	Salparov Teodor	-	-	-	-	
-	15	Aleksiev Todor	-	-	2	2	
-	14	Todorov Teodor	-	1	9	10	
-	5	Gotsev Svetoslav	-	1	7	8	
-	6	Milushev Danail	-	2	5	7	
-	19	Sokolov Tsvetan	-	3	4	7	
-	7	Gradinarov Miroslav	-	2	1	3	
Others			-	-	-	-	
Total Team			3	19	52	74	0.75

Team

Opponent errors & Team faults	12	-	12
-------------------------------	----	---	----



Dig

Avg. by set


Rk	No	Name	Digs	Faults	Receptions	Total Attempts	Note
1	13	Salparov Teodor	13	1	-	14	3.25
2	3	Zhekov Andrey	7	1	1	9	1.75
3	17	Penchev Nikolay	6	2	-	8	1.50
4	5	Gotsev Svetoslav	3	-	1	4	0.75
5	6	Milushev Danail	2	-	2	4	0.50
5	8	Skrimov Todor	2	-	-	2	0.50
7	14	Todorov Teodor	1	-	-	1	0.25
7	15	Aleksiev Todor	1	1	1	3	0.25
-	4	Bozhilov Martin	-	-	-	-	
-	7	Gradinarov Miroslav	-	-	-	-	
-	9	Dimitrov Dobromir	-	-	-	-	
-	19	Sokolov Tsvetan	-	-	1	1	
Others			-	-	-	-	
Total Team			35	5	6	46	8.75

Match: 75 Date: 11.09.2014 Spectators: 1'950
 City: KATOWICE
 Hall: SPODEK
 Match duration: Start: 20:25 End: 22:23 Total: 1:58

Teams	Sets	1	2	3	4	5	Total
GER	3	25	25	23	25		98
BUL	1	16	15	25	17		73
Set duration		0:25	0:22	0:29	0:26		1:42




BUL • Bulgaria



Set

Avg. by set

Rk	No	Name	Running Sets	Faults	Still Sets	Total Attempts	Note
1	3	Zhekov Andrey	33	-	44	77	8.25
-	4	Bozhilov Martin	-	-	-	-	
-	5	Gotsev Svetoslav	-	-	-	-	
-	6	Milushev Danail	-	-	-	-	
-	7	Gradinarov Miroslav	-	-	-	-	
-	8	Skrimov Todor	-	-	-	-	
-	9	Dimitrov Dobromir	-	-	-	-	
-	13	Salparov Teodor	-	-	-	-	
-	14	Todorov Teodor	-	-	-	-	
-	15	Aleksiev Todor	-	-	-	-	
-	17	Penchev Nikolay	-	-	-	-	
-	19	Sokolov Tsvetan	-	-	-	-	
Others			-	-	-	-	
Total Team			33	-	44	77	8.25



Reception

Eff. %
Limit: 25.00%

Rk	No	Name	Excellents	Faults	Serve Receptions	Total Attempts	Note
1	17	Penchev Nikolay	17	2	25	44	34.09
2	13	Salparov Teodor	9	5	8	22	18.18
-	8	Skrimov Todor	4	4	3	11	
-	4	Bozhilov Martin	-	-	1	1	
-	5	Gotsev Svetoslav	-	-	1	1	
-	3	Zhekov Andrey	-	-	-	-	
-	6	Milushev Danail	-	-	-	-	
-	7	Gradinarov Miroslav	-	-	-	-	
-	9	Dimitrov Dobromir	-	-	-	-	
-	14	Todorov Teodor	-	-	-	-	
-	19	Sokolov Tsvetan	-	-	-	-	
-	15	Aleksiev Todor	1	3	5	9	
Others			-	-	-	-	
Total Team			31	14	43	88	19.32

Match: 76 Date: 11.09.2014 Spectators: 3'577

City: WROCLAW


Hall: HALA STULECIA

Match duration: Start: 20:25 End: 22:28 Total: 2:03

Teams	Sets	1	2	3	4	5	Total
CUB	1	18	25	15	19		77
RUS	3	25	23	25	25		98
Set duration		0:23	0:32	0:25	0:27		1:47




CUB • Cuba



Spike

Succ. %
Limit: 15.00%

Rk	No	Name	Spikes	Faults	Shots	Total Attempts	Note
1	20	Uriarte Mestre Osmany Santiago	14	4	18	36	38.89
2	4	Jimenez Scull Javier Ernesto	11	8	14	33	33.33
-	8	Cepeda Abreu Rolando	4	1	6	11	
-	16	Mesa Sandoval Isbel	3	2	3	8	
-	13	Fiel Rodriguez David	3	-	4	7	
-	9	Osoria Rodriguez Livan	2	1	2	5	
-	3	Calvo Manzano Ricardo Norberto	1	-	-	1	
-	5	Macias Infante Leandro	-	-	1	1	
-	2	Romero Valdes Inovel	-	1	-	1	
-	6	Gutierrez Torna Keibel	-	-	-	-	
-	12	Alfonso Gavilan Abrahan	-	-	-	-	
-	17	Chapman Pineiro Felix Emilio	-	-	-	-	
Others			-	-	-	-	
Total Team			38	17	48	103	36.89



Block

Avg. by set

Rk	No	Name	Kill Blocks	Faults	Rebounds	Total Attempts	Note
1	16	Mesa Sandoval Isbel	3	15	4	22	0.75
2	8	Cepeda Abreu Rolando	2	-	-	2	0.50
2	20	Uriarte Mestre Osmany Santiago	2	4	2	8	0.50
4	9	Osoria Rodriguez Livan	1	-	-	1	0.25
4	4	Jimenez Scull Javier Ernesto	1	4	6	11	0.25
-	6	Gutierrez Torna Keibel	-	-	-	-	
-	12	Alfonso Gavilan Abrahan	-	-	-	-	
-	17	Chapman Pineiro Felix Emilio	-	-	-	-	
-	2	Romero Valdes Inovel	-	2	2	4	
-	5	Macias Infante Leandro	-	4	2	6	
-	13	Fiel Rodriguez David	-	10	2	12	
-	3	Calvo Manzano Ricardo Norberto	-	1	-	1	
Others			-	-	-	-	
Total Team			9	40	18	67	2.25

Match: 76 Date: 11.09.2014 Spectators: 3'577
 City: WROCLAW
 Hall: HALA STULECIA
 Match duration: Start: 20:25 End: 22:28 Total: 2:03

Teams	Sets	1	2	3	4	5	Total
CUB	1	18	25	15	19		77
RUS	3	25	23	25	25		98
Set duration		0:23	0:32	0:25	0:27		1:47



CUB • Cuba

Rk	No	Name	Aces	Faults	Serve Hits	Total Attempts	Note
1	12	Alfonso Gavilan Abrahan	1	2	1	4	0.25
-	6	Gutierrez Torna Keibel	-	-	-	-	
-	16	Mesa Sandoval Isbel	-	-	10	10	
-	5	Macias Infante Leandro	-	1	11	12	
-	4	Jimenez Scull Javier Ernesto	-	2	13	15	
-	13	Fiel Rodriguez David	-	2	11	13	
-	8	Cepeda Abreu Rolando	-	2	7	9	
-	20	Uriarte Mestre Osmany Santiago	-	2	7	9	
-	9	Osoria Rodriguez Livan	-	1	2	3	
-	2	Romero Valdes Inovel	-	1	-	1	
-	3	Calvo Manzano Ricardo Norberto	-	1	-	1	
-	17	Chapman Pineiro Felix Emilio	-	1	-	1	
Others			-	-	-	-	
Total Team			1	15	62	78	0.25



Serve

Avg. by set

Team	Opponent errors & Team faults	Aces	Faults	Total Attempts	Note
		29	1	30	

Rk	No	Name	Digs	Faults	Receptions	Total Attempts	Note
1	6	Gutierrez Torna Keibel	31	-	4	35	7.75
2	5	Macias Infante Leandro	10	1	4	15	2.50
3	20	Uriarte Mestre Osmany Santiago	7	3	2	12	1.75
4	4	Jimenez Scull Javier Ernesto	6	6	2	14	1.50
5	16	Mesa Sandoval Isbel	5	2	2	9	1.25
6	8	Cepeda Abreu Rolando	4	-	1	5	1.00
7	9	Osoria Rodriguez Livan	2	1	-	3	0.50
8	13	Fiel Rodriguez David	1	1	-	2	0.25
-	2	Romero Valdes Inovel	-	-	1	1	
-	3	Calvo Manzano Ricardo Norberto	-	-	-	-	
-	12	Alfonso Gavilan Abrahan	-	-	-	-	
-	17	Chapman Pineiro Felix Emilio	-	-	-	-	
Others			-	-	-	-	
Total Team			66	14	16	96	16.50



Dig


Avg. by set

Match: 76 Date: 11.09.2014 Spectators: 3'577
 City: WROCLAW
 Hall: HALA STULECIA
 Match duration: Start: 20:25 End: 22:28 Total: 2:03

Teams	Sets	1	2	3	4	5	Total
CUB	1	18	25	15	19		77
RUS	3	25	23	25	25		98
Set duration		0:23	0:32	0:25	0:27		1:47




CUB • Cuba



Set

Avg. by set

Rk	No	Name	Running Sets	Faults	Still Sets	Total Attempts	Note
1	5	Macias Infante Leandro	29	1	39	69	7.25
-	2	Romero Valdes Inovel	-	-	-	-	
-	3	Calvo Manzano Ricardo Norberto	-	-	-	-	
-	4	Jimenez Scull Javier Ernesto	-	-	-	-	
-	6	Gutierrez Torna Keibel	-	-	-	-	
-	8	Cepeda Abreu Rolando	-	-	-	-	
-	9	Osoria Rodriguez Livan	-	-	-	-	
-	12	Alfonso Gavilan Abraham	-	-	-	-	
-	13	Fiel Rodriguez David	-	-	-	-	
-	16	Mesa Sandoval Isbel	-	-	-	-	
-	17	Chapman Pineiro Felix Emilio	-	-	-	-	
-	20	Uriarte Mestre Osmany Santiago	-	-	-	-	
Others			-	-	-	-	
Total Team			29	1	39	69	7.25



Reception

Eff. %
Limit: 25.00%

Rk	No	Name	Excellents	Faults	Serve Receptions	Total Attempts	Note
1	20	Uriarte Mestre Osmany Santiago	13	7	22	42	14.29
-	6	Gutierrez Torna Keibel	9	1	5	15	
-	4	Jimenez Scull Javier Ernesto	1	1	7	9	
-	8	Cepeda Abreu Rolando	1	1	3	5	
-	2	Romero Valdes Inovel	1	-	1	2	
-	16	Mesa Sandoval Isbel	-	-	2	2	
-	5	Macias Infante Leandro	-	-	1	1	
-	3	Calvo Manzano Ricardo Norberto	-	-	-	-	
-	9	Osoria Rodriguez Livan	-	-	-	-	
-	12	Alfonso Gavilan Abraham	-	-	-	-	
-	13	Fiel Rodriguez David	-	-	-	-	
-	17	Chapman Pineiro Felix Emilio	-	-	-	-	
Others			-	-	-	-	
Total Team			25	10	41	76	19.74

Match: 76 Date: 11.09.2014 Spectators: 3'577

City: WROCLAW


Hall: HALA STULECIA

Match duration: Start: 20:25 End: 22:28 Total: 2:03

Teams	Sets	1	2	3	4	5	Total
CUB	1	18	25	15	19		77
RUS	3	25	23	25	25		98
Set duration		0:23	0:32	0:25	0:27		1:47




RUS • Russia



Spike

Succ. %
Limit: 15.00%

Rk	No	Name	Spikes	Faults	Shots	Total Attempts	Note
1	13	Muserskiy Dmitriy	10	1	4	15	66.67
2	15	Ilinykh Dmitriy	14	5	10	29	48.28
3	7	Pavlov Nikolay	13	5	9	27	48.15
-	10	Savin Sergey	5	-	5	10	
-	9	Spiridonov Alexey	3	2	5	10	
-	14	Volvich Artem	2	-	1	3	
-	3	Apalikov Nikolay	2	-	-	2	
-	5	Grankin Sergey	1	1	-	2	
-	2	Makarov Sergey	-	-	-	-	
-	8	Biriukov Denis	-	-	-	-	
-	18	Moroz Pavel	-	-	-	-	
-	20	Ermakov Artem	-	-	-	-	
Others			-	-	-	-	
Total Team			50	14	34	98	51.02



Block

Avg. by set


Rk	No	Name	Kill Blocks	Faults	Rebounds	Total Attempts	Note
1	13	Muserskiy Dmitriy	4	5	10	19	1.00
2	14	Volvich Artem	2	2	3	7	0.50
2	15	Ilinykh Dmitriy	2	3	1	6	0.50
4	5	Grankin Sergey	1	8	4	13	0.25
-	2	Makarov Sergey	-	-	-	-	
-	8	Biriukov Denis	-	-	-	-	
-	10	Savin Sergey	-	-	1	1	
-	18	Moroz Pavel	-	-	1	1	
-	20	Ermakov Artem	-	-	-	-	
-	7	Pavlov Nikolay	-	4	6	10	
-	9	Spiridonov Alexey	-	1	1	2	
-	3	Apalikov Nikolay	-	7	-	7	
Others			-	-	-	-	
Total Team			9	30	27	66	2.25

Match: 76 Date: 11.09.2014 Spectators: 3'577
 City: WROCLAW
 Hall: HALA STULECIA
 Match duration: Start: 20:25 End: 22:28 Total: 2:03

Teams	Sets	1	2	3	4	5	Total
CUB	1	18	25	15	19		77
RUS	3	25	23	25	25		98
Set duration		0:23	0:32	0:25	0:27		1:47



RUS • Russia




Serve

Avg. by set

Rk	No	Name	Aces	Faults	Serve Hits	Total Attempts	Note
1	7	Pavlov Nikolay	3	3	11	17	0.75
2	14	Volvich Artem	2	2	8	12	0.50
2	13	Muserskiy Dmitriy	2	3	12	17	0.50
4	15	Ilinykh Dmitriy	1	5	11	17	0.25
4	18	Moroz Pavel	1	1	1	3	0.25
-	2	Makarov Sergey	-	-	-	-	
-	8	Biriukov Denis	-	-	-	-	
-	20	Ermakov Artem	-	-	-	-	
-	5	Grankin Sergey	-	1	8	9	
-	10	Savin Sergey	-	2	6	8	
-	3	Apalikov Nikolay	-	3	8	11	
-	9	Spiridonov Alexey	-	1	2	3	
Others			-	-	-	-	
Total Team			9	21	67	97	2.25

Team

Opponent errors & Team faults	30	-	30
-------------------------------	----	---	----



Dig

Avg. by set

Rk	No	Name	Digs	Faults	Receptions	Total Attempts	Note
1	20	Ermakov Artem	17	2	2	21	4.25
2	5	Grankin Sergey	9	4	4	17	2.25
3	10	Savin Sergey	6	-	2	8	1.50
3	13	Muserskiy Dmitriy	6	-	4	10	1.50
5	3	Apalikov Nikolay	5	-	-	5	1.25
5	15	Ilinykh Dmitriy	5	1	2	8	1.25
7	7	Pavlov Nikolay	4	1	3	8	1.00
7	9	Spiridonov Alexey	4	2	1	7	1.00
9	14	Volvich Artem	2	-	-	2	0.50
10	18	Moroz Pavel	1	-	1	2	0.25
-	2	Makarov Sergey	-	-	-	-	
-	8	Biriukov Denis	-	-	-	-	
Others			-	-	-	-	
Total Team			59	10	19	88	14.75

Match: 76 Date: 11.09.2014 Spectators: 3'577

City: WROCLAW


Hall: HALA STULECIA

Match duration: Start: 20:25 End: 22:28 Total: 2:03

Teams	Sets	1	2	3	4	5	Total
CUB	1	18	25	15	19		77
RUS	3	25	23	25	25		98
Set duration		0:23	0:32	0:25	0:27		1:47




RUS • Russia



Set

Avg. by set

Rk	No	Name	Running Sets	Faults	Still Sets	Total Attempts	Note
1	5	Grankin Sergey	34	-	41	75	8.50
-	2	Makarov Sergey	-	-	1	1	
-	3	Apalikov Nikolay	-	-	-	-	
-	7	Pavlov Nikolay	-	-	-	-	
-	8	Biriukov Denis	-	-	-	-	
-	9	Spiridonov Alexey	-	-	-	-	
-	10	Savin Sergey	-	-	-	-	
-	13	Muserskiy Dmitriy	-	-	-	-	
-	14	Volvich Artem	-	-	-	-	
-	15	Ilinykh Dmitriy	-	-	-	-	
-	18	Moroz Pavel	-	-	-	-	
-	20	Ermakov Artem	-	-	-	-	
Others			-	-	-	-	
Total Team			34	-	42	76	8.50



Reception

Eff. %
Limit: 25.00%

Rk	No	Name	Excellents	Faults	Serve Receptions	Total Attempts	Note
1	10	Savin Sergey	8	1	7	16	43.75
2	15	Ilinykh Dmitriy	8	-	12	20	40.00
-	20	Ermakov Artem	10	1	3	14	
-	9	Spiridonov Alexey	7	-	6	13	
-	2	Makarov Sergey	-	-	-	-	
-	3	Apalikov Nikolay	-	-	-	-	
-	5	Grankin Sergey	-	-	-	-	
-	7	Pavlov Nikolay	-	-	-	-	
-	8	Biriukov Denis	-	-	-	-	
-	13	Muserskiy Dmitriy	-	-	-	-	
-	14	Volvich Artem	-	-	-	-	
-	18	Moroz Pavel	-	-	-	-	
Others			-	-	-	-	
Total Team			33	2	28	63	49.21



FIVBTM

FÉDÉRATION INTERNATIONALE
DE VOLLEYBALL