





Cumulative Statistics by Skills


스킬별 누적통계

HKG - Hong Kong, China

AFTER 1 MATCH

Scoring Spike	No	Name	Spikes	Faults	Shots	Total Attempts	Eff %
	1	LAM Mei	2	-	8	10	20.00
	4	FONG Sze Man	1	1	4	6	0.00
	5	TSANG Sze Nga	3	3	4	10	0.00
	7	YEUNG Sau Mei	5	6	8	19	0.00
	8	KOO Yung Yung	-	-	1	1	0.00
	9	LO Ka Yan	-	-	-	-	0.00
	10	FUNG Tsz Yan	-	-	-	-	0.00
	11	LEE Pui Shan	-	-	-	-	0.00
	12	LAW Ho Fung Thyllis	2	2	10	14	0.00
	14	LAM Yee Ting	-	1	2	3	0.00
	16	TSUI Ka Yee	-	-	-	-	0.00
	18	IP Hoi Lun Helen	3	1	3	7	28.57
	Team Totals			16	14	40	70

Scoring Block	No	Name	Kill Blocks	Faults	Rebounds	Total Attempts	Avg by Set
	1	LAM Mei	-	-	4	4	0.00
	4	FONG Sze Man	-	2	1	3	0.00
	5	TSANG Sze Nga	-	2	-	2	0.00
	7	YEUNG Sau Mei	1	-	1	2	0.33
	8	KOO Yung Yung	-	-	-	-	0.00
	9	LO Ka Yan	-	-	-	-	0.00
	10	FUNG Tsz Yan	-	-	-	-	0.00
	11	LEE Pui Shan	-	-	-	-	0.00
	12	LAW Ho Fung Thyllis	-	2	1	3	0.00
	14	LAM Yee Ting	-	-	1	1	0.00
	16	TSUI Ka Yee	-	-	-	-	0.00
	18	IP Hoi Lun Helen	2	2	3	7	0.67
	Team Totals			3	8	11	22

Scoring Service	No	Name	Aces	Faults	Serve Hits	Total Attempts	Avg by Set
	1	LAM Mei	-	1	8	9	0.00
	4	FONG Sze Man	-	1	3	4	0.00
	5	TSANG Sze Nga	-	2	6	8	0.00
	7	YEUNG Sau Mei	2	-	5	7	0.67
	8	KOO Yung Yung	-	-	-	-	0.00
	9	LO Ka Yan	-	-	-	-	0.00
	10	FUNG Tsz Yan	-	-	-	-	0.00
	11	LEE Pui Shan	-	-	1	1	0.00
	12	LAW Ho Fung Thyllis	-	1	2	3	0.00
	14	LAM Yee Ting	1	-	6	7	0.33
	16	TSUI Ka Yee	-	-	-	-	0.00
	18	IP Hoi Lun Helen	-	-	2	2	0.00
	Team Totals			3	5	33	41

Team	Opponent Errors & Team Faults	19	
-------------	--	----	--





Cumulative Statistics by Skills


스킬별 누적통계

HKG - Hong Kong, China

AFTER 1 MATCH

Non-Scoring Dig	No	Name	Digs	Faults	Receptions	Total Attempts	Avg by Set
	1	LAM Mei	2	5	7	14	0.67
	4	FONG Sze Man	-	-	2	2	0.00
	5	TSANG Sze Nga	-	-	2	2	0.00
	7	YEUNG Sau Mei	1	2	2	5	0.33
	8	KOO Yung Yung	-	-	-	-	0.00
	9	LO Ka Yan	-	1	1	2	0.00
	10	FUNG Tsz Yan	-	-	-	-	0.00
	11	LEE Pui Shan	-	1	-	1	0.00
	12	LAW Ho Fung Thyllis	-	1	2	3	0.00
	14	LAM Yee Ting	2	6	3	11	0.67
	16	TSUI Ka Yee	3	3	9	15	1.00
	18	IP Hoi Lun Helen	-	-	1	1	0.00
Team Totals			8	19	29	56	2.67

Non-Scoring Set	No	Name	Running Sets	Faults	Still Sets	Total Attempts	Avg by Set
	1	LAM Mei	-	-	3	3	0.00
	4	FONG Sze Man	-	1	3	4	0.00
	5	TSANG Sze Nga	-	-	4	4	0.00
	7	YEUNG Sau Mei	-	-	1	1	0.00
	8	KOO Yung Yung	-	-	-	-	0.00
	9	LO Ka Yan	-	-	-	-	0.00
	10	FUNG Tsz Yan	-	-	-	-	0.00
	11	LEE Pui Shan	-	-	-	-	0.00
	12	LAW Ho Fung Thyllis	-	-	1	1	0.00
	14	LAM Yee Ting	13	1	37	51	4.33
	16	TSUI Ka Yee	-	-	6	6	0.00
	18	IP Hoi Lun Helen	-	-	2	2	0.00
Team Totals			13	2	57	72	4.33

Non-Scoring Reception	No	Name	Excellents	Faults	Serve Receptions	Total Attempts	Succ %
	1	LAM Mei	1	1	10	12	8.33
	4	FONG Sze Man	-	1	3	4	0.00
	5	TSANG Sze Nga	-	-	-	-	0.00
	7	YEUNG Sau Mei	1	2	5	8	12.50
	8	KOO Yung Yung	-	-	-	-	0.00
	9	LO Ka Yan	-	-	-	-	0.00
	10	FUNG Tsz Yan	-	-	-	-	0.00
	11	LEE Pui Shan	-	3	3	6	0.00
	12	LAW Ho Fung Thyllis	2	2	10	14	14.29
	14	LAM Yee Ting	-	1	-	1	0.00
	16	TSUI Ka Yee	4	4	8	16	25.00
	18	IP Hoi Lun Helen	-	-	-	-	0.00
Team Totals			8	14	39	61	13.11

LEGEND			
Avg	Average	Eff%	Efficiency
Succ%	Success %		

Timing and Results provided by Tissot





Cumulative Statistics by Skills


스킬별 누적통계

IND - India

AFTER 1 MATCH

Scoring Spike	No	Name	Spikes	Faults	Shots	Total Attempts	Eff %	
	1	PRIYANKA Khedkar	-	-	-	-	0.00	
	3	REKHA S	1	2	6	9	0.00	
	4	ANUSRI Ghosh	5	2	8	15	20.00	
	5	POORNIMA M S	3	1	5	9	22.22	
	7	SOUMYA V	2	5	7	14	0.00	
	8	SHEEBA P V	-	2	3	5	0.00	
	9	TIJI Raju	1	2	3	6	0.00	
	10	NIRMALA	3	3	9	15	0.00	
	12	TERIN Antony	2	-	-	2	100.00	
	13	PREETI Singh	-	-	-	-	0.00	
	14	SRUTIMOL N	-	-	-	-	0.00	
	15	RESHMA P P	-	-	1	1	0.00	
	Team Totals			17	17	42	76	0.00

Scoring Block	No	Name	Kill Blocks	Faults	Rebounds	Total Attempts	Avg by Set	
	1	PRIYANKA Khedkar	-	-	-	-	0.00	
	3	REKHA S	-	2	-	2	0.00	
	4	ANUSRI Ghosh	-	-	7	7	0.00	
	5	POORNIMA M S	-	1	1	2	0.00	
	7	SOUMYA V	-	-	1	1	0.00	
	8	SHEEBA P V	-	-	-	-	0.00	
	9	TIJI Raju	-	1	2	3	0.00	
	10	NIRMALA	-	-	2	2	0.00	
	12	TERIN Antony	-	1	1	2	0.00	
	13	PREETI Singh	-	-	-	-	0.00	
	14	SRUTIMOL N	-	-	-	-	0.00	
	15	RESHMA P P	-	-	-	-	0.00	
	Team Totals				5	14	19	0.00

Scoring Service	No	Name	Aces	Faults	Serve Hits	Total Attempts	Avg by Set	
	1	PRIYANKA Khedkar	-	-	-	-	0.00	
	3	REKHA S	-	-	1	1	0.00	
	4	ANUSRI Ghosh	1	1	2	4	0.33	
	5	POORNIMA M S	-	1	3	4	0.00	
	7	SOUMYA V	-	-	1	1	0.00	
	8	SHEEBA P V	-	-	1	1	0.00	
	9	TIJI Raju	1	1	5	7	0.33	
	10	NIRMALA	-	1	5	6	0.00	
	12	TERIN Antony	-	3	3	6	0.00	
	13	PREETI Singh	-	-	-	-	0.00	
	14	SRUTIMOL N	-	-	-	-	0.00	
	15	RESHMA P P	-	-	1	1	0.00	
	Team Totals			2	7	22	31	0.67

Team	Opponent Errors & Team Faults	11	
-------------	--	----	--





Cumulative Statistics by Skills


스킬별 누적통계

IND - India

AFTER 1 MATCH

Non-Scoring Dig	No	Name	Digs	Faults	Receptions	Total Attempts	Avg by Set	
	1	PRIYANKA Khedkar	2	7	6	15	0.67	
	3	REKHA S	-	5	3	8	0.00	
	4	ANUSRI Ghosh	-	-	3	3	0.00	
	5	POORNIMA M S	-	1	2	3	0.00	
	7	SOUMYA V	-	-	4	4	0.00	
	8	SHEEBA P V	-	-	2	2	0.00	
	9	TIJI Raju	-	1	8	9	0.00	
	10	NIRMALA	-	1	6	7	0.00	
	12	TERIN Antony	-	3	2	5	0.00	
	13	PREETI Singh	-	-	-	-	0.00	
	14	SRUTIMOL N	-	-	-	-	0.00	
	15	RESHMA P P	-	1	-	1	0.00	
	Team Totals			2	19	36	57	0.67

Non-Scoring Set	No	Name	Running Sets	Faults	Still Sets	Total Attempts	Avg by Set	
	1	PRIYANKA Khedkar	-	-	5	5	0.00	
	3	REKHA S	-	-	1	1	0.00	
	4	ANUSRI Ghosh	-	-	1	1	0.00	
	5	POORNIMA M S	-	-	1	1	0.00	
	7	SOUMYA V	-	-	-	-	0.00	
	8	SHEEBA P V	-	-	-	-	0.00	
	9	TIJI Raju	-	-	1	1	0.00	
	10	NIRMALA	-	-	-	-	0.00	
	12	TERIN Antony	14	1	48	63	4.67	
	13	PREETI Singh	-	-	-	-	0.00	
	14	SRUTIMOL N	-	-	-	-	0.00	
	15	RESHMA P P	-	-	-	-	0.00	
	Team Totals			14	1	57	72	4.67

Non-Scoring Reception	No	Name	Excellents	Faults	Serve Receptions	Total Attempts	Succ %	
	1	PRIYANKA Khedkar	4	2	5	11	36.36	
	3	REKHA S	5	-	5	10	50.00	
	4	ANUSRI Ghosh	-	-	-	-	0.00	
	5	POORNIMA M S	-	-	-	-	0.00	
	7	SOUMYA V	4	4	10	18	22.22	
	8	SHEEBA P V	-	-	1	1	0.00	
	9	TIJI Raju	-	-	4	4	0.00	
	10	NIRMALA	4	3	8	15	26.67	
	12	TERIN Antony	-	-	-	-	0.00	
	13	PREETI Singh	-	-	-	-	0.00	
	14	SRUTIMOL N	-	-	-	-	0.00	
	15	RESHMA P P	1	-	1	2	50.00	
	Team Totals			18	9	34	61	29.51

LEGEND			
Avg	Eff%	Succ%	
Average	Efficiency	Success %	

Timing and Results provided by Tissot





Cumulative Statistics by Skills


스킬별 누적통계

KOR - Republic of Korea

AFTER 1 MATCH

Scoring Spike	No	Name	Spikes	Faults	Shots	Total Attempts	Eff %
	3	LEE Hyohee	2	-	1	3	66.67
	4	KIM Heejin	3	2	5	10	10.00
	5	KIM Haeran	-	-	-	-	0.00
	7	LEE Jaeyeong	-	-	-	-	0.00
	8	NAM Jieyoun	-	-	-	-	0.00
	9	LEE Dayeong	1	1	1	3	0.00
	10	KIM Yeonkoug	5	-	1	6	83.33
	12	HAN Songyi	-	-	-	-	0.00
	13	PARK Jeongah	6	1	11	18	27.78
	14	YANG Hyojin	8	-	5	13	61.54
	16	BAE Yoona	10	2	4	16	50.00
19	BAEK Mokhwa	5	-	4	9	55.56	
Team Totals			40	6	32	78	43.59

Scoring Block	No	Name	Kill Blocks	Faults	Rebounds	Total Attempts	Avg by Set
	3	LEE Hyohee	-	1	-	1	0.00
	4	KIM Heejin	1	1	3	5	0.33
	5	KIM Haeran	-	-	-	-	0.00
	7	LEE Jaeyeong	-	-	-	-	0.00
	8	NAM Jieyoun	-	-	-	-	0.00
	9	LEE Dayeong	-	-	-	-	0.00
	10	KIM Yeonkoug	-	-	-	-	0.00
	12	HAN Songyi	-	-	-	-	0.00
	13	PARK Jeongah	-	2	3	5	0.00
	14	YANG Hyojin	3	1	2	6	1.00
	16	BAE Yoona	1	1	1	3	0.33
19	BAEK Mokhwa	-	-	1	1	0.00	
Team Totals			5	6	10	21	1.67

Scoring Service	No	Name	Aces	Faults	Serve Hits	Total Attempts	Avg by Set
	3	LEE Hyohee	3	-	19	22	1.00
	4	KIM Heejin	1	1	10	12	0.33
	5	KIM Haeran	-	-	-	-	0.00
	7	LEE Jaeyeong	-	-	-	-	0.00
	8	NAM Jieyoun	-	-	1	1	0.00
	9	LEE Dayeong	1	-	3	4	0.33
	10	KIM Yeonkoug	-	-	1	1	0.00
	12	HAN Songyi	-	-	2	2	0.00
	13	PARK Jeongah	2	1	6	9	0.67
	14	YANG Hyojin	1	2	8	11	0.33
	16	BAE Yoona	1	1	8	10	0.33
19	BAEK Mokhwa	-	-	1	1	0.00	
Team Totals			9	5	59	73	3.00

Team	Opponent Errors & Team Faults	21	
-------------	--	----	--





Cumulative Statistics by Skills


스킬별 누적통계

KOR - Republic of Korea

AFTER 1 MATCH

Non-Scoring Dig	No	Name	Digs	Faults	Receptions	Total Attempts	Avg by Set	
	3	LEE Hyohee	-	1	7	8	0.00	
	4	KIM Heejin	-	1	3	4	0.00	
	5	KIM Haeran	3	1	11	15	1.00	
	7	LEE Jaeyeong	-	-	-	-	0.00	
	8	NAM Jieyoun	1	-	3	4	0.33	
	9	LEE Dayeong	-	-	2	2	0.00	
	10	KIM Yeonkoug	-	-	-	-	0.00	
	12	HAN Songyi	1	1	1	3	0.33	
	13	PARK Jeongah	1	-	7	8	0.33	
	14	YANG Hyojin	-	-	3	3	0.00	
	16	BAE Yoona	2	1	6	9	0.67	
	19	BAEK Mokhwa	2	-	3	5	0.67	
	Team Totals			10	5	46	61	3.33

Non-Scoring Set	No	Name	Running Sets	Faults	Still Sets	Total Attempts	Avg by Set	
	3	LEE Hyohee	20	-	21	41	6.67	
	4	KIM Heejin	1	-	-	1	0.33	
	5	KIM Haeran	1	-	2	3	0.33	
	7	LEE Jaeyeong	-	-	-	-	0.00	
	8	NAM Jieyoun	1	-	3	4	0.33	
	9	LEE Dayeong	5	-	6	11	1.67	
	10	KIM Yeonkoug	-	-	-	-	0.00	
	12	HAN Songyi	2	-	1	3	0.67	
	13	PARK Jeongah	-	-	1	1	0.00	
	14	YANG Hyojin	2	-	-	2	0.67	
	16	BAE Yoona	-	-	-	-	0.00	
	19	BAEK Mokhwa	1	-	1	2	0.33	
	Team Totals			33	-	35	68	11.00

Non-Scoring Reception	No	Name	Excellents	Faults	Serve Receptions	Total Attempts	Succ %	
	3	LEE Hyohee	-	-	-	-	0.00	
	4	KIM Heejin	-	-	-	-	0.00	
	5	KIM Haeran	6	1	3	10	60.00	
	7	LEE Jaeyeong	-	-	-	-	0.00	
	8	NAM Jieyoun	2	1	3	6	33.33	
	9	LEE Dayeong	-	-	-	-	0.00	
	10	KIM Yeonkoug	1	-	-	1	100.00	
	12	HAN Songyi	-	-	1	1	0.00	
	13	PARK Jeongah	1	-	-	1	100.00	
	14	YANG Hyojin	-	-	-	-	0.00	
	16	BAE Yoona	1	-	1	2	50.00	
	19	BAEK Mokhwa	1	-	1	2	50.00	
	Team Totals			12	2	9	23	52.17

LEGEND			
Avg	Eff%	Succ%	
Average	Efficiency	Success %	

Timing and Results provided by Tissot





Cumulative Statistics by Skills


스킬별 누적통계

TPE - Chinese Taipei

AFTER 1 MATCH

Scoring Spike	No	Name	Spikes	Faults	Shots	Total Attempts	Eff %	
	3	CHANG Yu Chia	1	-	-	1	100.00	
	5	CHEN Yi Ju	2	2	6	10	0.00	
	6	HO Yen Chih	1	-	2	3	33.33	
	8	YANG Yi Chen	2	-	-	2	100.00	
	9	CHANG Li Wen	-	1	1	2	0.00	
	11	CHEN Wan Ting	17	1	4	22	72.73	
	12	YANG Meng Hua	-	-	-	-	0.00	
	13	WEN I Tzu	3	-	2	5	60.00	
	15	LEE Tzu Ying	4	4	8	16	0.00	
	16	TSENG Wan Ling	5	-	3	8	62.50	
	17	CHANG Chen Yin	5	3	3	11	18.18	
	18	CHEN Tzu Ya	2	1	1	4	25.00	
	Team Totals			42	12	30	84	35.71

Scoring Block	No	Name	Kill Blocks	Faults	Rebounds	Total Attempts	Avg by Set	
	3	CHANG Yu Chia	-	-	-	-	0.00	
	5	CHEN Yi Ju	-	2	5	7	0.00	
	6	HO Yen Chih	-	-	-	-	0.00	
	8	YANG Yi Chen	-	-	2	2	0.00	
	9	CHANG Li Wen	-	-	-	-	0.00	
	11	CHEN Wan Ting	-	1	1	2	0.00	
	12	YANG Meng Hua	-	-	-	-	0.00	
	13	WEN I Tzu	-	-	-	-	0.00	
	15	LEE Tzu Ying	-	1	1	2	0.00	
	16	TSENG Wan Ling	1	2	1	4	0.33	
	17	CHANG Chen Yin	1	1	2	4	0.33	
	18	CHEN Tzu Ya	-	-	-	-	0.00	
	Team Totals			2	7	12	21	0.67

Scoring Service	No	Name	Aces	Faults	Serve Hits	Total Attempts	Avg by Set	
	3	CHANG Yu Chia	1	-	6	7	0.33	
	5	CHEN Yi Ju	1	1	4	6	0.33	
	6	HO Yen Chih	-	-	-	-	0.00	
	8	YANG Yi Chen	1	-	9	10	0.33	
	9	CHANG Li Wen	-	-	-	-	0.00	
	11	CHEN Wan Ting	1	1	6	8	0.33	
	12	YANG Meng Hua	-	-	-	-	0.00	
	13	WEN I Tzu	-	-	7	7	0.00	
	15	LEE Tzu Ying	-	-	6	6	0.00	
	16	TSENG Wan Ling	2	2	4	8	0.67	
	17	CHANG Chen Yin	5	2	6	13	1.67	
	18	CHEN Tzu Ya	2	3	5	10	0.67	
	Team Totals			13	9	53	75	4.33

Team	Opponent Errors & Team Faults	18	
-------------	--	----	--





Cumulative Statistics by Skills


스킬별 누적통계

TPE - Chinese Taipei

AFTER 1 MATCH

Non-Scoring Dig	No	Name	Digs	Faults	Receptions	Total Attempts	Avg by Set	
	3	CHANG Yu Chia	-	-	1	1	0.00	
	5	CHEN Yi Ju	-	-	5	5	0.00	
	6	HO Yen Chih	-	-	1	1	0.00	
	8	YANG Yi Chen	-	1	3	4	0.00	
	9	CHANG Li Wen	-	2	-	2	0.00	
	11	CHEN Wan Ting	-	-	3	3	0.00	
	12	YANG Meng Hua	8	-	11	19	2.67	
	13	WEN I Tzu	1	-	3	4	0.33	
	15	LEE Tzu Ying	4	-	6	10	1.33	
	16	TSENG Wan Ling	-	-	1	1	0.00	
	17	CHANG Chen Yin	2	-	5	7	0.67	
	18	CHEN Tzu Ya	-	1	4	5	0.00	
	Team Totals			15	4	43	62	5.00

Non-Scoring Set	No	Name	Running Sets	Faults	Still Sets	Total Attempts	Avg by Set	
	3	CHANG Yu Chia	8	2	12	22	2.67	
	5	CHEN Yi Ju	1	-	-	1	0.33	
	6	HO Yen Chih	-	-	-	-	0.00	
	8	YANG Yi Chen	23	1	21	45	7.67	
	9	CHANG Li Wen	-	-	-	-	0.00	
	11	CHEN Wan Ting	1	-	2	3	0.33	
	12	YANG Meng Hua	4	-	3	7	1.33	
	13	WEN I Tzu	-	-	-	-	0.00	
	15	LEE Tzu Ying	-	-	-	-	0.00	
	16	TSENG Wan Ling	-	-	1	1	0.00	
	17	CHANG Chen Yin	-	-	3	3	0.00	
	18	CHEN Tzu Ya	-	-	1	1	0.00	
	Team Totals			37	3	43	83	12.33

Non-Scoring Reception	No	Name	Excellents	Faults	Serve Receptions	Total Attempts	Succ %	
	3	CHANG Yu Chia	-	-	-	-	0.00	
	5	CHEN Yi Ju	-	-	-	-	0.00	
	6	HO Yen Chih	-	-	-	-	0.00	
	8	YANG Yi Chen	-	-	-	-	0.00	
	9	CHANG Li Wen	-	-	-	-	0.00	
	11	CHEN Wan Ting	-	-	-	-	0.00	
	12	YANG Meng Hua	5	2	7	14	35.71	
	13	WEN I Tzu	1	-	-	1	100.00	
	15	LEE Tzu Ying	5	1	6	12	41.67	
	16	TSENG Wan Ling	-	-	-	-	0.00	
	17	CHANG Chen Yin	1	-	2	3	33.33	
	18	CHEN Tzu Ya	1	-	4	5	20.00	
	Team Totals			13	3	19	35	37.14

LEGEND			
Avg	Eff%	Succ%	
Average	Efficiency	Success %	

Timing and Results provided by Tissot



Match No.: 1

Start List

출전선수 목록

KOR vs IND

P1

First Referee: SALEEM Ahmed (MDV)

Second Referee: CHUNG Ching Ju (TPE)

KOR - Republic Of Korea Uniform colour:

No.	C/L	Name	Shirt Name	Height m / ft in	Weight kg / lbs	Highest Reach		Date of Birth	Tournament Totals					
						Spike cm	Block cm		Spike	Block	Serve	Total	%	
3		LEE Hyohee	lee hyohee	1.73/5'8"	60/132	280	271	9 SEP 1980						
4		KIM Heejin	kim heejin	1.85/6'1"	77/170	300	295	29 APR 1991						
5	L	KIM Haeran	kim haeran	1.68/5'6"	60/132	280	270	16 MAR 1984						
7		LEE Jaeyeong	lee jaeyeong	1.79/5'10"	66/146	282	263	15 OCT 1996						
8		NAM Jiyeoun	nam jiyeoun	1.72/5'8"	63/139	285	273	25 MAY 1983						
9		LEE Dayeong	lee dayeong	1.79/5'10"	63/139	282	263	15 OCT 1996						
10	C	KIM Yeonkoug	kim yeonkoug	1.92/6'4"	73/161	307	299	26 FEB 1988						
12		HAN Songyi	han songyi	1.86/6'1"	65/143	305	295	5 SEP 1984						
13		PARK Jeongah	park jeongah	1.85/6'1"	68/150	300	290	26 MAR 1993						
14		YANG Hyojin	yang hyojin	1.80/5'11"	72/159	287	280	14 DEC 1989						
16		BAE Yoona	bae yoona	1.80/5'11"	67/148	303	294	30 NOV 1989						
19		BAEK Mokhwa	baek mokhwa	1.77/5'10"	61/134	280	277	30 AUG 1989						
Coach		LEE Sungoo (KOR)			Assistant Coach		EO Changsun (KOR)							

IND - India Uniform colour:

No.	C/L	Name	Shirt Name	Height m / ft in	Weight kg / lbs	Highest Reach		Date of Birth	Tournament Totals					
						Spike cm	Block cm		Spike	Block	Serve	Total	%	
1	L	PRIYANKA Khedkar	Priyanka	1.60/5'3"	58/128	260	252	1 NOV 1984						
3		REKHA S	Rekha	1.71/5'7"	63/139	286	273	4 OCT 1992						
4		ANUSRI Ghosh	Anusri	1.84/6'0"	68/150	282	275	9 OCT 1994						
5		POORNIMA M S	Poornima	1.78/5'10"	74/163	283	284	8 MAR 1993						
7		SOUMYA V	Soumya	1.70/5'7"	67/148	287	271	20 MAY 1990						
8		SHEEBA P V	Sheeba	1.77/5'10"	65/143	297	292	8 JAN 1983						
9		TIJI Raju	Tiji	1.79/5'10"	66/146	297	280	27 JUL 1986						
10		NIRMALA	Nirmala	1.74/5'9"	66/146	275	264	29 SEP 1996						
12	C	TERIN Antony	Terin	1.74/5'9"	61/134	278	277	12 OCT 1985						
13		PREETI Singh	Preeti	1.90/6'3"	70/154	290	279	2 JUN 1995						
14		SRUTIMOL N	Srutimol	1.79/5'10"	60/132	292	287	14 APR 1990						
15		RESHMA P P	Reshma	1.73/5'8"	63/139	284	283	26 NOV 1993						
Coach		TAILOR Ram Prasad (IND)			Assistant Coach		PHADTARE Vaishali Khasherao (IND)							

LEGEND	
%	Percent of total team scoring
C	Team Captain
L	Libero Player

Timing and Results provided by Tissot



Match No.: 2

Start List

출전선수 목록

TPE vs HKG

P1

First Referee: SUNG Haeyoeun (KOR)

Second Referee: PIMTHONGKHONBURI Sasiprapa (THA)

TPE - Chinese Taipei Uniform colour:

No.	C/L	Name	Shirt Name	Height m / ft in	Weight kg / lbs	Highest Reach		Date of Birth	Tournament Totals					
						Spike cm	Block cm		Spike	Block	Serve	Total	%	
3		CHANG Yu Chia	CHANG Y.C.	1.72/5'8"	70/154	275	265	27 JAN 1996						
5		CHEN Yi Ju	CHEN Y.J.	1.74/5'9"	64/141	277	275	21 DEC 1989						
6		HO Yen Chih	HO Y.C.	1.71/5'7"	63/139	280	270	26 NOV 1987						
8		YANG Yi Chen	YANG Y.C.	1.66/5'5"	62/137	262	258	4 APR 1992						
9		CHANG Li Wen	CHANG L.W.	1.76/5'9"	65/143	285	275	27 FEB 1995						
11	C	CHEN Wan Ting	CHEN W.T.	1.78/5'10"	67/148	290	280	25 NOV 1990						
12	L	YANG Meng Hua	YANG M. H.	1.70/5'7"	68/150	270	262	15 AUG 1991						
13		WEN I Tzu	WEN I.T.	1.75/5'9"	64/141	281	273	31 OCT 1991						
15		LEE Tzu Ying	LEE T.Y.	1.74/5'9"	71/157	274	265	4 JUL 1994						
16		TSENG Wan Ling	TSENT W.L.	1.70/5'7"	63/139	290	277	13 MAY 1996						
17		CHANG Chen Yin	CHANG C.Y.	1.80/5'11"	65/143	288	275	28 MAR 1991						
18		CHEN Tzu Ya	CHEN T.Y.	1.77/5'10"	64/141	278	268	26 AUG 1997						
Coach		HUANG Chih Nan (TPE)			Assistant Coach		LIN Ming Hui (TPE)							

HKG - Hong Kong, China Uniform colour:

No.	C/L	Name	Shirt Name	Height m / ft in	Weight kg / lbs	Highest Reach		Date of Birth	Tournament Totals					
						Spike cm	Block cm		Spike	Block	Serve	Total	%	
1		LAM Mei	m. lam	1.72/5'8"	62/137	276	259	6 DEC 1985						
4		FONG Sze Man	s.m. fong	1.75/5'9"	67/148	279	267	30 JAN 1990						
5		TSANG Sze Nga	s.n. tsang	1.74/5'9"	58/128	286	273	7 MAY 1987						
7	C	YEUNG Sau Mei	s.m. yeung	1.83/6'0"	55/121	294	276	30 AUG 1985						
8		KOO Yung Yung	y.y. koo	1.78/5'10"	68/150	285	270	22 AUG 1995						
9		LO Ka Yan	k.y. lo	1.75/5'9"	63/139	276	266	25 JUN 1989						
10		FUNG Tsz Yan	t.y. fung	1.77/5'10"	67/148	274	266	13 JUL 1994						
11		LEE Pui Shan	p.s. lee	1.64/5'5"	63/139	266	256	17 SEP 1987						
12		LAW Ho Fung Thyllis	h.f. law	1.69/5'7"	68/150	269	261	10 MAY 1995						
14		LAM Yee Ting	y.t. lam	1.67/5'6"	59/130	273	255	26 DEC 1990						
16	L	TSUI Ka Yee	k.y. tsui	1.65/5'5"	50/110	270	260	30 JUL 1986						
18		IP Hoi Lun Helen	h.l. ip	1.75/5'9"	69/152	281	268	24 OCT 1990						
Coach		LI Yuk Hing (HKG)			Assistant Coach		CHEUNG Chi Wai (HKG)							

LEGEND			
%	Percent of total team scoring	C	Team Captain
L	Libero Player		

Timing and Results provided by Tissot



SAT 20 SEP 2014
Start Time: 17:35 / End Time: 18:38

Match No.: 1

Match Results

경기 결과

Match Duration: 1h 03m
Spectators: 2500

P2

KOR vs IND
3 0

Teams	Sets	1	2	3	Total
KOR	3	25	25	25	75
IND	0	5	12	13	30
	Playing Time	16m	21m	19m	56m

First Referee: SALEEM Ahmed (MDV)

Second Referee: CHUNG Ching Ju (TPE)

KOR - Republic of Korea

No	C/L	Name	1	2	3	4	5	Pts
3		LEE Hyohee	3	6	6			5
4		KIM Heejin	2	5	3			5
5	L	KIM Haeran	L	L	L			
7		LEE Jaeyeong						
8		NAM Jieyoun		19	19			
9		LEE Dayeong			3			2
10	C	KIM Yeonkoug	4					5
12		HAN Songyi	6					
13		PARK Jeongah	1	4	5			8
14		YANG Hyojin	5	2	2			12
16		BAE Yoona		3	4			12
19		BAEK Mokhwa	10	1	1			5

IND - India

No	C/L	Name	1	2	3	4	5	Pts
1	L	PRIYANKA Khedkar	L	L	L			
3		REKHA S	10		7			1
4		ANUSRI Ghosh	6	1	6			6
5		POORNIMA M S		5	4			3
7		SOUMYA V	5	6	5			2
8		SHEEBA P V	4					
9		TIJI Raju	3	4	3			2
10		NIRMALA	2	3	2			3
12	C	TERIN Antony	1	2	1			2
13		PREETI Singh						
14		SRUTIMOL N						
15		RESHMA P P			7			

TEAM AND PLAYER PERFORMANCES

Won	Total Atts	No Name
40	78	Total Team
10	16	16 BAE Yoona
8	13	14 YANG Hyojin
6	18	13 PARK Jeongah
5	21	Total Team
3	6	14 YANG Hyojin
1	5	4 KIM Heejin
1	3	16 BAE Yoona
9	73	Total Team
3	22	3 LEE Hyohee
2	9	13 PARK Jeongah
1	4	9 LEE Dayeong
21		Total Team
75	172	Total Team
12	30	14 YANG Hyojin
82 km/h		4 KIM Heejin

Scoring Skills
Spike
Block
Serve
Opp Error
Total
Best Scorer
Fastest Serve

Won	Total Atts	No Name
17	76	Total Team
5	15	4 ANUSRI Ghosh
3	9	5 POORNIMA M S
3	15	10 NIRMALA
	19	Total Team
2	31	Total Team
1	7	9 TIJI Raju
1	4	4 ANUSRI Ghosh
11		Total Team
30	126	Total Team
6	26	4 ANUSRI Ghosh
72 km/h		10 NIRMALA

LEGEND

Atts Attempts
L Libero player
n Starting line-up where n = starting position on court (i.e. positions 1 to 6)
Opp Opponent

C Team Captain
L Substitute libero
nn Substitute where nn = jersey number of out going player
Pts Points scored

Timing and Results provided by Tissot



SAT 20 SEP 2014
Start Time: 14:00 / End Time: 15:08

Match No.: 2

Match Results

경기 결과

Match Duration: 1h 08m
Spectators: 220

P2

TPE vs HKG

3 0

Teams	Sets	1	2	3	Total
TPE	3	25	25	25	75
HKG	0	10	12	19	41
	Playing Time	19m	20m	23m	1h 02m

First Referee: SUNG Haeyoeun (KOR)

Second Referee: PIMTHONGKHONBURI Sasiprapa (THA)

TPE - Chinese Taipei								
No	C/L	Name	1	2	3	4	5	Pts
3		CHANG Yu Chia			1			2
5		CHEN Yi Ju	6	6	6			3
6		HO Yen Chih		15				1
8		YANG Yi Chen	1	1				3
9		CHANG Li Wen			11			
11	C	CHEN Wan Ting	4	4	4			18
12	L	YANG Meng Hua	L	L	L			
13		WEN I Tzu	3	3				3
15		LEE Tzu Ying	5	5	5			4
16		TSENG Wan Ling		13	3			8
17		CHANG Chen Yin	2	2				11
18		CHEN Tzu Ya	17		2			4

HKG - Hong Kong, China								
No	C/L	Name	1	2	3	4	5	Pts
1		LAM Mei	2	2	2			2
4		FONG Sze Man		4				1
5		TSANG Sze Nga	3	3	3			3
7	C	YEUNG Sau Mei	4		4			8
8		KOO Yung Yung	7					
9		LO Ka Yan			12			
10		FUNG Tsz Yan						
11		LEE Pui Shan		12				
12		LAW Ho Fung Thyllis	5	5	5			2
14		LAM Yee Ting	1	1	1			1
16	L	TSUI Ka Yee	L	L	L			
18		IP Hoi Lun Helen	6	6	6			5

TEAM AND PLAYER PERFORMANCES

Won	Total Atts	No Name
42	84	Total Team
17	22	11 CHEN Wan Ting
5	8	16 TSENG Wan Ling
5	11	17 CHANG Chen Yin
2	21	Total Team
1	4	17 CHANG Chen Yin
1	4	16 TSENG Wan Ling
13	75	Total Team
5	13	17 CHANG Chen Yin
2	8	16 TSENG Wan Ling
2	10	18 CHEN Tzu Ya
18		Total Team
75	180	Total Team
18	32	11 CHEN Wan Ting
69 km/h		17 CHANG Chen Yin

Scoring Skills
Spike
Block
Serve
Opp Error
Total
Best Scorer
Fastest Serve

Won	Total Atts	No Name
16	70	Total Team
5	19	7 YEUNG Sau Mei
3	7	18 IP Hoi Lun Helen
3	10	5 TSANG Sze Nga
3	22	Total Team
2	7	18 IP Hoi Lun Helen
1	2	7 YEUNG Sau Mei
3	41	Total Team
2	7	7 YEUNG Sau Mei
1	7	14 LAM Yee Ting
19		Total Team
41	133	Total Team
8	28	7 YEUNG Sau Mei
68 km/h		5 TSANG Sze Nga

LEGEND

Atts Attempts
L Libero player
n Starting line-up where n = starting position on court (i.e. positions 1 to 6)
Opp Opponent

C Team Captain
L Substitute libero
nn Substitute where nn = jersey number of out going player
Pts Points scored

Timing and Results provided by Tissot



Match No.: 1

Match Statistics

경기 통계

Match Duration: 1h 03m
Spectators: 2500

P3


KOR vs IND
3 0

Teams	Sets	1	2	3	Total
KOR	3	25	25	25	75
IND	0	5	12	13	30
	Playing Time	16m	21m	19m	56m


First Referee: SALEEM Ahmed (MDV)

Second Referee: CHUNG Ching Ju (TPE)


KOR - Republic of Korea

Scoring Spike

Limit 15.00%

Rk	No	Name	Spikes	Faults	Shots	Total Attempts	Eff %
1	14	YANG Hyojin	8	-	5	13	61.54
2	16	BAE Yoona	10	2	4	16	50.00
3	13	PARK Jeongah	6	1	11	18	27.78
	4	KIM Heejin	3	2	5	10	
	19	BAEK Mokhwa	5	-	4	9	
	10	KIM Yeonkoung	5	-	1	6	
	3	LEE Hyohee	2	-	1	3	
	9	LEE Dayeong	1	1	1	3	
	5	KIM Haeran	-	-	-	-	
	7	LEE Jaeyeong	-	-	-	-	
	8	NAM Jieyoun	-	-	-	-	
	12	HAN Songyi	-	-	-	-	
Team Totals			40	6	32	78	43.59

Scoring Block


Rk	No	Name	Kill Blocks	Faults	Rebounds	Total Attempts	Avg by Set
1	14	YANG Hyojin	3	1	2	6	1.00
2	4	KIM Heejin	1	1	3	5	0.33
2	16	BAE Yoona	1	1	1	3	0.33
4	13	PARK Jeongah	-	2	3	5	0.00
4	19	BAEK Mokhwa	-	-	1	1	0.00
4	3	LEE Hyohee	-	1	-	1	0.00
	5	KIM Haeran	-	-	-	-	
	7	LEE Jaeyeong	-	-	-	-	
	8	NAM Jieyoun	-	-	-	-	
	9	LEE Dayeong	-	-	-	-	
	10	KIM Yeonkoung	-	-	-	-	
	12	HAN Songyi	-	-	-	-	
Team Totals			5	6	10	21	1.67

Scoring Service


Rk	No	Name	Aces	Faults	Serve Hits	Total Attempts	Avg by Set
1	3	LEE Hyohee	3	-	19	22	1.00
2	13	PARK Jeongah	2	1	6	9	0.67
3	4	KIM Heejin	1	1	10	12	0.33
3	14	YANG Hyojin	1	2	8	11	0.33
3	16	BAE Yoona	1	1	8	10	0.33
3	9	LEE Dayeong	1	-	3	4	0.33
7	12	HAN Songyi	-	-	2	2	0.00
7	8	NAM Jieyoun	-	-	1	1	0.00
7	10	KIM Yeonkoung	-	-	1	1	0.00
7	19	BAEK Mokhwa	-	-	1	1	0.00
	5	KIM Haeran	-	-	-	-	
	7	LEE Jaeyeong	-	-	-	-	
Team Totals			9	5	59	73	3.00

Team

Opponent Errors & Team Faults	21
-------------------------------	----

Timing and Results provided by Tissot



Match No.: 1

Match Statistics

경기 통계

Match Duration: 1h 03m
Spectators: 2500

P3


KOR vs IND
3 0

Teams	Sets	1	2	3	Total
KOR	3	25	25	25	75
IND	0	5	12	13	30
	Playing Time	16m	21m	19m	56m


First Referee: SALEEM Ahmed (MDV)

Second Referee: CHUNG Ching Ju (TPE)

KOR - Republic of Korea

Non-Scoring Dig


Rk	No	Name	Digs	Faults	Receptions	Total Attempts	Avg by Set
1	5	KIM Haeran	3	1	11	15	1.00
2	16	BAE Yoona	2	1	6	9	0.67
2	19	BAEK Mokhwa	2	-	3	5	0.67
4	13	PARK Jeongah	1	-	7	8	0.33
4	8	NAM Jieyoun	1	-	3	4	0.33
4	12	HAN Songyi	1	1	1	3	0.33
7	3	LEE Hyohee	-	1	7	8	0.00
7	4	KIM Heejin	-	1	3	4	0.00
7	14	YANG Hyojin	-	-	3	3	0.00
7	9	LEE Dayeong	-	-	2	2	0.00
7	7	LEE Jaeyeong	-	-	-	-	-
	10	KIM Yeonkoug	-	-	-	-	-
Team Totals			10	5	46	61	3.33

Non-Scoring Set


Rk	No	Name	Running Sets	Faults	Still Sets	Total Attempts	Avg by Set
1	3	LEE Hyohee	20	-	21	41	6.67
2	9	LEE Dayeong	5	-	6	11	1.67
3	12	HAN Songyi	2	-	1	3	0.67
3	14	YANG Hyojin	2	-	-	2	0.67
5	8	NAM Jieyoun	1	-	3	4	0.33
5	5	KIM Haeran	1	-	2	3	0.33
5	19	BAEK Mokhwa	1	-	1	2	0.33
5	4	KIM Heejin	1	-	-	1	0.33
9	13	PARK Jeongah	-	-	1	1	0.00
7	7	LEE Jaeyeong	-	-	-	-	-
10	10	KIM Yeonkoug	-	-	-	-	-
16	16	BAE Yoona	-	-	-	-	-
Team Totals			33		35	68	11.00

Non-Scoring Reception

Limit
25.00%

Rk	No	Name	Excellents	Faults	Serve Receptions	Total Attempts	Succ %
1	5	KIM Haeran	6	1	3	10	60.00
2	8	NAM Jieyoun	2	1	3	6	33.33
	16	BAE Yoona	1	-	1	2	
	19	BAEK Mokhwa	1	-	1	2	
	10	KIM Yeonkoug	1	-	-	1	
	12	HAN Songyi	-	-	1	1	
	13	PARK Jeongah	1	-	-	1	
	3	LEE Hyohee	-	-	-	-	
	4	KIM Heejin	-	-	-	-	
	7	LEE Jaeyeong	-	-	-	-	
	9	LEE Dayeong	-	-	-	-	
	14	YANG Hyojin	-	-	-	-	
Team Totals			12	2	9	23	52.17



Match No.: 1

Match Statistics

경기 통계

Match Duration: 1h 03m
Spectators: 2500

P3


KOR vs IND
3 0

Teams	Sets	1	2	3	Total
KOR	3	25	25	25	75
IND	0	5	12	13	30
	Playing Time	16m	21m	19m	56m


First Referee: SALEEM Ahmed (MDV)

Second Referee: CHUNG Ching Ju (TPE)


IND - India

Scoring Spike

Limit
15.00%

Rk	No	Name	Spikes	Faults	Shots	Total Attempts	Eff %
1	4	ANUSRI Ghosh	5	2	8	15	20.00
	10	NIRMALA	3	3	9	15	
	7	SOUMYA V	2	5	7	14	
	5	POORNIMA M S	3	1	5	9	
	3	REKHA S	1	2	6	9	
	9	TIJI Raju	1	2	3	6	
	8	SHEEBA P V	-	2	3	5	
	12	TERIN Antony	2	-	-	2	
	15	RESHMA P P	-	-	1	1	
	1	PRIYANKA Khedkar	-	-	-	-	
	13	PREETI Singh	-	-	-	-	
	14	SRUTIMOL N	-	-	-	-	
Team Totals			17	17	42	76	0.00

Scoring Block


Rk	No	Name	Kill Blocks	Faults	Rebounds	Total Attempts	Avg by Set
1	4	ANUSRI Ghosh	-	-	7	7	0.00
1	9	TIJI Raju	-	1	2	3	0.00
1	10	NIRMALA	-	-	2	2	0.00
1	5	POORNIMA M S	-	1	1	2	0.00
1	12	TERIN Antony	-	1	1	2	0.00
1	3	REKHA S	-	2	-	2	0.00
1	7	SOUMYA V	-	-	1	1	0.00
	1	PRIYANKA Khedkar	-	-	-	-	
	8	SHEEBA P V	-	-	-	-	
	13	PREETI Singh	-	-	-	-	
	14	SRUTIMOL N	-	-	-	-	
	15	RESHMA P P	-	-	-	-	
Team Totals				5	14	19	0.00

Scoring Service


Rk	No	Name	Aces	Faults	Serve Hits	Total Attempts	Avg by Set
1	9	TIJI Raju	1	1	5	7	0.33
1	4	ANUSRI Ghosh	1	1	2	4	0.33
3	10	NIRMALA	-	1	5	6	0.00
3	12	TERIN Antony	-	3	3	6	0.00
3	5	POORNIMA M S	-	1	3	4	0.00
3	3	REKHA S	-	-	1	1	0.00
3	7	SOUMYA V	-	-	1	1	0.00
3	8	SHEEBA P V	-	-	1	1	0.00
3	15	RESHMA P P	-	-	1	1	0.00
	1	PRIYANKA Khedkar	-	-	-	-	
	13	PREETI Singh	-	-	-	-	
	14	SRUTIMOL N	-	-	-	-	
Team Totals			2	7	22	31	0.67

Team
Opponent Errors & Team Faults

11

Timing and Results provided by Tissot



Match No.: 1

Match Statistics

경기 통계

Match Duration: 1h 03m
Spectators: 2500

P3


KOR vs IND
3 0

Teams	Sets	1	2	3	Total
KOR	3	25	25	25	75
IND	0	5	12	13	30
	Playing Time	16m	21m	19m	56m


First Referee: SALEEM Ahmed (MDV)

Second Referee: CHUNG Ching Ju (TPE)

IND - India

Non-Scoring Dig


Rk	No	Name	Digs	Faults	Receptions	Total Attempts	Avg by Set
1	1	PRIYANKA Khedkar	2	7	6	15	0.67
2	9	TIJI Raju	-	1	8	9	0.00
2	3	REKHA S	-	5	3	8	0.00
2	10	NIRMALA	-	1	6	7	0.00
2	12	TERIN Antony	-	3	2	5	0.00
2	7	SOUMYA V	-	-	4	4	0.00
2	4	ANUSRI Ghosh	-	-	3	3	0.00
2	5	POORNIMA M S	-	1	2	3	0.00
2	8	SHEEBA P V	-	-	2	2	0.00
2	15	RESHMA P P	-	1	-	1	0.00
	13	PREETI Singh	-	-	-	-	-
	14	SRUTIMOL N	-	-	-	-	-
Team Totals			2	19	36	57	0.67

Non-Scoring Set


Rk	No	Name	Running Sets	Faults	Still Sets	Total Attempts	Avg by Set
1	12	TERIN Antony	14	1	48	63	4.67
2	1	PRIYANKA Khedkar	-	-	5	5	0.00
2	3	REKHA S	-	-	1	1	0.00
2	4	ANUSRI Ghosh	-	-	1	1	0.00
2	5	POORNIMA M S	-	-	1	1	0.00
2	9	TIJI Raju	-	-	1	1	0.00
	7	SOUMYA V	-	-	-	-	-
	8	SHEEBA P V	-	-	-	-	-
	10	NIRMALA	-	-	-	-	-
	13	PREETI Singh	-	-	-	-	-
	14	SRUTIMOL N	-	-	-	-	-
	15	RESHMA P P	-	-	-	-	-
Team Totals			14	1	57	72	4.67

Non-Scoring Reception

Limit
25.00%

Rk	No	Name	Excellents	Faults	Serve Receptions	Total Attempts	Succ %
1	3	REKHA S	5	-	5	10	50.00
2	1	PRIYANKA Khedkar	4	2	5	11	36.36
3	10	NIRMALA	4	3	8	15	26.67
4	7	SOUMYA V	4	4	10	18	22.22
	9	TIJI Raju	-	-	4	4	-
	15	RESHMA P P	1	-	1	2	-
	8	SHEEBA P V	-	-	1	1	-
	4	ANUSRI Ghosh	-	-	-	-	-
	5	POORNIMA M S	-	-	-	-	-
	12	TERIN Antony	-	-	-	-	-
	13	PREETI Singh	-	-	-	-	-
	14	SRUTIMOL N	-	-	-	-	-
Team Totals			18	9	34	61	29.51

LEGEND							
Avg	Average	Eff%	Efficiency	Rk	Rank	Succ%	Success %

Timing and Results provided by Tissot



Match No.: 2

Match Statistics

경기 통계

Match Duration: 1h 08m
Spectators: 220

P3


TPE vs HKG
3 0

Teams	Sets	1	2	3	Total
TPE	3	25	25	25	75
HKG	0	10	12	19	41
	Playing Time	19m	20m	23m	1h 02m


First Referee: SUNG Haeyoeun (KOR)

Second Referee: PIMTHONGKHONBURI Sasiprapa (THA)


TPE - Chinese Taipei

Scoring Spike

Limit 15.00%

Rk	No	Name	Spikes	Faults	Shots	Total Attempts	Eff %
1	11	CHEN Wan Ting	17	1	4	22	72.73
	15	LEE Tzu Ying	4	4	8	16	
	17	CHANG Chen Yin	5	3	3	11	
	5	CHEN Yi Ju	2	2	6	10	
	16	TSENG Wan Ling	5	-	3	8	
	13	WEN I Tzu	3	-	2	5	
	18	CHEN Tzu Ya	2	1	1	4	
	6	HO Yen Chih	1	-	2	3	
	8	YANG Yi Chen	2	-	-	2	
	9	CHANG Li Wen	-	1	1	2	
	3	CHANG Yu Chia	1	-	-	1	
	12	YANG Meng Hua	-	-	-	-	
Team Totals			42	12	30	84	35.71

Scoring Block


Rk	No	Name	Kill Blocks	Faults	Rebounds	Total Attempts	Avg by Set
1	17	CHANG Chen Yin	1	1	2	4	0.33
1	16	TSENG Wan Ling	1	2	1	4	0.33
3	5	CHEN Yi Ju	-	2	5	7	0.00
3	8	YANG Yi Chen	-	-	2	2	0.00
3	11	CHEN Wan Ting	-	1	1	2	0.00
3	15	LEE Tzu Ying	-	1	1	2	0.00
	3	CHANG Yu Chia	-	-	-	-	
	6	HO Yen Chih	-	-	-	-	
	9	CHANG Li Wen	-	-	-	-	
	12	YANG Meng Hua	-	-	-	-	
	13	WEN I Tzu	-	-	-	-	
	18	CHEN Tzu Ya	-	-	-	-	
Team Totals			2	7	12	21	0.67

Scoring Service


Rk	No	Name	Aces	Faults	Serve Hits	Total Attempts	Avg by Set
1	17	CHANG Chen Yin	5	2	6	13	1.67
2	18	CHEN Tzu Ya	2	3	5	10	0.67
2	16	TSENG Wan Ling	2	2	4	8	0.67
4	8	YANG Yi Chen	1	-	9	10	0.33
4	11	CHEN Wan Ting	1	1	6	8	0.33
4	3	CHANG Yu Chia	1	-	6	7	0.33
4	5	CHEN Yi Ju	1	1	4	6	0.33
8	13	WEN I Tzu	-	-	7	7	0.00
8	15	LEE Tzu Ying	-	-	6	6	0.00
	6	HO Yen Chih	-	-	-	-	
	9	CHANG Li Wen	-	-	-	-	
	12	YANG Meng Hua	-	-	-	-	
Team Totals			13	9	53	75	4.33

Team

Opponent Errors & Team Faults	18
-------------------------------	----

Timing and Results provided by Tissot



SAT 20 SEP 2014

Start Time: 14:00 / End Time: 15:08

Match No.: 2

Match Statistics

경기 통계

Match Duration: 1h 08m

Spectators: 220

P3

TPE vs HKG


3 0


Teams	Sets	1	2	3	Total
TPE	3	25	25	25	75
HKG	0	10	12	19	41
	Playing Time	19m	20m	23m	1h 02m


First Referee: SUNG Haeyoeun (KOR)

Second Referee: PIMTHONGKHONBURI Sasiprapa (THA)

TPE - Chinese Taipei

Non-Scoring Dig	Rk	No	Name	Digs	Faults	Receptions	Total Attempts	Avg by Set	
	1	12	YANG Meng Hua	8	-	11	19	2.67	
	2	15	LEE Tzu Ying	4	-	6	10	1.33	
	3	17	CHANG Chen Yin	2	-	5	7	0.67	
	4	13	WEN I Tzu	1	-	3	4	0.33	
	5	5	CHEN Yi Ju	-	-	5	5	0.00	
	5	18	CHEN Tzu Ya	-	1	4	5	0.00	
	5	8	YANG Yi Chen	-	1	3	4	0.00	
	5	11	CHEN Wan Ting	-	-	3	3	0.00	
	5	9	CHANG Li Wen	-	2	-	2	0.00	
	5	3	CHANG Yu Chia	-	-	1	1	0.00	
	5	6	HO Yen Chih	-	-	1	1	0.00	
	5	16	TSENG Wan Ling	-	-	1	1	0.00	
	Team Totals				15	4	43	62	5.00

Non-Scoring Set	Rk	No	Name	Running Sets	Faults	Still Sets	Total Attempts	Avg by Set	
	1	8	YANG Yi Chen	23	1	21	45	7.67	
	2	3	CHANG Yu Chia	8	2	12	22	2.67	
	3	12	YANG Meng Hua	4	-	3	7	1.33	
	4	11	CHEN Wan Ting	1	-	2	3	0.33	
	4	5	CHEN Yi Ju	1	-	-	1	0.33	
	6	17	CHANG Chen Yin	-	-	3	3	0.00	
	6	16	TSENG Wan Ling	-	-	1	1	0.00	
	6	18	CHEN Tzu Ya	-	-	1	1	0.00	
		6	HO Yen Chih	-	-	-	-	-	
		9	CHANG Li Wen	-	-	-	-	-	
		13	WEN I Tzu	-	-	-	-	-	
		15	LEE Tzu Ying	-	-	-	-	-	
	Team Totals				37	3	43	83	12.33

Non-Scoring Reception	Rk	No	Name	Excellents	Faults	Serve Receptions	Total Attempts	Succ %		
	1	15	LEE Tzu Ying	5	1	6	12	41.67		
	2	12	YANG Meng Hua	5	2	7	14	35.71		
		18	CHEN Tzu Ya	1	-	4	5	-		
		17	CHANG Chen Yin	1	-	2	3	-		
		13	WEN I Tzu	1	-	-	1	-		
		3	CHANG Yu Chia	-	-	-	-	-		
		5	CHEN Yi Ju	-	-	-	-	-		
		6	HO Yen Chih	-	-	-	-	-		
		8	YANG Yi Chen	-	-	-	-	-		
		9	CHANG Li Wen	-	-	-	-	-		
		11	CHEN Wan Ting	-	-	-	-	-		
		16	TSENG Wan Ling	-	-	-	-	-		
	Limit									
	25.00%	Team Totals				13	3	19	35	37.14

Timing and Results provided by Tissot



SAT 20 SEP 2014

Start Time: 14:00 / End Time: 15:08

Match No.: 2

Match Statistics

경기 통계

Match Duration: 1h 08m

Spectators: 220

P3

TPE vs HKG


3 0


Teams	Sets	1	2	3	Total
TPE	3	25	25	25	75
HKG	0	10	12	19	41
	Playing Time	19m	20m	23m	1h 02m


First Referee: SUNG Haeyoeun (KOR)

Second Referee: PIMTHONGKHONBURI Sasiprapa (THA)

HKG - Hong Kong, China

Scoring Spike	Rk	No	Name	Spikes	Faults	Shots	Total Attempts	Eff %	
		12	LAW Ho Fung Thyllis	2	2	10	14		
		7	YEUNG Sau Mei	5	6	8	19		
		1	LAM Mei	2	-	8	10		
		5	TSANG Sze Nga	3	3	4	10		
		18	IP Hoi Lun Helen	3	1	3	7		
		4	FONG Sze Man	1	1	4	6		
		14	LAM Yee Ting	-	1	2	3		
		8	KOO Yung Yung	-	-	1	1		
		9	LO Ka Yan	-	-	-	-		
		10	FUNG Tsz Yan	-	-	-	-		
		11	LEE Pui Shan	-	-	-	-		
		16	TSUI Ka Yee	-	-	-	-		
	Limit								
	15.00%								
	Team Totals				16	14	40	70	2.86

Scoring Block	Rk	No	Name	Kill Blocks	Faults	Rebounds	Total Attempts	Avg by Set	
	1	18	IP Hoi Lun Helen	2	2	3	7	0.67	
	2	7	YEUNG Sau Mei	1	-	1	2	0.33	
	3	1	LAM Mei	-	-	4	4	0.00	
	3	4	FONG Sze Man	-	2	1	3	0.00	
	3	12	LAW Ho Fung Thyllis	-	2	1	3	0.00	
	3	5	TSANG Sze Nga	-	2	-	2	0.00	
	3	14	LAM Yee Ting	-	-	1	1	0.00	
		8	KOO Yung Yung	-	-	-	-		
		9	LO Ka Yan	-	-	-	-		
		10	FUNG Tsz Yan	-	-	-	-		
		11	LEE Pui Shan	-	-	-	-		
		16	TSUI Ka Yee	-	-	-	-		
	Team Totals				3	8	11	22	1.00

Scoring Service	Rk	No	Name	Aces	Faults	Serve Hits	Total Attempts	Avg by Set	
	1	7	YEUNG Sau Mei	2	-	5	7	0.67	
	2	14	LAM Yee Ting	1	-	6	7	0.33	
	3	1	LAM Mei	-	1	8	9	0.00	
	3	5	TSANG Sze Nga	-	2	6	8	0.00	
	3	4	FONG Sze Man	-	1	3	4	0.00	
	3	12	LAW Ho Fung Thyllis	-	1	2	3	0.00	
	3	18	IP Hoi Lun Helen	-	-	2	2	0.00	
	3	11	LEE Pui Shan	-	-	1	1	0.00	
		8	KOO Yung Yung	-	-	-	-		
		9	LO Ka Yan	-	-	-	-		
		10	FUNG Tsz Yan	-	-	-	-		
		16	TSUI Ka Yee	-	-	-	-		
	Team Totals				3	5	33	41	1.00

Team	Opponent Errors & Team Faults	19
-------------	--	----

Timing and Results provided by Tissot



SAT 20 SEP 2014

Start Time: 14:00 / End Time: 15:08

Match No.: 2

Match Statistics

경기 통계

Match Duration: 1h 08m

Spectators: 220

P3

TPE vs HKG


3 0


Teams	Sets	1	2	3	Total
TPE	3	25	25	25	75
HKG	0	10	12	19	41
	Playing Time	19m	20m	23m	1h 02m


First Referee: SUNG Haeyo Eun (KOR)

Second Referee: PIMTHONGKHONBURI Sasiprapa (THA)

HKG - Hong Kong, China

Non-Scoring Dig	Rk	No	Name	Digs	Faults	Receptions	Total Attempts	Avg by Set	
	1	16	TSUI Ka Yee	3	3	9	15	1.00	
	2	1	LAM Mei	2	5	7	14	0.67	
	2	14	LAM Yee Ting	2	6	3	11	0.67	
	4	7	YEUNG Sau Mei	1	2	2	5	0.33	
	5	12	LAW Ho Fung Thyllis	-	1	2	3	0.00	
	5	4	FONG Sze Man	-	-	2	2	0.00	
	5	5	TSANG Sze Nga	-	-	2	2	0.00	
	5	9	LO Ka Yan	-	1	1	2	0.00	
	5	18	IP Hoi Lun Helen	-	-	1	1	0.00	
	5	11	LEE Pui Shan	-	1	-	1	0.00	
		8	KOO Yung Yung	-	-	-	-	-	-
		10	FUNG Tsz Yan	-	-	-	-	-	-
	Team Totals				8	19	29	56	2.67

Non-Scoring Set	Rk	No	Name	Running Sets	Faults	Still Sets	Total Attempts	Avg by Set
	1	14	LAM Yee Ting	13	1	37	51	4.33
	2	16	TSUI Ka Yee	-	-	6	6	0.00
	2	5	TSANG Sze Nga	-	-	4	4	0.00
	2	4	FONG Sze Man	-	1	3	4	0.00
	2	1	LAM Mei	-	-	3	3	0.00
	2	18	IP Hoi Lun Helen	-	-	2	2	0.00
	2	7	YEUNG Sau Mei	-	-	1	1	0.00
	2	12	LAW Ho Fung Thyllis	-	-	1	1	0.00
		8	KOO Yung Yung	-	-	-	-	-
		9	LO Ka Yan	-	-	-	-	-
		10	FUNG Tsz Yan	-	-	-	-	-
		11	LEE Pui Shan	-	-	-	-	-
Team Totals				13	2	57	72	4.33

Non-Scoring Reception	Rk	No	Name	Excellents	Faults	Serve Receptions	Total Attempts	Succ %
	1	16	TSUI Ka Yee	4	4	8	16	25.00
	2	12	LAW Ho Fung Thyllis	2	2	10	14	14.29
	3	1	LAM Mei	1	1	10	12	8.33
		7	YEUNG Sau Mei	1	2	5	8	-
		11	LEE Pui Shan	-	3	3	6	-
		4	FONG Sze Man	-	1	3	4	-
		14	LAM Yee Ting	-	1	-	1	-
		5	TSANG Sze Nga	-	-	-	-	-
		8	KOO Yung Yung	-	-	-	-	-
		9	LO Ka Yan	-	-	-	-	-
		10	FUNG Tsz Yan	-	-	-	-	-
		18	IP Hoi Lun Helen	-	-	-	-	-
	Team Totals				8	14	39	61

LEGEND		Eff%		Rk		Succ%	
Avg	Average	Eff%	Efficiency	Rk	Rank	Succ%	Success %

Timing and Results provided by Tissot



Results Table - Preliminary Round

결과표 - 조별리그

As of SAT 20 SEP 2014 at 18:43

P4

Pool A				Points per Set					Total Points	Match Duration	Spectators
Match	Date	Teams	Sets	1	2	3	4	5			
1	20 SEP 2014	KOR vs IND	3 - 0	25 - 5	25 - 12	25 - 13			75 - 30	1h 03m	2,500
3	21 SEP 2014	THA vs JPN									
5	22 SEP 2014	IND vs JPN									
10	23 SEP 2014	KOR vs THA									
11	24 SEP 2014	THA vs IND									
16	25 SEP 2014	KOR vs JPN									

Pool B				Points per Set					Total Points	Match Duration	Spectators
Match	Date	Teams	Sets	1	2	3	4	5			
2	20 SEP 2014	TPE vs HKG	3 - 0	25 - 10	25 - 12	25 - 19			75 - 41	1h 07m	220
4	21 SEP 2014	KAZ vs CHN									
6	22 SEP 2014	HKG vs KAZ									
7	22 SEP 2014	MDV vs TPE									
8	23 SEP 2014	CHN vs HKG									
9	23 SEP 2014	KAZ vs MDV									
12	24 SEP 2014	MDV vs CHN									
13	24 SEP 2014	TPE vs KAZ									
14	25 SEP 2014	CHN vs TPE									
15	25 SEP 2014	HKG vs MDV									

Statistics of	Average match duration	Average spectators	Total spectators
Preliminary Round	3m	65	2,720

Pool A																		
Rank	Team	Ranking Points	Matches			Results Details						Sets		Points				
			Played	Won	Lost	3-0	3-1	3-2	2-3	1-3	0-3	Won	Lost	Ratio	Won	Lost	Ratio	
1	KOR	3	1	1	0	1							3	0	MAX	75	30	2.500
2	IND	0	1	0	1								0	3	0.000	30	75	0.400
	THA																	
	JPN																	

Pool B																		
Rank	Team	Ranking Points	Matches			Results Details						Sets		Points				
			Played	Won	Lost	3-0	3-1	3-2	2-3	1-3	0-3	Won	Lost	Ratio	Won	Lost	Ratio	
1	TPE	3	1	1	0	1							3	0	MAX	75	41	1.829
2	HKG	0	1	0	1								0	3	0.000	41	75	0.547
	CHN																	
	KAZ																	
	MDV																	

LEGEND

MAX Ratio with no points or sets lost Ratio Ratio of points or sets won/lost

Timing and Results provided by Tissot