



Match No.: 45

Start List  
출전선수 목록

IND vs JPN  
P1

First Referee: BOONSIROJ Prasertsak (THA)

Second Referee: KIM Jongheun (KOR)

IND - India Uniform colour:

No.	C/L	Name	Shirt Name	Height m / ft in	Weight kg / lbs	Highest Reach		Date of Birth	Tournament Totals				
						Spike cm	Block cm		Spike	Block	Serve	Total	%
1		GOVINDARAJAN RAMAKRISHNAN Vaishnav	vaishu	2.05/6'9"	98/216	353	330	11 FEB 1991	17	5		22	8.63
3		MANDEEP Singh	mandeep	2.00/6'7"	91/201	342	328	17 OCT 1989	7	3		10	3.92
4	C	RANJIT Singh	ranjit	1.92/6'4"	90/198	325	316	19 JUL 1993		2	1	3	1.18
6		CHARLES Jerome Vinith	jerome	1.98/6'6"	88/194	345	325	26 JUN 1992	6			6	2.35
10		KHOIWAL Dilip	dilip	1.95/6'5"	78/172	344	321	16 AUG 1991	4			4	1.57
12		NAVJIT Singh	navjit	2.05/6'9"	95/209	340	328	1 JUL 1991	21	3	3	27	10.59
13		PRABAGARAN	Prabha	1.93/6'4"	75/165	348	320	3 NOV 1988	36	6	3	45	17.65
14	L	SIVASUBRAMANIAN Kanagaraj	kanakaraj	1.78/5'10"	75/165	305	285	7 MAY 1991					
16		MOHAN Ukkrapandian	ukkra	1.91/6'3"	82/181	325	315	15 MAY 1989	5	2	2	9	3.53
17		GURINDER Singh	gurinder	1.95/6'5"	92/203	339	323	5 JUN 1989	46	1	1	48	18.82
18		MANIDURAI Naveen Raja Jacob	naveen	1.89/6'2"	87/192	333	318	10 JAN 1989	39	4	3	46	18.04
19		KATARIYA Lavmeet	lavmeet	1.94/6'4"	88/194	351	323	7 SEP 1993	26	7	2	35	13.73
Coach			GARUDAPURAM ESSNIPADI Sridharan (IND)			Assistant Coach			RAMASAMY Kamaraj (IND)				

Results in these  
Competition

Phase	Opponent	Sets	Points per Set
Preliminary Round	HKG	3 - 1	23-25, 25-18, 25-16, 25-21
Preliminary Round	MDV	3 - 0	25-10, 25-19, 25-17
Preliminary Round	IRI	0 - 3	22-25, 22-25, 18-25
Play-Off	KOR	0 - 3	22-25, 25-27, 18-25
Play-Off	QAT	0 - 3	20-25, 20-25, 20-25

JPN - Japan Uniform colour:

No.	C/L	Name	Shirt Name	Height m / ft in	Weight kg / lbs	Highest Reach		Date of Birth	Tournament Totals				
						Spike cm	Block cm		Spike	Block	Serve	Total	%
1		SHIMIZU Kunihiro	shimizu	1.92/6'4"	97/214	345	335	11 AUG 1986	48	4	4	56	20.22
6		UCHIYAMA Shohei	uchiyama	1.85/6'1"	75/165	330	310	1 NOV 1987					
7	C	KOSHIKAWA Yu	koshikawa	1.89/6'2"	87/192	340	320	30 JUN 1984	57	2	17	76	27.44
8		TSUBAKIYAMA Ryosuke	tsubakiyama	1.97/6'6"	103/227	345	330	18 JUL 1988	18	2	1	21	7.58
11		YANAGIDA Masahiro	yanagida	1.86/6'1"	78/172	335	315	6 JUL 1992	4			4	1.44
12		YAMAUCHI Akihiro	yamauchi	2.04/6'8"	72/159	348	328	30 NOV 1993	15	13	3	31	11.19
13		FUKATSU Hideomi	fukatsu	1.81/5'11"	71/157	330	305	1 JUN 1990	2	5	2	9	3.25
14		ISHIKAWA Yuki	ishikawa	1.91/6'3"	74/163	345	330	11 DEC 1995	15	1	1	17	6.14
16		DEKITA Takashi	dekita	1.99/6'6"	99/218	350	330	13 AUG 1991	21	7	1	29	10.47
17	L	NAGANO Takeshi	nagano	1.76/5'9"	69/152	315	300	11 JUL 1985					
18		YONEYAMA Yuta	yuta	1.85/6'1"	85/187	340	320	29 AUG 1984	26	2	1	29	10.47
19		FUSHIMI Yamato	fushimi	2.07/6'9"	118/260	340	325	24 DEC 1991	5			5	1.81
Coach			NAMBU Masashi (JPN)			Assistant Coach			SHIMBO Koichiro (JPN)				

Results in these  
Competition

Phase	Opponent	Sets	Points per Set
Preliminary Round	KSA	3 - 0	25-15, 25-14, 25-12
Preliminary Round	PAK	3 - 0	25-23, 25-23, 25-23
Preliminary Round	KUW	3 - 1	25-15, 22-25, 25-15, 25-17
Play-Off	THA	3 - 0	25-22, 25-22, 25-17
Play-Off	CHN	3 - 0	25-18, 25-20, 25-17

LEGEND			
%	Percent of total team scoring	C	Team Captain
		L	Libero Player

Timing and Results provided by Tissot



Match No.: 46

### Start List

출전선수 목록

QAT vs CHN

P1

First Referee: INDO Tomokazu (JPN)

Second Referee: FIROUZI Ebrahim (IRI)

QAT - Qatar Uniform colour:

No.	C/L	Name	Shirt Name	Height m / ft in	Weight kg / lbs	Highest Reach		Date of Birth	Tournament Totals				
						Spike cm	Block cm		Spike	Block	Serve	Total	%
2		MOHAMED Jumah	JUMAH	1.91/6'3"	93/205	328	318	14 APR 1985	29	5	2	36	14.81
3		STEVANOVIC Milos	MILOS	1.94/6'4"	85/187	323	300	27 SEP 1988	1	4	4	9	3.70
4		RIBERO Renan	RENAN	1.89/6'2"	80/176	330	318	30 DEC 1989	9	4		13	5.35
5	L	SAAD Sulaiman	SULAIMAN	1.75/5'9"	75/165	291	274	3 JUN 1987					
6		CHIGBO John	JOHN	2.01/6'7"	90/198	354	328	4 APR 1989	35	6	2	43	17.70
9	C	BAIRAMI Ali	ALI E.	1.90/6'3"	88/194	342	330	13 FEB 1979	2	1		3	1.23
10		SADIKH Ndir	ABUBACAR	1.96/6'5"	90/198	346	333	2 FEB 1986	36	4		40	16.46
11		DIAB Ahmad	AHMAD	2.02/6'8"	82/181	345	328	15 FEB 1990	1			1	0.41
12		HAMMAD Mubarak	MUBARAK	1.97/6'6"	80/176	330	310	1 APR 1991	37	8	2	47	19.34
15		ABUWATFA Mohammed	ABUWATFA	1.96/6'5"	84/185	327	305	22 MAR 1987	2	1	2	5	2.06
16		IBRAHIM Ibrahim	IBRAHIM	2.04/6'8"	83/183	350	339	15 JAN 1985	22	16	5	43	17.70
19		EBRAHIM Mohammed	M. BESHRI	1.98/6'6"	90/198	345	335	1 MAY 1986	3			3	1.23
Coach			CICHELO Juan (ARG)			Assistant Coach			AL-KUWARI Mohammed (QAT)				

Results in these  
Competition

Phase	Opponent	Sets	Points per Set
Preliminary Round	TPE	3 - 0	25-21, 25-17, 25-21
Preliminary Round	KAZ	3 - 0	25-23, 25-22, 25-21
Preliminary Round	KOR	0 - 3	22-25, 19-25, 22-25
Play-Off	IRI	0 - 3	19-25, 18-25, 19-25
Play-Off	IND	3 - 0	25-20, 25-20, 25-20

CHN - China Uniform colour:

No.	C/L	Name	Shirt Name	Height m / ft in	Weight kg / lbs	Highest Reach		Date of Birth	Tournament Totals				
						Spike cm	Block cm		Spike	Block	Serve	Total	%
3		YUAN Zhi	YUAN Z.	1.95/6'5"	88/194	348	334	29 SEP 1981	31	1	3	35	13.11
4		ZHANG Chen	zhang c.	2.01/6'7"	70/154	356	340	28 JUN 1985	36	2	5	43	16.10
6		LIANG Chunlong	LIANG C.L.	2.06/6'9"	91/201	351	333	25 MAR 1988	7	4	2	13	4.87
7	C	ZHONG Weijun	ZHONG W.J.	1.99/6'6"	80/176	347	335	20 APR 1989	48	2	3	53	19.85
8		CUI Jianjun	CUI J.J.	1.90/6'3"	89/196	350	335	1 AUG 1985	2		1	3	1.12
11		GENG Xin	GENG X.	2.08/6'10"	80/176	348	338	15 NOV 1989	30	10	2	42	15.73
13		KOU Zhichao	KOU Z.C.	2.02/6'8"	95/209	355	345	26 JUN 1989	22	3	6	31	11.61
14		XU Jingtao	XU J.T.	2.02/6'8"	76/168	356	320	7 JUL 1988	12	9	3	24	8.99
15		LI Runming	LI R.M.	1.98/6'6"	90/198	350	326	1 MAR 1990	1	10	4	15	5.62
16	L	REN Qi	REN Q.	1.74/5'9"	70/154	322	312	24 FEB 1984					
18		JI Daoshuai	ji d. s.	1.95/6'5"	75/165	355	335	7 FEB 1992	6			6	2.25
22		MAO Tianyi	Mao	2.00/6'7"	84/185	350	333	2 JUN 1993		1	1	2	0.75
Coach			XIE Guochen (CHN)			Assistant Coach			YANG Liqun (CHN)				

Results in these  
Competition

Phase	Opponent	Sets	Points per Set
Preliminary Round	MYA	3 - 0	25-11, 25-12, 25-18
Preliminary Round	TKM	3 - 0	25-15, 25-8, 25-10
Preliminary Round	THA	3 - 0	25-16, 25-19, 25-22
Play-Off	KUW	3 - 1	24-26, 25-20, 25-12, 25-19
Play-Off	JPN	0 - 3	18-25, 20-25, 17-25

LEGEND			
%	Percent of total team scoring	C	Team Captain
L	Libero Player		

Timing and Results provided by Tissot



Match No.: 47

Start List

출전선수 목록

KOR vs THA

P1

First Referee: CHENG Lai Chun (TPE)

Second Referee: LEE Heung Fai (HKG)

KOR - Republic Of Korea Uniform colour:

No.	C/L	Name	Shirt Name	Height m / ft in	Weight kg / lbs	Highest Reach		Date of Birth	Tournament Totals				
						Spike cm	Block cm		Spike	Block	Serve	Total	%
1		SONG Myunggeun	song myunggeun	1.95/6'5"	85/187	315	305	12 MAR 1993	10	1		11	4.00
2	C	HAN Sunsoo	han sunsoo	1.89/6'2"	80/176	310	297	16 DEC 1985		1	3	4	1.45
4		SHIN Yungsuk	shin youngsuk	1.98/6'6"	92/203	335	325	4 OCT 1986	21	4	5	30	10.91
6		LEE Mingyu	lee mingyu	1.94/6'4"	78/172	310	300	3 DEC 1992		2	1	3	1.09
8		PARK Sangha	park sangha	1.97/6'6"	89/196	327	315	4 APR 1986	30	6	2	38	13.82
9		KWAK Seungsuk	kwak seungsuk	1.90/6'3"	80/176	325	320	23 MAR 1988	34	3	3	40	14.55
10	L	BU Yongchan	bu yongchan	1.75/5'9"	70/154	290	284	30 NOV 1989					
11		CHOI Minho	choi minho	1.95/6'5"	85/187	330	315	28 APR 1988	2	2		4	1.45
12		JEON Kwangin	jeon kwangin	1.94/6'4"	83/183	310	300	18 SEP 1991	56	3	3	62	22.55
13		PARK Chulwoo	park chulwoo	1.99/6'6"	91/201	332	319	25 JUL 1985	55	6	2	63	22.91
17		SEO Jaeduck	seo jaeduck	1.94/6'4"	95/209	315	305	21 JUL 1989	19		1	20	7.27
19	L	JEONG Minsu	jeong minsu	1.78/5'10"	75/165	270	250	5 OCT 1991					
Coach			PARK Kiwon (KOR)			Assistant Coach			IM Dohun (KOR)				

Results in these  
Competition

Phase	Opponent	Sets	Points per Set
Preliminary Round	KAZ	3 - 0	25-16, 25-21, 25-23
Preliminary Round	TPE	3 - 0	25-22, 25-18, 25-20
Preliminary Round	QAT	3 - 0	25-22, 25-19, 25-22
Play-Off	IND	3 - 0	25-22, 27-25, 25-18
Play-Off	IRI	1 - 3	21-25, 19-25, 25-23, 19-25

THA - Thailand Uniform colour:

No.	C/L	Name	Shirt Name	Height m / ft in	Weight kg / lbs	Highest Reach		Date of Birth	Tournament Totals				
						Spike cm	Block cm		Spike	Block	Serve	Total	%
1		RAKSAKAEW Jirayu	R.JIRAYU	1.95/6'5"	90/198	350	320	3 AUG 1987	77	8	3	88	35.06
2		VAENPRADAB Montri	V.MONTRI	1.96/6'5"	80/176	339	309	18 AUG 1987	2	1		3	1.20
3		NANBOON Kon	N. KON	1.88/6'2"	77/170	307	291	8 NOV 1995					
7		SILAPASRON Kanit	S.KANIT	1.95/6'5"	97/214	315	305	12 JUN 1994					
9	C	SRI UTTAWONG Kittikun	S.KITTIKUN	1.84/6'0"	74/163	316	306	10 JAN 1986	54	7	1	62	24.70
10		NAMKHUNTHOD Kittinon	N.KITTINON	1.90/6'3"	73/161	315	305	16 JUL 1992	15	6	1	22	8.76
12		WATTANA Yossapol	W.YOSSAPOL	1.84/6'0"	77/170	325	320	27 MAY 1995	1			1	0.40
13		SUKSALA Wutthichai	S.WUTTHICHAI	2.20/7'3"	120/265	335	350	21 MAY 1995	2			2	0.80
14		SOMKANE Kitsada	S.KITSADA	1.90/6'3"	77/170	342	312	28 SEP 1990	43	2	3	48	19.12
16		NAKPRASONG Teerasak	N.TEERASAK	1.87/6'2"	73/161	320	305	6 NOV 1985	13	2	4	19	7.57
17		CHAROENSUK Saranchit	C.SARANCHIT	1.81/5'11"	75/165	331	301	20 JUL 1987	5		1	6	2.39
18	L	PHUANGLIB Montri	P.MONTRI	1.71/5'7"	86/190	311	281	24 MAR 1990					
Coach			SUPAJIRAKUL Monchai (THA)			Assistant Coach			MANAPORNCHAI Khjhornsak (THA)				

Results in these  
Competition

Phase	Opponent	Sets	Points per Set
Preliminary Round	TKM	3 - 0	25-22, 25-16, 25-17
Preliminary Round	MYA	3 - 0	25-14, 25-17, 25-20
Preliminary Round	CHN	0 - 3	16-25, 19-25, 22-25
Play-Off	JPN	0 - 3	22-25, 22-25, 17-25
Play-Off	KUW	3 - 0	25-15, 25-17, 25-18

LEGEND

% Percent of total team scoring C Team Captain L Libero Player

Timing and Results provided by Tissot



Match No.: 48

**Start List**  
출전선수 목록

IRI vs KUW  
P1

First Referee: LEE Kwanghun (KOR)

Second Referee: WANG Ning (CHN)

IRI - Iran Uniform colour:

No.	C/L	Name	Shirt Name	Height m / ft in	Weight kg / lbs	Highest Reach		Date of Birth	Tournament Totals				
						Spike cm	Block cm		Spike	Block	Serve	Total	%
1		MAHMOUDI KHATOUNABADI Shahram	Sh.Mahmoudi	1.98/6'6"	95/209	347	332	20 JUL 1988	65	4	4	73	25.35
2		EBADIPOUR GHARAHASSANLOU Milad	m.ebadipour	2.02/6'8"	78/172	350	310	17 OCT 1993	37	3	4	44	15.28
4	C	MAROUFLAKRANI Mirsaeid	s.marouf	1.89/6'2"	81/179	331	311	20 OCT 1985	9	1		10	3.47
5		GHAEMI Farhad	f.ghaemi	1.97/6'6"	73/161	355	335	28 AUG 1989	14		10	24	8.33
6		MOUSAVI ERAGHI Seyed Mohammad	Seyed	2.03/6'8"	86/190	362	344	22 AUG 1987	13	5	2	20	6.94
7		FAYAZI DAMNABI Pourya	Fayazi Damnabi	1.94/6'4"	87/192	348	326	12 JAN 1993	19	1	5	25	8.68
8	L	ZARIF AHANGARAN VARZANDEH Farhad	f.zarif	1.65/5'5"	60/132	290	271	3 MAR 1983					
9		GHOLAMI Adel	a.gholami	1.95/6'5"	88/194	341	330	9 FEB 1986	13	1	3	17	5.90
10		GHAFOUR Amir	a.ghafour	2.02/6'8"	90/198	354	334	6 JUN 1991	25	6	5	36	12.50
12		MIRZAJANPOURMOUZIRAJI Mojtaba	m.mirzajanpour	1.95/6'5"	88/194	325	315	7 OCT 1991	13		1	14	4.86
13		MAHDAVI Mehdi	m.mahdavi	1.91/6'3"	96/212	330	310	13 FEB 1984	5		2	7	2.43
15		TASHAKORI Armin	A. Tashakori	2.00/6'7"	94/207	355	335	8 DEC 1986	11	4	3	18	6.25
<b>Coach</b>			KOVAC Slobodan (SRB)			<b>Assistant Coach</b>			PRAKLJACIC Slobodan (SRB)				

Results in these  
Competition

Phase	Opponent	Sets	Points per Set
Preliminary Round	HKG	3 - 0	25-16, 25-17, 25-12
Preliminary Round	IND	3 - 0	25-22, 25-22, 25-18
Preliminary Round	MDV	3 - 0	25-10, 25-19, 25-21
Play-Off	QAT	3 - 0	25-19, 25-18, 25-19
Play-Off	KOR	3 - 1	25-21, 25-19, 23-25, 25-19

KUW - Kuwait Uniform colour:

No.	C/L	Name	Shirt Name	Height m / ft in	Weight kg / lbs	Highest Reach		Date of Birth	Tournament Totals				
						Spike cm	Block cm		Spike	Block	Serve	Total	%
1	C	MANSOUR Abdullah	Abdullah	1.92/6'4"	84/185	342	333	18 AUG 1982	54	3	2	59	23.98
2		BAHAROH Mousa	Mousa	1.91/6'3"	90/198	320	316	9 FEB 1982					
4		ALKHAREEF Abdulaziz	Aziz	1.89/6'2"	75/165	326	320	12 JAN 1993	1			1	0.41
5	L	SAYAH Ali	Ali Ramadan	1.77/5'10"	72/159	286	276	11 JAN 1993					
6		ABDULMAJIEID Sultan	Sultan	1.85/6'1"	75/165	330	322	30 SEP 1981	41	6	2	49	19.92
7		ALSALIM Amer	Amer	1.91/6'3"	80/176	354	342	13 JAN 1984	30	13	6	49	19.92
11		ALBANNA Mohammad	Mohammad	1.89/6'2"	80/176	350	338	29 JUL 1987	11	6	5	22	8.94
13		DASHTI Naser	N. Dashti	1.98/6'6"	92/203	340	330	3 JUL 1992					
14		ALI Abdullah	A. Dashti	1.78/5'10"	75/165	305	292	2 JAN 1990					
15		ALKAZIMI Zaid	Zaid	1.76/5'9"	70/154	310	305	8 DEC 1978	1		2	3	1.22
17		ALOTAIBI Abdulrahman	Alotaibi	1.83/6'0"	70/154	338	328	7 NOV 1985	57	3	3	63	25.61
18	L	SALEEM Abdulaziz	Abdulaziz	1.72/5'8"	65/143	288	276	28 NOV 1988					
<b>Coach</b>			MALEVIC Radovan (CRO)			<b>Assistant Coach</b>			MERINGER Davor (CRO)				

Results in these  
Competition

Phase	Opponent	Sets	Points per Set
Preliminary Round	PAK	3 - 0	25-22, 25-21, 25-16
Preliminary Round	KSA	3 - 0	27-25, 25-23, 25-20
Preliminary Round	JPN	1 - 3	15-25, 25-22, 15-25, 17-25
Play-Off	CHN	1 - 3	26-24, 20-25, 12-25, 19-25
Play-Off	THA	0 - 3	15-25, 17-25, 18-25

LEGEND			
%	Percent of total team scoring	C	Team Captain
L	Libero Player		

Timing and Results provided by Tissot



Match No.: 49

**Start List**  
출전선수 목록

**MDV vs HKG**

**P1**

First Referee: PIMTHONGKHONBURI Sasiprapa (THA)

Second Referee: PARK Kisuk (KOR)

**MDV - Maldives** Uniform colour:

No.	C/L	Name	Shirt Name	Height m / ft in	Weight kg / lbs	Highest Reach		Date of Birth	Tournament Totals				
						Spike cm	Block cm		Spike	Block	Serve	Total	%
2		AHSAN Mohamed	ahsan	1.90/6'3"	80/176	289	275	14 NOV 1991	4	4	2	10	4.78
3	L	ABDULLA Junaid	junaid	1.85/6'1"	71/157	292	281	17 MAY 1980					
5		SAEED Hussain	saeed	1.89/6'2"	81/179	290	279	25 MAY 1982	10		1	11	5.26
8	C	MOHAMED Ishan	ishan	1.79/5'10"	55/121	276	264	22 MAR 1987			4	4	1.91
9		SAJID Ismail	i.sajid	1.89/6'2"	70/154	308	293	20 JAN 1990	46	6	4	56	26.79
10		ABDUL KAREEM Ahmed	ahmed	1.89/6'2"	80/176	302	297	10 AUG 1986	53	2	3	58	27.75
11		NILAAM Hassan	nilam	1.92/6'4"	62/137	305	296	21 DEC 1995	2	1		3	1.44
12		HUZAAM Ali	huzam	1.82/6'0"	64/141	310	300	6 MAY 1993	38	2	2	42	20.10
13		VISAM Hussain	visham	1.80/5'11"	65/143	283	275	7 AUG 1994					
14	L	NABEEL Ahmed	nabeel	1.64/5'5"	51/112	250	243	10 MAR 1987					
15		ADAM Asfag	ashfag	1.80/5'11"	64/141	290	286	4 OCT 1987	9	1		10	4.78
16		SHAIN Mohamed	shain	1.81/5'11"	70/154	289	278	15 AUG 1993	13		2	15	7.18
<b>Coach</b>			MOHAMED Sharaf (MDV)			<b>Assistant Coach</b>			ABDULLA Nasheed (MDV)				

Results in these  
Competition

Phase	Opponent	Sets	Points per Set
Preliminary Round	HKG	0 - 3	19-25, 22-25, 18-25
Preliminary Round	IND	0 - 3	10-25, 19-25, 17-25
Preliminary Round	IRI	0 - 3	10-25, 19-25, 21-25
Play-Off	TPE	0 - 3	21-25, 21-25, 17-25
Play-Off	KAZ	0 - 3	18-25, 9-25, 15-25
Semifinal 13th-16th	TKM	1 - 3	16-25, 25-16, 18-25, 12-25

**HKG - Hong Kong, China** Uniform colour:

No.	C/L	Name	Shirt Name	Height m / ft in	Weight kg / lbs	Highest Reach		Date of Birth	Tournament Totals				
						Spike cm	Block cm		Spike	Block	Serve	Total	%
4		YIK Chi Hin	c h yik	1.95/6'5"	83/183	330	315	26 AUG 1991					
5	C	KWONG Ngai Shing Jacky	n s kwong	1.85/6'1"	94/207	310	300	16 DEC 1982		1		1	0.33
7		LAM Chun Man	c m lam	1.84/6'0"	75/165	320	310	11 FEB 1985	23	1	3	27	8.85
8		LEE Man Sing	m s lee	1.86/6'1"	78/172	325	315	30 JAN 1989	41	7	2	50	16.39
9		CHUNG Wai Sze	w s chung	1.86/6'1"	80/176	315	305	4 SEP 1991	4	4		8	2.62
11		SIU Cheong Hung	c h siu	1.91/6'3"	78/172	330	320	26 JAN 1993	49	10	3	62	20.33
12		WU Lok Kan	l k wu	1.95/6'5"	83/183	335	320	22 JAN 1994	3			3	0.98
13	L	NG Kin Pong Jonathan	k p ng	1.67/5'6"	60/132	280	270	8 JUL 1987					
14		KWOK Chung Kan	c k kwok	1.67/5'6"	66/146	285	280	5 JUL 1986			1	1	0.33
15		LUK Chun Ho	c h luk	1.88/6'2"	83/183	320	310	19 NOV 1991	3	2		5	1.64
18		YAU Tze Ching	t c yau	1.94/6'4"	75/165	325	320	19 JUN 1994	24	8	6	38	12.46
20		CHAN Alex Chi Wai	c w chan	1.95/6'5"	85/187	340	330	18 APR 1993	101	5	4	110	36.07
<b>Coach</b>			POON Wai King (HKG)			<b>Assistant Coach</b>			LO Yiu Man (HKG)				

Results in these  
Competition

Phase	Opponent	Sets	Points per Set
Preliminary Round	IND	1 - 3	25-23, 18-25, 16-25, 21-25
Preliminary Round	MDV	3 - 0	25-19, 25-22, 25-18
Preliminary Round	IRI	0 - 3	16-25, 17-25, 12-25
Play-Off	KAZ	0 - 3	21-25, 20-25, 22-25
Play-Off	TPE	0 - 3	23-25, 21-25, 25-27
Semifinal 13th-16th	MYA	2 - 3	25-18, 16-25, 26-24, 20-25, 10-15

LEGEND			
%	Percent of total team scoring	C	Team Captain
L	Libero Player		

Timing and Results provided by Tissot





Match No.: 50

Start List

출전선수 목록

TKM vs MYA

P1

First Referee: WANG Ziling (CHN)

Second Referee: TANO Toshihiko (JPN)

TKM - Turkmenistan Uniform colour:

No.	C/L	Name	Shirt Name	Height m / ft in	Weight kg / lbs	Highest Reach		Date of Birth	Tournament Totals				
						Spike cm	Block cm		Spike	Block	Serve	Total	%
1	C	GYLYCHDURDYEV Gurbanmuhammet	Gylychurdyev	2.00/6'7"	100/220	350	360	21 MAY 1983	28	13	3	44	14.57
2	L	TACHGELDIYEV Berdimammet	Tachgeldiyev	1.65/5'5"	67/148	240	250	8 DEC 1988					
3		ROZMETOV Bahram	Rozmetov	1.94/6'4"	76/168	350	360	10 JAN 1989	35	13	2	50	16.56
4		GURBANOV Yusup	Gurbanov	1.86/6'1"	94/207	335	340	6 JUN 1992	1			1	0.33
5		AZIMOV Merdan	Azimov	1.85/6'1"	86/190	335	335	14 OCT 1980	12	2	2	16	5.30
6		NURYEV Dovletgeldi	Nuryev	1.88/6'2"	80/176	330	325	8 DEC 1993	59	6	1	66	21.85
7		MASSAROV Mekan	Massarov	1.90/6'3"	87/192	330	325	24 AUG 1994	13	2	2	17	5.63
8		NURYEV Didar	Nuryev	1.85/6'1"	78/172	330	325	26 FEB 1995	29	4	4	37	12.25
9		NURYEV Davut	Nuryev	1.86/6'1"	82/181	330	335	14 JUL 1990	51	3	2	56	18.54
10		ARTYKOV Ruslan	Artykov	1.84/6'0"	71/157	310	315	21 MAY 1985	10	2	1	13	4.30
11		MYRATGELDIYEV Begli	Myratgeldiyev	1.90/6'3"	80/176	330	325	1 JAN 1993	1			1	0.33
12		GAYPOV Ezizmyrat	Gayypov	1.90/6'3"	80/176	330	325	18 JAN 1993	1			1	0.33
Coach		TACHNAZAROV Serdar (TKM)				Assistant Coach		ORAZOV Maksat (TKM)					

Results in these  
Competition

Phase	Opponent	Sets	Points per Set
Preliminary Round	THA	0 - 3	22-25, 16-25, 17-25
Preliminary Round	CHN	0 - 3	15-25, 8-25, 10-25
Preliminary Round	MYA	3 - 1	25-17, 27-25, 19-25, 25-22
Play-Off	PAK	0 - 3	28-30, 23-25, 18-25
Play-Off	KSA	1 - 3	25-23, 19-25, 20-25, 24-26
Semifinal 13th-16th	MDV	3 - 1	25-16, 16-25, 25-18, 25-12

MYA - Myanmar Uniform colour:

No.	C/L	Name	Shirt Name	Height m / ft in	Weight kg / lbs	Highest Reach		Date of Birth	Tournament Totals				
						Spike cm	Block cm		Spike	Block	Serve	Total	%
1		NAY Lin Aung	N. L. Aung	1.78/5'10"	66/146	313	297	19 MAR 1998	11	2	1	14	4.03
2	C	KYAW Kyaw Htway	Kyaw	1.87/6'2"	84/185	312	304	18 JAN 1988	9	3	1	13	3.75
3		ZAW Myo	Z. Myo	1.86/6'1"	74/163	321	303	3 MAY 1995	26	6		32	9.22
4		MYO Min Oo	M. M. Oo	1.80/5'11"	70/154	320	306	24 SEP 1996	6	3		9	2.59
5		WIN Tun Oo	W. T. Oo	1.90/6'3"	74/163	330	318	11 MAR 1990	51	3	1	55	15.85
7		KHWE Char Maung	K. C. Maung	1.78/5'10"	68/150	323	307	14 AUG 1995					
9		DO Mae Ni Ko	D. M. N. Ko	1.89/6'2"	75/165	304	295	4 JUN 1993	23	7	2	32	9.22
11		AUNG Thu	A. Thu	1.90/6'3"	74/163	333	316	10 JUL 1993	129	10	10	149	42.94
12		YAN Lin Aung	A. L. Aung	1.84/6'0"	74/163	318	307	23 JAN 1993	5	3		8	2.31
17		THWIN Htoo Zin	Thwin	1.92/6'4"	73/161	327	300	23 JUL 1996	28	4	3	35	10.09
18	L	NAY Lin Aung	N. L. Aung	1.85/6'1"	73/161	300	315	9 JUN 1993					
Coach		NYI Nyi Lwin (MYA)				Assistant Coach		KYAW Swar Win (MYA)					

Results in these  
Competition

Phase	Opponent	Sets	Points per Set
Preliminary Round	CHN	0 - 3	11-25, 12-25, 18-25
Preliminary Round	THA	0 - 3	14-25, 17-25, 20-25
Preliminary Round	TKM	1 - 3	17-25, 25-27, 25-19, 22-25
Play-Off	KSA	3 - 2	25-19, 23-25, 23-25, 25-22, 15-12
Play-Off	PAK	0 - 3	21-25, 22-25, 23-25
Semifinal 13th-16th	HKG	3 - 2	18-25, 25-16, 24-26, 25-20, 15-10

LEGEND	
%	Percent of total team scoring
C	Team Captain
L	Libero Player

Timing and Results provided by Tissot



Match No.: 51

**Start List**  
출전선수 목록

**KSA vs PAK**  
**P1**

First Referee: FAHAD MOHAMMED Ismael (QAT)

Second Referee: ALI F B Th F Alsaid (KUW)

**KSA - Saudi Arabia** Uniform colour:

No.	C/L	Name	Shirt Name	Height m / ft in	Weight kg / lbs	Highest Reach		Date of Birth	Tournament Totals				
						Spike cm	Block cm		Spike	Block	Serve	Total	%
2		ALJAHANI Majed Mohammed S	majed	1.88/6'2"	82/181	330	316	20 MAY 1980	58	4	1	63	18.98
3		ALBAKHET Ahmed Abdulrahman M	ahmed	1.96/6'5"	80/176	331	321	30 SEP 1982	50	9	4	63	18.98
4		ALBAKHEET Nawaf Abdulrahman M	nawaf	1.93/6'4"	84/185	335	318	31 AUG 1987	61	3	3	67	20.18
7		ALNAJRANI Omar Mansour S	omar	1.89/6'2"	75/165	334	323	13 JUL 1990	14	1		15	4.52
9		ALKHAWAHER Dhia Ali A	dhia	1.86/6'1"	79/174	330	317	21 FEB 1995	17	2		19	5.72
10	L	ALGHAMDI Ayman Ahmad Y	ayman	1.61/5'3"	75/165	305	298	8 NOV 1981					
12		ALMUTAIRI Muwffaq Masoud S	muwffaq	1.88/6'2"	81/179	327	322	30 SEP 1990	5	7	1	13	3.92
13		ALMABADI Ahmed Masoud M	m.ahmed	1.97/6'6"	74/163	336	318	26 DEC 1989	4			4	1.20
14		ALDOSSARI Thamer Abdullah S	thamer	1.84/6'0"	80/176	322	312	2 OCT 1983		2	1	3	0.90
15	C	ALKHAIBARY Esmael Abdullah A	esmael	1.92/6'4"	85/187	330	316	20 DEC 1975	11	4		15	4.52
17		MAJRASHI Ibrahim Ali A	ibrahim	1.97/6'6"	82/181	334	324	1 JUL 1989	24	10	2	36	10.84
18		ALKHALDI Abdulaziz Fahad S	aziz	1.97/6'6"	90/198	329	320	6 AUG 1992	16	16	2	34	10.24
<b>Coach</b>			CVETKOVIC Jovica (SRB)			<b>Assistant Coach</b>			ALHUMAIDAN Munir (KSA)				

Results in these  
Competition

Phase	Opponent	Sets	Points per Set
Preliminary Round	JPN	0 - 3	15-25, 14-25, 12-25
Preliminary Round	KUW	0 - 3	25-27, 23-25, 20-25
Preliminary Round	PAK	3 - 0	25-15, 25-20, 25-23
Play-Off	MYA	2 - 3	19-25, 25-23, 25-23, 22-25, 12-15
Play-Off	TKM	3 - 1	23-25, 25-19, 25-20, 26-24
Semifinal 9th-12th	KAZ	2 - 3	25-18, 25-20, 14-25, 28-30, 8-15

**PAK - Pakistan** Uniform colour:

No.	C/L	Name	Shirt Name	Height m / ft in	Weight kg / lbs	Highest Reach		Date of Birth	Tournament Totals				
						Spike cm	Block cm		Spike	Block	Serve	Total	%
1		RASOOL Mohib	mohib	2.01/6'7"	86/190	336	333	24 DEC 1989	34	8	3	45	15.00
3		RAZA Mubashir	mubashir	1.90/6'3"	74/163	311	368	1 JAN 1992	7			7	2.33
4		NAQVI Syed Shujah Abbas	shujah	1.99/6'6"	75/165	328	311	5 FEB 1990	14	3	2	19	6.33
5		NADEEM Asif	asif	1.89/6'2"	80/176	320	300	10 AUG 1990	9	1	2	12	4.00
6		ALI Akhtar	akhtar	1.90/6'3"	75/165	300	300	9 APR 1987					
7		KHAN Muhammad Ismail	ismail	1.90/6'3"	85/187	310	305	12 DEC 1986	38	4	3	45	15.00
8		KHAN Aimal	aimal	2.05/6'9"	73/161	322	325	10 AUG 1990	67	2	3	72	24.00
9		KHAN Nasir	nasir	1.92/6'4"	80/176	305	300	12 MAY 1992	22	2	2	26	8.67
10	C	AHMED Naseer	naseer	1.95/6'5"	82/181	310	305	1 APR 1984	40	1	1	42	14.00
12	L	SULTAN Imran	imran	1.78/5'10"	65/143	270	260	20 FEB 1985					
15		JEHAN Murad	murad	2.01/6'7"	85/187	350	322	22 APR 1994	15	4	1	20	6.67
17		IDREES Muhammad	idrees	2.01/6'7"	85/187	335	333	25 DEC 1994	9	3		12	4.00
<b>Coach</b>			HUSSAIN Hassan Mazhar (PAK)			<b>Assistant Coach</b>			KAFAIT Ullah (PAK)				

Results in these  
Competition

Phase	Opponent	Sets	Points per Set
Preliminary Round	KUW	0 - 3	22-25, 21-25, 16-25
Preliminary Round	JPN	0 - 3	23-25, 23-25, 23-25
Preliminary Round	KSA	0 - 3	15-25, 20-25, 23-25
Play-Off	TKM	3 - 0	30-28, 25-23, 25-18
Play-Off	MYA	3 - 0	25-21, 25-22, 25-23
Semifinal 9th-12th	TPE	0 - 3	19-25, 24-26, 19-25

<b>LEGEND</b>	%	Percent of total team scoring	C	Team Captain	L	Libero Player
---------------	---	-------------------------------	---	--------------	---	---------------

Timing and Results provided by Tissot



Match No.: 52

**Start List**  
출전선수 목록  
**KAZ vs TPE**  
**P1**

First Referee: HO Tat Ming Samuel (HKG)

Second Referee: JEON Younga (KOR)

**KAZ - Kazakhstan** Uniform colour:

No.	C/L	Name	Shirt Name	Height m / ft in	Weight kg / lbs	Highest Reach		Date of Birth	Tournament Totals				
						Spike cm	Block cm		Spike	Block	Serve	Total	%
2		KUZNETSOV Anton	Kuznetsov	2.03/6'8"	90/198	345	335	25 SEP 1989	7	2	3	12	3.64
3		YUDIN Anton	Yudin	2.10/6'11"	101/223	350	340	13 MAY 1982	30	10	3	43	13.03
4		STOLNIKOV Alexandr	Stolnikov	1.97/6'6"	92/203	340	330	17 JUL 1988	10	2	1	13	3.94
5		KUZNETSOV Sergey	Kuznetsov	1.97/6'6"	93/205	330	320	26 OCT 1993	1	3		4	1.21
6	L	BAIBEKOV Kairat	Baibekov	1.85/6'1"	80/176	317	296	28 MAR 1983					
7	C	GORBATKOV Dmitriy	Gorbatkov	1.97/6'6"	106/234	330	320	21 SEP 1981	6	5	2	13	3.94
8		GABDULIN Kanat	Gabdulin	1.94/6'4"	82/181	330	320	4 MAR 1985	3	4	3	10	3.03
9		IMANGALIYEV Marat	Imangaliyev	1.96/6'5"	87/192	330	320	17 MAR 1980	49	6	3	58	17.58
12		KADIRKHANOV Nodirkhan	Kadirkhanov	2.01/6'7"	85/187	350	340	6 SEP 1991	36	12	2	50	15.15
17		RADKEVICH Sergey	Radkevich	1.90/6'3"	81/179	345	330	12 APR 1986	44	5	1	50	15.15
18		VORIVODIN Vitaliy	Vorivodin	1.93/6'4"	103/227	339	330	31 JUL 1990	39	4	1	44	13.33
19		MAMEDOV Maxim	Mamedov	2.02/6'8"	88/194	345	330	19 JUL 1987	30	3		33	10.00
<b>Coach</b>			PATRAKOV Andrey (KAZ)			<b>Assistant Coach</b>			TKACENKO Valerijs (LAT)				

Results in these  
Competition

Phase	Opponent	Sets	Points per Set
Preliminary Round	KOR	0 - 3	16-25, 21-25, 23-25
Preliminary Round	QAT	0 - 3	23-25, 22-25, 21-25
Preliminary Round	TPE	2 - 3	23-25, 25-17, 21-25, 25-23, 10-15
Play-Off	HKG	3 - 0	25-21, 25-20, 25-22
Play-Off	MDV	3 - 0	25-18, 25-9, 25-15
Semifinal 9th-12th	KSA	3 - 2	18-25, 20-25, 25-14, 30-28, 15-8

**TPE - Chinese Taipei** Uniform colour:

No.	C/L	Name	Shirt Name	Height m / ft in	Weight kg / lbs	Highest Reach		Date of Birth	Tournament Totals				
						Spike cm	Block cm		Spike	Block	Serve	Total	%
2		CHANG Liang Hao	CHANG L.H.	1.94/6'4"	86/190	330	310	7 JUL 1994	4		1	5	1.51
3		LI Chia Hsuan	LI C.H.	1.72/5'8"	72/159	295	285	6 SEP 1993					
6		HUANG Chun Ching	HUANG C.C.	1.95/6'5"	91/201	310	300	22 MAR 1993	38	6	5	49	14.80
7		LIU Hung Min	LIU H.M.	1.88/6'2"	85/187	330	310	10 NOV 1993	33	3	3	39	11.78
9		CHIANG Tien Yu	CHIANG T.Y.	1.96/6'5"	103/227	330	320	7 FEB 1988	26	9	5	40	12.08
11		LU CHIANG Yao Chiang	LU CHIANG Y.C.	1.91/6'3"	95/209	330	310	23 MAY 1990	5	1	1	7	2.11
13		CHENG Ju Chien	CHENG J.C.	1.82/6'0"	82/181	319	310	14 NOV 1988	1	2	2	5	1.51
14		WANG Ming Chun	WANG M.C.	1.95/6'5"	92/203	333	328	30 JUL 1988	58	4	7	69	20.85
15		HUANG Chin Feng	HUANG C. F.	1.95/6'5"	90/198	320	319	31 DEC 1991	75	5	6	86	25.98
16	L	LIN Yung Shun	LIN Y.S.	1.72/5'8"	72/159	295	285	13 OCT 1990					
17		HUANG Pei Hung	HUANG P.H.	1.88/6'2"	73/161	315	315	17 SEP 1990	2	3	2	7	2.11
19	C	CHEN Chien Chen	CHEN C.C.	1.88/6'2"	88/194	325	310	20 NOV 1989	22	1	1	24	7.25
<b>Coach</b>			CHEN Ke Chou (TPE)			<b>Assistant Coach</b>			SUNG Kuo Wei (TPE)				

Results in these  
Competition

Phase	Opponent	Sets	Points per Set
Preliminary Round	QAT	0 - 3	21-25, 17-25, 21-25
Preliminary Round	KOR	0 - 3	22-25, 18-25, 20-25
Preliminary Round	KAZ	3 - 2	25-23, 17-25, 25-21, 23-25, 15-10
Play-Off	MDV	3 - 0	25-21, 25-21, 25-17
Play-Off	HKG	3 - 0	25-23, 25-21, 27-25
Semifinal 9th-12th	PAK	3 - 0	25-19, 26-24, 25-19

LEGEND			
%	Percent of total team scoring	C	Team Captain
L	Libero Player		

Timing and Results provided by Tissot





WED 1 OCT 2014  
Start Time: 12:00 / End Time: 14:05

Match No.: 45

### Match Results

경기 결과

Match Duration: 2h 05m  
Spectators: 1500

P2

IND vs JPN  
2 3

Teams	Sets	1	2	3	4	5	Total
IND	2	25	19	25	20	13	102
JPN	3	20	25	23	25	15	108
	Playing Time	24m	23m	25m	25m	16m	1h 53m

First Referee: BOONSIROJ Prasertsak (THA)

Second Referee: KIM Jongheun (KOR)

#### IND - India

No	C/L	Name	1	2	3	4	5	Pts
1		GOVINDARAJAN RAMAKRISHNAN Vaishnav	2	3	2	4	2	15
3		MANDEEP Singh			18			
4	C	RANJIT Singh		16			16	
6		CHARLES Jerome Vinith						
10		KHOIWAL Dilip						
12		NAVJIT Singh	5	6	5	1		8
13		PRABAGARAN	1	2	1	3	6	25
14	L	SIVASUBRAMANIAN Kanagaraj	L	L	L	L	L	
16		MOHAN Ukkrapandian	6	1	6	2	5	1
17		GURINDER Singh	3	4	3	5	3	14
18		MANIDURAI Naveen Raja Jacob	4	5	4	6	4	14
19		KATARIYA Lavmeet		1		1		

#### JPN - Japan

No	C/L	Name	1	2	3	4	5	Pts
1		SHIMIZU Kunihiro	5	3	3	4	1	21
6		UCHIYAMA Shohei	1					
7	C	KOSHIKAWA Yu	6	4	4	5	2	22
8		TSUBAKIYAMA Ryosuke	13				13	
11		YANAGIDA Masahiro	16	16	16	16	16	1
12		YAMAUCHI Akihiro	1	5	5	6	3	8
13		FUKATSU Hideomi	2	6	6	1	4	1
14		ISHIKAWA Yuki		12	12	2	5	16
16		DEKITA Takashi	4	2	2	3	6	12
17	L	NAGANO Takeshi	L	L	L	L	L	
18		YONEYAMA Yuta	3	1	1			7
19		FUSHIMI Yamato		13		13		

#### TEAM AND PLAYER PERFORMANCES

Won	Total Atts	No Name	Scoring Skills	Won	Total Atts	No Name
65	130	Total Team	Spike	75	143	Total Team
23	37	13 PRABAGARAN		21	42	7 KOSHIKAWA Yu
13	24	18 MANIDURAI Naveen Raja Jacob		21	44	1 SHIMIZU Kunihiro
12	35	17 GURINDER Singh	Block	12	18	14 ISHIKAWA Yuki
11	63	Total Team		8	51	Total Team
3	15	12 NAVJIT Singh		3	11	12 YAMAUCHI Akihiro
3	19	1 GOVINDARAJAN RAMAKRISHNAN Vaishnav	Serve	3	15	16 DEKITA Takashi
2	10	17 GURINDER Singh		1	1	14 ISHIKAWA Yuki
1	104	Total Team		5	106	Total Team
1	20	1 GOVINDARAJAN RAMAKRISHNAN Vaishnav	Opp Error	3	14	14 ISHIKAWA Yuki
25		Total Team		1	8	11 YANAGIDA Masahiro
102	297	Total Team		1	18	7 KOSHIKAWA Yu
25	63	13 PRABAGARAN	Total	20		Total Team
100 km/h		17 GURINDER Singh		108	300	Total Team
			Best Scorer	22	70	7 KOSHIKAWA Yu
			Fastest Serve	111 km/h		7 KOSHIKAWA Yu

#### LEGEND

Atts Attempts  
L Libero player  
n Starting line-up where n = starting position on court (i.e. positions 1 to 6)  
Opp Opponent

C Team Captain  
L Substitute libero  
nn Substitute where nn = jersey number of out going player  
Pts Points scored

Timing and Results provided by Tissot



WED 1 OCT 2014  
Start Time: 14:45 / End Time: 16:43

Match No.: 46

### Match Results

경기 결과

Match Duration: 1h 58m  
Spectators: 900

P2

QAT vs CHN

1 3

Teams	Sets	1	2	3	4	Total
QAT	1	23	25	23	21	92
CHN	3	25	20	25	25	95
Playing Time		27m	27m	28m	27m	1h 49m

First Referee: INDO Tomokazu (JPN)

Second Referee: FIROUZI Ebrahim (IRI)

QAT - Qatar								
No	C/L	Name	1	2	3	4	5	Pts
2		MOHAMED Jumah	3	2		10		3
3		STEVANOVIC Milos	2	1	2	2		2
4		RIBERO Renan	2	2	3	6		8
5	L	SAAD Sulaiman	L	L	L	L		
6		CHIGBO John	4	3	4	4		15
9	C	BAIRAMI Ali	3					
10		SADIKH Ndir	6	5	6	3		20
11		DIAB Ahmad						
12		HAMMAD Mubarak	5	4	5	5		15
15		ABUWATFA Mohammed	12		3			
16		IBRAHIM Ibrahim	1	6	1	1		13
19		EBRAHIM Mohammed						

CHN - China								
No	C/L	Name	1	2	3	4	5	Pts
3		YUAN Zhi	3	3	1	2		10
4		ZHANG Chen	1	1	5	6		19
6		LIANG Chunlong	2	2	6	1		3
7	C	ZHONG Weijun	4	4	2	3		27
8		CUI Jianjun						
11		GENG Xin	5	5	3	4		11
13		KOU Zhichao		3		3		2
14		XU Jingtao		11				
15		LI Runming	6	6	4	5		
16	L	REN Qi	L	L	L	L		
18		JI Daoshuai						
22		MAO Tianyi						

### TEAM AND PLAYER PERFORMANCES

Won	Total Atts	No Name	Scoring Skills	Won	Total Atts	No Name
56	133	Total Team	Spike	64	141	Total Team
17	37	10 SADIKH Ndir		26	43	7 ZHONG Weijun
10	15	16 IBRAHIM Ibrahim		19	32	4 ZHANG Chen
10	18	6 CHIGBO John	8	14	11 GENG Xin	
15	59	Total Team	Block	6	57	Total Team
4	12	6 CHIGBO John		3	19	11 GENG Xin
3	15	12 HAMMAD Mubarak		2	17	6 LIANG Chunlong
3	12	16 IBRAHIM Ibrahim	1	6	7 ZHONG Weijun	
5	93	Total Team	Serve	2	94	Total Team
3	16	12 HAMMAD Mubarak		2	16	3 YUAN Zhi
1	15	6 CHIGBO John				
1	14	10 SADIKH Ndir				
16		Total Team	Opp Error	23		Total Team
92	285	Total Team		95	292	Total Team
20	58	10 SADIKH Ndir	Best Scorer	27	67	7 ZHONG Weijun
103 km/h		3 STEVANOVIC Milos	Fastest Serve	109 km/h		3 YUAN Zhi

#### LEGEND

Atts Attempts  
L Libero player  
n Starting line-up where n = starting position on court (i.e. positions 1 to 6)  
Opp Opponent

C Team Captain  
L Substitute libero  
nn Substitute where nn = jersey number of out going player  
Pts Points scored

Timing and Results provided by Tissot



Match No.: 47

### Match Results

경기 결과

Match Duration: 1h 45m  
Spectators: 1700

P2

### KOR vs THA

3 1

Teams	Sets	1	2	3	4	Total
KOR	3	25	25	25	25	100
THA	1	21	27	21	19	88
Playing Time		22m	28m	24m	22m	1h 36m

First Referee: CHENG Lai Chun (TPE)

Second Referee: LEE Heung Fai (HKG)

KOR - Republic of Korea								
No	C/L	Name	1	2	3	4	5	Pts
1		SONG Myunggeun	12		12	12		2
2	C	HAN Sunsoo	5	5	6	6		
4		SHIN Yungsook	3	3	4			7
6		LEE Mingyu		12				
8		PARK Sangha	6	6	1	1		10
9		KWAK Seungsuk	1	1	2	2		9
10	L	BU Yongchan		L	L	L		
11		CHOI Minho		9	4	4		5
12		JEON Kwangin	4	4	5	5		18
13		PARK Chulwoo		2	2	2		
17		SEO Jaeduck	2	2	3	3		21
19	L	JEONG Minsu	L	L	L	L		

THA - Thailand								
No	C/L	Name	1	2	3	4	5	Pts
1		RAKSAKAEW Jirayu	3	2	2	2		16
2		VAENPRADAB Montri			16	16		1
3		NANBOON Kon						
7		SILAPASRON Kanit						
9	C	SRI UTTHAWONG Kittikun	1	6	6	6		14
10		NAMKHUNTHOD Kittinon	5	4	4	4		8
12		WATTANA Yossapol		17				
13		SUKSALA Wutthichai						
14		SOMKANE Kitsada	4	3	3	3		17
16		NAKPRASONG Teerasak	2	1	1	1		2
17		CHAROENSUK Saranchit	6	5	5	5		1
18	L	PHUANGLIB Montri	L	L	L	L		

### TEAM AND PLAYER PERFORMANCES

Won	Total Atts	No	Name
56	83	Total Team	
18	26	17	SEO Jaeduck
14	21	12	JEON Kwangin
8	11	9	KWAK Seungsuk
12	50	Total Team	
4	12	8	PARK Sangha
3	13	12	JEON Kwangin
2	4	11	CHOI Minho
4	99	Total Team	
1	7	11	CHOI Minho
1	13	4	SHIN Yungsook
1	17	17	SEO Jaeduck
28		Total Team	
100	232	Total Team	
21	49	17	SEO Jaeduck
111 km/h		9	KWAK Seungsuk

Scoring Skills
Spike
Block
Serve
Opp Error
Total
Best Scorer
Fastest Serve

Won	Total Atts	No	Name
49	92	Total Team	
15	20	14	SOMKANE Kitsada
14	34	1	RAKSAKAEW Jirayu
13	22	9	SRI UTTHAWONG Kittikun
4	33	Total Team	
3	6	10	NAMKHUNTHOD Kittinon
1	4	1	RAKSAKAEW Jirayu
6	89	Total Team	
2	17	14	SOMKANE Kitsada
1	10	16	NAKPRASONG Teerasak
1	16	10	NAMKHUNTHOD Kittinon
29		Total Team	
88	214	Total Team	
17	44	14	SOMKANE Kitsada
116 km/h		1	RAKSAKAEW Jirayu

#### LEGEND

Atts Attempts  
L Libero player  
n Starting line-up where n = starting position on court (i.e. positions 1 to 6)  
Opp Opponent

C Team Captain  
L Substitute libero  
nn Substitute where nn = jersey number of out going player  
Pts Points scored

Timing and Results provided by Tissot



Match No.: 48

### Match Results

경기 결과

Match Duration: 1h 14m  
Spectators: 236

P2

IRI vs KUW  
3 0

Teams	Sets	1	2	3	Total
IRI	3	25	25	25	75
KUW	0	21	18	14	53
	Playing Time	23m	23m	22m	1h 08m

First Referee: LEE Kwanghun (KOR)

Second Referee: WANG Ning (CHN)

IRI - Iran								
No	C/L	Name	1	2	3	4	5	Pts
1		MAHMOUDI KHATOUNABADI Shahram	5	4	5			13
2		EBADIPOUR GHARAHASSANLOU Milad						
4	C	MAROUFLAKRANI Mirsaeid						
5		GHAEMI Farhad	3					3
6		MOUSAVI ERAGHI Seyed Mohammad		6	1			7
7		FAYAZI DAMNABI Pourya		2	3			10
8	L	ZARIF AHANGARAN VARZANDEH Farhad	L	L	L			
9		GHOLAMI Adel	4	3	4			10
10		GHAFOUR Amir						
12		MIRZAJANPOURMOUZIRAJI Mojtaba	6	5	6			11
13		MAHDAVI Mehdi	2	1	2			5
15		TASHAKORI Armin	1					3

KUW - Kuwait								
No	C/L	Name	1	2	3	4	5	Pts
1	C	MANSOUR Abdullah	2	3	2			10
2		BAHAROH Mousa						
4		ALKHAREEF Abdulaziz				17		
5	L	SAYAH Ali						
6		ABDULMAJIIIEID Sultan	4	5	4			6
7		ALSALIM Amer	3	4	3			4
11		ALBANNA Mohammad	6	1	6			4
13		DASHTI Naser	15					
14		ALI Abdullah				1		
15		ALKAZIMI Zaid	1	2	1			1
17		ALOTAIBI Abdulrahman	5	6	5			10
18	L	SALEEM Abdulaziz	L	L	L			

### TEAM AND PLAYER PERFORMANCES

Won	Total Atts	No	Name
47	79	<b>Total Team</b>	
12	23	1	MAHMOUDI KHATOUNABADI Shahram
11	15	12	MIRZAJANPOURMOUZIRAJI Mojtaba
9	15	7	FAYAZI DAMNABI Pourya
12	42	<b>Total Team</b>	
5	12	9	GHOLAMI Adel
3	5	13	MAHDAVI Mehdi
2	5	6	MOUSAVI ERAGHI Seyed Mohammad
3	71	<b>Total Team</b>	
2	13	9	GHOLAMI Adel
1	6	15	TASHAKORI Armin
13		<b>Total Team</b>	
75	192	<b>Total Team</b>	
13	38	1	MAHMOUDI KHATOUNABADI Shahram
108 km/h		12	MIRZAJANPOURMOUZIRAJI Mojtaba

Scoring Skills	Won	Total Atts	No	Name
Spike	31	79	<b>Total Team</b>	
	10	21	17	ALOTAIBI Abdulrahman
	9	23	1	MANSOUR Abdullah
Block	6	18	6	ABDULMAJIIIEID Sultan
	4	30	<b>Total Team</b>	
	3	11	7	ALSALIM Amer
Serve	1	5	1	MANSOUR Abdullah
		55	<b>Total Team</b>	
Opp Error	18		<b>Total Team</b>	
	53	164	<b>Total Team</b>	
Best Scorer	10	38	1	MANSOUR Abdullah
Fastest Serve	113 km/h		15	ALKAZIMI Zaid

LEGEND			
Atts	Attempts	C	Team Captain
L	Libero player	L	Substitute libero
n	Starting line-up where n = starting position on court (i.e. positions 1 to 6)	nn	Substitute where nn = jersey number of out going player
Opp	Opponent	Pts	Points scored

Timing and Results provided by Tissot



WED 1 OCT 2014  
Start Time: 10:30 / End Time: 12:44

Match No.: 49

### Match Results

경기 결과

Match Duration: 2h 14m  
Spectators: 100

P2

### MDV vs HKG

2 3

Teams	Sets	1	2	3	4	5	Total
MDV	2	23	25	20	29	11	108
HKG	3	25	20	25	27	15	112
	Playing Time	26m	23m	26m	32m	15m	2h 02m

First Referee: PIMTHONGKHONBURI Sasiprapa (THA)

Second Referee: PARK Kisuk (KOR)

MDV - Maldives								
No	C/L	Name	1	2	3	4	5	Pts
2		AHSAN Mohamed	3	3	3	3	4	8
3	L	ABDULLA Junaid	L	L	L	L	L	
5		SAEED Hussain	6	6	6	6	1	4
8	C	MOHAMED Ishan	1	1	1	1	2	1
9		SAJID Ismail	5	5	5	5	6	31
10		ABDUL KAREEM Ahmed	4	2	12	8		3
11		NILAAM Hassan						
12		HUZAAM Ali	2	4	4	4	5	23
13		VISAM Hussain	8					
14	L	NABEEL Ahmed	L	L	L	L	L	
15		ADAM Asfag	12	2	2	2	3	8
16		SHAIN Mohamed		5				

HKG - Hong Kong, China								
No	C/L	Name	1	2	3	4	5	Pts
4		YIK Chi Hin					9	
5	C	KWONG Ngai Shing Jacky	9	1				
7		LAM Chun Man	6	5	6	5	6	8
8		LEE Man Sing	1	6	1	6	1	8
9		CHUNG Wai Sze	2	20	2	1	2	2
11		SIU Cheong Hung	3	2	3	2	3	18
12		WU Lok Kan		5				
13	L	NG Kin Pong Jonathan	L	L	L	L	L	
14		KWOK Chung Kan	8	18	8	8	8	
15		LUK Chun Ho			7	7	7	3
18		YAU Tze Ching	4	3	4	3	4	9
20		CHAN Alex Chi Wai	5	4	5	4	5	31

### TEAM AND PLAYER PERFORMANCES

Won	Total Atts	No Name
62	144	Total Team
25	61	9 SAJID Ismail
21	40	12 HUZAAM Ali
5	14	15 ADAM Asfag
8	55	Total Team
4	14	9 SAJID Ismail
3	13	2 AHSAN Mohamed
1	4	12 HUZAAM Ali
8	109	Total Team
3	22	15 ADAM Asfag
2	20	9 SAJID Ismail
1	16	12 HUZAAM Ali
30		Total Team
108	308	Total Team
31	95	9 SAJID Ismail
89 km/h		10 ABDUL KAREEM Ahmed

Scoring Skills
Spike
Block
Serve
Opp Error
Total
Best Scorer
Fastest Serve

Won	Total Atts	No Name
66	134	Total Team
29	61	20 CHAN Alex Chi Wai
13	27	11 SIU Cheong Hung
8	15	7 LAM Chun Man
7	68	Total Team
3	10	11 SIU Cheong Hung
3	14	18 YAU Tze Ching
1	17	20 CHAN Alex Chi Wai
6	111	Total Team
2	19	9 CHUNG Wai Sze
2	21	11 SIU Cheong Hung
1	15	20 CHAN Alex Chi Wai
33		Total Team
112	313	Total Team
31	93	20 CHAN Alex Chi Wai
99 km/h		20 CHAN Alex Chi Wai

#### LEGEND

Atts Attempts  
L Libero player  
n Starting line-up where n = starting position on court (i.e. positions 1 to 6)  
Opp Opponent

C Team Captain  
L Substitute libero  
nn Substitute where nn = jersey number of out going player  
Pts Points scored

Timing and Results provided by Tissot





Match No.: 50

### Match Results

경기 결과

Match Duration: 1h 32m  
Spectators: 250

P2

### TKM vs MYA

3 1

Teams	Sets	1	2	3	4	Total
TKM	3	17	25	25	25	92
MYA	1	25	18	16	14	73
	Playing Time	20m	23m	21m	19m	1h 23m

First Referee: WANG Ziling (CHN)

Second Referee: TANO Toshihiko (JPN)

TKM - Turkmenistan								
No	C/L	Name	1	2	3	4	5	Pts
1	C	GYLYCHDURDYEV Gurbanmuhammet	3	3	3	3		7
2	L	TACHGELDIYEV Berdimammet	L	L	L	L		
3		ROZMETOV Bahram	6	6	6	6		15
4		GURBANOV Yusup						
5		AZIMOV Merdan						
6		NURYEV Dovletgeldi	4	4	4	4		15
7		MASSAROV Mekan						
8		NURYEV Didar	5	5	5	5		12
9		NURYEV Davut	2	2	2	2		16
10		ARTYKOV Ruslan	1	1	1	1		6
11		MYRATGELDIYEV Begli						
12		GAYPOV Ezizmyrat						

MYA - Myanmar								
No	C/L	Name	1	2	3	4	5	Pts
1		NAY Lin Aung		2	5			
2	C	KYAW Kyaw Htway	1	1	1	6		1
3		ZAW Myo	4	4	4	3		10
4		MYO Min Oo						
5		WIN Tun Oo	6	6	6	5		9
7		KHWE Char Maung		3	2	2		
9		DO Mae Ni Ko	5	5	5	4		13
11		AUNG Thu	3	3	3	2		19
12		YAN Lin Aung				17		
17		THWIN Htoo Zin	2	2	2	1		5
18	L	NAY Lin Aung	L	L	L	L		

### TEAM AND PLAYER PERFORMANCES

Won	Total Atts	No Name
52	108	<b>Total Team</b>
12	20	9 NURYEV Davut
12	29	6 NURYEV Dovletgeldi
11	18	3 ROZMETOV Bahram
15	52	<b>Total Team</b>
3	8	10 ARTYKOV Ruslan
3	9	9 NURYEV Davut
3	14	3 ROZMETOV Bahram
4	92	<b>Total Team</b>
1	19	6 NURYEV Dovletgeldi
1	21	8 NURYEV Didar
1	15	3 ROZMETOV Bahram
21		<b>Total Team</b>
92	252	<b>Total Team</b>
16	43	9 NURYEV Davut
94 km/h		10 ARTYKOV Ruslan

Scoring Skills
Spike
Block
Serve
Opp Error
Total
Best Scorer
Fastest Serve

Won	Total Atts	No Name
47	114	<b>Total Team</b>
19	36	11 AUNG Thu
9	34	5 WIN Tun Oo
8	12	9 DO Mae Ni Ko
8	38	<b>Total Team</b>
4	12	9 DO Mae Ni Ko
2	7	3 ZAW Myo
1	4	2 KYAW Kyaw Htway
2	73	<b>Total Team</b>
1	11	9 DO Mae Ni Ko
1	13	3 ZAW Myo
16		<b>Total Team</b>
73	225	<b>Total Team</b>
19	50	11 AUNG Thu
101 km/h		11 AUNG Thu

#### LEGEND

Atts Attempts  
L Libero player  
n Starting line-up where n = starting position on court (i.e. positions 1 to 6)  
Opp Opponent

C Team Captain  
L Substitute libero  
nn Substitute where nn = jersey number of out going player  
Pts Points scored

Timing and Results provided by Tissot



Match No.: 51

### Match Results

경기 결과

Match Duration: 1h 14m  
Spectators: 275

P2

KSA vs PAK

0 3

Teams	Sets	1	2	3	Total
KSA	0	27	17	16	60
PAK	3	29	25	25	79
	Playing Time	26m	21m	21m	1h 08m

First Referee: FAHAD MOHAMMED Ismael (QAT)

Second Referee: ALI F B Th F Alsaid (KUW)

KSA - Saudi Arabia								
No	C/L	Name	1	2	3	4	5	Pts
2		ALJAHANI Majed Mohammed S	6	1				2
3		ALBAKHET Ahmed Abdulrahman M						
4		ALBAKHEET Nawaf Abdulrahman M	5	6	4			19
7		ALNAJRANI Omar Mansour S		9	2			4
9		ALKHAWAHER Dhia Ali A	3	4	5			5
10	L	ALGHAMDI Ayman Ahmad Y	L	L	L			
12		ALMUTAIRI Muwfaq Masoud S	2	3	1			1
13		ALMABADI Ahmed Masoud M		2	4			1
14		ALDOSSARI Thamer Abdullah S			12			
15	C	ALKHAIBARY Esmael Abdullah A	1	5	3			8
17		MAJRASHI Ibrahim Ali A	4	2				2
18		ALKHALDI Abdulaziz Fahad S			6			2

PAK - Pakistan								
No	C/L	Name	1	2	3	4	5	Pts
1		RASOOL Mohib	3	3	3			14
3		RAZA Mubashir			7			
4		NAQVI Syed Shujah Abbas	6	6	6			7
5		NADEEM Asif	1	1	1			1
6		ALI Akhtar						
7		KHAN Muhammad Ismail	5	5	5			10
8		KHAN Aimal	5					
9		KHAN Nasir	2	2	2			10
10	C	AHMED Naseer	4	4	4			20
12	L	SULTAN Imran	L	L	L			
15		JEHAN Murad						
17		IDREES Muhammad						

### TEAM AND PLAYER PERFORMANCES

Won	Total Atts	No Name
36	80	<b>Total Team</b>
17	31	4 ALBAKHEET Nawaf Abdulrahman M
5	7	15 ALKHAIBARY Esmael Abdullah A
4	11	7 ALNAJRANI Omar Mansour S
6	37	<b>Total Team</b>
2	8	15 ALKHAIBARY Esmael Abdullah A
1	4	2 ALJAHANI Majed Mohammed S
1	3	18 ALKHALDI Abdulaziz Fahad S
2	62	<b>Total Team</b>
1	11	15 ALKHAIBARY Esmael Abdullah A
1	10	4 ALBAKHEET Nawaf Abdulrahman M
16		<b>Total Team</b>
60	179	<b>Total Team</b>
19	46	4 ALBAKHEET Nawaf Abdulrahman M
107 km/h		9 ALKHAWAHER Dhia Ali A

Scoring Skills
<b>Spike</b>
<b>Block</b>
<b>Serve</b>
<b>Opp Error</b>
<b>Total</b>
<b>Best Scorer</b>
<b>Fastest Serve</b>

Won	Total Atts	No Name
44	84	<b>Total Team</b>
15	31	10 AHMED Naseer
10	15	7 KHAN Muhammad Ismail
9	13	1 RASOOL Mohib
10	35	<b>Total Team</b>
3	10	10 AHMED Naseer
3	8	1 RASOOL Mohib
2	5	9 KHAN Nasir
8	77	<b>Total Team</b>
2	13	4 NAQVI Syed Shujah Abbas
2	13	10 AHMED Naseer
2	16	1 RASOOL Mohib
17		<b>Total Team</b>
79	196	<b>Total Team</b>
20	54	10 AHMED Naseer
103 km/h		1 RASOOL Mohib

#### LEGEND

Atts Attempts  
L Libero player  
n Starting line-up where n = starting position on court (i.e. positions 1 to 6)  
Opp Opponent

C Team Captain  
L Substitute libero  
nn Substitute where nn = jersey number of out going player  
Pts Points scored

Timing and Results provided by Tissot



WED 1 OCT 2014  
Start Time: 19:30 / End Time: 21:07

Match No.: 52

### Match Results

경기 결과

Match Duration: 1h 37m  
Spectators: 210

P2

KAZ vs TPE

1 3

Teams	Sets	1	2	3	4	Total
KAZ	1	22	23	25	21	91
TPE	3	25	25	15	25	90
	Playing Time	22m	24m	19m	23m	1h 28m

First Referee: HO Tat Ming Samuel (HKG)

Second Referee: JEON Younga (KOR)

KAZ - Kazakhstan								
No	C/L	Name	1	2	3	4	5	Pts
2		KUZNETSOV Anton	8	8				
3		YUDIN Anton	4	3	4	3		12
4		STOLNIKOV Alexandr						
5		KUZNETSOV Sergey	12					
6	L	BAIBEKOV Kairat	L	L	L	L		
7	C	GORBATKOV Dmitriy	3	5				3
8		GABDULIN Kanat	2	1	2	1		4
9		IMANGALIYEV Marat	6	7	6	5		16
12		KADIRKHANOV Nodirkhan	1	6	1	6		4
17		RADKEVICH Sergey						
18		VORIVODIN Vitaliy	9	2	3	2		16
19		MAMEDOV Maxim	5	4	5	4		12

TPE - Chinese Taipei								
No	C/L	Name	1	2	3	4	5	Pts
2		CHANG Liang Hao			9			
3		LI Chia Hsuan						
6		HUANG Chun Ching	6	6	6	6		9
7		LIU Hung Min			19			1
9		CHIANG Tien Yu	3	3	3	3		7
11		LU CHIANG Yao Chiang	13	9		15		
13		CHENG Ju Chien	1	1	1	1		1
14		WANG Ming Chun	4	4	4	4		24
15		HUANG Chin Feng	5	5	5	5		16
16	L	LIN Yung Shun	L	L	L	L		
17		HUANG Pei Hung			13			1
19	C	CHEN Chien Chen	2	2	2	2		8

### TEAM AND PLAYER PERFORMANCES

Won	Total Atts	No Name
52	94	<b>Total Team</b>
15	24	9 IMANGALIYEV Marat
15	27	18 VORIVODIN Vitaliy
11	25	19 MAMEDOV Maxim
10	44	<b>Total Team</b>
6	11	3 YUDIN Anton
2	4	8 GABDULIN Kanat
1	2	18 VORIVODIN Vitaliy
5	92	<b>Total Team</b>
2	21	8 GABDULIN Kanat
1	16	9 IMANGALIYEV Marat
1	13	3 YUDIN Anton
24		<b>Total Team</b>
91	230	<b>Total Team</b>
16	47	9 IMANGALIYEV Marat
106 km/h		3 YUDIN Anton

Scoring Skills
Spike
Block
Serve
Opp Error
Total
Best Scorer
Fastest Serve

Won	Total Atts	No Name
55	95	<b>Total Team</b>
20	32	14 WANG Ming Chun
14	23	15 HUANG Chin Feng
8	14	6 HUANG Chun Ching
9	43	<b>Total Team</b>
4	8	14 WANG Ming Chun
3	6	9 CHIANG Tien Yu
1	9	13 CHENG Ju Chien
3	89	<b>Total Team</b>
2	14	15 HUANG Chin Feng
1	13	9 CHIANG Tien Yu
23		<b>Total Team</b>
90	227	<b>Total Team</b>
24	55	14 WANG Ming Chun
107 km/h		15 HUANG Chin Feng

#### LEGEND

Atts Attempts  
L Libero player  
n Starting line-up where n = starting position on court (i.e. positions 1 to 6)  
Opp Opponent

C Team Captain  
L Substitute libero  
nn Substitute where nn = jersey number of out going player  
Pts Points scored

Timing and Results provided by Tissot



Match No.: 45

### Match Statistics

경기 통계

Match Duration: 2h 05m  
Spectators: 1500

P3


IND vs JPN  
2 3

Teams	Sets	1	2	3	4	5	Total
IND	2	25	19	25	20	13	102
JPN	3	20	25	23	25	15	108
	Playing Time	24m	23m	25m	25m	16m	1h 53m


First Referee: BOONSIROJ Prasertsak (THA)

Second Referee: KIM Jongheun (KOR)

### IND - India

Scoring Spike

Limit
15.00%

Rk	No	Name	Spikes	Faults	Shots	Total Attempts	Eff %
1	1	GOVINDARAJAN RAMAKRISHNAN Vaishnav	11	-	11	22	50.00
2	13	PRABAGARAN	23	5	9	37	48.65
3	18	MANIDURAI Naveen Raja Jacob	13	3	8	24	41.67
4	17	GURINDER Singh	12	5	18	35	20.00
	12	NAVJIT Singh	5	1	3	9	
	16	MOHAN Ukkrapandian	1	-	2	3	
	3	MANDEEP Singh	-	-	-	-	
	4	RANJIT Singh	-	-	-	-	
	6	CHARLES Jerome Vinith	-	-	-	-	
	10	KHOIWAL Diip	-	-	-	-	
	14	SIVASUBRAMANIAN Kanagaraj	-	-	-	-	
	19	KATARIYA Lavmeet	-	-	-	-	
<b>Team Totals</b>			65	14	51	130	39.23

Scoring Block


Rk	No	Name	Kill Blocks	Faults	Rebounds	Total Attempts	Avg by Set
1	1	GOVINDARAJAN RAMAKRISHNAN Vaishnav	3	10	6	19	0.60
1	12	NAVJIT Singh	3	6	6	15	0.60
3	17	GURINDER Singh	2	3	5	10	0.40
3	13	PRABAGARAN	2	4	3	9	0.40
5	18	MANIDURAI Naveen Raja Jacob	1	-	2	3	0.20
6	16	MOHAN Ukkrapandian	-	4	3	7	0.00
	3	MANDEEP Singh	-	-	-	-	
	4	RANJIT Singh	-	-	-	-	
	6	CHARLES Jerome Vinith	-	-	-	-	
	10	KHOIWAL Diip	-	-	-	-	
	14	SIVASUBRAMANIAN Kanagaraj	-	-	-	-	
	19	KATARIYA Lavmeet	-	-	-	-	
<b>Team Totals</b>			11	27	25	63	2.20

Scoring Service


Rk	No	Name	Aces	Faults	Serve Hits	Total Attempts	Avg by Set
1	1	GOVINDARAJAN RAMAKRISHNAN Vaishnav	1	-	19	20	0.20
2	16	MOHAN Ukkrapandian	-	2	17	19	0.00
2	12	NAVJIT Singh	-	-	18	18	0.00
2	13	PRABAGARAN	-	2	15	17	0.00
2	18	MANIDURAI Naveen Raja Jacob	-	4	12	16	0.00
2	17	GURINDER Singh	-	4	9	13	0.00
2	4	RANJIT Singh	-	-	1	1	0.00
	3	MANDEEP Singh	-	-	-	-	
	6	CHARLES Jerome Vinith	-	-	-	-	
	10	KHOIWAL Diip	-	-	-	-	
	14	SIVASUBRAMANIAN Kanagaraj	-	-	-	-	
	19	KATARIYA Lavmeet	-	-	-	-	
<b>Team Totals</b>			1	12	91	104	0.20

Team

Opponent Errors & Team Faults
25

Timing and Results provided by Tissot



Match No.: 45

### Match Statistics

경기 통계

Match Duration: 2h 05m  
Spectators: 1500

P3


IND vs JPN  
2 3

Teams	Sets	1	2	3	4	5	Total
IND	2	25	19	25	20	13	102
JPN	3	20	25	23	25	15	108
	Playing Time	24m	23m	25m	25m	16m	1h 53m


First Referee: BOONSIROJ Prasertsak (THA)

Second Referee: KIM Jongheun (KOR)

### IND - India

Non-Scoring Dig


Rk	No	Name	Digs	Faults	Receptions	Total Attempts	Avg by Set
1	14	SIVASUBRAMANIAN Kanagaraj	1	6	10	17	0.20
1	12	NAVJIT Singh	1	2	4	7	0.20
3	18	MANIDURAI Naveen Raja Jacob	-	8	7	15	0.00
3	13	PRABAGARAN	-	-	11	11	0.00
3	17	GURINDER Singh	-	2	8	10	0.00
3	16	MOHAN Ukkrapandian	-	3	7	10	0.00
3	1	GOVINDARAJAN RAMAKRISHNAN Vaishnav	-	3	1	4	0.00
3	4	RANJIT Singh	-	1	-	1	0.00
	3	MANDEEP Singh	-	-	-	-	-
	6	CHARLES Jerome Vinith	-	-	-	-	-
	10	KHOIWAL Dilip	-	-	-	-	-
	19	KATARIYA Lavmeet	-	-	-	-	-
<b>Team Totals</b>			2	25	48	75	0.40

Non-Scoring Set


Rk	No	Name	Running Sets	Faults	Still Sets	Total Attempts	Avg by Set
1	16	MOHAN Ukkrapandian	55	-	54	109	11.00
2	4	RANJIT Singh	4	1	-	5	0.80
3	13	PRABAGARAN	2	-	1	3	0.40
4	12	NAVJIT Singh	1	-	-	1	0.20
5	1	GOVINDARAJAN RAMAKRISHNAN Vaishnav	-	-	3	3	0.00
5	14	SIVASUBRAMANIAN Kanagaraj	-	-	2	2	0.00
5	18	MANIDURAI Naveen Raja Jacob	-	-	1	1	0.00
	3	MANDEEP Singh	-	-	-	-	-
	6	CHARLES Jerome Vinith	-	-	-	-	-
	10	KHOIWAL Dilip	-	-	-	-	-
	17	GURINDER Singh	-	-	-	-	-
	19	KATARIYA Lavmeet	-	-	-	-	-
<b>Team Totals</b>			62	1	61	124	12.40

Non-Scoring Reception

<b>Limit</b>
<b>25.00%</b>

Rk	No	Name	Excellents	Faults	Serve Receptions	Total Attempts	Succ %
1	13	PRABAGARAN	19	1	22	42	45.24
2	18	MANIDURAI Naveen Raja Jacob	7	3	19	29	24.14
	14	SIVASUBRAMANIAN Kanagaraj	9	1	11	21	
	16	MOHAN Ukkrapandian	-	-	1	1	
	19	KATARIYA Lavmeet	-	-	1	1	
	1	GOVINDARAJAN RAMAKRISHNAN Vaishnav	-	-	-	-	
	3	MANDEEP Singh	-	-	-	-	
	4	RANJIT Singh	-	-	-	-	
	6	CHARLES Jerome Vinith	-	-	-	-	
	10	KHOIWAL Dilip	-	-	-	-	
	12	NAVJIT Singh	-	-	-	-	
	17	GURINDER Singh	-	-	-	-	
<b>Team Totals</b>			35	5	54	94	37.23

Timing and Results provided by Tissot





Match No.: 45

### Match Statistics

경기 통계

Match Duration: 2h 05m  
Spectators: 1500

P3


IND vs JPN  
2 3

Teams	Sets	1	2	3	4	5	Total
IND	2	25	19	25	20	13	102
JPN	3	20	25	23	25	15	108
	Playing Time	24m	23m	25m	25m	16m	1h 53m


First Referee: BOONSIROJ Prasertsak (THA)

Second Referee: KIM Jongheun (KOR)


### JPN - Japan

Scoring Spike

Limit
15.00%

Rk	No	Name	Spikes	Faults	Shots	Total Attempts	Eff %
1	7	KOSHIKAWA Yu	21	6	15	42	35.71
2	1	SHIMIZU Kunihiro	21	8	15	44	29.55
	14	ISHIKAWA Yuki	12	4	2	18	
	18	YONEYAMA Yuta	7	4	5	16	
	16	DEKITA Takashi	9	-	5	14	
	12	YAMAUCHI Akihiro	5	1	2	8	
	8	TSUBAKIYAMA Ryosuke	-	1	-	1	
	6	UCHIYAMA Shohei	-	-	-	-	
	11	YANAGIDA Masahiro	-	-	-	-	
	13	FUKATSU Hideomi	-	-	-	-	
	17	NAGANO Takeshi	-	-	-	-	
	19	FUSHIMI Yamato	-	-	-	-	
Team Totals			75	24	44	143	35.66

Scoring Block


Rk	No	Name	Kill Blocks	Faults	Rebounds	Total Attempts	Avg by Set
1	16	DEKITA Takashi	3	5	7	15	0.60
1	12	YAMAUCHI Akihiro	3	3	5	11	0.60
3	13	FUKATSU Hideomi	1	3	4	8	0.20
3	14	ISHIKAWA Yuki	1	-	-	1	0.20
5	7	KOSHIKAWA Yu	-	5	5	10	0.00
5	1	SHIMIZU Kunihiro	-	2	1	3	0.00
5	18	YONEYAMA Yuta	-	2	-	2	0.00
5	8	TSUBAKIYAMA Ryosuke	-	-	1	1	0.00
	6	UCHIYAMA Shohei	-	-	-	-	
	11	YANAGIDA Masahiro	-	-	-	-	
	17	NAGANO Takeshi	-	-	-	-	
	19	FUSHIMI Yamato	-	-	-	-	
Team Totals			8	20	23	51	1.60

Scoring Service


Rk	No	Name	Aces	Faults	Serve Hits	Total Attempts	Avg by Set
1	14	ISHIKAWA Yuki	3	2	9	14	0.60
2	7	KOSHIKAWA Yu	1	3	14	18	0.20
2	11	YANAGIDA Masahiro	1	1	6	8	0.20
4	13	FUKATSU Hideomi	-	-	20	20	0.00
4	1	SHIMIZU Kunihiro	-	5	9	14	0.00
4	12	YAMAUCHI Akihiro	-	-	12	12	0.00
4	18	YONEYAMA Yuta	-	-	11	11	0.00
4	16	DEKITA Takashi	-	-	9	9	0.00
	6	UCHIYAMA Shohei	-	-	-	-	
	8	TSUBAKIYAMA Ryosuke	-	-	-	-	
	17	NAGANO Takeshi	-	-	-	-	
	19	FUSHIMI Yamato	-	-	-	-	
Team Totals			5	11	90	106	1.00

Team
Opponent Errors & Team Faults

20
----

Timing and Results provided by Tissot



Match No.: 45

Match Statistics

경기 통계

Match Duration: 2h 05m  
Spectators: 1500

P3


IND vs JPN  
2 3


Teams	Sets	1	2	3	4	5	Total
IND	2	25	19	25	20	13	102
JPN	3	20	25	23	25	15	108
	Playing Time	24m	23m	25m	25m	16m	1h 53m


First Referee: BOONSIROJ Prasertsak (THA)

Second Referee: KIM Jongheun (KOR)

JPN - Japan

Non-Scoring Dig	Rk	No	Name	Digs	Faults	Receptions	Total Attempts	Avg by Set	
	1	7	KOSHIKAWA Yu	2	2	10	14	0.40	
	2	17	NAGANO Takeshi	1	7	16	24	0.20	
	2	13	FUKATSU Hideomi	1	2	10	13	0.20	
	4	1	SHIMIZU Kunihiro	-	2	10	12	0.00	
	4	14	ISHIKAWA Yuki	-	-	9	9	0.00	
	4	18	YONEYAMA Yuta	-	1	3	4	0.00	
	4	16	DEKITA Takashi	-	1	2	3	0.00	
	4	11	YANAGIDA Masahiro	-	3	-	3	0.00	
	4	12	YAMAUCHI Akihiro	-	-	1	1	0.00	
		6	UCHIYAMA Shohei	-	-	-	-	-	
		8	TSUBAKIYAMA Ryosuke	-	-	-	-	-	
		19	FUSHIMI Yamato	-	-	-	-	-	
	<b>Team Totals</b>				4	18	61	83	0.80

Non-Scoring Set	Rk	No	Name	Running Sets	Faults	Still Sets	Total Attempts	Avg by Set	
	1	13	FUKATSU Hideomi	72	-	54	126	14.40	
	2	17	NAGANO Takeshi	1	-	7	8	0.20	
	2	18	YONEYAMA Yuta	1	-	1	2	0.20	
	2	14	ISHIKAWA Yuki	1	-	-	1	0.20	
	5	1	SHIMIZU Kunihiro	-	1	3	4	0.00	
	5	6	UCHIYAMA Shohei	-	-	2	2	0.00	
	5	7	KOSHIKAWA Yu	-	-	1	1	0.00	
		8	TSUBAKIYAMA Ryosuke	-	-	-	-	-	
		11	YANAGIDA Masahiro	-	-	-	-	-	
		12	YAMAUCHI Akihiro	-	-	-	-	-	
		16	DEKITA Takashi	-	-	-	-	-	
		19	FUSHIMI Yamato	-	-	-	-	-	
	<b>Team Totals</b>				75	1	68	144	15.00

Non-Scoring Reception	Rk	No	Name	Excellents	Faults	Serve Receptions	Total Attempts	Succ %	
	1	17	NAGANO Takeshi	18	1	11	30	60.00	
	2	18	YONEYAMA Yuta	14	-	16	30	46.67	
		7	KOSHIKAWA Yu	9	-	10	19	-	
		14	ISHIKAWA Yuki	3	-	10	13	-	
		1	SHIMIZU Kunihiro	-	-	-	-	-	
		6	UCHIYAMA Shohei	-	-	-	-	-	
		8	TSUBAKIYAMA Ryosuke	-	-	-	-	-	
		11	YANAGIDA Masahiro	-	-	-	-	-	
		12	YAMAUCHI Akihiro	-	-	-	-	-	
		13	FUKATSU Hideomi	-	-	-	-	-	
		16	DEKITA Takashi	-	-	-	-	-	
		19	FUSHIMI Yamato	-	-	-	-	-	
	<b>Team Totals</b>				44	1	47	92	47.83

LEGEND								
Avg	Average	Eff%	Efficiency	Rk	Rank	Succ%	Success %	

Timing and Results provided by Tissot



Match No.: 46

### Match Statistics

경기 통계

Match Duration: 1h 58m  
Spectators: 900

P3

QAT vs CHN


1 3

Teams	Sets	1	2	3	4	Total
QAT	1	23	25	23	21	92
CHN	3	25	20	25	25	95
Playing Time		27m	27m	28m	27m	1h 49m


First Referee: INDO Tomokazu (JPN)

Second Referee: FIROUZI Ebrahim (IRI)


### QAT - Qatar

Scoring Spike

Limit 15.00%

Rk	No	Name	Spikes	Faults	Shots	Total Attempts	Eff %
1	10	SADIKH Ndir	17	5	15	37	32.43
2	12	HAMMAD Mubarak	9	3	22	34	17.65
	6	CHIGBO John	10	2	6	18	
	16	IBRAHIM Ibrahim	10	1	4	15	
	4	RIBERO Renan	7	2	6	15	
	2	MOHAMED Jumah	3	3	7	13	
	3	STEVANOVIC Milos	-	1	-	1	
	5	SAAD Sulaiman	-	-	-	-	
	9	BAIRAMI Ali	-	-	-	-	
	11	DIAB Ahmad	-	-	-	-	
	15	ABUWATFA Mohammed	-	-	-	-	
	19	EBRAHIM Mohammed	-	-	-	-	
Team Totals			56	17	60	133	29.32

Scoring Block


Rk	No	Name	Kill Blocks	Faults	Rebounds	Total Attempts	Avg by Set
1	6	CHIGBO John	4	4	4	12	1.00
2	12	HAMMAD Mubarak	3	8	4	15	0.75
2	16	IBRAHIM Ibrahim	3	8	1	12	0.75
4	10	SADIKH Ndir	2	-	5	7	0.50
4	3	STEVANOVIC Milos	2	2	2	6	0.50
6	4	RIBERO Renan	1	1	1	3	0.25
7	2	MOHAMED Jumah	-	2	2	4	0.00
	5	SAAD Sulaiman	-	-	-	-	
	9	BAIRAMI Ali	-	-	-	-	
	11	DIAB Ahmad	-	-	-	-	
	15	ABUWATFA Mohammed	-	-	-	-	
	19	EBRAHIM Mohammed	-	-	-	-	
Team Totals			15	25	19	59	3.75

Scoring Service


Rk	No	Name	Aces	Faults	Serve Hits	Total Attempts	Avg by Set
1	12	HAMMAD Mubarak	3	4	9	16	0.75
2	6	CHIGBO John	1	-	14	15	0.25
2	10	SADIKH Ndir	1	2	11	14	0.25
4	3	STEVANOVIC Milos	-	2	11	13	0.00
4	4	RIBERO Renan	-	-	12	12	0.00
4	16	IBRAHIM Ibrahim	-	-	12	12	0.00
4	2	MOHAMED Jumah	-	1	7	8	0.00
4	15	ABUWATFA Mohammed	-	1	2	3	0.00
	5	SAAD Sulaiman	-	-	-	-	
	9	BAIRAMI Ali	-	-	-	-	
	11	DIAB Ahmad	-	-	-	-	
	19	EBRAHIM Mohammed	-	-	-	-	
Team Totals			5	10	78	93	1.25

Team
Opponent Errors & Team Faults

Opponent Errors & Team Faults	16	1
-------------------------------	----	---

Timing and Results provided by Tissot



Match No.: 46

### Match Statistics

경기 통계

Match Duration: 1h 58m  
Spectators: 900

P3

QAT vs CHN


1 3

Teams	Sets	1	2	3	4	Total
QAT	1	23	25	23	21	92
CHN	3	25	20	25	25	95
Playing Time		27m	27m	28m	27m	1h 49m

First Referee: INDO Tomokazu (JPN)

Second Referee: FIROUZI Ebrahim (IRI)

### QAT - Qatar

Non-Scoring Dig


Rk	No	Name	Digs	Faults	Receptions	Total Attempts	Avg by Set
1	5	SAAD Sulaiman	7	5	11	23	1.75
2	3	STEVANOVIC Milos	3	1	8	12	0.75
3	12	HAMMAD Mubarak	2	1	7	10	0.50
3	4	RIBERO Renan	2	1	2	5	0.50
5	2	MOHAMED Jumah	-	2	7	9	0.00
5	10	SADIKH Ndir	-	-	8	8	0.00
5	6	CHIGBO John	-	2	4	6	0.00
5	16	IBRAHIM Ibrahim	-	2	2	4	0.00
5	15	ABUWATFA Mohammed	-	-	3	3	0.00
	9	BAIRAMI Ali	-	-	-	-	-
	11	DIAB Ahmad	-	-	-	-	-
	19	EBRAHIM Mohammed	-	-	-	-	-
<b>Team Totals</b>			14	14	52	80	3.50

Non-Scoring Set


Rk	No	Name	Running Sets	Faults	Still Sets	Total Attempts	Avg by Set
1	3	STEVANOVIC Milos	45	1	58	104	11.25
2	5	SAAD Sulaiman	6	-	8	14	1.50
3	10	SADIKH Ndir	1	-	4	5	0.25
3	4	RIBERO Renan	1	-	1	2	0.25
3	16	IBRAHIM Ibrahim	1	-	1	2	0.25
6	15	ABUWATFA Mohammed	-	-	3	3	0.00
6	12	HAMMAD Mubarak	-	-	1	1	0.00
	2	MOHAMED Jumah	-	-	-	-	-
	6	CHIGBO John	-	-	-	-	-
	9	BAIRAMI Ali	-	-	-	-	-
	11	DIAB Ahmad	-	-	-	-	-
	19	EBRAHIM Mohammed	-	-	-	-	-
<b>Team Totals</b>			54	1	76	131	13.50

Non-Scoring Reception

<b>Limit</b>
<b>25.00%</b>

Rk	No	Name	Excellents	Faults	Serve Receptions	Total Attempts	Succ %
1	5	SAAD Sulaiman	11	-	13	24	45.83
2	10	SADIKH Ndir	4	2	24	30	13.33
	4	RIBERO Renan	8	-	11	19	-
	2	MOHAMED Jumah	5	-	4	9	-
	3	STEVANOVIC Milos	-	-	-	-	-
	6	CHIGBO John	-	-	-	-	-
	9	BAIRAMI Ali	-	-	-	-	-
	11	DIAB Ahmad	-	-	-	-	-
	12	HAMMAD Mubarak	-	-	-	-	-
	15	ABUWATFA Mohammed	-	-	-	-	-
	16	IBRAHIM Ibrahim	-	-	-	-	-
	19	EBRAHIM Mohammed	-	-	-	-	-
<b>Team Totals</b>			28	2	52	82	34.15



Match No.: 46

Match Statistics

경기 통계

Match Duration: 1h 58m  
Spectators: 900

P3

QAT vs CHN


1 3

Teams	Sets	1	2	3	4	Total
QAT	1	23	25	23	21	92
CHN	3	25	20	25	25	95
Playing Time		27m	27m	28m	27m	1h 49m


First Referee: INDO Tomokazu (JPN)

Second Referee: FIROUZI Ebrahim (IRI)


CHN - China

Scoring Spike

Limit 15.00%

Rk	No	Name	Spikes	Faults	Shots	Total Attempts	Eff %
1	7	ZHONG Weijun	26	4	13	43	51.16
2	4	ZHANG Chen	19	5	8	32	43.75
3	3	YUAN Zhi	8	6	29	43	4.65
	11	GENG Xin	8	1	5	14	
	13	KOU Zhichao	2	1	3	6	
	6	LIANG Chunlong	1	-	1	2	
	14	XU Jingtao	-	1	-	1	
	8	CUI Jianjun	-	-	-	-	
	15	LI Runming	-	-	-	-	
	16	REN Qi	-	-	-	-	
	18	JI Daoshuai	-	-	-	-	
	22	MAO Tianyi	-	-	-	-	
Team Totals			64	18	59	141	32.62

Scoring Block


Rk	No	Name	Kill Blocks	Faults	Rebounds	Total Attempts	Avg by Set
1	11	GENG Xin	3	5	11	19	0.75
2	6	LIANG Chunlong	2	6	9	17	0.50
3	7	ZHONG Weijun	1	2	3	6	0.25
4	15	LI Runming	-	3	5	8	0.00
4	4	ZHANG Chen	-	1	3	4	0.00
4	3	YUAN Zhi	-	1	1	2	0.00
4	14	XU Jingtao	-	1	-	1	0.00
	8	CUI Jianjun	-	-	-	-	
	13	KOU Zhichao	-	-	-	-	
	16	REN Qi	-	-	-	-	
	18	JI Daoshuai	-	-	-	-	
	22	MAO Tianyi	-	-	-	-	
Team Totals			6	19	32	57	1.50

Scoring Service


Rk	No	Name	Aces	Faults	Serve Hits	Total Attempts	Avg by Set
1	3	YUAN Zhi	2	2	12	16	0.50
2	7	ZHONG Weijun	-	2	16	18	0.00
2	11	GENG Xin	-	1	15	16	0.00
2	6	LIANG Chunlong	-	-	14	14	0.00
2	4	ZHANG Chen	-	2	9	11	0.00
2	15	LI Runming	-	3	8	11	0.00
2	13	KOU Zhichao	-	2	5	7	0.00
2	14	XU Jingtao	-	-	1	1	0.00
	8	CUI Jianjun	-	-	-	-	
	16	REN Qi	-	-	-	-	
	18	JI Daoshuai	-	-	-	-	
	22	MAO Tianyi	-	-	-	-	
Team Totals			2	12	80	94	0.50

Team
Opponent Errors & Team Faults

23
----





Match No.: 46

### Match Statistics

경기 통계

Match Duration: 1h 58m  
Spectators: 900

P3

QAT vs CHN


1 3

Teams	Sets	1	2	3	4	Total
QAT	1	23	25	23	21	92
CHN	3	25	20	25	25	95
Playing Time		27m	27m	28m	27m	1h 49m


First Referee: INDO Tomokazu (JPN)

Second Referee: FIROUZI Ebrahim (IRI)

### CHN - China

Non-Scoring Dig


Rk	No	Name	Digs	Faults	Receptions	Total Attempts	Avg by Set
1	16	REN Qi	3	5	17	25	0.75
2	15	LI Runming	1	3	13	17	0.25
2	4	ZHANG Chen	1	1	7	9	0.25
4	3	YUAN Zhi	-	2	10	12	0.00
4	7	ZHONG Weijun	-	3	7	10	0.00
4	11	GENG Xin	-	4	2	6	0.00
4	6	LIANG Chunlong	-	-	3	3	0.00
4	13	KOU Zhichao	-	-	1	1	0.00
4	14	XU Jingtao	-	1	-	1	0.00
	8	CUI Jianjun	-	-	-	-	
	18	JI Daoshuai	-	-	-	-	
	22	MAO Tianyi	-	-	-	-	
<b>Team Totals</b>			5	19	60	84	1.25

Non-Scoring Set


Rk	No	Name	Running Sets	Faults	Still Sets	Total Attempts	Avg by Set
1	15	LI Runming	55	-	57	112	13.75
2	6	LIANG Chunlong	2	-	4	6	0.50
2	4	ZHANG Chen	2	-	3	5	0.50
4	11	GENG Xin	1	-	1	2	0.25
5	16	REN Qi	-	-	8	8	0.00
5	7	ZHONG Weijun	-	1	4	5	0.00
	3	YUAN Zhi	-	-	-	-	
	8	CUI Jianjun	-	-	-	-	
	13	KOU Zhichao	-	-	-	-	
	14	XU Jingtao	-	-	-	-	
	18	JI Daoshuai	-	-	-	-	
	22	MAO Tianyi	-	-	-	-	
<b>Team Totals</b>			60	1	77	138	15.00

Non-Scoring Reception

<b>Limit</b>
25.00%

Rk	No	Name	Excellents	Faults	Serve Receptions	Total Attempts	Succ %
1	7	ZHONG Weijun	14	-	19	33	42.42
2	4	ZHANG Chen	10	1	17	28	35.71
	16	REN Qi	5	3	11	19	
	11	GENG Xin	-	-	1	1	
	3	YUAN Zhi	-	1	-	1	
	6	LIANG Chunlong	-	-	-	-	
	8	CUI Jianjun	-	-	-	-	
	13	KOU Zhichao	-	-	-	-	
	14	XU Jingtao	-	-	-	-	
	15	LI Runming	-	-	-	-	
	18	JI Daoshuai	-	-	-	-	
	22	MAO Tianyi	-	-	-	-	
<b>Team Totals</b>			29	5	48	82	35.37

Avg	Eff%	Rk	Succ%
Average	Efficiency	Rank	Success %

Timing and Results provided by Tissot



Match No.: 47

### Match Statistics

경기 통계

Match Duration: 1h 45m  
Spectators: 1700

P3


KOR vs THA  
3 1

Teams	Sets	1	2	3	4	Total
KOR	3	25	25	25	25	100
THA	1	21	27	21	19	88
Playing Time		22m	28m	24m	22m	1h 36m


First Referee: CHENG Lai Chun (TPE)

Second Referee: LEE Heung Fai (HKG)


### KOR - Republic of Korea

Scoring Spike

Limit
15.00%

Rk	No	Name	Spikes	Faults	Shots	Total Attempts	Eff %
1	17	SEO Jaeduck	18	2	6	26	61.54
2	12	JEON Kwangin	14	5	2	21	42.86
	9	KWAK Seungsuk	8	1	2	11	
	8	PARK Sangha	6	-	3	9	
	4	SHIN Yungsuk	6	1	1	8	
	1	SONG Myunggeun	2	2	-	4	
	11	CHOI Minho	2	-	-	2	
	2	HAN Sunsoo	-	1	1	2	
	6	LEE Mingyu	-	-	-	-	
	10	BU Yongchan	-	-	-	-	
	13	PARK Chulwoo	-	-	-	-	
	19	JEONG Minsu	-	-	-	-	
Team Totals			56	12	15	83	53.01

Scoring Block


Rk	No	Name	Kill Blocks	Faults	Rebounds	Total Attempts	Avg by Set
1	8	PARK Sangha	4	4	4	12	1.00
2	12	JEON Kwangin	3	6	4	13	0.75
3	17	SEO Jaeduck	2	4	-	6	0.50
3	11	CHOI Minho	2	2	-	4	0.50
5	9	KWAK Seungsuk	1	1	2	4	0.25
6	4	SHIN Yungsuk	-	1	5	6	0.00
6	2	HAN Sunsoo	-	3	1	4	0.00
6	13	PARK Chulwoo	-	1	-	1	0.00
	1	SONG Myunggeun	-	-	-	-	
	6	LEE Mingyu	-	-	-	-	
	10	BU Yongchan	-	-	-	-	
	19	JEONG Minsu	-	-	-	-	
Team Totals			12	22	16	50	3.00

Scoring Service


Rk	No	Name	Aces	Faults	Serve Hits	Total Attempts	Avg by Set
1	17	SEO Jaeduck	1	3	13	17	0.25
1	4	SHIN Yungsuk	1	2	10	13	0.25
1	12	JEON Kwangin	1	5	5	11	0.25
1	11	CHOI Minho	1	1	5	7	0.25
5	9	KWAK Seungsuk	-	3	16	19	0.00
5	8	PARK Sangha	-	1	13	14	0.00
5	2	HAN Sunsoo	-	3	11	14	0.00
5	6	LEE Mingyu	-	-	2	2	0.00
5	1	SONG Myunggeun	-	2	-	2	0.00
	10	BU Yongchan	-	-	-	-	
	13	PARK Chulwoo	-	-	-	-	
	19	JEONG Minsu	-	-	-	-	
Team Totals			4	20	75	99	1.00

Team
Opponent Errors & Team Faults

28
----

Timing and Results provided by Tissot



Match No.: 47

### Match Statistics

경기 통계

Match Duration: 1h 45m  
Spectators: 1700

P3


KOR vs THA  
3 1

Teams	Sets	1	2	3	4	Total
KOR	3	25	25	25	25	100
THA	1	21	27	21	19	88
Playing Time		22m	28m	24m	22m	1h 36m


First Referee: CHENG Lai Chun (TPE)

Second Referee: LEE Heung Fai (HKG)

### KOR - Republic of Korea

Non-Scoring Dig


Rk	No	Name	Digs	Faults	Receptions	Total Attempts	Avg by Set
1	10	BU Yongchan	3	4	2	9	0.75
2	17	SEO Jaeduck	1	2	5	8	0.25
2	12	JEON Kwangin	1	2	3	6	0.25
2	2	HAN Sunsoo	1	-	3	4	0.25
5	8	PARK Sangha	-	1	3	4	0.00
5	9	KWAK Seungsuk	-	-	3	3	0.00
5	4	SHIN Yungsuk	-	1	1	2	0.00
5	1	SONG Myunggeun	-	2	-	2	0.00
	6	LEE Mingyu	-	-	-	-	
	11	CHOI Minho	-	-	-	-	
	13	PARK Chulwoo	-	-	-	-	
	19	JEONG Minsu	-	-	-	-	
<b>Team Totals</b>			6	12	20	38	1.50

Non-Scoring Set


Rk	No	Name	Running Sets	Faults	Still Sets	Total Attempts	Avg by Set
1	2	HAN Sunsoo	45	1	20	66	11.25
2	10	BU Yongchan	2	-	-	2	0.50
2	17	SEO Jaeduck	2	-	-	2	0.50
4	4	SHIN Yungsuk	1	-	1	2	0.25
4	9	KWAK Seungsuk	1	-	1	2	0.25
4	19	JEONG Minsu	1	-	1	2	0.25
4	1	SONG Myunggeun	1	-	-	1	0.25
4	8	PARK Sangha	1	-	-	1	0.25
	6	LEE Mingyu	-	-	-	-	
	11	CHOI Minho	-	-	-	-	
	12	JEON Kwangin	-	-	-	-	
	13	PARK Chulwoo	-	-	-	-	
<b>Team Totals</b>			54	1	23	78	13.50

Non-Scoring Reception

<b>Limit</b>
<b>25.00%</b>

Rk	No	Name	Excellents	Faults	Serve Receptions	Total Attempts	Succ %
1	9	KWAK Seungsuk	18	3	20	41	43.90
2	19	JEONG Minsu	7	1	10	18	38.89
	12	JEON Kwangin	1	1	1	3	
	17	SEO Jaeduck	-	-	2	2	
	1	SONG Myunggeun	-	-	1	1	
	10	BU Yongchan	1	-	-	1	
	2	HAN Sunsoo	-	-	-	-	
	4	SHIN Yungsuk	-	-	-	-	
	6	LEE Mingyu	-	-	-	-	
	8	PARK Sangha	-	-	-	-	
	11	CHOI Minho	-	-	-	-	
	13	PARK Chulwoo	-	-	-	-	
<b>Team Totals</b>			27	5	34	66	40.91



Match No.: 47

### Match Statistics

경기 통계

Match Duration: 1h 45m  
Spectators: 1700

P3

KOR vs THA

3 1

Teams	Sets	1	2	3	4	Total
KOR	3	25	25	25	25	100
THA	1	21	27	21	19	88
Playing Time		22m	28m	24m	22m	1h 36m

First Referee: CHENG Lai Chun (TPE)


Second Referee: LEE Heung Fai (HKG)

### THA - Thailand

Scoring Spike

Limit
15.00%

Rk	No	Name	Spikes	Faults	Shots	Total Attempts	Eff %
1	14	SOMKANE Kitsada	15	3	2	20	60.00
2	9	SRI UTTAWONG Kittikun	13	2	7	22	50.00
3	1	RAKSAKAEW Jirayu	14	6	14	34	23.53
	10	NAMKHUNTHOD Kittinon	4	3	3	10	
	17	CHAROENSUK Saranchit	1	1	1	3	
	16	NAKPRASONG Teerasak	1	1	-	2	
	2	VAENPRADAB Montri	1	-	-	1	
	3	NANBOON Kon	-	-	-	-	
	7	SILAPASRON Kanit	-	-	-	-	
	12	WATTANA Yossapol	-	-	-	-	
	13	SUKSALA Wutthichai	-	-	-	-	
	18	PHUANGLIB Montri	-	-	-	-	
Team Totals			49	16	27	92	35.87

Scoring Block


Rk	No	Name	Kill Blocks	Faults	Rebounds	Total Attempts	Avg by Set
1	10	NAMKHUNTHOD Kittinon	3	2	1	6	0.75
2	1	RAKSAKAEW Jirayu	1	2	1	4	0.25
3	16	NAKPRASONG Teerasak	-	6	2	8	0.00
3	14	SOMKANE Kitsada	-	7	-	7	0.00
3	17	CHAROENSUK Saranchit	-	4	1	5	0.00
3	2	VAENPRADAB Montri	-	1	1	2	0.00
3	9	SRI UTTAWONG Kittikun	-	1	-	1	0.00
	3	NANBOON Kon	-	-	-	-	
	7	SILAPASRON Kanit	-	-	-	-	
	12	WATTANA Yossapol	-	-	-	-	
	13	SUKSALA Wutthichai	-	-	-	-	
	18	PHUANGLIB Montri	-	-	-	-	
Team Totals			4	23	6	33	1.00

Scoring Service


Rk	No	Name	Aces	Faults	Serve Hits	Total Attempts	Avg by Set
1	14	SOMKANE Kitsada	2	7	8	17	0.50
2	10	NAMKHUNTHOD Kittinon	1	2	13	16	0.25
2	1	RAKSAKAEW Jirayu	1	7	7	15	0.25
2	9	SRI UTTAWONG Kittikun	1	3	8	12	0.25
2	16	NAKPRASONG Teerasak	1	-	9	10	0.25
6	17	CHAROENSUK Saranchit	-	2	12	14	0.00
6	2	VAENPRADAB Montri	-	1	4	5	0.00
	3	NANBOON Kon	-	-	-	-	
	7	SILAPASRON Kanit	-	-	-	-	
	12	WATTANA Yossapol	-	-	-	-	
	13	SUKSALA Wutthichai	-	-	-	-	
	18	PHUANGLIB Montri	-	-	-	-	
Team Totals			6	22	61	89	1.50

Team
Opponent Errors & Team Faults

29	1
----	---

Timing and Results provided by Tissot



Match No.: 47

### Match Statistics

경기 통계

Match Duration: 1h 45m  
Spectators: 1700

P3


KOR vs THA  
3 1

Teams	Sets	1	2	3	4	Total
KOR	3	25	25	25	25	100
THA	1	21	27	21	19	88
	Playing Time	22m	28m	24m	22m	1h 36m


First Referee: CHENG Lai Chun (TPE)

Second Referee: LEE Heung Fai (HKG)

### THA - Thailand

Non-Scoring Dig


Rk	No	Name	Digs	Faults	Receptions	Total Attempts	Avg by Set
1	17	CHAROENSUK Saranchit	2	1	2	5	0.50
2	1	RAKSAKAEW Jirayu	1	1	3	5	0.25
3	18	PHUANGLIB Montri	-	5	4	9	0.00
3	14	SOMKANE Kitsada	-	2	6	8	0.00
3	9	SRI UTTHAWONG Kittikun	-	3	1	4	0.00
3	10	NAMKHUNTHOD Kittinon	-	-	2	2	0.00
3	2	VAENPRADAB Montri	-	-	1	1	0.00
3	16	NAKPRASONG Teerasak	-	1	-	1	0.00
	3	NANBOON Kon	-	-	-	-	-
	7	SILAPASRON Kanit	-	-	-	-	-
	12	WATTANA Yossapol	-	-	-	-	-
	13	SUKSALA Wutthichai	-	-	-	-	-
<b>Team Totals</b>			3	13	19	35	0.75

Non-Scoring Set


Rk	No	Name	Running Sets	Faults	Still Sets	Total Attempts	Avg by Set
1	17	CHAROENSUK Saranchit	43	1	39	83	10.75
2	18	PHUANGLIB Montri	2	-	3	5	0.50
3	10	NAMKHUNTHOD Kittinon	1	-	-	1	0.25
	1	RAKSAKAEW Jirayu	-	-	-	-	-
	2	VAENPRADAB Montri	-	-	-	-	-
	3	NANBOON Kon	-	-	-	-	-
	7	SILAPASRON Kanit	-	-	-	-	-
	9	SRI UTTHAWONG Kittikun	-	-	-	-	-
	12	WATTANA Yossapol	-	-	-	-	-
	13	SUKSALA Wutthichai	-	-	-	-	-
	14	SOMKANE Kitsada	-	-	-	-	-
	16	NAKPRASONG Teerasak	-	-	-	-	-
<b>Team Totals</b>			46	1	42	89	11.50

Non-Scoring Reception

<b>Limit</b>
25.00%

Rk	No	Name	Excellents	Faults	Serve Receptions	Total Attempts	Succ %
1	18	PHUANGLIB Montri	13	-	14	27	48.15
2	14	SOMKANE Kitsada	10	1	20	31	32.26
3	9	SRI UTTHAWONG Kittikun	3	2	14	19	15.79
	1	RAKSAKAEW Jirayu	-	1	-	1	-
	2	VAENPRADAB Montri	-	-	-	-	-
	3	NANBOON Kon	-	-	-	-	-
	7	SILAPASRON Kanit	-	-	-	-	-
	10	NAMKHUNTHOD Kittinon	-	-	-	-	-
	12	WATTANA Yossapol	-	-	-	-	-
	13	SUKSALA Wutthichai	-	-	-	-	-
	16	NAKPRASONG Teerasak	-	-	-	-	-
	17	CHAROENSUK Saranchit	-	-	-	-	-
<b>Team Totals</b>			26	4	48	78	33.33

Avg	Eff%	Rk	Succ%
Average	Efficiency	Rank	Success %

Timing and Results provided by Tissot





Match No.: 48

### Match Statistics

경기 통계

Match Duration: 1h 14m  
Spectators: 236

P3


IRI vs KUW  
3 0

Teams	Sets	1	2	3	Total
IRI	3	25	25	25	75
KUW	0	21	18	14	53
	Playing Time	23m	23m	22m	1h 08m


First Referee: LEE Kwanghun (KOR)

Second Referee: WANG Ning (CHN)


### IRI - Iran

Scoring Spike

Limit 15.00%

Rk	No	Name	Spikes	Faults	Shots	Total Attempts	Eff %
1	12	MIRZAJANPOURMOUZIRAJI Mojtaba	11	-	4	15	73.33
2	7	FAYAZI DAMNABI Pourya	9	2	4	15	46.67
3	1	MAHMOUDI KHATOUNABADI Shahram	12	4	7	23	34.78
	6	MOUSAVI ERAGHI Seyed Mohammad	5	1	1	7	
	9	GHOLAMI Adel	3	1	3	7	
	5	GHAEMI Farhad	3	3	-	6	
	13	MAHDAVI Mehdi	2	-	1	3	
	15	TASHAKORI Armin	2	-	1	3	
	2	EBADIPOUR GHARAHASSANLOU Milad	-	-	-	-	
	4	MAROUFLAKRANI Mirsaeid	-	-	-	-	
	8	ZARIF AHANGARAN VARZANDEH Farhad	-	-	-	-	
	10	GHAFOUR Amir	-	-	-	-	
<b>Team Totals</b>			47	11	21	79	45.57

Scoring Block


Rk	No	Name	Kill Blocks	Faults	Rebounds	Total Attempts	Avg by Set
1	9	GHOLAMI Adel	5	5	2	12	1.67
2	13	MAHDAVI Mehdi	3	1	1	5	1.00
3	6	MOUSAVI ERAGHI Seyed Mohammad	2	2	1	5	0.67
4	1	MAHMOUDI KHATOUNABADI Shahram	1	2	2	5	0.33
4	7	FAYAZI DAMNABI Pourya	1	2	2	5	0.33
6	12	MIRZAJANPOURMOUZIRAJI Mojtaba	-	4	2	6	0.00
6	15	TASHAKORI Armin	-	2	1	3	0.00
6	5	GHAEMI Farhad	-	1	-	1	0.00
	2	EBADIPOUR GHARAHASSANLOU Milad	-	-	-	-	
	4	MAROUFLAKRANI Mirsaeid	-	-	-	-	
	8	ZARIF AHANGARAN VARZANDEH Farhad	-	-	-	-	
	10	GHAFOUR Amir	-	-	-	-	
<b>Team Totals</b>			12	19	11	42	4.00

Scoring Service


Rk	No	Name	Aces	Faults	Serve Hits	Total Attempts	Avg by Set
1	9	GHOLAMI Adel	2	1	10	13	0.67
2	15	TASHAKORI Armin	1	-	5	6	0.33
3	13	MAHDAVI Mehdi	-	-	15	15	0.00
3	12	MIRZAJANPOURMOUZIRAJI Mojtaba	-	1	11	12	0.00
3	1	MAHMOUDI KHATOUNABADI Shahram	-	2	8	10	0.00
3	7	FAYAZI DAMNABI Pourya	-	4	4	8	0.00
3	5	GHAEMI Farhad	-	1	3	4	0.00
3	6	MOUSAVI ERAGHI Seyed Mohammad	-	1	2	3	0.00
	2	EBADIPOUR GHARAHASSANLOU Milad	-	-	-	-	
	4	MAROUFLAKRANI Mirsaeid	-	-	-	-	
	8	ZARIF AHANGARAN VARZANDEH Farhad	-	-	-	-	
	10	GHAFOUR Amir	-	-	-	-	
<b>Team Totals</b>			3	10	58	71	1.00

Team

Opponent Errors & Team Faults	13
-------------------------------	----

Timing and Results provided by Tissot



Match No.: 48

### Match Statistics

경기 통계

Match Duration: 1h 14m  
Spectators: 236

P3


IRI vs KUW  
3 0


Teams	Sets	1	2	3	Total
IRI	3	25	25	25	75
KUW	0	21	18	14	53
	Playing Time	23m	23m	22m	1h 08m


First Referee: LEE Kwanghun (KOR)

Second Referee: WANG Ning (CHN)

### IRI - Iran

Non-Scoring Dig	Rk	No	Name	Digs	Faults	Receptions	Total Attempts	Avg by Set	
	1	8	ZARIF AHANGARAN VARZANDEH Farhad	2	2	8	12	0.67	
	2	7	FAYAZI DAMNABI Pourya	1	2	3	6	0.33	
	3	13	MAHDAVI Mehdi	-	1	6	7	0.00	
	3	5	GHAEMI Farhad	-	-	6	6	0.00	
	3	12	MIRZAJANPOURMOUZIRAJI Mojtaba	-	1	5	6	0.00	
	3	1	MAHMOUDI KHATOUNABADI Shahram	-	-	3	3	0.00	
	3	9	GHOLAMI Adel	-	-	3	3	0.00	
	3	6	MOUSAVI ERAGHI Seyed Mohammad	-	2	1	3	0.00	
	3	15	TASHAKORI Armin	-	1	-	1	0.00	
		2	EBADIPOUR GHARAHASSANLOU Milad	-	-	-	-	-	
		4	MAROUFLAKRANI Mirsaeid	-	-	-	-	-	
		10	GHAFOUR Amir	-	-	-	-	-	
	<b>Team Totals</b>				3	9	35	47	1.00

Non-Scoring Set	Rk	No	Name	Running Sets	Faults	Still Sets	Total Attempts	Avg by Set	
	1	13	MAHDAVI Mehdi	38	1	22	61	12.67	
	2	7	FAYAZI DAMNABI Pourya	3	-	1	4	1.00	
	3	5	GHAEMI Farhad	1	-	1	2	0.33	
	4	8	ZARIF AHANGARAN VARZANDEH Farhad	-	-	5	5	0.00	
	4	1	MAHMOUDI KHATOUNABADI Shahram	-	-	1	1	0.00	
	4	9	GHOLAMI Adel	-	-	1	1	0.00	
	4	12	MIRZAJANPOURMOUZIRAJI Mojtaba	-	-	1	1	0.00	
		2	EBADIPOUR GHARAHASSANLOU Milad	-	-	-	-	-	
		4	MAROUFLAKRANI Mirsaeid	-	-	-	-	-	
		6	MOUSAVI ERAGHI Seyed Mohammad	-	-	-	-	-	
		10	GHAFOUR Amir	-	-	-	-	-	
		15	TASHAKORI Armin	-	-	-	-	-	
	<b>Team Totals</b>				42	1	32	75	14.00

Non-Scoring Reception	Rk	No	Name	Excellents	Faults	Serve Receptions	Total Attempts	Succ %	
	1	8	ZARIF AHANGARAN VARZANDEH Farhad	9	-	4	13	69.23	
	2	7	FAYAZI DAMNABI Pourya	5	-	13	18	27.78	
		5	GHAEMI Farhad	6	-	4	10		
		9	GHOLAMI Adel	1	-	2	3		
		6	MOUSAVI ERAGHI Seyed Mohammad	-	-	1	1		
		12	MIRZAJANPOURMOUZIRAJI Mojtaba	-	-	1	1		
		1	MAHMOUDI KHATOUNABADI Shahram	-	-	-	-		
		2	EBADIPOUR GHARAHASSANLOU Milad	-	-	-	-		
		4	MAROUFLAKRANI Mirsaeid	-	-	-	-		
		10	GHAFOUR Amir	-	-	-	-		
		13	MAHDAVI Mehdi	-	-	-	-		
		15	TASHAKORI Armin	-	-	-	-		
	<b>Limit</b>								
	<b>25.00%</b>				21		25	46	45.65
	<b>Team Totals</b>								



Match No.: 48

### Match Statistics

경기 통계

Match Duration: 1h 14m  
Spectators: 236

P3

IRI vs KUW

3 0

Teams	Sets	1	2	3	Total
IRI	3	25	25	25	75
KUW	0	21	18	14	53
	Playing Time	23m	23m	22m	1h 08m

First Referee: LEE Kwanghun (KOR)


Second Referee: WANG Ning (CHN)

### KUW - Kuwait

Scoring Spike

Limit
15.00%

Rk	No	Name	Spikes	Faults	Shots	Total Attempts	Eff %
1	17	ALOTAIBI Abdulrahman	10	6	5	21	19.05
2	6	ABDULMAJIEID Sultan	6	3	9	18	16.67
3	1	MANSOUR Abdullah	9	6	8	23	13.04
	11	ALBANNA Mohammad	4	-	5	9	
	7	ALSALIM Amer	1	2	3	6	
	15	ALKAZIMI Zaid	1	-	1	2	
	2	BAHAROH Mousa	-	-	-	-	
	4	ALKHAREEF Abdulaziz	-	-	-	-	
	5	SAYAH Ali	-	-	-	-	
	13	DASHTI Naser	-	-	-	-	
	14	ALI Abdullah	-	-	-	-	
	18	SALEEM Abdulaziz	-	-	-	-	
Team Totals			31	17	31	79	17.72

Scoring Block


Rk	No	Name	Kill Blocks	Faults	Rebounds	Total Attempts	Avg by Set
1	7	ALSALIM Amer	3	6	2	11	1.00
2	1	MANSOUR Abdullah	1	3	1	5	0.33
3	11	ALBANNA Mohammad	-	5	1	6	0.00
3	6	ABDULMAJIEID Sultan	-	2	3	5	0.00
3	17	ALOTAIBI Abdulrahman	-	2	1	3	0.00
	2	BAHAROH Mousa	-	-	-	-	
	4	ALKHAREEF Abdulaziz	-	-	-	-	
	5	SAYAH Ali	-	-	-	-	
	13	DASHTI Naser	-	-	-	-	
	14	ALI Abdullah	-	-	-	-	
	15	ALKAZIMI Zaid	-	-	-	-	
	18	SALEEM Abdulaziz	-	-	-	-	
Team Totals			4	18	8	30	1.33

Scoring Service


Rk	No	Name	Aces	Faults	Serve Hits	Total Attempts	Avg by Set
1	15	ALKAZIMI Zaid	-	1	10	11	0.00
1	1	MANSOUR Abdullah	-	-	10	10	0.00
1	7	ALSALIM Amer	-	1	8	9	0.00
1	11	ALBANNA Mohammad	-	4	5	9	0.00
1	6	ABDULMAJIEID Sultan	-	1	7	8	0.00
1	17	ALOTAIBI Abdulrahman	-	1	7	8	0.00
	2	BAHAROH Mousa	-	-	-	-	
	4	ALKHAREEF Abdulaziz	-	-	-	-	
	5	SAYAH Ali	-	-	-	-	
	13	DASHTI Naser	-	-	-	-	
	14	ALI Abdullah	-	-	-	-	
	18	SALEEM Abdulaziz	-	-	-	-	
Team Totals				8	47	55	0.00

Team
Opponent Errors & Team Faults

18
----

Timing and Results provided by Tissot



Match No.: 48

### Match Statistics

경기 통계

Match Duration: 1h 14m  
Spectators: 236

P3


IRI vs KUW  
3 0


Teams	Sets	1	2	3	Total
IRI	3	25	25	25	75
KUW	0	21	18	14	53
	Playing Time	23m	23m	22m	1h 08m


First Referee: LEE Kwanghun (KOR)

Second Referee: WANG Ning (CHN)

### KUW - Kuwait

Non-Scoring Dig	Rk	No	Name	Digs	Faults	Receptions	Total Attempts	Avg by Set	
	1	18	SALEEM Abdulaziz	2	4	4	10	0.67	
	2	6	ABDULMAJIEID Sultan	-	-	6	6	0.00	
	2	7	ALSALIM Amer	-	2	4	6	0.00	
	2	17	ALOTAIBI Abdulrahman	-	3	3	6	0.00	
	2	1	MANSOUR Abdullah	-	2	3	5	0.00	
	2	15	ALKAZIMI Zaid	-	-	3	3	0.00	
	2	11	ALBANNA Mohammad	-	1	1	2	0.00	
		2	BAHAROH Mousa	-	-	-	-	-	
		4	ALKHAREEF Abdulaziz	-	-	-	-	-	
		5	SAYAH Ali	-	-	-	-	-	
		13	DASHTI Naser	-	-	-	-	-	
		14	ALI Abdullah	-	-	-	-	-	
	<b>Team Totals</b>				2	12	24	38	0.67

Non-Scoring Set	Rk	No	Name	Running Sets	Faults	Still Sets	Total Attempts	Avg by Set	
	1	15	ALKAZIMI Zaid	28	-	39	67	9.33	
	2	18	SALEEM Abdulaziz	1	-	3	4	0.33	
	2	17	ALOTAIBI Abdulrahman	1	-	2	3	0.33	
	4	7	ALSALIM Amer	-	-	1	1	0.00	
		1	MANSOUR Abdullah	-	-	-	-	-	
		2	BAHAROH Mousa	-	-	-	-	-	
		4	ALKHAREEF Abdulaziz	-	-	-	-	-	
		5	SAYAH Ali	-	-	-	-	-	
		6	ABDULMAJIEID Sultan	-	-	-	-	-	
		11	ALBANNA Mohammad	-	-	-	-	-	
		13	DASHTI Naser	-	-	-	-	-	
		14	ALI Abdullah	-	-	-	-	-	
	<b>Team Totals</b>				30		45	75	10.00

Non-Scoring Reception	Rk	No	Name	Excellents	Faults	Serve Receptions	Total Attempts	Succ %	
	1	18	SALEEM Abdulaziz	6	-	9	15	40.00	
	2	17	ALOTAIBI Abdulrahman	7	2	11	20	35.00	
	3	1	MANSOUR Abdullah	2	1	19	22	9.09	
		4	ALKHAREEF Abdulaziz	-	-	1	1	-	
		11	ALBANNA Mohammad	-	-	1	1	-	
		14	ALI Abdullah	-	-	1	1	-	
		2	BAHAROH Mousa	-	-	-	-	-	
		5	SAYAH Ali	-	-	-	-	-	
		6	ABDULMAJIEID Sultan	-	-	-	-	-	
		7	ALSALIM Amer	-	-	-	-	-	
		13	DASHTI Naser	-	-	-	-	-	
		15	ALKAZIMI Zaid	-	-	-	-	-	
	<b>Limit</b>								
	<b>25.00%</b>				15	3	42	60	25.00
	<b>Team Totals</b>				15	3	42	60	25.00

LEGEND		Eff%		Rk		Succ%	
Avg	Average	Eff%	Efficiency	Rk	Rank	Succ%	Success %

Timing and Results provided by Tissot



WED 1 OCT 2014  
Start Time: 10:30 / End Time: 12:44

Match No.: 49

### Match Statistics

경기 통계

Match Duration: 2h 14m  
Spectators: 100

P3


MDV vs HKG  
2 3

Teams	Sets	1	2	3	4	5	Total
MDV	2	23	25	20	29	11	108
HKG	3	25	20	25	27	15	112
	Playing Time	26m	23m	26m	32m	15m	2h 02m


First Referee: PIMTHONGKHONBURI Sasirapa (THA)

Second Referee: PARK Kisuk (KOR)


### MDV - Maldives

Scoring Spike

Limit
15.00%

Rk	No	Name	Spikes	Faults	Shots	Total Attempts	Eff %
1	12	HUZAAM Ali	21	8	11	40	32.50
2	9	SAJID Ismail	25	7	29	61	29.51
	15	ADAM Asfag	5	3	6	14	
	10	ABDUL KAREEM Ahmed	3	4	3	10	
	5	SAEED Hussain	4	1	4	9	
	2	AHSAN Mohamed	4	1	2	7	
	8	MOHAMED Ishan	-	1	2	3	
	3	ABDULLA Junaid	-	-	-	-	
	11	NILAAM Hassan	-	-	-	-	
	13	VISAM Hussain	-	-	-	-	
	14	NABEEL Ahmed	-	-	-	-	
	16	SHAIN Mohamed	-	-	-	-	
Team Totals			62	25	57	144	25.69

Scoring Block


Rk	No	Name	Kill Blocks	Faults	Rebounds	Total Attempts	Avg by Set
1	9	SAJID Ismail	4	6	4	14	0.80
2	2	AHSAN Mohamed	3	2	8	13	0.60
3	12	HUZAAM Ali	1	1	2	4	0.20
4	5	SAEED Hussain	-	6	4	10	0.00
4	15	ADAM Asfag	-	3	4	7	0.00
4	8	MOHAMED Ishan	-	3	2	5	0.00
4	10	ABDUL KAREEM Ahmed	-	-	1	1	0.00
4	16	SHAIN Mohamed	-	1	-	1	0.00
	3	ABDULLA Junaid	-	-	-	-	
	11	NILAAM Hassan	-	-	-	-	
	13	VISAM Hussain	-	-	-	-	
	14	NABEEL Ahmed	-	-	-	-	
Team Totals			8	22	25	55	1.60

Scoring Service


Rk	No	Name	Aces	Faults	Serve Hits	Total Attempts	Avg by Set
1	15	ADAM Asfag	3	1	18	22	0.60
2	9	SAJID Ismail	2	-	18	20	0.40
3	12	HUZAAM Ali	1	1	14	16	0.20
3	8	MOHAMED Ishan	1	5	10	16	0.20
3	2	AHSAN Mohamed	1	2	12	15	0.20
6	5	SAEED Hussain	-	2	11	13	0.00
6	10	ABDUL KAREEM Ahmed	-	2	3	5	0.00
6	16	SHAIN Mohamed	-	-	2	2	0.00
	3	ABDULLA Junaid	-	-	-	-	
	11	NILAAM Hassan	-	-	-	-	
	13	VISAM Hussain	-	-	-	-	
	14	NABEEL Ahmed	-	-	-	-	
Team Totals			8	13	88	109	1.60

Team
Opponent Errors & Team Faults

30	1
----	---

Timing and Results provided by Tissot





WED 1 OCT 2014  
Start Time: 10:30 / End Time: 12:44

Match No.: 49

### Match Statistics

경기 통계

Match Duration: 2h 14m  
Spectators: 100

P3

MDV vs HKG


2 3

Teams	Sets	1	2	3	4	5	Total
MDV	2	23	25	20	29	11	108
HKG	3	25	20	25	27	15	112
	Playing Time	26m	23m	26m	32m	15m	2h 02m


First Referee: PIMTHONGKHONBURI Sasirapa (THA)

Second Referee: PARK Kisuk (KOR)

### MDV - Maldives

Non-Scoring Dig


Rk	No	Name	Digs	Faults	Receptions	Total Attempts	Avg by Set
1	8	MOHAMED Ishan	5	2	7	14	1.00
2	14	NABEEL Ahmed	3	1	9	13	0.60
2	9	SAJID Ismail	3	2	7	12	0.60
4	15	ADAM Asfag	1	-	9	10	0.20
4	12	HUZAAM Ali	1	4	4	9	0.20
4	2	AHSAN Mohamed	1	1	2	4	0.20
4	10	ABDUL KAREEM Ahmed	1	3	-	4	0.20
8	5	SAEED Hussain	-	4	5	9	0.00
8	3	ABDULLA Junaid	-	2	5	7	0.00
	11	NILAAM Hassan	-	-	-	-	-
	13	VISAM Hussain	-	-	-	-	-
	16	SHAIN Mohamed	-	-	-	-	-
<b>Team Totals</b>			15	19	48	82	3.00

Non-Scoring Set


Rk	No	Name	Running Sets	Faults	Still Sets	Total Attempts	Avg by Set
1	8	MOHAMED Ishan	55	-	56	111	11.00
2	2	AHSAN Mohamed	2	1	4	7	0.40
3	5	SAEED Hussain	1	-	5	6	0.20
3	9	SAJID Ismail	1	-	3	4	0.20
3	12	HUZAAM Ali	1	-	2	3	0.20
3	10	ABDUL KAREEM Ahmed	1	-	1	2	0.20
7	3	ABDULLA Junaid	-	-	3	3	0.00
7	15	ADAM Asfag	-	-	2	2	0.00
	11	NILAAM Hassan	-	-	-	-	-
	13	VISAM Hussain	-	-	-	-	-
	14	NABEEL Ahmed	-	-	-	-	-
	16	SHAIN Mohamed	-	-	-	-	-
<b>Team Totals</b>			61	1	76	138	12.20

Non-Scoring Reception

<b>Limit</b>
<b>25.00%</b>

Rk	No	Name	Excellents	Faults	Serve Receptions	Total Attempts	Succ %
1	15	ADAM Asfag	8	4	29	41	19.51
	9	SAJID Ismail	6	1	16	23	
	3	ABDULLA Junaid	1	-	14	15	
	12	HUZAAM Ali	1	-	7	8	
	14	NABEEL Ahmed	2	-	3	5	
	2	AHSAN Mohamed	-	1	-	1	
	5	SAEED Hussain	-	-	-	-	
	8	MOHAMED Ishan	-	-	-	-	
	10	ABDUL KAREEM Ahmed	-	-	-	-	
	11	NILAAM Hassan	-	-	-	-	
	13	VISAM Hussain	-	-	-	-	
	16	SHAIN Mohamed	-	-	-	-	
<b>Team Totals</b>			18	6	69	93	19.35

Timing and Results provided by Tissot



Match No.: 49

### Match Statistics

경기 통계

Match Duration: 2h 14m  
Spectators: 100

P3


MDV vs HKG  
2 3

Teams	Sets	1	2	3	4	5	Total
MDV	2	23	25	20	29	11	108
HKG	3	25	20	25	27	15	112
	Playing Time	26m	23m	26m	32m	15m	2h 02m


First Referee: PIMTHONGKHONBURI Sasirapa (THA)

Second Referee: PARK Kisuk (KOR)


### HKG - Hong Kong, China

Scoring Spike

Limit
15.00%

Rk	No	Name	Spikes	Faults	Shots	Total Attempts	Eff %
1	20	CHAN Alex Chi Wai	29	7	25	61	36.07
2	11	SIU Cheong Hung	13	5	9	27	29.63
	18	YAU Tze Ching	6	3	6	15	
	7	LAM Chun Man	8	4	3	15	
	8	LEE Man Sing	7	1	4	12	
	15	LUK Chun Ho	3	-	-	3	
	5	KWONG Ngai Shing Jacky	-	-	1	1	
	4	YIK Chi Hin	-	-	-	-	
	9	CHUNG Wai Sze	-	-	-	-	
	12	WU Lok Kan	-	-	-	-	
	13	NG Kin Pong Jonathan	-	-	-	-	
	14	KWOK Chung Kan	-	-	-	-	
Team Totals			66	20	48	134	34.33

Scoring Block


Rk	No	Name	Kill Blocks	Faults	Rebounds	Total Attempts	Avg by Set
1	18	YAU Tze Ching	3	5	6	14	0.60
1	11	SIU Cheong Hung	3	3	4	10	0.60
3	20	CHAN Alex Chi Wai	1	8	8	17	0.20
4	8	LEE Man Sing	-	7	9	16	0.00
4	7	LAM Chun Man	-	2	3	5	0.00
4	5	KWONG Ngai Shing Jacky	-	3	-	3	0.00
4	9	CHUNG Wai Sze	-	1	1	2	0.00
4	15	LUK Chun Ho	-	-	1	1	0.00
	4	YIK Chi Hin	-	-	-	-	
	12	WU Lok Kan	-	-	-	-	
	13	NG Kin Pong Jonathan	-	-	-	-	
	14	KWOK Chung Kan	-	-	-	-	
Team Totals			7	29	32	68	1.40

Scoring Service


Rk	No	Name	Aces	Faults	Serve Hits	Total Attempts	Avg by Set
1	11	SIU Cheong Hung	2	3	16	21	0.40
1	9	CHUNG Wai Sze	2	1	16	19	0.40
3	20	CHAN Alex Chi Wai	1	3	11	15	0.20
3	8	LEE Man Sing	1	2	4	7	0.20
5	18	YAU Tze Ching	-	2	17	19	0.00
5	7	LAM Chun Man	-	-	11	11	0.00
5	14	KWOK Chung Kan	-	2	5	7	0.00
5	15	LUK Chun Ho	-	2	5	7	0.00
5	5	KWONG Ngai Shing Jacky	-	-	5	5	0.00
	4	YIK Chi Hin	-	-	-	-	
	12	WU Lok Kan	-	-	-	-	
	13	NG Kin Pong Jonathan	-	-	-	-	
Team Totals			6	15	90	111	1.20

Team
Opponent Errors & Team Faults

Opponent Errors & Team Faults	33	3
-------------------------------	----	---

Timing and Results provided by Tissot



Match No.: 49

### Match Statistics

경기 통계

Match Duration: 2h 14m  
Spectators: 100

P3


MDV vs HKG  
2 3

Teams	Sets	1	2	3	4	5	Total
MDV	2	23	25	20	29	11	108
HKG	3	25	20	25	27	15	112
	Playing Time	26m	23m	26m	32m	15m	2h 02m


First Referee: PIMTHONGKHONBURI Sasirapa (THA)

Second Referee: PARK Kisuk (KOR)


### HKG - Hong Kong, China

Non-Scoring Dig


Rk	No	Name	Digs	Faults	Receptions	Total Attempts	Avg by Set
1	13	NG Kin Pong Jonathan	7	6	11	24	1.40
2	11	SIU Cheong Hung	6	1	10	17	1.20
3	9	CHUNG Wai Sze	1	1	8	10	0.20
3	7	LAM Chun Man	1	2	2	5	0.20
3	18	YAU Tze Ching	1	3	1	5	0.20
3	8	LEE Man Sing	1	1	1	3	0.20
3	15	LUK Chun Ho	1	-	-	1	0.20
8	20	CHAN Alex Chi Wai	-	2	9	11	0.00
8	14	KWOK Chung Kan	-	-	2	2	0.00
8	5	KWONG Ngai Shing Jacky	-	-	1	1	0.00
4		YIK Chi Hin	-	-	-	-	-
12		WU Lok Kan	-	-	-	-	-
<b>Team Totals</b>			18	16	45	79	3.60

Non-Scoring Set


Rk	No	Name	Running Sets	Faults	Still Sets	Total Attempts	Avg by Set
1	9	CHUNG Wai Sze	43	-	47	90	8.60
2	5	KWONG Ngai Shing Jacky	14	-	8	22	2.80
3	13	NG Kin Pong Jonathan	4	-	4	8	0.80
4	11	SIU Cheong Hung	2	-	5	7	0.40
4	14	KWOK Chung Kan	2	-	2	4	0.40
6	8	LEE Man Sing	1	-	-	1	0.20
7	20	CHAN Alex Chi Wai	-	-	1	1	0.00
4		YIK Chi Hin	-	-	-	-	-
7		LAM Chun Man	-	-	-	-	-
12		WU Lok Kan	-	-	-	-	-
15		LUK Chun Ho	-	-	-	-	-
18		YAU Tze Ching	-	-	-	-	-
<b>Team Totals</b>			66		67	133	13.20

Non-Scoring Reception

<b>Limit</b>
<b>25.00%</b>

Rk	No	Name	Excellents	Faults	Serve Receptions	Total Attempts	Succ %
1	11	SIU Cheong Hung	7	1	24	32	21.88
2	13	NG Kin Pong Jonathan	4	2	18	24	16.67
7		LAM Chun Man	4	2	16	22	
14		KWOK Chung Kan	2	2	5	9	
15		LUK Chun Ho	-	-	2	2	
9		CHUNG Wai Sze	1	-	-	1	
12		WU Lok Kan	-	-	1	1	
18		YAU Tze Ching	-	-	1	1	
20		CHAN Alex Chi Wai	-	-	1	1	
4		YIK Chi Hin	-	-	-	-	
5		KWONG Ngai Shing Jacky	-	-	-	-	
8		LEE Man Sing	-	-	-	-	
<b>Team Totals</b>			18	7	68	93	19.35

LEGEND							
Avg	Average	Eff%	Efficiency	Rk	Rank	Succ%	Success %

Timing and Results provided by Tissot



Match No.: 50

### Match Statistics

경기 통계

Match Duration: 1h 32m  
Spectators: 250

P3


TKM vs MYA  
3 1

Teams	Sets	1	2	3	4	Total
TKM	3	17	25	25	25	92
MYA	1	25	18	16	14	73
Playing Time		20m	23m	21m	19m	1h 23m


First Referee: WANG Ziling (CHN)

Second Referee: TANO Toshihiko (JPN)

### TKM - Turkmenistan

Scoring Spike

Limit
15.00%

Rk	No	Name	Spikes	Faults	Shots	Total Attempts	Eff %
1	9	NURYEV Davut	12	2	6	20	50.00
1	3	ROZMETOV Bahram	11	2	5	18	50.00
3	6	NURYEV Dovletgeldi	12	6	11	29	20.69
4	8	NURYEV Didar	9	5	9	23	17.39
	1	GYLYCHDURDYEV Gurbanmuhammet	5	1	4	10	
	10	ARTYKOV Ruslan	3	2	3	8	
	2	TACHGELDIYEV Berdimammet	-	-	-	-	
	4	GURBANOV Yusup	-	-	-	-	
	5	AZIMOV Merdan	-	-	-	-	
	7	MASSAROV Mekan	-	-	-	-	
	11	MYRATGELDIYEV Begli	-	-	-	-	
	12	GAYYPOV Ezizmyrat	-	-	-	-	
Team Totals			52	18	38	108	31.48

Scoring Block


Rk	No	Name	Kill Blocks	Faults	Rebounds	Total Attempts	Avg by Set
1	3	ROZMETOV Bahram	3	5	6	14	0.75
1	9	NURYEV Davut	3	2	4	9	0.75
1	10	ARTYKOV Ruslan	3	-	5	8	0.75
4	6	NURYEV Dovletgeldi	2	4	2	8	0.50
4	8	NURYEV Didar	2	2	3	7	0.50
4	1	GYLYCHDURDYEV Gurbanmuhammet	2	2	2	6	0.50
	2	TACHGELDIYEV Berdimammet	-	-	-	-	
	4	GURBANOV Yusup	-	-	-	-	
	5	AZIMOV Merdan	-	-	-	-	
	7	MASSAROV Mekan	-	-	-	-	
	11	MYRATGELDIYEV Begli	-	-	-	-	
	12	GAYYPOV Ezizmyrat	-	-	-	-	
Team Totals			15	15	22	52	3.75

Scoring Service


Rk	No	Name	Aces	Faults	Serve Hits	Total Attempts	Avg by Set
1	8	NURYEV Didar	1	1	19	21	0.25
1	6	NURYEV Dovletgeldi	1	-	18	19	0.25
1	3	ROZMETOV Bahram	1	1	13	15	0.25
1	9	NURYEV Davut	1	1	12	14	0.25
5	1	GYLYCHDURDYEV Gurbanmuhammet	-	-	13	13	0.00
5	10	ARTYKOV Ruslan	-	-	10	10	0.00
	2	TACHGELDIYEV Berdimammet	-	-	-	-	
	4	GURBANOV Yusup	-	-	-	-	
	5	AZIMOV Merdan	-	-	-	-	
	7	MASSAROV Mekan	-	-	-	-	
	11	MYRATGELDIYEV Begli	-	-	-	-	
	12	GAYYPOV Ezizmyrat	-	-	-	-	
Team Totals			4	3	85	92	1.00

Team
Opponent Errors & Team Faults

21	2
----	---

Timing and Results provided by Tissot



WED 1 OCT 2014  
Start Time: 13:30 / End Time: 15:02

Match No.: 50

### Match Statistics

경기 통계

Match Duration: 1h 32m  
Spectators: 250

P3


TKM vs MYA  
3 1


Teams	Sets	1	2	3	4	Total
TKM	3	17	25	25	25	92
MYA	1	25	18	16	14	73
Playing Time		20m	23m	21m	19m	1h 23m


First Referee: WANG Ziling (CHN)

Second Referee: TANO Toshihiko (JPN)

### TKM - Turkmenistan

Non-Scoring Dig	Rk	No	Name	Digs	Faults	Receptions	Total Attempts	Avg by Set	
	1	8	NURYEV Didar	4	1	11	16	1.00	
	2	2	TACHGELDIYEV Berdimammet	1	4	9	14	0.25	
	2	6	NURYEV Dovletgeldi	1	1	10	12	0.25	
	2	10	ARTYKOV Ruslan	1	1	5	7	0.25	
	5	9	NURYEV Davut	-	3	3	6	0.00	
	5	1	GYLYCHDURDYEV Gurbanmuhammet	-	1	2	3	0.00	
	5	3	ROZMETOV Bahram	-	1	2	3	0.00	
		4	GURBANOV Yusup	-	-	-	-	-	
		5	AZIMOV Merdan	-	-	-	-	-	
		7	MASSAROV Mekan	-	-	-	-	-	
		11	MYRATGELDIYEV Begli	-	-	-	-	-	
		12	GAYYPOV Ezizmyrat	-	-	-	-	-	
<b>Team Totals</b>				7	12	42	61	1.75	

Non-Scoring Set	Rk	No	Name	Running Sets	Faults	Still Sets	Total Attempts	Avg by Set	
	1	10	ARTYKOV Ruslan	43	-	32	75	10.75	
	2	8	NURYEV Didar	1	-	3	4	0.25	
	3	2	TACHGELDIYEV Berdimammet	-	1	4	5	0.00	
	3	1	GYLYCHDURDYEV Gurbanmuhammet	-	-	3	3	0.00	
	3	3	ROZMETOV Bahram	-	-	3	3	0.00	
	3	6	NURYEV Dovletgeldi	-	-	2	2	0.00	
	3	9	NURYEV Davut	-	-	1	1	0.00	
		4	GURBANOV Yusup	-	-	-	-	-	
		5	AZIMOV Merdan	-	-	-	-	-	
		7	MASSAROV Mekan	-	-	-	-	-	
		11	MYRATGELDIYEV Begli	-	-	-	-	-	
		12	GAYYPOV Ezizmyrat	-	-	-	-	-	
<b>Team Totals</b>				44	1	48	93	11.00	

Non-Scoring Reception	Rk	No	Name	Excellents	Faults	Serve Receptions	Total Attempts	Succ %
	1	9	NURYEV Davut	5	1	17	23	21.74
	2	2	TACHGELDIYEV Berdimammet	5	1	22	28	17.86
		8	NURYEV Didar	-	-	13	13	
		1	GYLYCHDURDYEV Gurbanmuhammet	-	-	-	-	
		3	ROZMETOV Bahram	-	-	-	-	
		4	GURBANOV Yusup	-	-	-	-	
		5	AZIMOV Merdan	-	-	-	-	
		6	NURYEV Dovletgeldi	-	-	-	-	
		7	MASSAROV Mekan	-	-	-	-	
		10	ARTYKOV Ruslan	-	-	-	-	
		11	MYRATGELDIYEV Begli	-	-	-	-	
		12	GAYYPOV Ezizmyrat	-	-	-	-	
<b>Team Totals</b>				10	2	52	64	15.63

Timing and Results provided by Tissot





Match No.: 50

### Match Statistics

경기 통계

Match Duration: 1h 32m  
Spectators: 250

P3

TKM vs MYA

3 1

Teams	Sets	1	2	3	4	Total
TKM	3	17	25	25	25	92
MYA	1	25	18	16	14	73
	Playing Time	20m	23m	21m	19m	1h 23m

First Referee: WANG Ziling (CHN)


Second Referee: TANO Toshihiko (JPN)

### MYA - Myanmar


Scoring Spike

Limit 15.00%

Rk	No	Name	Spikes	Faults	Shots	Total Attempts	Eff %
1	11	AUNG Thu	19	5	12	36	38.89
	5	WIN Tun Oo	9	11	14	34	
	3	ZAW Myo	7	4	5	16	
	9	DO Mae Ni Ko	8	1	3	12	
	17	THWIN Htoo Zin	4	1	3	8	
	1	NAY Lin Aung	-	2	2	4	
	2	KYAW Kyaw Htway	-	-	3	3	
	7	KHWE Char Maung	-	-	1	1	
	4	MYO Min Oo	-	-	-	-	
	12	YAN Lin Aung	-	-	-	-	
	18	NAY Lin Aung	-	-	-	-	
Team Totals			47	24	43	114	20.18

Scoring Block


Rk	No	Name	Kill Blocks	Faults	Rebounds	Total Attempts	Avg by Set
1	9	DO Mae Ni Ko	4	4	4	12	1.00
2	3	ZAW Myo	2	3	2	7	0.50
3	17	THWIN Htoo Zin	1	3	4	8	0.25
3	2	KYAW Kyaw Htway	1	-	3	4	0.25
5	7	KHWE Char Maung	-	1	2	3	0.00
5	11	AUNG Thu	-	2	-	2	0.00
5	5	WIN Tun Oo	-	-	1	1	0.00
5	12	YAN Lin Aung	-	-	1	1	0.00
	1	NAY Lin Aung	-	-	-	-	
	4	MYO Min Oo	-	-	-	-	
	18	NAY Lin Aung	-	-	-	-	
Team Totals			8	13	17	38	2.00

Scoring Service


Rk	No	Name	Aces	Faults	Serve Hits	Total Attempts	Avg by Set
1	3	ZAW Myo	1	2	10	13	0.25
1	9	DO Mae Ni Ko	1	-	10	11	0.25
3	17	THWIN Htoo Zin	-	-	14	14	0.00
3	11	AUNG Thu	-	3	9	12	0.00
3	5	WIN Tun Oo	-	1	8	9	0.00
3	2	KYAW Kyaw Htway	-	-	8	8	0.00
3	12	YAN Lin Aung	-	-	3	3	0.00
3	1	NAY Lin Aung	-	-	2	2	0.00
3	7	KHWE Char Maung	-	1	-	1	0.00
	4	MYO Min Oo	-	-	-	-	
	18	NAY Lin Aung	-	-	-	-	
Team Totals			2	7	64	73	0.50

Team

Opponent Errors & Team Faults	
	16



Match No.: 50

### Match Statistics

경기 통계

Match Duration: 1h 32m  
Spectators: 250

P3


TKM vs MYA  
3 1

Teams	Sets	1	2	3	4	Total
TKM	3	17	25	25	25	92
MYA	1	25	18	16	14	73
	Playing Time	20m	23m	21m	19m	1h 23m


First Referee: WANG Ziling (CHN)

Second Referee: TANO Toshihiko (JPN)

### MYA - Myanmar

Non-Scoring Dig


Rk	No	Name	Digs	Faults	Receptions	Total Attempts	Avg by Set
1	18	NAY Lin Aung	2	3	12	17	0.50
1	7	KHWE Char Maung	2	-	1	3	0.50
3	2	KYAW Kyaw Htway	-	4	7	11	0.00
3	11	AUNG Thu	-	1	8	9	0.00
3	3	ZAW Myo	-	1	7	8	0.00
3	5	WIN Tun Oo	-	-	6	6	0.00
3	17	THWIN Htoo Zin	-	-	4	4	0.00
3	9	DO Mae Ni Ko	-	-	3	3	0.00
3	1	NAY Lin Aung	-	-	1	1	0.00
	4	MYO Min Oo	-	-	-	-	-
	12	YAN Lin Aung	-	-	-	-	-
<b>Team Totals</b>			4	9	49	62	1.00

Non-Scoring Set


Rk	No	Name	Running Sets	Faults	Still Sets	Total Attempts	Avg by Set
1	2	KYAW Kyaw Htway	36	-	35	71	9.00
2	7	KHWE Char Maung	9	-	13	22	2.25
3	18	NAY Lin Aung	-	-	7	7	0.00
3	5	WIN Tun Oo	-	1	3	4	0.00
3	17	THWIN Htoo Zin	-	-	3	3	0.00
3	9	DO Mae Ni Ko	-	-	2	2	0.00
3	11	AUNG Thu	-	-	2	2	0.00
3	1	NAY Lin Aung	-	1	-	1	0.00
3	12	YAN Lin Aung	-	1	-	1	0.00
	3	ZAW Myo	-	-	-	-	-
	4	MYO Min Oo	-	-	-	-	-
<b>Team Totals</b>			45	3	65	113	11.25

Non-Scoring Reception

<b>Limit</b>
<b>25.00%</b>

Rk	No	Name	Excellents	Faults	Serve Receptions	Total Attempts	Succ %
1	11	AUNG Thu	4	2	35	41	9.76
2	3	ZAW Myo	2	-	19	21	9.52
	18	NAY Lin Aung	2	1	8	11	
	1	NAY Lin Aung	-	-	6	6	
	5	WIN Tun Oo	-	1	3	4	
	9	DO Mae Ni Ko	-	-	1	1	
	2	KYAW Kyaw Htway	-	-	-	-	
	4	MYO Min Oo	-	-	-	-	
	7	KHWE Char Maung	-	-	-	-	
	12	YAN Lin Aung	-	-	-	-	
	17	THWIN Htoo Zin	-	-	-	-	
<b>Team Totals</b>			8	4	72	84	9.52

LEGEND	
Avg	Average
Eff%	Efficiency
Rk	Rank
Succ%	Success %

Timing and Results provided by Tissot



Match No.: 51

### Match Statistics

경기 통계

Match Duration: 1h 14m  
Spectators: 275

P3


KSA vs PAK  
0 3

Teams	Sets	1	2	3	Total
KSA	0	27	17	16	60
PAK	3	29	25	25	79
	Playing Time	26m	21m	21m	1h 08m


First Referee: FAHAD MOHAMMED Ismael (QAT)

Second Referee: ALI F B Th F Alsaid (KUW)


### KSA - Saudi Arabia

Scoring Spike

Limit 15.00%

Rk	No	Name	Spikes	Faults	Shots	Total Attempts	Eff %
1	4	ALBAKHEET Nawaf Abdulrahman M	17	4	10	31	41.94
	7	ALNAJRANI Omar Mansour S	4	2	5	11	
	9	ALKHAWAHER Dhia Ali A	4	3	3	10	
	15	ALKHAIBARY Esmael Abdullah A	5	2	-	7	
	17	MAJRASHI Ibrahim Ali A	2	3	1	6	
	2	ALJAHANI Majed Mohammed S	1	1	3	5	
	13	ALMABADI Ahmed Masoud M	1	2	1	4	
	12	ALMUTAIRI Muwffaq Masoud S	1	-	2	3	
	18	ALKHALDI Abdulaziz Fahad S	1	-	2	3	
	3	ALBAKHET Ahmed Abdulrahman M	-	-	-	-	
	10	ALGHAMDI Ayman Ahmad Y	-	-	-	-	
	14	ALDOSSARI Thamer Abdullah S	-	-	-	-	
<b>Team Totals</b>			36	17	27	80	23.75

Scoring Block


Rk	No	Name	Kill Blocks	Faults	Rebounds	Total Attempts	Avg by Set
1	15	ALKHAIBARY Esmael Abdullah A	2	2	4	8	0.67
2	9	ALKHAWAHER Dhia Ali A	1	5	1	7	0.33
2	4	ALBAKHEET Nawaf Abdulrahman M	1	4	-	5	0.33
2	2	ALJAHANI Majed Mohammed S	1	-	3	4	0.33
2	18	ALKHALDI Abdulaziz Fahad S	1	1	1	3	0.33
6	17	MAJRASHI Ibrahim Ali A	-	4	3	7	0.00
6	7	ALNAJRANI Omar Mansour S	-	2	-	2	0.00
6	12	ALMUTAIRI Muwffaq Masoud S	-	1	-	1	0.00
	3	ALBAKHET Ahmed Abdulrahman M	-	-	-	-	
	10	ALGHAMDI Ayman Ahmad Y	-	-	-	-	
	13	ALMABADI Ahmed Masoud M	-	-	-	-	
	14	ALDOSSARI Thamer Abdullah S	-	-	-	-	
<b>Team Totals</b>			6	19	12	37	2.00

Scoring Service


Rk	No	Name	Aces	Faults	Serve Hits	Total Attempts	Avg by Set
1	15	ALKHAIBARY Esmael Abdullah A	1	2	8	11	0.33
1	4	ALBAKHEET Nawaf Abdulrahman M	1	2	7	10	0.33
3	12	ALMUTAIRI Muwffaq Masoud S	-	1	10	11	0.00
3	9	ALKHAWAHER Dhia Ali A	-	2	6	8	0.00
3	17	MAJRASHI Ibrahim Ali A	-	-	7	7	0.00
3	2	ALJAHANI Majed Mohammed S	-	1	5	6	0.00
3	7	ALNAJRANI Omar Mansour S	-	1	5	6	0.00
3	18	ALKHALDI Abdulaziz Fahad S	-	-	2	2	0.00
3	13	ALMABADI Ahmed Masoud M	-	-	1	1	0.00
	3	ALBAKHET Ahmed Abdulrahman M	-	-	-	-	
	10	ALGHAMDI Ayman Ahmad Y	-	-	-	-	
	14	ALDOSSARI Thamer Abdullah S	-	-	-	-	
<b>Team Totals</b>			2	9	51	62	0.67

Team
Opponent Errors & Team Faults

16
----

Timing and Results provided by Tissot



Match No.: 51

### Match Statistics

경기 통계

Match Duration: 1h 14m  
Spectators: 275

P3


KSA vs PAK  
0 3

Teams	Sets	1	2	3	Total
KSA	0	27	17	16	60
PAK	3	29	25	25	79
	Playing Time	26m	21m	21m	1h 08m


First Referee: FAHAD MOHAMMED Ismael (QAT)

Second Referee: ALI F B Th F Alsaid (KUW)

### KSA - Saudi Arabia

Non-Scoring Dig


Rk	No	Name	Digs	Faults	Receptions	Total Attempts	Avg by Set
1	7	ALNAJRANI Omar Mansour S	1	-	4	5	0.33
1	15	ALKHAIBARY Esmael Abdullah A	1	1	2	4	0.33
1	2	ALJAHANI Majed Mohammed S	1	-	-	1	0.33
4	10	ALGHAMDI Ayman Ahmad Y	-	3	11	14	0.00
4	12	ALMUTAIRI Muwffaq Masoud S	-	5	3	8	0.00
4	4	ALBAKHEET Nawaf Abdulrahman M	-	1	3	4	0.00
4	9	ALKHAWAHER Dhia Ali A	-	1	2	3	0.00
4	17	MAJRASHI Ibrahim Ali A	-	-	2	2	0.00
4	18	ALKHALDI Abdulaziz Fahad S	-	-	2	2	0.00
	3	ALBAKHET Ahmed Abdulrahman M	-	-	-	-	-
	13	ALMABADI Ahmed Masoud M	-	-	-	-	-
	14	ALDOSSARI Thamer Abdullah S	-	-	-	-	-
<b>Team Totals</b>			3	11	29	43	1.00

Non-Scoring Set


Rk	No	Name	Running Sets	Faults	Still Sets	Total Attempts	Avg by Set
1	12	ALMUTAIRI Muwffaq Masoud S	33	1	33	67	11.00
2	15	ALKHAIBARY Esmael Abdullah A	1	-	2	3	0.33
3	14	ALDOSSARI Thamer Abdullah S	-	-	4	4	0.00
3	10	ALGHAMDI Ayman Ahmad Y	-	-	1	1	0.00
	2	ALJAHANI Majed Mohammed S	-	-	-	-	-
	3	ALBAKHET Ahmed Abdulrahman M	-	-	-	-	-
	4	ALBAKHEET Nawaf Abdulrahman M	-	-	-	-	-
	7	ALNAJRANI Omar Mansour S	-	-	-	-	-
	9	ALKHAWAHER Dhia Ali A	-	-	-	-	-
	13	ALMABADI Ahmed Masoud M	-	-	-	-	-
	17	MAJRASHI Ibrahim Ali A	-	-	-	-	-
	18	ALKHALDI Abdulaziz Fahad S	-	-	-	-	-
<b>Team Totals</b>			34	1	40	75	11.33

Non-Scoring Reception

<b>Limit</b>
<b>25.00%</b>

Rk	No	Name	Excellents	Faults	Serve Receptions	Total Attempts	Succ %
1	10	ALGHAMDI Ayman Ahmad Y	7	3	10	20	35.00
	9	ALKHAWAHER Dhia Ali A	7	-	8	15	-
	7	ALNAJRANI Omar Mansour S	-	2	13	15	-
	2	ALJAHANI Majed Mohammed S	5	2	4	11	-
	17	MAJRASHI Ibrahim Ali A	-	-	2	2	-
	3	ALBAKHET Ahmed Abdulrahman M	-	-	-	-	-
	4	ALBAKHEET Nawaf Abdulrahman M	-	-	-	-	-
	12	ALMUTAIRI Muwffaq Masoud S	-	-	-	-	-
	13	ALMABADI Ahmed Masoud M	-	-	-	-	-
	14	ALDOSSARI Thamer Abdullah S	-	-	-	-	-
	15	ALKHAIBARY Esmael Abdullah A	-	-	-	-	-
	18	ALKHALDI Abdulaziz Fahad S	-	-	-	-	-
<b>Team Totals</b>			19	7	37	63	30.16



WED 1 OCT 2014  
Start Time: 16:30 / End Time: 17:44

Match No.: 51

### Match Statistics

경기 통계

Match Duration: 1h 14m  
Spectators: 275

P3


KSA vs PAK  
0 3


Teams	Sets	1	2	3	Total
KSA	0	27	17	16	60
PAK	3	29	25	25	79
	Playing Time	26m	21m	21m	1h 08m


First Referee: FAHAD MOHAMMED Ismael (QAT)

Second Referee: ALI F B Th F Alsaid (KUW)

### PAK - Pakistan

Scoring Spike	Rk	No	Name	Spikes	Faults	Shots	Total Attempts	Eff %	
	1	1	RASOOL Mohib	9	1	3	13	61.54	
	2	7	KHAN Muhammad Ismail	10	1	4	15	60.00	
	3	10	AHMED Naseer	15	2	14	31	41.94	
	4	4	NAQVI Syed Shujah Abbas	4	2	6	12	16.67	
		9	KHAN Nasir	6	3	2	11		
		5	NADEEM Asif	-	-	1	1		
		3	RAZA Mubashir	-	1	-	1		
		6	ALI Akhtar	-	-	-	-		
		8	KHAN Aimal	-	-	-	-		
		12	SULTAN Imran	-	-	-	-		
		15	JEHAN Murad	-	-	-	-		
		17	IDREES Muhammad	-	-	-	-		
	Limit								
	15.00%								
	<b>Team Totals</b>				44	10	30	84	40.48

Scoring Block	Rk	No	Name	Kill Blocks	Faults	Rebounds	Total Attempts	Avg by Set	
	1	10	AHMED Naseer	3	3	4	10	1.00	
	1	1	RASOOL Mohib	3	4	1	8	1.00	
	3	9	KHAN Nasir	2	2	1	5	0.67	
	4	4	NAQVI Syed Shujah Abbas	1	4	2	7	0.33	
	4	5	NADEEM Asif	1	-	-	1	0.33	
	6	7	KHAN Muhammad Ismail	-	3	1	4	0.00	
		3	RAZA Mubashir	-	-	-	-		
		6	ALI Akhtar	-	-	-	-		
		8	KHAN Aimal	-	-	-	-		
		12	SULTAN Imran	-	-	-	-		
		15	JEHAN Murad	-	-	-	-		
		17	IDREES Muhammad	-	-	-	-		
	<b>Team Totals</b>				10	16	9	35	3.33

Scoring Service	Rk	No	Name	Aces	Faults	Serve Hits	Total Attempts	Avg by Set	
	1	1	RASOOL Mohib	2	3	11	16	0.67	
	1	9	KHAN Nasir	2	3	9	14	0.67	
	1	4	NAQVI Syed Shujah Abbas	2	1	10	13	0.67	
	1	10	AHMED Naseer	2	2	9	13	0.67	
	5	5	NADEEM Asif	-	-	13	13	0.00	
	5	7	KHAN Muhammad Ismail	-	3	5	8	0.00	
		3	RAZA Mubashir	-	-	-	-		
		6	ALI Akhtar	-	-	-	-		
		8	KHAN Aimal	-	-	-	-		
		12	SULTAN Imran	-	-	-	-		
		15	JEHAN Murad	-	-	-	-		
		17	IDREES Muhammad	-	-	-	-		
	<b>Team Totals</b>				8	12	57	77	2.67

Team	Opponent Errors & Team Faults	17
------	-------------------------------	----

Timing and Results provided by Tissot





WED 1 OCT 2014  
Start Time: 16:30 / End Time: 17:44

Match No.: 51

### Match Statistics

경기 통계

Match Duration: 1h 14m  
Spectators: 275

P3


KSA vs PAK  
0 3


Teams	Sets	1	2	3	Total
KSA	0	27	17	16	60
PAK	3	29	25	25	79
	Playing Time	26m	21m	21m	1h 08m


First Referee: FAHAD MOHAMMED Ismael (QAT)

Second Referee: ALI F B Th F Alsaïd (KUW)

### PAK - Pakistan

Non-Scoring Dig	Rk	No	Name	Digs	Faults	Receptions	Total Attempts	Avg by Set	
	1	7	KHAN Muhammad Ismail	2	1	9	12	0.67	
	2	12	SULTAN Imran	1	4	4	9	0.33	
	2	10	AHMED Naseer	1	3	3	7	0.33	
	4	9	KHAN Nasir	-	1	10	11	0.00	
	4	5	NADEEM Asif	-	3	5	8	0.00	
	4	1	RASOOL Mohib	-	-	3	3	0.00	
	4	3	RAZA Mubashir	-	-	1	1	0.00	
	4	4	NAQVI Syed Shujah Abbas	-	-	1	1	0.00	
		6	ALI Akhtar	-	-	-	-	-	
		8	KHAN Aimal	-	-	-	-	-	
		15	JEHAN Murad	-	-	-	-	-	
		17	IDREES Muhammad	-	-	-	-	-	
		<b>Team Totals</b>			4	12	36	52	1.33

Non-Scoring Set	Rk	No	Name	Running Sets	Faults	Still Sets	Total Attempts	Avg by Set	
	1	5	NADEEM Asif	39	-	28	67	13.00	
	2	4	NAQVI Syed Shujah Abbas	1	-	3	4	0.33	
	2	7	KHAN Muhammad Ismail	1	-	2	3	0.33	
	2	12	SULTAN Imran	1	-	1	2	0.33	
	5	1	RASOOL Mohib	-	-	1	1	0.00	
	5	10	AHMED Naseer	-	-	1	1	0.00	
		3	RAZA Mubashir	-	-	-	-	-	
		6	ALI Akhtar	-	-	-	-	-	
		8	KHAN Aimal	-	-	-	-	-	
		9	KHAN Nasir	-	-	-	-	-	
		15	JEHAN Murad	-	-	-	-	-	
		17	IDREES Muhammad	-	-	-	-	-	
		<b>Team Totals</b>			42		36	78	14.00

Non-Scoring Reception	Rk	No	Name	Excellents	Faults	Serve Receptions	Total Attempts	Succ %	
	1	7	KHAN Muhammad Ismail	10	-	11	21	47.62	
		9	KHAN Nasir	4	2	9	15		
		12	SULTAN Imran	6	-	7	13		
		10	AHMED Naseer	-	-	1	1		
		1	RASOOL Mohib	-	-	-	-		
		3	RAZA Mubashir	-	-	-	-		
		4	NAQVI Syed Shujah Abbas	-	-	-	-		
		5	NADEEM Asif	-	-	-	-		
		6	ALI Akhtar	-	-	-	-		
		8	KHAN Aimal	-	-	-	-		
		15	JEHAN Murad	-	-	-	-		
		17	IDREES Muhammad	-	-	-	-		
		<b>Team Totals</b>			20	2	28	50	40.00

LEGEND								
Avg	Average	Eff%	Efficiency	Rk	Rank	Succ%	Success %	

Timing and Results provided by Tissot



Match No.: 52

### Match Statistics

경기 통계

Match Duration: 1h 37m  
Spectators: 210

P3

KAZ vs TPE


1 3

Teams	Sets	1	2	3	4	Total
KAZ	1	22	23	25	21	91
TPE	3	25	25	15	25	90
Playing Time		22m	24m	19m	23m	1h 28m


First Referee: HO Tat Ming Samuel (HKG)

Second Referee: JEON Younga (KOR)


### KAZ - Kazakhstan

Scoring Spike

Limit 15.00%

Rk	No	Name	Spikes	Faults	Shots	Total Attempts	Eff %
1	9	IMANGALIYEV Marat	15	5	4	24	41.67
2	18	VORIVODIN Vitaliy	15	7	5	27	29.63
3	19	MAMEDOV Maxim	11	5	9	25	24.00
	3	YUDIN Anton	5	2	-	7	
	12	KADIRKHANOV Nodirkhan	3	1	2	6	
	7	GORBATKOV Dmitriy	3	-	2	5	
	2	KUZNETSOV Anton	-	-	-	-	
	4	STOLNIKOV Alexandr	-	-	-	-	
	5	KUZNETSOV Sergey	-	-	-	-	
	6	BAIBEKOV Kairat	-	-	-	-	
	8	GABDULIN Kanat	-	-	-	-	
	17	RADKEVICH Sergey	-	-	-	-	
Team Totals			52	20	22	94	34.04

Scoring Block


Rk	No	Name	Kill Blocks	Faults	Rebounds	Total Attempts	Avg by Set
1	3	YUDIN Anton	6	2	3	11	1.50
2	8	GABDULIN Kanat	2	-	2	4	0.50
3	12	KADIRKHANOV Nodirkhan	1	8	5	14	0.25
3	18	VORIVODIN Vitaliy	1	1	-	2	0.25
5	9	IMANGALIYEV Marat	-	5	2	7	0.00
5	19	MAMEDOV Maxim	-	-	5	5	0.00
5	7	GORBATKOV Dmitriy	-	1	-	1	0.00
	2	KUZNETSOV Anton	-	-	-	-	
	4	STOLNIKOV Alexandr	-	-	-	-	
	5	KUZNETSOV Sergey	-	-	-	-	
	6	BAIBEKOV Kairat	-	-	-	-	
	17	RADKEVICH Sergey	-	-	-	-	
Team Totals			10	17	17	44	2.50

Scoring Service


Rk	No	Name	Aces	Faults	Serve Hits	Total Attempts	Avg by Set
1	8	GABDULIN Kanat	2	-	19	21	0.50
2	9	IMANGALIYEV Marat	1	-	15	16	0.25
2	19	MAMEDOV Maxim	1	3	10	14	0.25
2	3	YUDIN Anton	1	1	11	13	0.25
5	12	KADIRKHANOV Nodirkhan	-	2	10	12	0.00
5	18	VORIVODIN Vitaliy	-	2	9	11	0.00
5	7	GORBATKOV Dmitriy	-	2	2	4	0.00
5	5	KUZNETSOV Sergey	-	-	1	1	0.00
	2	KUZNETSOV Anton	-	-	-	-	
	4	STOLNIKOV Alexandr	-	-	-	-	
	6	BAIBEKOV Kairat	-	-	-	-	
	17	RADKEVICH Sergey	-	-	-	-	
Team Totals			5	10	77	92	1.25

Team
Opponent Errors & Team Faults

24
----

Timing and Results provided by Tissot



WED 1 OCT 2014  
Start Time: 19:30 / End Time: 21:07

Match No.: 52

### Match Statistics

경기 통계

Match Duration: 1h 37m  
Spectators: 210

P3

KAZ vs TPE


1 3


Teams	Sets	1	2	3	4	Total
KAZ	1	22	23	25	21	91
TPE	3	25	25	15	25	90
Playing Time		22m	24m	19m	23m	1h 28m


First Referee: HO Tat Ming Samuel (HKG)

Second Referee: JEON Younga (KOR)

### KAZ - Kazakhstan

Non-Scoring Dig	Rk	No	Name	Digs	Faults	Receptions	Total Attempts	Avg by Set	
	1	8	GABDULIN Kanat	3	-	3	6	0.75	
	2	18	VORIVODIN Vitaliy	1	1	4	6	0.25	
	2	19	MAMEDOV Maxim	1	1	4	6	0.25	
	2	7	GORBATKOV Dmitriy	1	-	-	1	0.25	
	5	6	BAIBEKOV Kairat	-	5	7	12	0.00	
	5	9	IMANGALIYEV Marat	-	3	4	7	0.00	
	5	3	YUDIN Anton	-	1	1	2	0.00	
		2	KUZNETSOV Anton	-	-	-	-	-	
		4	STOLNIKOVA Alexandr	-	-	-	-	-	
		5	KUZNETSOV Sergey	-	-	-	-	-	
		12	KADIRKHANOV Nodirkhan	-	-	-	-	-	
		17	RADKEVICH Sergey	-	-	-	-	-	
	<b>Team Totals</b>				6	11	23	40	1.50

Non-Scoring Set	Rk	No	Name	Running Sets	Faults	Still Sets	Total Attempts	Avg by Set	
	1	8	GABDULIN Kanat	42	2	32	76	10.50	
	2	6	BAIBEKOV Kairat	2	-	3	5	0.50	
	2	12	KADIRKHANOV Nodirkhan	2	-	2	4	0.50	
	2	19	MAMEDOV Maxim	2	-	2	4	0.50	
	5	3	YUDIN Anton	1	-	1	2	0.25	
	6	9	IMANGALIYEV Marat	-	-	1	1	0.00	
		2	KUZNETSOV Anton	-	-	-	-	-	
		4	STOLNIKOVA Alexandr	-	-	-	-	-	
		5	KUZNETSOV Sergey	-	-	-	-	-	
		7	GORBATKOV Dmitriy	-	-	-	-	-	
		17	RADKEVICH Sergey	-	-	-	-	-	
		18	VORIVODIN Vitaliy	-	-	-	-	-	
	<b>Team Totals</b>				49	2	41	92	12.25

Non-Scoring Reception	Rk	No	Name	Excellents	Faults	Serve Receptions	Total Attempts	Succ %		
	1	9	IMANGALIYEV Marat	8	1	9	18	44.44		
	2	6	BAIBEKOV Kairat	9	1	11	21	42.86		
	3	18	VORIVODIN Vitaliy	3	-	20	23	13.04		
		7	GORBATKOV Dmitriy	6	-	4	10	-		
		2	KUZNETSOV Anton	-	-	-	-	-		
		3	YUDIN Anton	-	-	-	-	-		
		4	STOLNIKOVA Alexandr	-	-	-	-	-		
		5	KUZNETSOV Sergey	-	-	-	-	-		
		8	GABDULIN Kanat	-	-	-	-	-		
		12	KADIRKHANOV Nodirkhan	-	-	-	-	-		
		17	RADKEVICH Sergey	-	-	-	-	-		
		19	MAMEDOV Maxim	-	-	-	-	-		
	<b>Limit</b>									
	<b>25.00%</b>	<b>Team Totals</b>				26	2	44	72	36.11

Timing and Results provided by Tissot



Match No.: 52

### Match Statistics

경기 통계

Match Duration: 1h 37m  
Spectators: 210

P3

KAZ vs TPE


1 3

Teams	Sets	1	2	3	4	Total
KAZ	1	22	23	25	21	91
TPE	3	25	25	15	25	90
Playing Time		22m	24m	19m	23m	1h 28m


First Referee: HO Tat Ming Samuel (HKG)

Second Referee: JEON Younga (KOR)


### TPE - Chinese Taipei

Scoring Spike

Limit
15.00%

Rk	No	Name	Spikes	Faults	Shots	Total Attempts	Eff %
1	14	WANG Ming Chun	20	3	9	32	53.13
2	15	HUANG Chin Feng	14	4	5	23	43.48
3	19	CHEN Chien Chen	8	4	5	17	23.53
	6	HUANG Chun Ching	8	1	5	14	
	9	CHIANG Tien Yu	3	2	2	7	
	7	LIU Hung Min	1	-	-	1	
	17	HUANG Pei Hung	1	-	-	1	
	2	CHANG Liang Hao	-	-	-	-	
	3	LI Chia Hsuan	-	-	-	-	
	11	LU CHIANG Yao Chiang	-	-	-	-	
	13	CHENG Ju Chien	-	-	-	-	
	16	LIN Yung Shun	-	-	-	-	
Team Totals			55	14	26	95	43.16

Scoring Block


Rk	No	Name	Kill Blocks	Faults	Rebounds	Total Attempts	Avg by Set
1	14	WANG Ming Chun	4	2	2	8	1.00
2	9	CHIANG Tien Yu	3	3	-	6	0.75
3	13	CHENG Ju Chien	1	4	4	9	0.25
3	6	HUANG Chun Ching	1	3	1	5	0.25
5	15	HUANG Chin Feng	-	4	3	7	0.00
5	19	CHEN Chien Chen	-	5	1	6	0.00
5	2	CHANG Liang Hao	-	1	-	1	0.00
5	17	HUANG Pei Hung	-	1	-	1	0.00
	3	LI Chia Hsuan	-	-	-	-	
	7	LIU Hung Min	-	-	-	-	
	11	LU CHIANG Yao Chiang	-	-	-	-	
	16	LIN Yung Shun	-	-	-	-	
Team Totals			9	23	11	43	2.25

Scoring Service


Rk	No	Name	Aces	Faults	Serve Hits	Total Attempts	Avg by Set
1	15	HUANG Chin Feng	2	3	9	14	0.50
2	9	CHIANG Tien Yu	1	2	10	13	0.25
3	14	WANG Ming Chun	-	1	14	15	0.00
3	13	CHENG Ju Chien	-	2	13	15	0.00
3	19	CHEN Chien Chen	-	5	10	15	0.00
3	6	HUANG Chun Ching	-	1	11	12	0.00
3	7	LIU Hung Min	-	-	2	2	0.00
3	11	LU CHIANG Yao Chiang	-	-	2	2	0.00
3	2	CHANG Liang Hao	-	-	1	1	0.00
	3	LI Chia Hsuan	-	-	-	-	
	16	LIN Yung Shun	-	-	-	-	
	17	HUANG Pei Hung	-	-	-	-	
Team Totals			3	14	72	89	0.75

Team
Opponent Errors & Team Faults

23	1
----	---

Timing and Results provided by Tissot



WED 1 OCT 2014  
Start Time: 19:30 / End Time: 21:07

Match No.: 52

### Match Statistics

경기 통계

Match Duration: 1h 37m  
Spectators: 210

P3

KAZ vs TPE


1 3

Teams	Sets	1	2	3	4	Total
KAZ	1	22	23	25	21	91
TPE	3	25	25	15	25	90
Playing Time		22m	24m	19m	23m	1h 28m


First Referee: HO Tat Ming Samuel (HKG)

Second Referee: JEON Younga (KOR)

### TPE - Chinese Taipei

Non-Scoring Dig


Rk	No	Name	Digs	Faults	Receptions	Total Attempts	Avg by Set
1	14	WANG Ming Chun	1	5	7	13	0.25
1	16	LIN Yung Shun	1	4	3	8	0.25
1	15	HUANG Chin Feng	1	2	3	6	0.25
1	13	CHENG Ju Chien	1	1	3	5	0.25
1	6	HUANG Chun Ching	1	-	-	1	0.25
6	19	CHEN Chien Chen	-	1	4	5	0.00
6	9	CHIANG Tien Yu	-	1	-	1	0.00
	2	CHANG Liang Hao	-	-	-	-	-
	3	LI Chia Hsuan	-	-	-	-	-
	7	LIU Hung Min	-	-	-	-	-
	11	LU CHIANG Yao Chiang	-	-	-	-	-
	17	HUANG Pei Hung	-	-	-	-	-
<b>Team Totals</b>			5	14	20	39	1.25

Non-Scoring Set


Rk	No	Name	Running Sets	Faults	Still Sets	Total Attempts	Avg by Set
1	13	CHENG Ju Chien	43	5	33	81	10.75
2	17	HUANG Pei Hung	2	-	2	4	0.50
2	14	WANG Ming Chun	2	-	1	3	0.50
4	7	LIU Hung Min	1	-	1	2	0.25
4	16	LIN Yung Shun	1	-	1	2	0.25
6	6	HUANG Chun Ching	-	-	1	1	0.00
6	9	CHIANG Tien Yu	-	-	1	1	0.00
	2	CHANG Liang Hao	-	-	-	-	-
	3	LI Chia Hsuan	-	-	-	-	-
	11	LU CHIANG Yao Chiang	-	-	-	-	-
	15	HUANG Chin Feng	-	-	-	-	-
	19	CHEN Chien Chen	-	-	-	-	-
<b>Team Totals</b>			49	5	40	94	12.25

Non-Scoring Reception

<b>Limit</b>
<b>25.00%</b>

Rk	No	Name	Excellents	Faults	Serve Receptions	Total Attempts	Succ %
1	15	HUANG Chin Feng	7	-	13	20	35.00
2	19	CHEN Chien Chen	12	2	22	36	33.33
3	16	LIN Yung Shun	7	3	13	23	30.43
	6	HUANG Chun Ching	-	-	1	1	-
	7	LIU Hung Min	-	-	1	1	-
	2	CHANG Liang Hao	-	-	-	-	-
	3	LI Chia Hsuan	-	-	-	-	-
	9	CHIANG Tien Yu	-	-	-	-	-
	11	LU CHIANG Yao Chiang	-	-	-	-	-
	13	CHENG Ju Chien	-	-	-	-	-
	14	WANG Ming Chun	-	-	-	-	-
	17	HUANG Pei Hung	-	-	-	-	-
<b>Team Totals</b>			26	5	50	81	32.10

Avg	Eff%	Rk	Succ%
Average	Efficiency	Rank	Success %

Timing and Results provided by Tissot



## Results Table - Final Round

결과표 - 최종 라운드

As of WED 1 OCT 2014 at 21:14

P4

Match	Phase	Date	Teams	Sets	Points per Set					Total Points	Match Duration	Spectators
					1	2	3	4	5			
41	Semifinal 13th-16th	30 SEP	MDV vs TKM	1 - 3	16 - 25	25 - 16	18 - 25	12 - 25		71 - 91	1h 32m	260
42	Semifinal 13th-16th	30 SEP	HKG vs MYA	2 - 3	25 - 18	16 - 25	26 - 24	20 - 25	10 - 15	97 - 107	1h 55m	100
43	Semifinal 9th-12th	30 SEP	KAZ vs KSA	3 - 2	18 - 25	20 - 25	25 - 14	30 - 28	15 - 8	108 - 100	1h 56m	120
44	Semifinal 9th-12th	30 SEP	TPE vs PAK	3 - 0	25 - 19	26 - 24	25 - 19			76 - 62	1h 11m	200
49	Classification 15-16	1 OCT	MDV vs HKG	2 - 3	23 - 25	25 - 20	20 - 25	29 - 27	11 - 15	108 - 112	2h 14m	100
45	Quarterfinals	1 OCT	IND vs JPN	2 - 3	25 - 20	19 - 25	25 - 23	20 - 25	13 - 15	102 - 108	2h 05m	1,500
50	Classification 13-14	1 OCT	TKM vs MYA	3 - 1	17 - 25	25 - 18	25 - 16	25 - 14		92 - 73	1h 32m	250
46	Quarterfinals	1 OCT	QAT vs CHN	1 - 3	23 - 25	25 - 20	23 - 25	21 - 25		92 - 95	1h 59m	900
51	Classification 11-12	1 OCT	KSA vs PAK	0 - 3	27 - 29	17 - 25	16 - 25			60 - 79	1h 14m	275
47	Quarterfinals	1 OCT	KOR vs THA	3 - 1	25 - 21	25 - 27	25 - 21	25 - 19		100 - 88	1h 45m	1,700
48	Quarterfinals	1 OCT	IRI vs KUW	3 - 0	25 - 21	25 - 18	25 - 14			75 - 53	1h 14m	236
52	Classification 9-10	1 OCT	KAZ vs TPE	1 - 3	22 - 25	23 - 25	25 - 15	21 - 25		91 - 90	1h 37m	210
53	Semifinal 5th-8th	2 OCT	IND vs THA									
54	Semifinal 5th-8th	2 OCT	QAT vs KUW									
55	Semifinal 1st-4th	2 OCT	CHN vs IRI									
56	Semifinal 1st-4th	2 OCT	JPN vs KOR									
57	Classification 7-8	3 OCT										
58	Classification 5-6	3 OCT										
59	Bronze Medal Match	3 OCT										
60	Gold Medal Match	3 OCT										

Statistics of	Average match duration	Average spectators	Total spectators
Preliminary Round	1h 21m	858	20,602
Final Round	1h 31m	617	17,286
Tournament	1h 26m	729	37,888



Timing and Results provided by Tissot







## Teams Ranking by Skills


스킬별 팀 순위

As of WED 1 OCT 2014 at 21:32

P6

Scoring Spike	Rk	Name	Spikes	Faults	Shots	Total Attempts	Eff %
	1	IRI - Iran	271	64	140	475	43.58
	2	CHN - China	259	54	177	490	41.84
	3	THA - Thailand	261	73	129	463	40.60
	4	JPN - Japan	286	82	170	538	37.92
	5	KOR - Republic of Korea	283	101	117	501	36.33
	6	IND - India	272	83	208	563	33.57
	7	QAT - Qatar	233	74	210	517	30.75
	8	KUW - Kuwait	226	89	198	513	26.71
	NR	HKG - Hong Kong, China	314	127	263	704	26.56
	NR	KAZ - Kazakhstan	307	119	205	631	29.79
	NR	KSA - Saudi Arabia	296	124	253	673	25.56
	NR	MDV - Maldives	237	138	205	580	17.07
	NR	MYA - Myanmar	335	170	231	736	22.42
	NR	PAK - Pakistan	299	100	209	608	32.73
	NR	TKM - Turkmenistan	292	147	241	680	21.32
	NR	TPE - Chinese Taipei	319	115	174	608	33.55
	<b>Tournament Totals</b>			4490	1660	3130	9280

Scoring Block	Rk	Name	Kill Blocks	Faults	Rebounds	Total Attempts	Avg by Set
	1	QAT - Qatar	64	101	82	247	3.37
	2	CHN - China	48	116	93	257	2.40
	3	IND - India	44	126	106	276	2.10
	3	JPN - Japan	44	98	95	237	2.10
	5	KOR - Republic of Korea	40	81	80	201	2.00
	6	IRI - Iran	37	99	73	209	1.95
	7	KUW - Kuwait	35	103	85	223	1.75
	8	THA - Thailand	30	100	65	195	1.58
	NR	HKG - Hong Kong, China	45	135	99	279	1.73
	NR	KAZ - Kazakhstan	66	111	112	289	2.54
	NR	KSA - Saudi Arabia	64	140	95	299	2.46
	NR	MDV - Maldives	24	107	58	189	1.00
	NR	MYA - Myanmar	49	110	127	286	1.81
	NR	PAK - Pakistan	38	99	77	214	1.81
	NR	TKM - Turkmenistan	60	121	98	279	2.40
	NR	TPE - Chinese Taipei	43	134	88	265	1.79
	<b>Tournament Totals</b>			731	1781	1433	3945

Scoring Service	Rk	Name	Aces	Faults	Serve Hits	Total Attempts	Avg by Set
	1	IRI - Iran	42	74	344	460	2.21
	2	JPN - Japan	35	70	390	495	1.67
	3	CHN - China	32	68	368	468	1.60
	4	KOR - Republic of Korea	24	89	370	483	1.20
	5	QAT - Qatar	22	58	355	435	1.16
	6	THA - Thailand	19	76	334	429	1.00
	6	KUW - Kuwait	20	60	326	406	1.00
	8	IND - India	16	47	402	465	0.76
	NR	HKG - Hong Kong, China	25	64	454	543	0.96
	NR	KAZ - Kazakhstan	24	80	476	580	0.92
	NR	KSA - Saudi Arabia	16	82	455	553	0.62
	NR	MDV - Maldives	26	75	343	444	1.08
	NR	MYA - Myanmar	20	68	457	545	0.74
	NR	PAK - Pakistan	25	91	365	481	1.19
	NR	TKM - Turkmenistan	21	39	467	527	0.84

Timing and Results provided by Tissot




## Teams Ranking by Skills

스킬별 팀 순위

As of WED 1 OCT 2014 at 21:32

P6

Scoring Service	Rk	Name	Aces	Faults	Serve Hits	Total Attempts	Avg by Set
	NR	TPE - Chinese Taipei	36	75	423	534	1.50
	<b>Tournament Totals</b>		403	1116	6329	7848	2.25





## Teams Ranking by Skills


스킬별 팀 순위

As of WED 1 OCT 2014 at 21:32

P6

Non-Scoring Dig	Rk	Name	Digs	Faults	Receptions	Total Attempts	Avg by Set
	1	QAT - Qatar	43	76	177	296	2.26
	2	KOR - Republic of Korea	41	62	149	252	2.05
	3	JPN - Japan	26	60	223	309	1.24
	4	IND - India	21	88	215	324	1.00
	4	CHN - China	20	63	188	271	1.00
	4	IRI - Iran	19	42	192	253	1.00
	7	KUW - Kuwait	15	79	187	281	0.75
	8	THA - Thailand	12	64	169	245	0.63
	NR	HKG - Hong Kong, China	46	98	219	363	1.77
	NR	KAZ - Kazakhstan	38	76	219	333	1.46
	NR	KSA - Saudi Arabia	42	89	217	348	1.62
	NR	MDV - Maldives	31	81	173	285	1.29
	NR	MYA - Myanmar	47	94	270	411	1.74
	NR	PAK - Pakistan	42	64	203	309	2.00
	NR	TKM - Turkmenistan	46	80	258	384	1.84
	NR	TPE - Chinese Taipei	37	74	188	299	1.54
	<b>Tournament Totals</b>			526	1190	3247	4963

Non-Scoring Set	Rk	Name	Running Sets	Faults	Still Sets	Total Attempts	Avg by Set
	1	KOR - Republic of Korea	275	3	214	492	13.75
	2	JPN - Japan	277	2	247	526	13.19
	3	THA - Thailand	244	5	197	446	12.84
	4	IRI - Iran	242	1	197	440	12.74
	5	IND - India	258	4	282	544	12.29
	6	CHN - China	245	4	224	473	12.25
	7	QAT - Qatar	220	6	277	503	11.58
	8	KUW - Kuwait	217	10	280	507	10.85
	NR	HKG - Hong Kong, China	294	10	374	678	11.31
	NR	KAZ - Kazakhstan	285	13	315	613	10.96
	NR	KSA - Saudi Arabia	277	10	355	642	10.65
	NR	MDV - Maldives	229	5	336	570	9.54
	NR	MYA - Myanmar	315	7	371	693	11.67
	NR	PAK - Pakistan	276	4	295	575	13.14
	NR	TKM - Turkmenistan	267	9	359	635	10.68
	NR	TPE - Chinese Taipei	299	10	278	587	12.46
	<b>Tournament Totals</b>			4220	103	4601	8924

Non-Scoring Reception	Rk	Name	Excellents	Faults	Serve Receptions	Total Attempts	Succ %
	1	KOR - Republic of Korea	181	16	155	352	51.42
	2	JPN - Japan	161	14	149	324	49.69
	3	IRI - Iran	143	18	137	298	47.99
	4	CHN - China	138	18	163	319	43.26
	5	QAT - Qatar	146	15	192	353	41.36
	6	IND - India	157	18	211	386	40.67
	7	THA - Thailand	122	16	191	329	37.08
	8	KUW - Kuwait	131	23	234	388	33.76
	NR	HKG - Hong Kong, China	180	34	297	511	35.23
	NR	KAZ - Kazakhstan	164	29	248	441	37.19
	NR	KSA - Saudi Arabia	173	28	296	497	34.81
	NR	MDV - Maldives	103	39	320	462	22.29
	NR	MYA - Myanmar	148	23	351	522	28.35
	NR	PAK - Pakistan	176	29	221	426	41.31
	NR	TKM - Turkmenistan	107	33	330	470	22.77

Timing and Results provided by Tissot




## Teams Ranking by Skills

스킬별 팀 순위

As of WED 1 OCT 2014 at 21:32

P6

Non-Scoring Reception	Rk	Name	Excellents	Faults	Serve Receptions	Total Attempts	Succ %
	NR	TPE - Chinese Taipei	174	26	247	447	38.93
	<b>Tournament Totals</b>		2404	379	3742	6525	36.84

### NOTES

Only teams advancing to the quarterfinals are ranked.

### LEGEND

<b>Avg</b>	Average	<b>Eff%</b>	Efficiency	<b>NR</b>	Not Ranked	<b>Rk</b>	Rank	<b>Succ%</b>	Success %
------------	---------	-------------	------------	-----------	------------	-----------	------	--------------	-----------

Timing and Results provided by Tissot





### Cumulative Statistics by Skills


스킬별 누적통계

CHN - China

AFTER 6 MATCHES

Scoring Spike	No	Name	Spikes	Faults	Shots	Total Attempts	Eff %
	3	YUAN Zhi	39	16	52	107	21.50
	4	ZHANG Chen	55	8	27	90	52.22
	6	LIANG Chunlong	8	3	4	15	33.33
	7	ZHONG Weijun	74	13	43	130	46.92
	8	CUI Jianjun	2	2	4	8	0.00
	11	GENG Xin	38	2	11	51	70.59
	13	KOU Zhichao	24	6	18	48	37.50
	14	XU Jingtao	12	2	9	23	43.48
	15	LI Runming	1	1	2	4	0.00
	16	REN Qi	-	-	-	-	0.00
	18	JI Daoshuai	6	1	7	14	35.71
	22	MAO Tianyi	-	-	-	-	0.00
	<b>Team Totals</b>			259	54	177	490

Scoring Block	No	Name	Kill Blocks	Faults	Rebounds	Total Attempts	Avg by Set
	3	YUAN Zhi	1	8	4	13	0.05
	4	ZHANG Chen	2	9	5	16	0.10
	6	LIANG Chunlong	6	15	15	36	0.30
	7	ZHONG Weijun	3	12	10	25	0.15
	8	CUI Jianjun	-	1	-	1	0.00
	11	GENG Xin	13	20	26	59	0.65
	13	KOU Zhichao	3	10	4	17	0.15
	14	XU Jingtao	9	24	14	47	0.45
	15	LI Runming	10	16	11	37	0.50
	16	REN Qi	-	-	1	1	0.00
	18	JI Daoshuai	-	1	1	2	0.00
	22	MAO Tianyi	1	-	2	3	0.05
	<b>Team Totals</b>			48	116	93	257

Scoring Service	No	Name	Aces	Faults	Serve Hits	Total Attempts	Avg by Set
	3	YUAN Zhi	5	12	32	49	0.25
	4	ZHANG Chen	5	3	67	75	0.25
	6	LIANG Chunlong	2	4	50	56	0.10
	7	ZHONG Weijun	3	13	54	70	0.15
	8	CUI Jianjun	1	1	6	8	0.05
	11	GENG Xin	2	4	60	66	0.10
	13	KOU Zhichao	6	13	33	52	0.30
	14	XU Jingtao	3	2	23	28	0.15
	15	LI Runming	4	13	35	52	0.20
	16	REN Qi	-	-	-	-	0.00
	18	JI Daoshuai	-	3	1	4	0.00
	22	MAO Tianyi	1	-	7	8	0.05
	<b>Team Totals</b>			32	68	368	468

<b>Team</b>	<b>Opponent Errors &amp; Team Faults</b>	135	2
-------------	--	-----	---





## Cumulative Statistics by Skills


스킬별 누적통계

CHN - China

AFTER 6 MATCHES

Non-Scoring Dig	No	Name	Digs	Faults	Receptions	Total Attempts	Avg by Set
	3	YUAN Zhi	-	4	33	37	0.00
	4	ZHANG Chen	3	5	14	22	0.15
	6	LIANG Chunlong	-	1	9	10	0.00
	7	ZHONG Weijun	-	8	20	28	0.00
	8	CUI Jianjun	-	1	5	6	0.00
	11	GENG Xin	-	7	6	13	0.00
	13	KOU Zhichao	1	2	6	9	0.05
	14	XU Jingtao	-	3	7	10	0.00
	15	LI Runming	3	14	31	48	0.15
	16	REN Qi	12	16	53	81	0.60
	18	JI Daoshuai	-	1	2	3	0.00
	22	MAO Tianyi	1	1	2	4	0.05
	<b>Team Totals</b>			20	63	188	271

Non-Scoring Set	No	Name	Running Sets	Faults	Still Sets	Total Attempts	Avg by Set
	3	YUAN Zhi	-	-	-	-	0.00
	4	ZHANG Chen	5	-	5	10	0.25
	6	LIANG Chunlong	2	1	5	8	0.10
	7	ZHONG Weijun	2	1	5	8	0.10
	8	CUI Jianjun	-	-	4	4	0.00
	11	GENG Xin	4	-	6	10	0.20
	13	KOU Zhichao	1	1	1	3	0.05
	14	XU Jingtao	2	-	-	2	0.10
	15	LI Runming	201	1	161	363	10.05
	16	REN Qi	5	-	18	23	0.25
	18	JI Daoshuai	-	-	-	-	0.00
	22	MAO Tianyi	23	-	19	42	1.15
	<b>Team Totals</b>			245	4	224	473

Non-Scoring Reception	No	Name	Excellents	Faults	Serve Receptions	Total Attempts	Succ %
	3	YUAN Zhi	1	1	2	4	25.00
	4	ZHANG Chen	57	3	64	124	45.97
	6	LIANG Chunlong	-	1	-	1	0.00
	7	ZHONG Weijun	34	3	52	89	38.20
	8	CUI Jianjun	11	-	9	20	55.00
	11	GENG Xin	1	-	2	3	33.33
	13	KOU Zhichao	-	-	-	-	0.00
	14	XU Jingtao	2	-	-	2	100.00
	15	LI Runming	1	-	-	1	100.00
	16	REN Qi	28	9	30	67	41.79
	18	JI Daoshuai	3	1	4	8	37.50
	22	MAO Tianyi	-	-	-	-	0.00
	<b>Team Totals</b>			138	18	163	319

LEGEND			
Avg	Eff%	Succ%	
Average	Efficiency	Success %	

Timing and Results provided by Tissot







## Cumulative Statistics by Skills


스킬별 누적통계

HKG - Hong Kong, China

AFTER 7 MATCHES

Scoring Spike	No	Name	Spikes	Faults	Shots	Total Attempts	Eff %
	4	YIK Chi Hin	-	2	-	2	0.00
	5	KWONG Ngai Shing Jacky	-	-	3	3	0.00
	7	LAM Chun Man	31	18	37	86	15.12
	8	LEE Man Sing	48	8	21	77	51.95
	9	CHUNG Wai Sze	4	2	3	9	22.22
	11	SIU Cheong Hung	62	26	67	155	23.23
	12	WU Lok Kan	3	2	5	10	10.00
	13	NG Kin Pong Jonathan	-	-	-	-	0.00
	14	KWOK Chung Kan	-	-	-	-	0.00
	15	LUK Chun Ho	6	2	4	12	33.33
	18	YAU Tze Ching	30	15	24	69	21.74
20	CHAN Alex Chi Wai	130	52	99	281	27.76	
<b>Team Totals</b>			314	127	263	704	26.56

Scoring Block	No	Name	Kill Blocks	Faults	Rebounds	Total Attempts	Avg by Set
	4	YIK Chi Hin	-	-	-	-	0.00
	5	KWONG Ngai Shing Jacky	1	8	1	10	0.04
	7	LAM Chun Man	1	16	10	27	0.04
	8	LEE Man Sing	7	30	22	59	0.27
	9	CHUNG Wai Sze	4	9	7	20	0.15
	11	SIU Cheong Hung	13	16	15	44	0.50
	12	WU Lok Kan	-	4	4	8	0.00
	13	NG Kin Pong Jonathan	-	-	-	-	0.00
	14	KWOK Chung Kan	-	-	-	-	0.00
	15	LUK Chun Ho	2	1	2	5	0.08
	18	YAU Tze Ching	11	23	21	55	0.42
20	CHAN Alex Chi Wai	6	28	17	51	0.23	
<b>Team Totals</b>			45	135	99	279	1.73

Scoring Service	No	Name	Aces	Faults	Serve Hits	Total Attempts	Avg by Set
	4	YIK Chi Hin	-	-	3	3	0.00
	5	KWONG Ngai Shing Jacky	-	2	25	27	0.00
	7	LAM Chun Man	3	2	64	69	0.12
	8	LEE Man Sing	3	7	48	58	0.12
	9	CHUNG Wai Sze	2	12	72	86	0.08
	11	SIU Cheong Hung	5	9	74	88	0.19
	12	WU Lok Kan	-	-	6	6	0.00
	13	NG Kin Pong Jonathan	-	-	-	-	0.00
	14	KWOK Chung Kan	1	4	24	29	0.04
	15	LUK Chun Ho	-	3	12	15	0.00
	18	YAU Tze Ching	6	7	72	85	0.23
20	CHAN Alex Chi Wai	5	18	54	77	0.19	
<b>Team Totals</b>			25	64	454	543	0.96

<b>Team</b>	<b>Opponent Errors &amp; Team Faults</b>	157	6
-------------	--	-----	---





## Cumulative Statistics by Skills


스킬별 누적통계

HKG - Hong Kong, China

AFTER 7 MATCHES

Non-Scoring Dig	No	Name	Digs	Faults	Receptions	Total Attempts	Avg by Set
	4	YIK Chi Hin	-	-	-	-	0.00
	5	KWONG Ngai Shing Jacky	-	4	8	12	0.00
	7	LAM Chun Man	5	18	27	50	0.19
	8	LEE Man Sing	2	4	14	20	0.08
	9	CHUNG Wai Sze	2	11	25	38	0.08
	11	SIU Cheong Hung	11	13	42	66	0.42
	12	WU Lok Kan	-	1	4	5	0.00
	13	NG Kin Pong Jonathan	15	24	47	86	0.58
	14	KWOK Chung Kan	4	5	8	17	0.15
	15	LUK Chun Ho	1	1	1	3	0.04
	18	YAU Tze Ching	3	6	7	16	0.12
	20	CHAN Alex Chi Wai	3	11	36	50	0.12
<b>Team Totals</b>			46	98	219	363	1.77

Non-Scoring Set	No	Name	Running Sets	Faults	Still Sets	Total Attempts	Avg by Set
	4	YIK Chi Hin	-	-	-	-	0.00
	5	KWONG Ngai Shing Jacky	64	2	80	146	2.46
	7	LAM Chun Man	1	-	6	7	0.04
	8	LEE Man Sing	1	-	3	4	0.04
	9	CHUNG Wai Sze	201	6	236	443	7.73
	11	SIU Cheong Hung	8	1	14	23	0.31
	12	WU Lok Kan	1	-	1	2	0.04
	13	NG Kin Pong Jonathan	11	-	25	36	0.42
	14	KWOK Chung Kan	2	-	5	7	0.08
	15	LUK Chun Ho	-	-	-	-	0.00
	18	YAU Tze Ching	4	1	-	5	0.15
	20	CHAN Alex Chi Wai	1	-	4	5	0.04
<b>Team Totals</b>			294	10	374	678	11.31

Non-Scoring Reception	No	Name	Excellents	Faults	Serve Receptions	Total Attempts	Succ %
	4	YIK Chi Hin	-	-	-	-	0.00
	5	KWONG Ngai Shing Jacky	-	-	1	1	0.00
	7	LAM Chun Man	32	7	63	102	31.37
	8	LEE Man Sing	-	-	2	2	0.00
	9	CHUNG Wai Sze	1	1	-	2	50.00
	11	SIU Cheong Hung	65	8	107	180	36.11
	12	WU Lok Kan	-	-	2	2	0.00
	13	NG Kin Pong Jonathan	72	12	98	182	39.56
	14	KWOK Chung Kan	10	3	19	32	31.25
	15	LUK Chun Ho	-	3	2	5	0.00
	18	YAU Tze Ching	-	-	1	1	0.00
	20	CHAN Alex Chi Wai	-	-	2	2	0.00
<b>Team Totals</b>			180	34	297	511	35.23

LEGEND			
Avg	Average	Eff%	Efficiency
Succ%	Success %		

Timing and Results provided by Tissot





### Cumulative Statistics by Skills


스킬별 누적통계

IND - India

AFTER 6 MATCHES

Scoring Spike	No	Name	Spikes	Faults	Shots	Total Attempts	Eff %	
	1	GOVINDARAJAN RAMAKRISHNAN Vaishnav	28	-	19	47	59.57	
	3	MANDEEP Singh	7	6	14	27	3.70	
	4	RANJIT Singh	-	1	2	3	0.00	
	6	CHARLES Jerome Vinith	6	5	8	19	5.26	
	10	KHOIWAL Dilip	4	2	3	9	22.22	
	12	NAVJIT Singh	26	6	19	51	39.22	
	13	PRABAGARAN	59	19	31	109	36.70	
	14	SIVASUBRAMANIAN Kanagaraj	-	-	-	-	0.00	
	16	MOHAN Ukkrapandian	6	-	4	10	60.00	
	17	GURINDER Singh	58	23	59	140	25.00	
	18	MANIDURAI Naveen Raja Jacob	52	17	37	106	33.02	
	19	KATARIYA Lavmeet	26	4	12	42	52.38	
	<b>Team Totals</b>			272	83	208	563	33.57

Scoring Block	No	Name	Kill Blocks	Faults	Rebounds	Total Attempts	Avg by Set	
	1	GOVINDARAJAN RAMAKRISHNAN Vaishnav	8	24	15	47	0.38	
	3	MANDEEP Singh	3	5	1	9	0.14	
	4	RANJIT Singh	2	9	6	17	0.10	
	6	CHARLES Jerome Vinith	-	2	1	3	0.00	
	10	KHOIWAL Dilip	-	-	-	-	0.00	
	12	NAVJIT Singh	6	25	21	52	0.29	
	13	PRABAGARAN	8	16	11	35	0.38	
	14	SIVASUBRAMANIAN Kanagaraj	-	-	1	1	0.00	
	16	MOHAN Ukkrapandian	2	11	9	22	0.10	
	17	GURINDER Singh	3	12	14	29	0.14	
	18	MANIDURAI Naveen Raja Jacob	5	11	13	29	0.24	
	19	KATARIYA Lavmeet	7	11	14	32	0.33	
	<b>Team Totals</b>			44	126	106	276	2.10

Scoring Service	No	Name	Aces	Faults	Serve Hits	Total Attempts	Avg by Set	
	1	GOVINDARAJAN RAMAKRISHNAN Vaishnav	1	2	51	54	0.05	
	3	MANDEEP Singh	-	3	12	15	0.00	
	4	RANJIT Singh	1	2	21	24	0.05	
	6	CHARLES Jerome Vinith	-	4	4	8	0.00	
	10	KHOIWAL Dilip	-	4	3	7	0.00	
	12	NAVJIT Singh	3	2	62	67	0.14	
	13	PRABAGARAN	3	5	68	76	0.14	
	14	SIVASUBRAMANIAN Kanagaraj	-	-	-	-	0.00	
	16	MOHAN Ukkrapandian	2	5	59	66	0.10	
	17	GURINDER Singh	1	8	56	65	0.05	
	18	MANIDURAI Naveen Raja Jacob	3	11	44	58	0.14	
	19	KATARIYA Lavmeet	2	1	22	25	0.10	
	<b>Team Totals</b>			16	47	402	465	0.76

<b>Team</b>	<b>Opponent Errors &amp; Team Faults</b>	130	2
-------------	--	-----	---





## Cumulative Statistics by Skills


스킬별 누적통계

IND - India

AFTER 6 MATCHES

Non-Scoring Dig	No	Name	Digs	Faults	Receptions	Total Attempts	Avg by Set	
	1	GOVINDARAJAN RAMAKRISHNAN Vaishnav	-	6	3	9	0.00	
	3	MANDEEP Singh	2	2	7	11	0.10	
	4	RANJIT Singh	1	5	6	12	0.05	
	6	CHARLES Jerome Vinith	-	1	2	3	0.00	
	10	KHOIWAL Dilip	-	2	11	13	0.00	
	12	NAVJIT Singh	1	4	10	15	0.05	
	13	PRABAGARAN	2	10	34	46	0.10	
	14	SIVASUBRAMANIAN Kanagaraj	10	28	54	92	0.48	
	16	MOHAN Ukkrapandian	1	6	20	27	0.05	
	17	GURINDER Singh	2	8	35	45	0.10	
	18	MANIDURAI Naveen Raja Jacob	2	16	29	47	0.10	
	19	KATARIYA Lavmeet	-	-	4	4	0.00	
	<b>Team Totals</b>			21	88	215	324	1.00

Non-Scoring Set	No	Name	Running Sets	Faults	Still Sets	Total Attempts	Avg by Set	
	1	GOVINDARAJAN RAMAKRISHNAN Vaishnav	2	-	6	8	0.10	
	3	MANDEEP Singh	-	-	3	3	0.00	
	4	RANJIT Singh	67	2	75	144	3.19	
	6	CHARLES Jerome Vinith	-	-	-	-	0.00	
	10	KHOIWAL Dilip	-	-	1	1	0.00	
	12	NAVJIT Singh	2	-	7	9	0.10	
	13	PRABAGARAN	9	-	10	19	0.43	
	14	SIVASUBRAMANIAN Kanagaraj	2	-	6	8	0.10	
	16	MOHAN Ukkrapandian	173	2	162	337	8.24	
	17	GURINDER Singh	1	-	3	4	0.05	
	18	MANIDURAI Naveen Raja Jacob	-	-	5	5	0.00	
	19	KATARIYA Lavmeet	2	-	4	6	0.10	
	<b>Team Totals</b>			258	4	282	544	12.29

Non-Scoring Reception	No	Name	Excellents	Faults	Serve Receptions	Total Attempts	Succ %	
	1	GOVINDARAJAN RAMAKRISHNAN Vaishnav	-	-	-	-	0.00	
	3	MANDEEP Singh	8	-	24	32	25.00	
	4	RANJIT Singh	-	-	1	1	0.00	
	6	CHARLES Jerome Vinith	-	-	-	-	0.00	
	10	KHOIWAL Dilip	5	-	10	15	33.33	
	12	NAVJIT Singh	-	-	1	1	0.00	
	13	PRABAGARAN	60	4	61	125	48.00	
	14	SIVASUBRAMANIAN Kanagaraj	46	10	42	98	46.94	
	16	MOHAN Ukkrapandian	-	-	4	4	0.00	
	17	GURINDER Singh	-	-	1	1	0.00	
	18	MANIDURAI Naveen Raja Jacob	38	4	66	108	35.19	
	19	KATARIYA Lavmeet	-	-	1	1	0.00	
	<b>Team Totals</b>			157	18	211	386	40.67

LEGEND			
Avg	Eff%	Succ%	
Average	Efficiency	Success %	

Timing and Results provided by Tissot





## Cumulative Statistics by Skills


스킬별 누적통계

IRI - Iran

AFTER 6 MATCHES

Scoring Spike	No	Name	Spikes	Faults	Shots	Total Attempts	Eff %	
	1	MAHMOUDI KHATOUNABADI Shahram	77	19	41	137	42.34	
	2	EBADIPOUR GHARAHASSANLOU Milad	37	11	17	65	40.00	
	4	MAROUFLAKRANI Mirsaeid	9	3	5	17	35.29	
	5	GHAEMI Farhad	17	7	15	39	25.64	
	6	MOUSAVI ERAGHI Seyed Mohammad	18	3	5	26	57.69	
	7	FAYAZI DAMNABI Pourya	28	6	19	53	41.51	
	8	ZARIF AHANGARAN VARZANDEH Farhad	-	1	-	1	0.00	
	9	GHOLAMI Adel	16	2	5	23	60.87	
	10	GHAFOUR Amir	25	2	12	39	58.97	
	12	MIRZAJANPOURMOUZIRAJI Mojtaba	24	6	11	41	43.90	
	13	MAHDAVI Mehdi	7	1	2	10	60.00	
	15	TASHAKORI Armin	13	3	8	24	41.67	
	<b>Team Totals</b>			271	64	140	475	43.58

Scoring Block	No	Name	Kill Blocks	Faults	Rebounds	Total Attempts	Avg by Set	
	1	MAHMOUDI KHATOUNABADI Shahram	5	8	12	25	0.26	
	2	EBADIPOUR GHARAHASSANLOU Milad	3	4	4	11	0.16	
	4	MAROUFLAKRANI Mirsaeid	1	1	4	6	0.05	
	5	GHAEMI Farhad	-	16	2	18	0.00	
	6	MOUSAVI ERAGHI Seyed Mohammad	7	10	5	22	0.37	
	7	FAYAZI DAMNABI Pourya	2	5	8	15	0.11	
	8	ZARIF AHANGARAN VARZANDEH Farhad	-	-	-	-	0.00	
	9	GHOLAMI Adel	6	16	11	33	0.32	
	10	GHAFOUR Amir	6	7	6	19	0.32	
	12	MIRZAJANPOURMOUZIRAJI Mojtaba	-	11	4	15	0.00	
	13	MAHDAVI Mehdi	3	7	3	13	0.16	
	15	TASHAKORI Armin	4	14	14	32	0.21	
	<b>Team Totals</b>			37	99	73	209	1.95

Scoring Service	No	Name	Aces	Faults	Serve Hits	Total Attempts	Avg by Set	
	1	MAHMOUDI KHATOUNABADI Shahram	4	7	37	48	0.21	
	2	EBADIPOUR GHARAHASSANLOU Milad	4	6	31	41	0.21	
	4	MAROUFLAKRANI Mirsaeid	-	7	35	42	0.00	
	5	GHAEMI Farhad	10	12	40	62	0.53	
	6	MOUSAVI ERAGHI Seyed Mohammad	2	3	16	21	0.11	
	7	FAYAZI DAMNABI Pourya	5	11	12	28	0.26	
	8	ZARIF AHANGARAN VARZANDEH Farhad	-	-	-	-	0.00	
	9	GHOLAMI Adel	5	9	38	52	0.26	
	10	GHAFOUR Amir	5	6	21	32	0.26	
	12	MIRZAJANPOURMOUZIRAJI Mojtaba	1	6	27	34	0.05	
	13	MAHDAVI Mehdi	2	-	55	57	0.11	
	15	TASHAKORI Armin	4	7	32	43	0.21	
	<b>Team Totals</b>			42	74	344	460	2.21

Team	Opponent Errors & Team Faults	123	3





### Cumulative Statistics by Skills


스킬별 누적통계

IRI - Iran

AFTER 6 MATCHES

Non-Scoring Dig	No	Name	Digs	Faults	Receptions	Total Attempts	Avg by Set	
	1	MAHMOUDI KHATOUNABADI Shahram	-	2	21	23	0.00	
	2	EBADIPOUR GHARAHASSANLOU Milad	2	6	13	21	0.11	
	4	MAROUFLAKRANI Mirsaeid	1	3	16	20	0.05	
	5	GHAEMI Farhad	2	1	22	25	0.11	
	6	MOUSAVI ERAGHI Seyed Mohammad	-	4	3	7	0.00	
	7	FAYAZI DAMNABI Pourya	2	4	16	22	0.11	
	8	ZARIF AHANGARAN VARZANDEH Farhad	8	11	47	66	0.42	
	9	GHOLAMI Adel	1	-	10	11	0.05	
	10	GHAFOUR Amir	1	3	9	13	0.05	
	12	MIRZAJANPOURMOUZIRAJI Mojtaba	-	3	14	17	0.00	
	13	MAHDAVI Mehdi	2	3	16	21	0.11	
	15	TASHAKORI Armin	-	2	5	7	0.00	
	<b>Team Totals</b>			19	42	192	253	1.00

Non-Scoring Set	No	Name	Running Sets	Faults	Still Sets	Total Attempts	Avg by Set	
	1	MAHMOUDI KHATOUNABADI Shahram	1	-	3	4	0.05	
	2	EBADIPOUR GHARAHASSANLOU Milad	1	-	1	2	0.05	
	4	MAROUFLAKRANI Mirsaeid	108	-	61	169	5.68	
	5	GHAEMI Farhad	3	-	6	9	0.16	
	6	MOUSAVI ERAGHI Seyed Mohammad	1	-	2	3	0.05	
	7	FAYAZI DAMNABI Pourya	3	-	8	11	0.16	
	8	ZARIF AHANGARAN VARZANDEH Farhad	5	-	21	26	0.26	
	9	GHOLAMI Adel	-	-	9	9	0.00	
	10	GHAFOUR Amir	5	-	2	7	0.26	
	12	MIRZAJANPOURMOUZIRAJI Mojtaba	-	-	1	1	0.00	
	13	MAHDAVI Mehdi	113	1	81	195	5.95	
	15	TASHAKORI Armin	2	-	2	4	0.11	
	<b>Team Totals</b>			242	1	197	440	12.74

Non-Scoring Reception	No	Name	Excellents	Faults	Serve Receptions	Total Attempts	Succ %	
	1	MAHMOUDI KHATOUNABADI Shahram	-	1	-	1	0.00	
	2	EBADIPOUR GHARAHASSANLOU Milad	27	3	29	59	45.76	
	4	MAROUFLAKRANI Mirsaeid	-	-	1	1	0.00	
	5	GHAEMI Farhad	39	4	28	71	54.93	
	6	MOUSAVI ERAGHI Seyed Mohammad	-	-	1	1	0.00	
	7	FAYAZI DAMNABI Pourya	16	1	28	45	35.56	
	8	ZARIF AHANGARAN VARZANDEH Farhad	55	4	36	95	57.89	
	9	GHOLAMI Adel	1	1	2	4	25.00	
	10	GHAFOUR Amir	-	-	-	-	0.00	
	12	MIRZAJANPOURMOUZIRAJI Mojtaba	5	3	12	20	25.00	
	13	MAHDAVI Mehdi	-	-	-	-	0.00	
	15	TASHAKORI Armin	-	1	-	1	0.00	
	<b>Team Totals</b>			143	18	137	298	47.99

LEGEND			
Avg	Eff%	Succ%	
Average	Efficiency	Success %	

Timing and Results provided by Tissot







### Cumulative Statistics by Skills


스킬별 누적통계

JPN - Japan

AFTER 6 MATCHES

Scoring Spike	No	Name	Spikes	Faults	Shots	Total Attempts	Eff %	
	1	SHIMIZU Kunihiro	69	29	38	136	29.41	
	6	UCHIYAMA Shohei	-	-	2	2	0.00	
	7	KOSHIKAWA Yu	78	16	50	144	43.06	
	8	TSUBAKIYAMA Ryosuke	18	6	11	35	34.29	
	11	YANAGIDA Masahiro	4	-	1	5	80.00	
	12	YAMAUCHI Akihiro	20	3	10	33	51.52	
	13	FUKATSU Hideomi	2	1	-	3	33.33	
	14	ISHIKAWA Yuki	27	10	15	52	32.69	
	16	DEKITA Takashi	30	4	11	45	57.78	
	17	NAGANO Takeshi	-	-	-	-	0.00	
	18	YONEYAMA Yuta	33	12	29	74	28.38	
	19	FUSHIMI Yamato	5	1	3	9	44.44	
	<b>Team Totals</b>			286	82	170	538	37.92

Scoring Block	No	Name	Kill Blocks	Faults	Rebounds	Total Attempts	Avg by Set	
	1	SHIMIZU Kunihiro	4	10	9	23	0.19	
	6	UCHIYAMA Shohei	-	1	3	4	0.00	
	7	KOSHIKAWA Yu	2	24	12	38	0.10	
	8	TSUBAKIYAMA Ryosuke	2	3	5	10	0.10	
	11	YANAGIDA Masahiro	-	-	1	1	0.00	
	12	YAMAUCHI Akihiro	16	15	23	54	0.76	
	13	FUKATSU Hideomi	6	11	12	29	0.29	
	14	ISHIKAWA Yuki	2	6	3	11	0.10	
	16	DEKITA Takashi	10	16	18	44	0.48	
	17	NAGANO Takeshi	-	-	-	-	0.00	
	18	YONEYAMA Yuta	2	7	9	18	0.10	
	19	FUSHIMI Yamato	-	5	-	5	0.00	
	<b>Team Totals</b>			44	98	95	237	2.10

Scoring Service	No	Name	Aces	Faults	Serve Hits	Total Attempts	Avg by Set	
	1	SHIMIZU Kunihiro	4	12	40	56	0.19	
	6	UCHIYAMA Shohei	-	-	1	1	0.00	
	7	KOSHIKAWA Yu	18	17	61	96	0.86	
	8	TSUBAKIYAMA Ryosuke	1	3	15	19	0.05	
	11	YANAGIDA Masahiro	1	8	12	21	0.05	
	12	YAMAUCHI Akihiro	3	8	49	60	0.14	
	13	FUKATSU Hideomi	2	5	81	88	0.10	
	14	ISHIKAWA Yuki	4	7	21	32	0.19	
	16	DEKITA Takashi	1	2	55	58	0.05	
	17	NAGANO Takeshi	-	-	-	-	0.00	
	18	YONEYAMA Yuta	1	7	49	57	0.05	
	19	FUSHIMI Yamato	-	1	6	7	0.00	
	<b>Team Totals</b>			35	70	390	495	1.67

Team	Opponent Errors & Team Faults	140	2
------	-------------------------------	-----	---





## Cumulative Statistics by Skills


스킬별 누적통계

JPN - Japan

AFTER 6 MATCHES

Non-Scoring Dig	No	Name	Digs	Faults	Receptions	Total Attempts	Avg by Set
	1	SHIMIZU Kunihiro	1	4	24	29	0.05
	6	UCHIYAMA Shohei	-	-	2	2	0.00
	7	KOSHIKAWA Yu	4	11	35	50	0.19
	8	TSUBAKIYAMA Ryosuke	-	1	8	9	0.00
	11	YANAGIDA Masahiro	-	5	2	7	0.00
	12	YAMAUCHI Akihiro	-	2	7	9	0.00
	13	FUKATSU Hideomi	8	9	36	53	0.38
	14	ISHIKAWA Yuki	1	1	14	16	0.05
	16	DEKITA Takashi	2	2	9	13	0.10
	17	NAGANO Takeshi	9	15	65	89	0.43
	18	YONEYAMA Yuta	1	10	20	31	0.05
	19	FUSHIMI Yamato	-	-	1	1	0.00
	<b>Team Totals</b>			26	60	223	309

Non-Scoring Set	No	Name	Running Sets	Faults	Still Sets	Total Attempts	Avg by Set
	1	SHIMIZU Kunihiro	-	1	4	5	0.00
	6	UCHIYAMA Shohei	19	-	10	29	0.90
	7	KOSHIKAWA Yu	6	-	6	12	0.29
	8	TSUBAKIYAMA Ryosuke	1	-	1	2	0.05
	11	YANAGIDA Masahiro	-	-	-	-	0.00
	12	YAMAUCHI Akihiro	-	-	1	1	0.00
	13	FUKATSU Hideomi	234	-	188	422	11.14
	14	ISHIKAWA Yuki	2	1	1	4	0.10
	16	DEKITA Takashi	-	-	-	-	0.00
	17	NAGANO Takeshi	8	-	24	32	0.38
	18	YONEYAMA Yuta	7	-	12	19	0.33
	19	FUSHIMI Yamato	-	-	-	-	0.00
	<b>Team Totals</b>			277	2	247	526

Non-Scoring Reception	No	Name	Excellents	Faults	Serve Receptions	Total Attempts	Succ %
	1	SHIMIZU Kunihiro	-	-	-	-	0.00
	6	UCHIYAMA Shohei	-	-	-	-	0.00
	7	KOSHIKAWA Yu	22	2	27	51	43.14
	8	TSUBAKIYAMA Ryosuke	-	-	-	-	0.00
	11	YANAGIDA Masahiro	-	-	2	2	0.00
	12	YAMAUCHI Akihiro	-	-	3	3	0.00
	13	FUKATSU Hideomi	-	-	1	1	0.00
	14	ISHIKAWA Yuki	17	4	23	44	38.64
	16	DEKITA Takashi	-	-	-	-	0.00
	17	NAGANO Takeshi	67	3	40	110	60.91
	18	YONEYAMA Yuta	55	5	53	113	48.67
	19	FUSHIMI Yamato	-	-	-	-	0.00
	<b>Team Totals</b>			161	14	149	324

LEGEND			
Avg	Eff%	Succ%	
Average	Efficiency	Success %	

Timing and Results provided by Tissot





## Cumulative Statistics by Skills


스킬별 누적통계

KAZ - Kazakhstan

AFTER 7 MATCHES

Scoring Spike	No	Name	Spikes	Faults	Shots	Total Attempts	Eff %
	2	KUZNETSOV Anton	7	-	1	8	87.50
	3	YUDIN Anton	35	6	18	59	49.15
	4	STOLNIKOV Alexandr	10	2	10	22	36.36
	5	KUZNETSOV Sergey	1	-	-	1	100.00
	6	BAIBEKOV Kairat	-	-	-	-	0.00
	7	GORBATKOV Dmitriy	9	7	13	29	6.90
	8	GABDULIN Kanat	3	1	-	4	50.00
	9	IMANGALIYEV Marat	64	28	47	139	25.90
	12	KADIRKHANOV Nodirkhan	39	10	13	62	46.77
	17	RADKEVICH Sergey	44	19	35	98	25.51
	18	VORIVODIN Vitaliy	54	26	37	117	23.93
	19	MAMEDOV Maxim	41	20	31	92	22.83
	<b>Team Totals</b>			307	119	205	631

Scoring Block	No	Name	Kill Blocks	Faults	Rebounds	Total Attempts	Avg by Set
	2	KUZNETSOV Anton	2	3	5	10	0.08
	3	YUDIN Anton	16	19	30	65	0.62
	4	STOLNIKOV Alexandr	2	3	2	7	0.08
	5	KUZNETSOV Sergey	3	3	2	8	0.12
	6	BAIBEKOV Kairat	-	-	1	1	0.00
	7	GORBATKOV Dmitriy	5	2	4	11	0.19
	8	GABDULIN Kanat	6	5	8	19	0.23
	9	IMANGALIYEV Marat	6	20	13	39	0.23
	12	KADIRKHANOV Nodirkhan	13	36	21	70	0.50
	17	RADKEVICH Sergey	5	5	10	20	0.19
	18	VORIVODIN Vitaliy	5	13	3	21	0.19
	19	MAMEDOV Maxim	3	2	13	18	0.12
	<b>Team Totals</b>			66	111	112	289

Scoring Service	No	Name	Aces	Faults	Serve Hits	Total Attempts	Avg by Set
	2	KUZNETSOV Anton	3	-	14	17	0.12
	3	YUDIN Anton	4	20	62	86	0.15
	4	STOLNIKOV Alexandr	1	-	17	18	0.04
	5	KUZNETSOV Sergey	-	-	14	14	0.00
	6	BAIBEKOV Kairat	-	-	-	-	0.00
	7	GORBATKOV Dmitriy	2	5	26	33	0.08
	8	GABDULIN Kanat	5	6	103	114	0.19
	9	IMANGALIYEV Marat	4	2	61	67	0.15
	12	KADIRKHANOV Nodirkhan	2	21	49	72	0.08
	17	RADKEVICH Sergey	1	5	29	35	0.04
	18	VORIVODIN Vitaliy	1	11	64	76	0.04
	19	MAMEDOV Maxim	1	10	37	48	0.04
	<b>Team Totals</b>			24	80	476	580

Team	Opponent Errors & Team Faults	182	4
------	-------------------------------	-----	---





## Cumulative Statistics by Skills


스킬별 누적통계

KAZ - Kazakhstan

AFTER 7 MATCHES

Non-Scoring Dig	No	Name	Digs	Faults	Receptions	Total Attempts	Avg by Set	
	2	KUZNETSOV Anton	2	-	1	3	0.08	
	3	YUDIN Anton	1	6	6	13	0.04	
	4	STOLNIKOV Alexandr	2	1	5	8	0.08	
	5	KUZNETSOV Sergey	2	-	2	4	0.08	
	6	BAIBEKOV Kairat	12	24	56	92	0.46	
	7	GORBATKOV Dmitriy	3	4	18	25	0.12	
	8	GABDULIN Kanat	8	7	21	36	0.31	
	9	IMANGALIYEV Marat	1	9	35	45	0.04	
	12	KADIRKHANOV Nodirkhan	2	1	7	10	0.08	
	17	RADKEVICH Sergey	1	8	20	29	0.04	
	18	VORIVODIN Vitaliy	3	11	31	45	0.12	
	19	MAMEDOV Maxim	1	5	17	23	0.04	
	<b>Team Totals</b>			38	76	219	333	1.46

Non-Scoring Set	No	Name	Running Sets	Faults	Still Sets	Total Attempts	Avg by Set	
	2	KUZNETSOV Anton	-	-	-	-	0.00	
	3	YUDIN Anton	3	-	10	13	0.12	
	4	STOLNIKOV Alexandr	-	-	3	3	0.00	
	5	KUZNETSOV Sergey	27	-	27	54	1.04	
	6	BAIBEKOV Kairat	8	1	18	27	0.31	
	7	GORBATKOV Dmitriy	1	1	2	4	0.04	
	8	GABDULIN Kanat	235	10	231	476	9.04	
	9	IMANGALIYEV Marat	2	1	5	8	0.08	
	12	KADIRKHANOV Nodirkhan	2	-	5	7	0.08	
	17	RADKEVICH Sergey	1	-	3	4	0.04	
	18	VORIVODIN Vitaliy	2	-	7	9	0.08	
	19	MAMEDOV Maxim	4	-	4	8	0.15	
	<b>Team Totals</b>			285	13	315	613	10.96

Non-Scoring Reception	No	Name	Excellents	Faults	Serve Receptions	Total Attempts	Succ %	
	2	KUZNETSOV Anton	-	-	-	-	0.00	
	3	YUDIN Anton	-	-	-	-	0.00	
	4	STOLNIKOV Alexandr	3	3	15	21	14.29	
	5	KUZNETSOV Sergey	-	-	-	-	0.00	
	6	BAIBEKOV Kairat	62	9	52	123	50.41	
	7	GORBATKOV Dmitriy	18	1	39	58	31.03	
	8	GABDULIN Kanat	-	1	3	4	0.00	
	9	IMANGALIYEV Marat	42	6	55	103	40.78	
	12	KADIRKHANOV Nodirkhan	-	1	-	1	0.00	
	17	RADKEVICH Sergey	-	1	2	3	0.00	
	18	VORIVODIN Vitaliy	39	7	82	128	30.47	
	19	MAMEDOV Maxim	-	-	-	-	0.00	
	<b>Team Totals</b>			164	29	248	441	37.19

LEGEND			
Avg	Eff%	Succ%	
Average	Efficiency	Success %	

Timing and Results provided by Tissot





## Cumulative Statistics by Skills


스킬별 누적통계

KOR - Republic of Korea

AFTER 6 MATCHES

Scoring Spike	No	Name	Spikes	Faults	Shots	Total Attempts	Eff %	
	1	SONG Myunggeun	12	6	2	20	30.00	
	2	HAN Sunsoo	-	1	1	2	0.00	
	4	SHIN Yungsuk	27	9	11	47	38.30	
	6	LEE Mingyu	-	-	1	1	0.00	
	8	PARK Sangha	36	6	14	56	53.57	
	9	KWAK Seungsuk	42	13	22	77	37.66	
	10	BU Yongchan	-	-	-	-	0.00	
	11	CHOI Minho	4	1	2	7	42.86	
	12	JEON Kwangin	70	26	19	115	38.26	
	13	PARK Chulwoo	55	26	24	105	27.62	
	17	SEO Jaeduck	37	13	21	71	33.80	
	19	JEONG Minsu	-	-	-	-	0.00	
	<b>Team Totals</b>			283	101	117	501	36.33

Scoring Block	No	Name	Kill Blocks	Faults	Rebounds	Total Attempts	Avg by Set	
	1	SONG Myunggeun	1	-	1	2	0.05	
	2	HAN Sunsoo	1	10	6	17	0.05	
	4	SHIN Yungsuk	4	11	24	39	0.20	
	6	LEE Mingyu	2	2	2	6	0.10	
	8	PARK Sangha	10	17	17	44	0.50	
	9	KWAK Seungsuk	4	6	7	17	0.20	
	10	BU Yongchan	-	-	-	-	0.00	
	11	CHOI Minho	4	4	-	8	0.20	
	12	JEON Kwangin	6	14	10	30	0.30	
	13	PARK Chulwoo	6	11	11	28	0.30	
	17	SEO Jaeduck	2	6	2	10	0.10	
	19	JEONG Minsu	-	-	-	-	0.00	
	<b>Team Totals</b>			40	81	80	201	2.00

Scoring Service	No	Name	Aces	Faults	Serve Hits	Total Attempts	Avg by Set	
	1	SONG Myunggeun	-	5	6	11	0.00	
	2	HAN Sunsoo	3	10	54	67	0.15	
	4	SHIN Yungsuk	6	5	59	70	0.30	
	6	LEE Mingyu	1	2	16	19	0.05	
	8	PARK Sangha	2	8	76	86	0.10	
	9	KWAK Seungsuk	3	15	57	75	0.15	
	10	BU Yongchan	-	-	-	-	0.00	
	11	CHOI Minho	1	3	29	33	0.05	
	12	JEON Kwangin	4	19	29	52	0.20	
	13	PARK Chulwoo	2	12	24	38	0.10	
	17	SEO Jaeduck	2	10	20	32	0.10	
	19	JEONG Minsu	-	-	-	-	0.00	
	<b>Team Totals</b>			24	89	370	483	1.20

<b>Team</b>	<b>Opponent Errors &amp; Team Faults</b>	139	1
-------------	--	-----	---





## Cumulative Statistics by Skills


스킬별 누적통계

KOR - Republic of Korea

AFTER 6 MATCHES

Non-Scoring Dig	No	Name	Digs	Faults	Receptions	Total Attempts	Avg by Set	
	1	SONG Myunggeun	-	3	2	5	0.00	
	2	HAN Sunsoo	10	6	15	31	0.50	
	4	SHIN Yungsuk	1	2	12	15	0.05	
	6	LEE Mingyu	1	3	3	7	0.05	
	8	PARK Sangha	3	3	7	13	0.15	
	9	KWAK Seungsuk	3	10	32	45	0.15	
	10	BU Yongchan	8	16	11	35	0.40	
	11	CHOI Minho	2	2	3	7	0.10	
	12	JEON Kwangin	3	4	28	35	0.15	
	13	PARK Chulwoo	5	4	13	22	0.25	
	17	SEO Jaeduck	4	5	10	19	0.20	
	19	JEONG Minsu	1	4	13	18	0.05	
	<b>Team Totals</b>			41	62	149	252	2.05

Non-Scoring Set	No	Name	Running Sets	Faults	Still Sets	Total Attempts	Avg by Set	
	1	SONG Myunggeun	1	-	2	3	0.05	
	2	HAN Sunsoo	215	2	142	359	10.75	
	4	SHIN Yungsuk	3	-	3	6	0.15	
	6	LEE Mingyu	30	-	28	58	1.50	
	8	PARK Sangha	3	1	8	12	0.15	
	9	KWAK Seungsuk	4	-	7	11	0.20	
	10	BU Yongchan	4	-	7	11	0.20	
	11	CHOI Minho	1	-	1	2	0.05	
	12	JEON Kwangin	3	-	4	7	0.15	
	13	PARK Chulwoo	3	-	4	7	0.15	
	17	SEO Jaeduck	6	-	-	6	0.30	
	19	JEONG Minsu	2	-	8	10	0.10	
	<b>Team Totals</b>			275	3	214	492	13.75

Non-Scoring Reception	No	Name	Excellents	Faults	Serve Receptions	Total Attempts	Succ %	
	1	SONG Myunggeun	2	-	2	4	50.00	
	2	HAN Sunsoo	-	-	-	-	0.00	
	4	SHIN Yungsuk	1	-	2	3	33.33	
	6	LEE Mingyu	-	-	-	-	0.00	
	8	PARK Sangha	3	-	1	4	75.00	
	9	KWAK Seungsuk	96	7	103	206	46.60	
	10	BU Yongchan	3	-	-	3	100.00	
	11	CHOI Minho	-	-	-	-	0.00	
	12	JEON Kwangin	19	2	15	36	52.78	
	13	PARK Chulwoo	-	-	-	-	0.00	
	17	SEO Jaeduck	1	-	3	4	25.00	
	19	JEONG Minsu	56	7	29	92	60.87	
	<b>Team Totals</b>			181	16	155	352	51.42

LEGEND			
Avg	Eff%	Succ%	
Average	Efficiency	Success %	

Timing and Results provided by Tissot







## Cumulative Statistics by Skills


스킬별 누적통계

KSA - Saudi Arabia

AFTER 7 MATCHES

Scoring Spike	No	Name	Spikes	Faults	Shots	Total Attempts	Eff %	
	2	ALJAHANI Majed Mohammed S	59	15	47	121	36.36	
	3	ALBAKHET Ahmed Abdulrahman M	50	20	49	119	25.21	
	4	ALBAKHEET Nawaf Abdulrahman M	78	34	69	181	24.31	
	7	ALNAJRANI Omar Mansour S	18	16	16	50	4.00	
	9	ALKHAWAHER Dhia Ali A	21	11	8	40	25.00	
	10	ALGHAMDI Ayman Ahmad Y	-	-	-	-	0.00	
	12	ALMUTAIRI Muwffaq Masoud S	6	1	9	16	31.25	
	13	ALMABADI Ahmed Masoud M	5	3	3	11	18.18	
	14	ALDOSSARI Thamer Abdullah S	-	-	1	1	0.00	
	15	ALKHAIBARY Esmael Abdullah A	16	8	11	35	22.86	
	17	MAJRASHI Ibrahim Ali A	26	9	23	58	29.31	
	18	ALKHALDI Abdulaziz Fahad S	17	7	17	41	24.39	
	<b>Team Totals</b>			296	124	253	673	25.56

Scoring Block	No	Name	Kill Blocks	Faults	Rebounds	Total Attempts	Avg by Set	
	2	ALJAHANI Majed Mohammed S	5	7	9	21	0.19	
	3	ALBAKHET Ahmed Abdulrahman M	9	17	6	32	0.35	
	4	ALBAKHEET Nawaf Abdulrahman M	4	24	11	39	0.15	
	7	ALNAJRANI Omar Mansour S	1	3	3	7	0.04	
	9	ALKHAWAHER Dhia Ali A	3	6	2	11	0.12	
	10	ALGHAMDI Ayman Ahmad Y	-	-	-	-	0.00	
	12	ALMUTAIRI Muwffaq Masoud S	7	20	13	40	0.27	
	13	ALMABADI Ahmed Masoud M	-	4	-	4	0.00	
	14	ALDOSSARI Thamer Abdullah S	2	5	1	8	0.08	
	15	ALKHAIBARY Esmael Abdullah A	6	15	14	35	0.23	
	17	MAJRASHI Ibrahim Ali A	10	17	17	44	0.38	
	18	ALKHALDI Abdulaziz Fahad S	17	22	19	58	0.65	
	<b>Team Totals</b>			64	140	95	299	2.46

Scoring Service	No	Name	Aces	Faults	Serve Hits	Total Attempts	Avg by Set	
	2	ALJAHANI Majed Mohammed S	1	6	59	66	0.04	
	3	ALBAKHET Ahmed Abdulrahman M	4	10	56	70	0.15	
	4	ALBAKHEET Nawaf Abdulrahman M	4	17	62	83	0.15	
	7	ALNAJRANI Omar Mansour S	-	3	23	26	0.00	
	9	ALKHAWAHER Dhia Ali A	-	5	20	25	0.00	
	10	ALGHAMDI Ayman Ahmad Y	-	-	1	1	0.00	
	12	ALMUTAIRI Muwffaq Masoud S	1	16	60	77	0.04	
	13	ALMABADI Ahmed Masoud M	-	2	5	7	0.00	
	14	ALDOSSARI Thamer Abdullah S	1	3	10	14	0.04	
	15	ALKHAIBARY Esmael Abdullah A	1	10	38	49	0.04	
	17	MAJRASHI Ibrahim Ali A	2	5	57	64	0.08	
	18	ALKHALDI Abdulaziz Fahad S	2	5	64	71	0.08	
	<b>Team Totals</b>			16	82	455	553	0.62

Team	Opponent Errors & Team Faults	170	11





## Cumulative Statistics by Skills


스킬별 누적통계

KSA - Saudi Arabia

AFTER 7 MATCHES

Non-Scoring Dig	No	Name	Digs	Faults	Receptions	Total Attempts	Avg by Set	
	2	ALJAHANI Majed Mohammed S	4	9	22	35	0.15	
	3	ALBAKHET Ahmed Abdulrahman M	3	4	22	29	0.12	
	4	ALBAKHEET Nawaf Abdulrahman M	7	11	32	50	0.27	
	7	ALNAJRANI Omar Mansour S	2	2	7	11	0.08	
	9	ALKHAWAHER Dhia Ali A	1	4	6	11	0.04	
	10	ALGHAMDI Ayman Ahmad Y	15	24	58	97	0.58	
	12	ALMUTAIRI Muwffaq Masoud S	3	20	31	54	0.12	
	13	ALMABADI Ahmed Masoud M	-	2	2	4	0.00	
	14	ALDOSSARI Thamer Abdullah S	-	2	2	4	0.00	
	15	ALKHAIBARY Esmael Abdullah A	2	3	11	16	0.08	
	17	MAJRASHI Ibrahim Ali A	4	4	17	25	0.15	
	18	ALKHALDI Abdulaziz Fahad S	1	4	7	12	0.04	
	<b>Team Totals</b>			42	89	217	348	1.62

Non-Scoring Set	No	Name	Running Sets	Faults	Still Sets	Total Attempts	Avg by Set	
	2	ALJAHANI Majed Mohammed S	3	-	8	11	0.12	
	3	ALBAKHET Ahmed Abdulrahman M	1	1	8	10	0.04	
	4	ALBAKHEET Nawaf Abdulrahman M	2	-	5	7	0.08	
	7	ALNAJRANI Omar Mansour S	2	-	2	4	0.08	
	9	ALKHAWAHER Dhia Ali A	-	-	-	-	0.00	
	10	ALGHAMDI Ayman Ahmad Y	5	-	11	16	0.19	
	12	ALMUTAIRI Muwffaq Masoud S	235	5	257	497	9.04	
	13	ALMABADI Ahmed Masoud M	-	-	-	-	0.00	
	14	ALDOSSARI Thamer Abdullah S	23	3	49	75	0.88	
	15	ALKHAIBARY Esmael Abdullah A	2	1	4	7	0.08	
	17	MAJRASHI Ibrahim Ali A	-	-	6	6	0.00	
	18	ALKHALDI Abdulaziz Fahad S	4	-	5	9	0.15	
	<b>Team Totals</b>			277	10	355	642	10.65

Non-Scoring Reception	No	Name	Excellents	Faults	Serve Receptions	Total Attempts	Succ %	
	2	ALJAHANI Majed Mohammed S	48	7	83	138	34.78	
	3	ALBAKHET Ahmed Abdulrahman M	34	1	72	107	31.78	
	4	ALBAKHEET Nawaf Abdulrahman M	-	2	1	3	0.00	
	7	ALNAJRANI Omar Mansour S	9	6	43	58	15.52	
	9	ALKHAWAHER Dhia Ali A	25	2	26	53	47.17	
	10	ALGHAMDI Ayman Ahmad Y	56	9	67	132	42.42	
	12	ALMUTAIRI Muwffaq Masoud S	-	-	-	-	0.00	
	13	ALMABADI Ahmed Masoud M	-	-	-	-	0.00	
	14	ALDOSSARI Thamer Abdullah S	-	-	1	1	0.00	
	15	ALKHAIBARY Esmael Abdullah A	-	-	1	1	0.00	
	17	MAJRASHI Ibrahim Ali A	1	-	2	3	33.33	
	18	ALKHALDI Abdulaziz Fahad S	-	1	-	1	0.00	
	<b>Team Totals</b>			173	28	296	497	34.81

LEGEND			
Avg	Eff%	Succ%	
Average	Efficiency	Success %	

Timing and Results provided by Tissot





### Cumulative Statistics by Skills


스킬별 누적통계

KUW - Kuwait

AFTER 6 MATCHES

Scoring Spike	No	Name	Spikes	Faults	Shots	Total Attempts	Eff %	
	1	MANSOUR Abdullah	63	23	56	142	28.17	
	2	BAHAROH Mousa	-	-	-	-	0.00	
	4	ALKHAREEF Abdulaziz	1	1	1	3	0.00	
	5	SAYAH Ali	-	-	-	-	0.00	
	6	ABDULMAJIEID Sultan	47	28	49	124	15.32	
	7	ALSALIM Amer	31	10	18	59	35.59	
	11	ALBANNA Mohammad	15	4	16	35	31.43	
	13	DASHTI Naser	-	-	1	1	0.00	
	14	ALI Abdullah	-	-	-	-	0.00	
	15	ALKAZIMI Zaid	2	1	2	5	20.00	
	17	ALOTAIBI Abdulrahman	67	22	55	144	31.25	
	18	SALEEM Abdulaziz	-	-	-	-	0.00	
	<b>Team Totals</b>			226	89	198	513	26.71

Scoring Block	No	Name	Kill Blocks	Faults	Rebounds	Total Attempts	Avg by Set	
	1	MANSOUR Abdullah	4	14	11	29	0.20	
	2	BAHAROH Mousa	-	1	-	1	0.00	
	4	ALKHAREEF Abdulaziz	-	1	-	1	0.00	
	5	SAYAH Ali	-	-	-	-	0.00	
	6	ABDULMAJIEID Sultan	6	8	14	28	0.30	
	7	ALSALIM Amer	16	31	25	72	0.80	
	11	ALBANNA Mohammad	6	27	17	50	0.30	
	13	DASHTI Naser	-	1	2	3	0.00	
	14	ALI Abdullah	-	-	-	-	0.00	
	15	ALKAZIMI Zaid	-	5	8	13	0.00	
	17	ALOTAIBI Abdulrahman	3	15	8	26	0.15	
	18	SALEEM Abdulaziz	-	-	-	-	0.00	
	<b>Team Totals</b>			35	103	85	223	1.75

Scoring Service	No	Name	Aces	Faults	Serve Hits	Total Attempts	Avg by Set	
	1	MANSOUR Abdullah	2	7	71	80	0.10	
	2	BAHAROH Mousa	-	2	3	5	0.00	
	4	ALKHAREEF Abdulaziz	-	-	-	-	0.00	
	5	SAYAH Ali	-	-	-	-	0.00	
	6	ABDULMAJIEID Sultan	2	9	58	69	0.10	
	7	ALSALIM Amer	6	6	54	66	0.30	
	11	ALBANNA Mohammad	5	23	31	59	0.25	
	13	DASHTI Naser	-	-	1	1	0.00	
	14	ALI Abdullah	-	1	1	2	0.00	
	15	ALKAZIMI Zaid	2	5	58	65	0.10	
	17	ALOTAIBI Abdulrahman	3	7	49	59	0.15	
	18	SALEEM Abdulaziz	-	-	-	-	0.00	
	<b>Team Totals</b>			20	60	326	406	1.00

<b>Team</b>	<b>Opponent Errors &amp; Team Faults</b>	123	4
-------------	--	-----	---





### Cumulative Statistics by Skills


스킬별 누적통계

KUW - Kuwait

AFTER 6 MATCHES

Non-Scoring Dig	No	Name	Digs	Faults	Receptions	Total Attempts	Avg by Set	
	1	MANSOUR Abdullah	4	11	28	43	0.20	
	2	BAHAROH Mousa	-	1	1	2	0.00	
	4	ALKHAREEF Abdulaziz	-	-	1	1	0.00	
	5	SAYAH Ali	-	4	2	6	0.00	
	6	ABDULMAJIIID Sultan	4	6	29	39	0.20	
	7	ALSALIM Amer	-	3	9	12	0.00	
	11	ALBANNA Mohammad	-	3	11	14	0.00	
	13	DASHTI Naser	-	-	1	1	0.00	
	14	ALI Abdullah	-	4	3	7	0.00	
	15	ALKAZIMI Zaid	-	9	30	39	0.00	
	17	ALOTAIBI Abdulrahman	2	11	27	40	0.10	
	18	SALEEM Abdulaziz	5	27	45	77	0.25	
	<b>Team Totals</b>			15	79	187	281	0.75

Non-Scoring Set	No	Name	Running Sets	Faults	Still Sets	Total Attempts	Avg by Set	
	1	MANSOUR Abdullah	9	1	9	19	0.45	
	2	BAHAROH Mousa	17	-	24	41	0.85	
	4	ALKHAREEF Abdulaziz	-	-	-	-	0.00	
	5	SAYAH Ali	-	-	-	-	0.00	
	6	ABDULMAJIIID Sultan	-	2	6	8	0.00	
	7	ALSALIM Amer	4	-	12	16	0.20	
	11	ALBANNA Mohammad	5	-	7	12	0.25	
	13	DASHTI Naser	-	-	1	1	0.00	
	14	ALI Abdullah	-	-	-	-	0.00	
	15	ALKAZIMI Zaid	170	7	195	372	8.50	
	17	ALOTAIBI Abdulrahman	3	-	8	11	0.15	
	18	SALEEM Abdulaziz	9	-	18	27	0.45	
	<b>Team Totals</b>			217	10	280	507	10.85

Non-Scoring Reception	No	Name	Excellents	Faults	Serve Receptions	Total Attempts	Succ %	
	1	MANSOUR Abdullah	39	9	96	144	27.08	
	2	BAHAROH Mousa	-	-	-	-	0.00	
	4	ALKHAREEF Abdulaziz	1	1	3	5	20.00	
	5	SAYAH Ali	3	-	4	7	42.86	
	6	ABDULMAJIIID Sultan	-	-	-	-	0.00	
	7	ALSALIM Amer	-	1	4	5	0.00	
	11	ALBANNA Mohammad	1	-	2	3	33.33	
	13	DASHTI Naser	-	-	-	-	0.00	
	14	ALI Abdullah	6	2	8	16	37.50	
	15	ALKAZIMI Zaid	1	-	1	2	50.00	
	17	ALOTAIBI Abdulrahman	38	8	67	113	33.63	
	18	SALEEM Abdulaziz	42	2	49	93	45.16	
	<b>Team Totals</b>			131	23	234	388	33.76

LEGEND			
Avg	Eff%	Succ%	
Average	Efficiency	Success %	

Timing and Results provided by Tissot





### Cumulative Statistics by Skills


스킬별 누적통계

MDV - Maldives

AFTER 7 MATCHES

Scoring Spike	No	Name	Spikes	Faults	Shots	Total Attempts	Eff %	
	2	AHSAN Mohamed	8	4	9	21	19.05	
	3	ABDULLA Junaid	-	-	-	-	0.00	
	5	SAEED Hussain	14	5	16	35	25.71	
	8	MOHAMED Ishan	-	2	2	4	0.00	
	9	SAJID Ismail	71	19	76	166	31.33	
	10	ABDUL KAREEM Ahmed	56	40	32	128	12.50	
	11	NILAAM Hassan	2	5	9	16	0.00	
	12	HUZAAM Ali	59	40	33	132	14.39	
	13	VISAM Hussain	-	1	-	1	0.00	
	14	NABEEL Ahmed	-	-	-	-	0.00	
	15	ADAM Asfag	14	11	13	38	7.89	
	16	SHAIN Mohamed	13	11	15	39	5.13	
	<b>Team Totals</b>			237	138	205	580	17.07

Scoring Block	No	Name	Kill Blocks	Faults	Rebounds	Total Attempts	Avg by Set	
	2	AHSAN Mohamed	7	23	18	48	0.29	
	3	ABDULLA Junaid	-	-	1	1	0.00	
	5	SAEED Hussain	-	24	11	35	0.00	
	8	MOHAMED Ishan	-	10	4	14	0.00	
	9	SAJID Ismail	10	21	8	39	0.42	
	10	ABDUL KAREEM Ahmed	2	9	6	17	0.08	
	11	NILAAM Hassan	1	1	3	5	0.04	
	12	HUZAAM Ali	3	7	3	13	0.13	
	13	VISAM Hussain	-	2	-	2	0.00	
	14	NABEEL Ahmed	-	1	-	1	0.00	
	15	ADAM Asfag	1	4	4	9	0.04	
	16	SHAIN Mohamed	-	5	-	5	0.00	
	<b>Team Totals</b>			24	107	58	189	1.00

Scoring Service	No	Name	Aces	Faults	Serve Hits	Total Attempts	Avg by Set	
	2	AHSAN Mohamed	3	7	59	69	0.13	
	3	ABDULLA Junaid	-	-	-	-	0.00	
	5	SAEED Hussain	1	8	47	56	0.04	
	8	MOHAMED Ishan	5	14	50	69	0.21	
	9	SAJID Ismail	6	10	58	74	0.25	
	10	ABDUL KAREEM Ahmed	3	19	30	52	0.13	
	11	NILAAM Hassan	-	1	1	2	0.00	
	12	HUZAAM Ali	3	9	55	67	0.13	
	13	VISAM Hussain	-	3	4	7	0.00	
	14	NABEEL Ahmed	-	-	-	-	0.00	
	15	ADAM Asfag	3	3	26	32	0.13	
	16	SHAIN Mohamed	2	1	13	16	0.08	
	<b>Team Totals</b>			26	75	343	444	1.08

<b>Team</b>	<b>Opponent Errors &amp; Team Faults</b>	148	10
-------------	--	-----	----





## Cumulative Statistics by Skills


스킬별 누적통계

MDV - Maldives

AFTER 7 MATCHES

Non-Scoring Dig	No	Name	Digs	Faults	Receptions	Total Attempts	Avg by Set	
	2	AHSAN Mohamed	2	4	13	19	0.08	
	3	ABDULLA Junaid	2	13	28	43	0.08	
	5	SAEED Hussain	1	7	12	20	0.04	
	8	MOHAMED Ishan	5	11	16	32	0.21	
	9	SAJID Ismail	3	10	22	35	0.13	
	10	ABDUL KAREEM Ahmed	2	7	15	24	0.08	
	11	NILAAM Hassan	1	-	2	3	0.04	
	12	HUZAAM Ali	2	12	19	33	0.08	
	13	VISAM Hussain	1	3	2	6	0.04	
	14	NABEEL Ahmed	8	9	26	43	0.33	
	15	ADAM Asfag	4	2	14	20	0.17	
	16	SHAIN Mohamed	-	3	4	7	0.00	
	<b>Team Totals</b>			31	81	173	285	1.29

Non-Scoring Set	No	Name	Running Sets	Faults	Still Sets	Total Attempts	Avg by Set	
	2	AHSAN Mohamed	4	3	13	20	0.17	
	3	ABDULLA Junaid	3	-	10	13	0.13	
	5	SAEED Hussain	4	1	8	13	0.17	
	8	MOHAMED Ishan	186	-	236	422	7.75	
	9	SAJID Ismail	4	-	6	10	0.17	
	10	ABDUL KAREEM Ahmed	1	-	2	3	0.04	
	11	NILAAM Hassan	-	-	2	2	0.00	
	12	HUZAAM Ali	2	1	9	12	0.08	
	13	VISAM Hussain	24	-	40	64	1.00	
	14	NABEEL Ahmed	-	-	6	6	0.00	
	15	ADAM Asfag	1	-	3	4	0.04	
	16	SHAIN Mohamed	-	-	1	1	0.00	
	<b>Team Totals</b>			229	5	336	570	9.54

Non-Scoring Reception	No	Name	Excellents	Faults	Serve Receptions	Total Attempts	Succ %	
	2	AHSAN Mohamed	-	1	2	3	0.00	
	3	ABDULLA Junaid	23	5	71	99	23.23	
	5	SAEED Hussain	-	-	3	3	0.00	
	8	MOHAMED Ishan	-	-	1	1	0.00	
	9	SAJID Ismail	31	15	82	128	24.22	
	10	ABDUL KAREEM Ahmed	-	1	-	1	0.00	
	11	NILAAM Hassan	1	-	2	3	33.33	
	12	HUZAAM Ali	22	7	60	89	24.72	
	13	VISAM Hussain	-	-	-	-	0.00	
	14	NABEEL Ahmed	12	3	31	46	26.09	
	15	ADAM Asfag	12	6	57	75	16.00	
	16	SHAIN Mohamed	2	1	11	14	14.29	
	<b>Team Totals</b>			103	39	320	462	22.29

LEGEND			
Avg	Eff%	Succ%	
Average	Efficiency	Success %	

Timing and Results provided by Tissot






## Cumulative Statistics by Skills


스킬별 누적통계

MYA - Myanmar


AFTER 7 MATCHES

Scoring Spike	No	Name	Spikes	Faults	Shots	Total Attempts	Eff %	
	1	NAY Lin Aung	11	10	7	28	3.57	
	2	KYAW Kyaw Htway	9	6	10	25	12.00	
	3	ZAW Myo	33	29	17	79	5.06	
	4	MYO Min Oo	6	5	7	18	5.56	
	5	WIN Tun Oo	60	39	58	157	13.38	
	7	KHWE Char Maung	-	-	1	1	0.00	
	9	DO Mae Ni Ko	31	12	37	80	23.75	
	11	AUNG Thu	148	55	77	280	33.21	
	12	YAN Lin Aung	5	2	4	11	27.27	
	17	THWIN Htoo Zin	32	12	13	57	35.09	
	18	NAY Lin Aung	-	-	-	-	0.00	
	<b>Team Totals</b>			335	170	231	736	22.42

Scoring Block	No	Name	Kill Blocks	Faults	Rebounds	Total Attempts	Avg by Set	
	1	NAY Lin Aung	2	-	6	8	0.07	
	2	KYAW Kyaw Htway	4	7	19	30	0.15	
	3	ZAW Myo	8	12	11	31	0.30	
	4	MYO Min Oo	3	6	7	16	0.11	
	5	WIN Tun Oo	3	14	9	26	0.11	
	7	KHWE Char Maung	-	1	2	3	0.00	
	9	DO Mae Ni Ko	11	27	26	64	0.41	
	11	AUNG Thu	10	19	20	49	0.37	
	12	YAN Lin Aung	3	2	5	10	0.11	
	17	THWIN Htoo Zin	5	22	22	49	0.19	
	18	NAY Lin Aung	-	-	-	-	0.00	
	<b>Team Totals</b>			49	110	127	286	1.81

Scoring Service	No	Name	Aces	Faults	Serve Hits	Total Attempts	Avg by Set	
	1	NAY Lin Aung	1	1	18	20	0.04	
	2	KYAW Kyaw Htway	1	3	84	88	0.04	
	3	ZAW Myo	1	9	56	66	0.04	
	4	MYO Min Oo	-	1	14	15	0.00	
	5	WIN Tun Oo	1	9	44	54	0.04	
	7	KHWE Char Maung	-	1	1	2	0.00	
	9	DO Mae Ni Ko	3	7	78	88	0.11	
	11	AUNG Thu	10	26	67	103	0.37	
	12	YAN Lin Aung	-	4	18	22	0.00	
	17	THWIN Htoo Zin	3	7	77	87	0.11	
	18	NAY Lin Aung	-	-	-	-	0.00	
	<b>Team Totals</b>			20	68	457	545	0.74

Team	Opponent Errors & Team Faults	134	4
------	-------------------------------	-----	---





### Cumulative Statistics by Skills


스킬별 누적통계

MYA - Myanmar

AFTER 7 MATCHES

Non-Scoring Dig	No	Name	Digs	Faults	Receptions	Total Attempts	Avg by Set	
	1	NAY Lin Aung	2	4	6	12	0.07	
	2	KYAW Kyaw Htway	5	17	35	57	0.19	
	3	ZAW Myo	2	9	35	46	0.07	
	4	MYO Min Oo	-	1	8	9	0.00	
	5	WIN Tun Oo	5	4	40	49	0.19	
	7	KHWE Char Maung	2	-	1	3	0.07	
	9	DO Mae Ni Ko	6	5	19	30	0.22	
	11	AUNG Thu	9	16	45	70	0.33	
	12	YAN Lin Aung	1	3	3	7	0.04	
	17	THWIN Htoo Zin	1	6	10	17	0.04	
	18	NAY Lin Aung	14	29	68	111	0.52	
	<b>Team Totals</b>			47	94	270	411	1.74

Non-Scoring Set	No	Name	Running Sets	Faults	Still Sets	Total Attempts	Avg by Set	
	1	NAY Lin Aung	1	1	2	4	0.04	
	2	KYAW Kyaw Htway	282	3	267	552	10.44	
	3	ZAW Myo	7	-	7	14	0.26	
	4	MYO Min Oo	-	-	1	1	0.00	
	5	WIN Tun Oo	2	1	14	17	0.07	
	7	KHWE Char Maung	11	-	17	28	0.41	
	9	DO Mae Ni Ko	2	-	11	13	0.07	
	11	AUNG Thu	3	-	16	19	0.11	
	12	YAN Lin Aung	1	1	-	2	0.04	
	17	THWIN Htoo Zin	-	-	7	7	0.00	
	18	NAY Lin Aung	6	1	29	36	0.22	
	<b>Team Totals</b>			315	7	371	693	11.67

Non-Scoring Reception	No	Name	Excellents	Faults	Serve Receptions	Total Attempts	Succ %	
	1	NAY Lin Aung	4	-	17	21	19.05	
	2	KYAW Kyaw Htway	-	1	-	1	0.00	
	3	ZAW Myo	20	5	59	84	23.81	
	4	MYO Min Oo	-	-	1	1	0.00	
	5	WIN Tun Oo	1	4	13	18	5.56	
	7	KHWE Char Maung	-	-	-	-	0.00	
	9	DO Mae Ni Ko	3	-	6	9	33.33	
	11	AUNG Thu	83	8	189	280	29.64	
	12	YAN Lin Aung	-	-	1	1	0.00	
	17	THWIN Htoo Zin	-	-	4	4	0.00	
	18	NAY Lin Aung	37	5	61	103	35.92	
	<b>Team Totals</b>			148	23	351	522	28.35

LEGEND			
Avg	Eff%	Succ%	
Average	Efficiency	Success %	

Timing and Results provided by Tissot





## Cumulative Statistics by Skills


스킬별 누적통계

PAK - Pakistan

AFTER 7 MATCHES

Scoring Spike	No	Name	Spikes	Faults	Shots	Total Attempts	Eff %	
	1	RASOOL Mohib	43	8	26	77	45.45	
	3	RAZA Mubashir	7	7	3	17	0.00	
	4	NAQVI Syed Shujah Abbas	18	5	15	38	34.21	
	5	NADEEM Asif	9	-	3	12	75.00	
	6	ALI Akhtar	-	-	-	-	0.00	
	7	KHAN Muhammad Ismail	48	14	32	94	36.17	
	8	KHAN Aimal	67	23	45	135	32.59	
	9	KHAN Nasir	28	16	24	68	17.65	
	10	AHMED Naseer	55	22	46	123	26.83	
	12	SULTAN Imran	-	-	-	-	0.00	
	15	JEHAN Murad	15	5	8	28	35.71	
	17	IDREES Muhammad	9	-	7	16	56.25	
	<b>Team Totals</b>			299	100	209	608	32.73

Scoring Block	No	Name	Kill Blocks	Faults	Rebounds	Total Attempts	Avg by Set	
	1	RASOOL Mohib	11	16	16	43	0.52	
	3	RAZA Mubashir	-	2	2	4	0.00	
	4	NAQVI Syed Shujah Abbas	4	11	6	21	0.19	
	5	NADEEM Asif	2	8	6	16	0.10	
	6	ALI Akhtar	-	1	1	2	0.00	
	7	KHAN Muhammad Ismail	4	18	18	40	0.19	
	8	KHAN Aimal	2	9	5	16	0.10	
	9	KHAN Nasir	4	11	5	20	0.19	
	10	AHMED Naseer	4	13	10	27	0.19	
	12	SULTAN Imran	-	-	-	-	0.00	
	15	JEHAN Murad	4	2	2	8	0.19	
	17	IDREES Muhammad	3	8	6	17	0.14	
	<b>Team Totals</b>			38	99	77	214	1.81

Scoring Service	No	Name	Aces	Faults	Serve Hits	Total Attempts	Avg by Set	
	1	RASOOL Mohib	5	20	58	83	0.24	
	3	RAZA Mubashir	-	4	10	14	0.00	
	4	NAQVI Syed Shujah Abbas	4	7	40	51	0.19	
	5	NADEEM Asif	2	6	70	78	0.10	
	6	ALI Akhtar	-	1	2	3	0.00	
	7	KHAN Muhammad Ismail	3	12	51	66	0.14	
	8	KHAN Aimal	3	7	34	44	0.14	
	9	KHAN Nasir	4	12	48	64	0.19	
	10	AHMED Naseer	3	8	29	40	0.14	
	12	SULTAN Imran	-	-	-	-	0.00	
	15	JEHAN Murad	1	7	12	20	0.05	
	17	IDREES Muhammad	-	7	11	18	0.00	
	<b>Team Totals</b>			25	91	365	481	1.19

<b>Team</b>	<b>Opponent Errors &amp; Team Faults</b>	120
-------------	--	-----





## Cumulative Statistics by Skills


스킬별 누적통계

PAK - Pakistan

AFTER 7 MATCHES

Non-Scoring Dig	No	Name	Digs	Faults	Receptions	Total Attempts	Avg by Set	
	1	RASOOL Mohib	-	3	15	18	0.00	
	3	RAZA Mubashir	1	1	6	8	0.05	
	4	NAQVI Syed Shujah Abbas	1	2	12	15	0.05	
	5	NADEEM Asif	4	13	27	44	0.19	
	6	ALI Akhtar	-	1	-	1	0.00	
	7	KHAN Muhammad Ismail	9	7	39	55	0.43	
	8	KHAN Aimal	-	2	11	13	0.00	
	9	KHAN Nasir	1	4	30	35	0.05	
	10	AHMED Naseer	2	5	15	22	0.10	
	12	SULTAN Imran	22	22	43	87	1.05	
	15	JEHAN Murad	2	3	3	8	0.10	
	17	IDREES Muhammad	-	1	2	3	0.00	
	<b>Team Totals</b>			42	64	203	309	2.00

Non-Scoring Set	No	Name	Running Sets	Faults	Still Sets	Total Attempts	Avg by Set	
	1	RASOOL Mohib	8	-	10	18	0.38	
	3	RAZA Mubashir	1	-	1	2	0.05	
	4	NAQVI Syed Shujah Abbas	4	-	9	13	0.19	
	5	NADEEM Asif	233	3	214	450	11.10	
	6	ALI Akhtar	16	-	11	27	0.76	
	7	KHAN Muhammad Ismail	3	-	13	16	0.14	
	8	KHAN Aimal	2	-	3	5	0.10	
	9	KHAN Nasir	2	-	9	11	0.10	
	10	AHMED Naseer	3	1	4	8	0.14	
	12	SULTAN Imran	3	-	14	17	0.14	
	15	JEHAN Murad	-	-	4	4	0.00	
	17	IDREES Muhammad	1	-	3	4	0.05	
	<b>Team Totals</b>			276	4	295	575	13.14

Non-Scoring Reception	No	Name	Excellents	Faults	Serve Receptions	Total Attempts	Succ %	
	1	RASOOL Mohib	1	-	1	2	50.00	
	3	RAZA Mubashir	14	3	15	32	43.75	
	4	NAQVI Syed Shujah Abbas	1	-	2	3	33.33	
	5	NADEEM Asif	-	1	1	2	0.00	
	6	ALI Akhtar	-	-	-	-	0.00	
	7	KHAN Muhammad Ismail	74	8	103	185	40.00	
	8	KHAN Aimal	-	1	-	1	0.00	
	9	KHAN Nasir	36	5	45	86	41.86	
	10	AHMED Naseer	1	1	5	7	14.29	
	12	SULTAN Imran	41	10	34	85	48.24	
	15	JEHAN Murad	8	-	15	23	34.78	
	17	IDREES Muhammad	-	-	-	-	0.00	
	<b>Team Totals</b>			176	29	221	426	41.31

LEGEND			
Avg	Eff%	Succ%	
Average	Efficiency	Success %	

Timing and Results provided by Tissot




## Cumulative Statistics by Skills


스킬별 누적통계

QAT - Qatar

AFTER 6 MATCHES

Scoring Spike	No	Name	Spikes	Faults	Shots	Total Attempts	Eff %
	2	MOHAMED Jumah	32	8	34	74	32.43
	3	STEVANOVIC Milos	1	2	4	7	0.00
	4	RIBERO Renan	16	8	14	38	21.05
	5	SAAD Sulaiman	-	-	1	1	0.00
	6	CHIGBO John	45	7	23	75	50.67
	9	BAIRAMI Ali	2	1	1	4	25.00
	10	SADIKH Ndir	53	16	56	125	29.60
	11	DIAB Ahmad	1	2	2	5	0.00
	12	HAMMAD Mubarak	46	23	54	123	18.70
	15	ABUWATFA Mohammed	2	1	1	4	25.00
	16	IBRAHIM Ibrahim	32	6	20	58	44.83
	19	EBRAHIM Mohammed	3	-	-	3	100.00
	<b>Team Totals</b>			233	74	210	517

Scoring Block	No	Name	Kill Blocks	Faults	Rebounds	Total Attempts	Avg by Set
	2	MOHAMED Jumah	5	10	8	23	0.26
	3	STEVANOVIC Milos	6	6	10	22	0.32
	4	RIBERO Renan	5	7	4	16	0.26
	5	SAAD Sulaiman	-	-	-	-	0.00
	6	CHIGBO John	10	15	16	41	0.53
	9	BAIRAMI Ali	1	-	-	1	0.05
	10	SADIKH Ndir	6	10	17	33	0.32
	11	DIAB Ahmad	-	4	6	10	0.00
	12	HAMMAD Mubarak	11	21	12	44	0.58
	15	ABUWATFA Mohammed	1	2	-	3	0.05
	16	IBRAHIM Ibrahim	19	26	9	54	1.00
	19	EBRAHIM Mohammed	-	-	-	-	0.00
	<b>Team Totals</b>			64	101	82	247

Scoring Service	No	Name	Aces	Faults	Serve Hits	Total Attempts	Avg by Set
	2	MOHAMED Jumah	2	7	52	61	0.11
	3	STEVANOVIC Milos	4	12	48	64	0.21
	4	RIBERO Renan	-	-	29	29	0.00
	5	SAAD Sulaiman	-	-	-	-	0.00
	6	CHIGBO John	3	5	70	78	0.16
	9	BAIRAMI Ali	-	2	10	12	0.00
	10	SADIKH Ndir	1	7	40	48	0.05
	11	DIAB Ahmad	-	1	3	4	0.00
	12	HAMMAD Mubarak	5	7	42	54	0.26
	15	ABUWATFA Mohammed	2	5	18	25	0.11
	16	IBRAHIM Ibrahim	5	12	42	59	0.26
	19	EBRAHIM Mohammed	-	-	1	1	0.00
	<b>Team Totals</b>			22	58	355	435

<b>Team</b>	<b>Opponent Errors &amp; Team Faults</b>	117	4
-------------	--	-----	---





## Cumulative Statistics by Skills


스킬별 누적통계

QAT - Qatar

AFTER 6 MATCHES

Non-Scoring Dig	No	Name	Digs	Faults	Receptions	Total Attempts	Avg by Set
	2	MOHAMED Jumah	9	8	26	43	0.47
	3	STEVANOVIC Milos	3	10	29	42	0.16
	4	RIBERO Renan	2	4	6	12	0.11
	5	SAAD Sulaiman	21	25	34	80	1.11
	6	CHIGBO John	2	3	11	16	0.11
	9	BAIRAMI Ali	1	2	1	4	0.05
	10	SADIKH Ndir	1	6	30	37	0.05
	11	DIAB Ahmad	-	1	1	2	0.00
	12	HAMMAD Mubarak	3	5	15	23	0.16
	15	ABUWATFA Mohammed	-	6	12	18	0.00
	16	IBRAHIM Ibrahim	1	5	12	18	0.05
	19	EBRAHIM Mohammed	-	1	-	1	0.00
<b>Team Totals</b>			43	76	177	296	2.26

Non-Scoring Set	No	Name	Running Sets	Faults	Still Sets	Total Attempts	Avg by Set
	2	MOHAMED Jumah	1	-	8	9	0.05
	3	STEVANOVIC Milos	170	3	181	354	8.95
	4	RIBERO Renan	1	1	2	4	0.05
	5	SAAD Sulaiman	12	-	24	36	0.63
	6	CHIGBO John	-	-	4	4	0.00
	9	BAIRAMI Ali	1	-	1	2	0.05
	10	SADIKH Ndir	2	-	8	10	0.11
	11	DIAB Ahmad	-	-	-	-	0.00
	12	HAMMAD Mubarak	-	-	3	3	0.00
	15	ABUWATFA Mohammed	31	2	42	75	1.63
	16	IBRAHIM Ibrahim	2	-	4	6	0.11
	19	EBRAHIM Mohammed	-	-	-	-	0.00
<b>Team Totals</b>			220	6	277	503	11.58

Non-Scoring Reception	No	Name	Excellents	Faults	Serve Receptions	Total Attempts	Succ %
	2	MOHAMED Jumah	36	3	54	93	38.71
	3	STEVANOVIC Milos	-	1	1	2	0.00
	4	RIBERO Renan	20	1	23	44	45.45
	5	SAAD Sulaiman	70	6	46	122	57.38
	6	CHIGBO John	-	-	-	-	0.00
	9	BAIRAMI Ali	1	1	8	10	10.00
	10	SADIKH Ndir	19	3	58	80	23.75
	11	DIAB Ahmad	-	-	-	-	0.00
	12	HAMMAD Mubarak	-	-	-	-	0.00
	15	ABUWATFA Mohammed	-	-	-	-	0.00
	16	IBRAHIM Ibrahim	-	-	2	2	0.00
	19	EBRAHIM Mohammed	-	-	-	-	0.00
<b>Team Totals</b>			146	15	192	353	41.36

LEGEND			
Avg	Eff%	Succ%	
Average	Efficiency	Success %	

Timing and Results provided by Tissot







### Cumulative Statistics by Skills


스킬별 누적통계

THA - Thailand

AFTER 6 MATCHES

Scoring Spike	No	Name	Spikes	Faults	Shots	Total Attempts	Eff %	
	1	RAKSAKAEW Jirayu	91	29	51	171	36.26	
	2	VAENPRADAB Montri	3	1	1	5	40.00	
	3	NANBOON Kon	-	-	2	2	0.00	
	7	SILAPASRON Kanit	-	1	-	1	0.00	
	9	SRI UTTHAWONG Kittikun	67	15	30	112	46.43	
	10	NAMKHUNTHOD Kittinon	19	7	10	36	33.33	
	12	WATTANA Yossapol	1	-	-	1	100.00	
	13	SUKSALA Wutthichai	2	-	-	2	100.00	
	14	SOMKANE Kitsada	58	17	25	100	41.00	
	16	NAKPRASONG Teerasak	14	1	7	22	59.09	
	17	CHAROENSUK Saranchit	6	2	3	11	36.36	
	18	PHUANGLIB Montri	-	-	-	-	0.00	
	<b>Team Totals</b>			261	73	129	463	40.60

Scoring Block	No	Name	Kill Blocks	Faults	Rebounds	Total Attempts	Avg by Set	
	1	RAKSAKAEW Jirayu	9	12	11	32	0.47	
	2	VAENPRADAB Montri	1	6	6	13	0.05	
	3	NANBOON Kon	-	-	-	-	0.00	
	7	SILAPASRON Kanit	-	1	-	1	0.00	
	9	SRI UTTHAWONG Kittikun	7	12	8	27	0.37	
	10	NAMKHUNTHOD Kittinon	9	16	16	41	0.47	
	12	WATTANA Yossapol	-	-	-	-	0.00	
	13	SUKSALA Wutthichai	-	1	-	1	0.00	
	14	SOMKANE Kitsada	2	16	7	25	0.11	
	16	NAKPRASONG Teerasak	2	23	11	36	0.11	
	17	CHAROENSUK Saranchit	-	13	5	18	0.00	
	18	PHUANGLIB Montri	-	-	1	1	0.00	
	<b>Team Totals</b>			30	100	65	195	1.58

Scoring Service	No	Name	Aces	Faults	Serve Hits	Total Attempts	Avg by Set	
	1	RAKSAKAEW Jirayu	4	23	39	66	0.21	
	2	VAENPRADAB Montri	-	4	14	18	0.00	
	3	NANBOON Kon	-	1	1	2	0.00	
	7	SILAPASRON Kanit	-	1	-	1	0.00	
	9	SRI UTTHAWONG Kittikun	2	10	52	64	0.11	
	10	NAMKHUNTHOD Kittinon	2	4	57	63	0.11	
	12	WATTANA Yossapol	-	-	5	5	0.00	
	13	SUKSALA Wutthichai	-	-	-	-	0.00	
	14	SOMKANE Kitsada	5	26	43	74	0.26	
	16	NAKPRASONG Teerasak	5	3	61	69	0.26	
	17	CHAROENSUK Saranchit	1	4	62	67	0.05	
	18	PHUANGLIB Montri	-	-	-	-	0.00	
	<b>Team Totals</b>			19	76	334	429	1.00

<b>Team</b>	<b>Opponent Errors &amp; Team Faults</b>	121	5
-------------	--	-----	---





### Cumulative Statistics by Skills


스킬별 누적통계

THA - Thailand

AFTER 6 MATCHES

Non-Scoring Dig	No	Name	Digs	Faults	Receptions	Total Attempts	Avg by Set	
	1	RAKSAKAEW Jirayu	2	8	14	24	0.11	
	2	VAENPRADAB Montri	-	1	5	6	0.00	
	3	NANBOON Kon	-	-	-	-	0.00	
	7	SILAPASRON Kanit	-	-	-	-	0.00	
	9	SRI UTTHAWONG Kittikun	-	6	24	30	0.00	
	10	NAMKHUNTHOD Kittinon	1	4	11	16	0.05	
	12	WATTANA Yossapol	-	1	-	1	0.00	
	13	SUKSALA Wutthichai	-	-	-	-	0.00	
	14	SOMKANE Kitsada	3	9	25	37	0.16	
	16	NAKPRASONG Teerasak	-	7	15	22	0.00	
	17	CHAROENSUK Saranchit	4	11	32	47	0.21	
	18	PHUANGLIB Montri	2	17	43	62	0.11	
	<b>Team Totals</b>			12	64	169	245	0.63

Non-Scoring Set	No	Name	Running Sets	Faults	Still Sets	Total Attempts	Avg by Set	
	1	RAKSAKAEW Jirayu	1	-	2	3	0.05	
	2	VAENPRADAB Montri	-	-	1	1	0.00	
	3	NANBOON Kon	-	-	1	1	0.00	
	7	SILAPASRON Kanit	-	-	-	-	0.00	
	9	SRI UTTHAWONG Kittikun	2	1	1	4	0.11	
	10	NAMKHUNTHOD Kittinon	4	-	2	6	0.21	
	12	WATTANA Yossapol	5	1	8	14	0.26	
	13	SUKSALA Wutthichai	-	-	-	-	0.00	
	14	SOMKANE Kitsada	4	-	4	8	0.21	
	16	NAKPRASONG Teerasak	6	-	6	12	0.32	
	17	CHAROENSUK Saranchit	214	2	157	373	11.26	
	18	PHUANGLIB Montri	8	1	15	24	0.42	
	<b>Team Totals</b>			244	5	197	446	12.84

Non-Scoring Reception	No	Name	Excellents	Faults	Serve Receptions	Total Attempts	Succ %	
	1	RAKSAKAEW Jirayu	-	1	-	1	0.00	
	2	VAENPRADAB Montri	-	-	-	-	0.00	
	3	NANBOON Kon	1	-	4	5	20.00	
	7	SILAPASRON Kanit	-	-	-	-	0.00	
	9	SRI UTTHAWONG Kittikun	20	7	53	80	25.00	
	10	NAMKHUNTHOD Kittinon	1	1	-	2	50.00	
	12	WATTANA Yossapol	-	-	-	-	0.00	
	13	SUKSALA Wutthichai	-	-	-	-	0.00	
	14	SOMKANE Kitsada	66	5	91	162	40.74	
	16	NAKPRASONG Teerasak	-	-	2	2	0.00	
	17	CHAROENSUK Saranchit	-	-	1	1	0.00	
	18	PHUANGLIB Montri	34	2	40	76	44.74	
	<b>Team Totals</b>			122	16	191	329	37.08

LEGEND			
Avg	Eff%	Succ%	
Average	Efficiency	Success %	


Timing and Results provided by Tissot


## Cumulative Statistics by Skills


스킬별 누적통계

TKM - Turkmenistan

AFTER 7 MATCHES

Scoring Spike	No	Name	Spikes	Faults	Shots	Total Attempts	Eff %
	1	GYLYCHDURDYEV Gurbanmuhammet	33	13	29	75	26.67
	2	TACHGELDIYEV Berdimammet	-	-	-	-	0.00
	3	ROZMETOV Bahram	46	8	27	81	46.91
	4	GURBANOV Yusup	1	1	1	3	0.00
	5	AZIMOV Merdan	12	6	29	47	12.77
	6	NURYEV Dovletgeldi	71	40	42	153	20.26
	7	MASSAROV Mekan	13	10	9	32	9.38
	8	NURYEV Didar	38	22	31	91	17.58
	9	NURYEV Davut	63	38	59	160	15.63
	10	ARTYKOV Ruslan	13	7	13	33	18.18
	11	MYRATGELDIYEV Begli	1	2	-	3	0.00
	12	GAYPOV Ezizmyrat	1	-	1	2	50.00
<b>Team Totals</b>			292	147	241	680	21.32

Scoring Block	No	Name	Kill Blocks	Faults	Rebounds	Total Attempts	Avg by Set
	1	GYLYCHDURDYEV Gurbanmuhammet	15	16	19	50	0.60
	2	TACHGELDIYEV Berdimammet	-	-	-	-	0.00
	3	ROZMETOV Bahram	16	35	27	78	0.64
	4	GURBANOV Yusup	-	1	-	1	0.00
	5	AZIMOV Merdan	2	5	-	7	0.08
	6	NURYEV Dovletgeldi	8	17	12	37	0.32
	7	MASSAROV Mekan	2	4	5	11	0.08
	8	NURYEV Didar	6	12	11	29	0.24
	9	NURYEV Davut	6	15	10	31	0.24
	10	ARTYKOV Ruslan	5	15	13	33	0.20
	11	MYRATGELDIYEV Begli	-	-	-	-	0.00
	12	GAYPOV Ezizmyrat	-	1	1	2	0.00
<b>Team Totals</b>			60	121	98	279	2.40

Scoring Service	No	Name	Aces	Faults	Serve Hits	Total Attempts	Avg by Set
	1	GYLYCHDURDYEV Gurbanmuhammet	3	5	82	90	0.12
	2	TACHGELDIYEV Berdimammet	-	-	-	-	0.00
	3	ROZMETOV Bahram	3	8	53	64	0.12
	4	GURBANOV Yusup	-	2	-	2	0.00
	5	AZIMOV Merdan	2	3	27	32	0.08
	6	NURYEV Dovletgeldi	2	2	69	73	0.08
	7	MASSAROV Mekan	2	4	19	25	0.08
	8	NURYEV Didar	5	6	57	68	0.20
	9	NURYEV Davut	3	3	88	94	0.12
	10	ARTYKOV Ruslan	1	5	67	73	0.04
	11	MYRATGELDIYEV Begli	-	-	1	1	0.00
	12	GAYPOV Ezizmyrat	-	1	4	5	0.00
<b>Team Totals</b>			21	39	467	527	0.84

Team	Opponent Errors & Team Faults	151	11
------	-------------------------------	-----	----





## Cumulative Statistics by Skills


스킬별 누적통계

TKM - Turkmenistan

AFTER 7 MATCHES

Non-Scoring Dig	No	Name	Digs	Faults	Receptions	Total Attempts	Avg by Set
	1	GYLYCHDURDYEV Gurbanmuhammet	2	2	17	21	0.08
	2	TACHGELDIYEV Berdimammet	8	25	60	93	0.32
	3	ROZMETOV Bahram	-	4	14	18	0.00
	4	GURBANOV Yusup	-	-	-	-	0.00
	5	AZIMOV Merdan	1	3	24	28	0.04
	6	NURYYEV Dovletgeldi	6	7	31	44	0.24
	7	MASSAROV Mekan	1	5	14	20	0.04
	8	NURYYEV Didar	6	9	27	42	0.24
	9	NURYYEV Davut	8	14	33	55	0.32
	10	ARTYKOV Ruslan	14	10	38	62	0.56
	11	MYRATGELDIYEV Begli	-	-	-	-	0.00
	12	GAYYPOV Ezizmyrat	-	1	-	1	0.00
<b>Team Totals</b>			46	80	258	384	1.84

Non-Scoring Set	No	Name	Running Sets	Faults	Still Sets	Total Attempts	Avg by Set
	1	GYLYCHDURDYEV Gurbanmuhammet	8	-	16	24	0.32
	2	TACHGELDIYEV Berdimammet	6	2	20	28	0.24
	3	ROZMETOV Bahram	4	1	13	18	0.16
	4	GURBANOV Yusup	-	-	-	-	0.00
	5	AZIMOV Merdan	1	-	5	6	0.04
	6	NURYYEV Dovletgeldi	3	1	10	14	0.12
	7	MASSAROV Mekan	-	-	2	2	0.00
	8	NURYYEV Didar	3	-	6	9	0.12
	9	NURYYEV Davut	5	1	6	12	0.20
	10	ARTYKOV Ruslan	229	2	266	497	9.16
	11	MYRATGELDIYEV Begli	-	-	-	-	0.00
	12	GAYYPOV Ezizmyrat	8	2	15	25	0.32
<b>Team Totals</b>			267	9	359	635	10.68

Non-Scoring Reception	No	Name	Excellents	Faults	Serve Receptions	Total Attempts	Succ %
	1	GYLYCHDURDYEV Gurbanmuhammet	-	-	2	2	0.00
	2	TACHGELDIYEV Berdimammet	39	15	101	155	25.16
	3	ROZMETOV Bahram	-	-	9	9	0.00
	4	GURBANOV Yusup	1	3	3	7	14.29
	5	AZIMOV Merdan	22	2	38	62	35.48
	6	NURYYEV Dovletgeldi	-	1	3	4	0.00
	7	MASSAROV Mekan	1	-	-	1	100.00
	8	NURYYEV Didar	7	4	55	66	10.61
	9	NURYYEV Davut	33	8	116	157	21.02
	10	ARTYKOV Ruslan	-	-	-	-	0.00
	11	MYRATGELDIYEV Begli	4	-	3	7	57.14
	12	GAYYPOV Ezizmyrat	-	-	-	-	0.00
<b>Team Totals</b>			107	33	330	470	22.77

LEGEND			
Avg	Eff%	Succ%	
Average	Efficiency	Success %	

Timing and Results provided by Tissot





## Cumulative Statistics by Skills


스킬별 누적통계

TPE - Chinese Taipei

AFTER 7 MATCHES

Scoring Spike	No	Name	Spikes	Faults	Shots	Total Attempts	Eff %
	2	CHANG Liang Hao	4	-	1	5	80.00
	3	LI Chia Hsuan	-	-	-	-	0.00
	6	HUANG Chun Ching	46	12	20	78	43.59
	7	LIU Hung Min	34	21	24	79	16.46
	9	CHIANG Tien Yu	29	7	23	59	37.29
	11	LU CHIANG Yao Chiang	5	-	1	6	83.33
	13	CHENG Ju Chien	1	-	-	1	100.00
	14	WANG Ming Chun	78	26	51	155	33.55
	15	HUANG Chin Feng	89	33	35	157	35.67
	16	LIN Yung Shun	-	-	-	-	0.00
	17	HUANG Pei Hung	3	-	2	5	60.00
19	CHEN Chien Chen	30	16	17	63	22.22	
<b>Team Totals</b>			319	115	174	608	33.55

Scoring Block	No	Name	Kill Blocks	Faults	Rebounds	Total Attempts	Avg by Set
	2	CHANG Liang Hao	-	3	3	6	0.00
	3	LI Chia Hsuan	-	-	-	-	0.00
	6	HUANG Chun Ching	7	20	13	40	0.29
	7	LIU Hung Min	3	7	3	13	0.13
	9	CHIANG Tien Yu	12	25	15	52	0.50
	11	LU CHIANG Yao Chiang	1	3	3	7	0.04
	13	CHENG Ju Chien	3	12	15	30	0.13
	14	WANG Ming Chun	8	22	19	49	0.33
	15	HUANG Chin Feng	5	25	11	41	0.21
	16	LIN Yung Shun	-	-	-	-	0.00
	17	HUANG Pei Hung	3	6	3	12	0.13
19	CHEN Chien Chen	1	11	3	15	0.04	
<b>Team Totals</b>			43	134	88	265	1.79

Scoring Service	No	Name	Aces	Faults	Serve Hits	Total Attempts	Avg by Set
	2	CHANG Liang Hao	1	3	5	9	0.04
	3	LI Chia Hsuan	-	-	-	-	0.00
	6	HUANG Chun Ching	5	6	63	74	0.21
	7	LIU Hung Min	3	4	46	53	0.13
	9	CHIANG Tien Yu	6	13	62	81	0.25
	11	LU CHIANG Yao Chiang	1	1	24	26	0.04
	13	CHENG Ju Chien	2	8	42	52	0.08
	14	WANG Ming Chun	7	8	69	84	0.29
	15	HUANG Chin Feng	8	18	48	74	0.33
	16	LIN Yung Shun	-	-	-	-	0.00
	17	HUANG Pei Hung	2	4	27	33	0.08
19	CHEN Chien Chen	1	10	37	48	0.04	
<b>Team Totals</b>			36	75	423	534	1.50

<b>Team</b>	<b>Opponent Errors &amp; Team Faults</b>	144	7
-------------	--	-----	---





## Cumulative Statistics by Skills


스킬별 누적통계

TPE - Chinese Taipei

AFTER 7 MATCHES

Non-Scoring Dig	No	Name	Digs	Faults	Receptions	Total Attempts	Avg by Set
	2	CHANG Liang Hao	-	1	-	1	0.00
	3	LI Chia Hsuan	-	-	1	1	0.00
	6	HUANG Chun Ching	2	1	8	11	0.08
	7	LIU Hung Min	-	7	17	24	0.00
	9	CHIANG Tien Yu	1	2	18	21	0.04
	11	LU CHIANG Yao Chiang	-	1	2	3	0.00
	13	CHENG Ju Chien	4	3	13	20	0.17
	14	WANG Ming Chun	6	15	36	57	0.25
	15	HUANG Chin Feng	6	13	15	34	0.25
	16	LIN Yung Shun	10	17	41	68	0.42
	17	HUANG Pei Hung	3	4	12	19	0.13
19	CHEN Chien Chen	5	10	25	40	0.21	
<b>Team Totals</b>			37	74	188	299	1.54

Non-Scoring Set	No	Name	Running Sets	Faults	Still Sets	Total Attempts	Avg by Set
	2	CHANG Liang Hao	-	-	1	1	0.00
	3	LI Chia Hsuan	-	1	-	1	0.00
	6	HUANG Chun Ching	2	-	5	7	0.08
	7	LIU Hung Min	4	-	7	11	0.17
	9	CHIANG Tien Yu	1	-	4	5	0.04
	11	LU CHIANG Yao Chiang	-	-	1	1	0.00
	13	CHENG Ju Chien	159	9	120	288	6.63
	14	WANG Ming Chun	9	-	14	23	0.38
	15	HUANG Chin Feng	-	-	1	1	0.00
	16	LIN Yung Shun	10	-	19	29	0.42
	17	HUANG Pei Hung	113	-	102	215	4.71
19	CHEN Chien Chen	1	-	4	5	0.04	
<b>Team Totals</b>			299	10	278	587	12.46

Non-Scoring Reception	No	Name	Excellents	Faults	Serve Receptions	Total Attempts	Succ %
	2	CHANG Liang Hao	-	-	-	-	0.00
	3	LI Chia Hsuan	-	1	2	3	0.00
	6	HUANG Chun Ching	1	1	2	4	25.00
	7	LIU Hung Min	29	5	41	75	38.67
	9	CHIANG Tien Yu	1	-	2	3	33.33
	11	LU CHIANG Yao Chiang	-	-	1	1	0.00
	13	CHENG Ju Chien	-	-	2	2	0.00
	14	WANG Ming Chun	-	-	-	-	0.00
	15	HUANG Chin Feng	28	4	62	94	29.79
	16	LIN Yung Shun	62	7	69	138	44.93
	17	HUANG Pei Hung	-	-	1	1	0.00
19	CHEN Chien Chen	53	8	65	126	42.06	
<b>Team Totals</b>			174	26	247	447	38.93

LEGEND			
Avg	Average	Eff%	Efficiency
Succ%	Success %		

Timing and Results provided by Tissot