



Match No.: 22

Start List
출전선수 목록

IND vs KAZ
P1

First Referee: SUNG Haeyoeun (KOR)

Second Referee: WANG Ziling (CHN)

IND - India Uniform colour:

No.	C/L	Name	Shirt Name	Height m / ft in	Weight kg / lbs	Highest Reach		Date of Birth	Tournament Totals					
						Spike cm	Block cm		Spike	Block	Serve	Total	%	
1	L	PRIYANKA Khedkar	Priyanka	1.60/5'3"	58/128	260	252	1 NOV 1984						
3		REKHA S	Rekha	1.71/5'7"	63/139	286	273	4 OCT 1992	11	1	1	13	9.35	
4		ANUSRI Ghosh	Anusri	1.84/6'0"	68/150	282	275	9 OCT 1994	10	1	1	12	8.63	
5		POORNIMA M S	Poornima	1.78/5'10"	74/163	283	284	8 MAR 1993	7	1		8	5.76	
7		SOUMYA V	Soumya	1.70/5'7"	67/148	287	271	20 MAY 1990	23			23	16.55	
8		SHEEBA P V	Sheeba	1.77/5'10"	65/143	297	292	8 JAN 1983	12	1		13	9.35	
9		TIJI Raju	Tiji	1.79/5'10"	66/146	297	280	27 JUL 1986	22	8	3	33	23.74	
10		NIRMALA	Nirmala	1.74/5'9"	66/146	275	264	29 SEP 1996	16	1	2	19	13.67	
12	C	TERIN Antony	Terin	1.74/5'9"	61/134	278	277	12 OCT 1985	4			3	7 5.04	
13		PREETI Singh	Preeti	1.90/6'3"	70/154	290	279	2 JUN 1995	3	1	3	7	5.04	
14		SRUTIMOL N	Srutimol	1.79/5'10"	60/132	292	287	14 APR 1990	1	1	2	4	2.88	
15		RESHMA P P	Reshma	1.73/5'8"	63/139	284	283	26 NOV 1993						
Coach			TAILOR Ram Prasad (IND)			Assistant Coach			PHADTARE Vaishali Khasherao (IND)					

Results in these
Competition

Phase	Opponent	Sets	Points per Set
Preliminary Round	KOR	0 - 3	5-25, 12-25, 13-25
Preliminary Round	JPN	0 - 3	6-25, 11-25, 12-25
Preliminary Round	THA	0 - 3	19-25, 12-25, 11-25
Preliminary	MDV	3 - 0	25-12, 25-7, 25-11
Quarterfinals	CHN	0 - 3	11-25, 12-25, 10-25

KAZ - Kazakhstan Uniform colour:

No.	C/L	Name	Shirt Name	Height m / ft in	Weight kg / lbs	Highest Reach		Date of Birth	Tournament Totals				
						Spike cm	Block cm		Spike	Block	Serve	Total	%
1	C	GORDEYEVA Yelena	Gordeyeva	1.78/5'10"	72/159	280	275	23 NOV 1988	21	2	6	29	14.01
4		CHUMAK Irina	Chumak	1.85/6'1"	67/148	280	266	26 JAN 1994	9	2	3	14	6.76
5	L	RYLOVA Valeriya	Rylova	1.78/5'10"	60/132	275	265	22 NOV 1987					
6		AKILOVA Natalya	Akilova	1.83/6'0"	62/137	295	275	31 MAY 1993	22	1	7	30	14.49
7		RAZORENKOVA Yekaterina	Razorenkova	1.85/6'1"	69/152	283	280	3 JUN 1993	14	7	2	23	11.11
8		SHENBERGER Irina	Shenberger	1.80/5'11"	73/161	280	270	20 FEB 1992	18	6	5	29	14.01
10		DANILOVA Regina	Danilova	1.78/5'10"	60/132	275	265	28 JAN 1991	2	1	1	4	1.93
11		ROSTOVCHSHIKOVA Anastassiya	Rostovchshikova	1.80/5'11"	64/141	280	260	17 APR 1994	13	4	1	18	8.70
12		AIZHARIKHOVA Ainagul	Aizharikhova	1.87/6'2"	64/141	286	280	4 SEP 1994	12	2	1	15	7.25
15		BATKULDINA Aliya	Batkuldina	1.80/5'11"	69/152	273	264	18 NOV 1995	2	2	2	6	2.90
17		MARATOVA Ardak	Maratova	1.82/6'0"	76/168	275	265	3 JUN 1994	2	1	1	4	1.93
18		KOLOMOYETS Anastassiya	Kolomoyets	1.82/6'0"	76/168	275	265	18 APR 1991	25	8	2	35	16.91
Coach			PEREVERTOVA Lyudmila (KAZ)										

Results in these
Competition

Phase	Opponent	Sets	Points per Set
Preliminary Round	CHN	0 - 3	14-25, 11-25, 14-25
Preliminary Round	HKG	3 - 1	23-25, 25-17, 25-16, 25-22
Preliminary Round	MDV	3 - 0	25-6, 25-10, 25-10
Preliminary Round	TPE	0 - 3	17-25, 14-25, 18-25
Quarterfinals	THA	0 - 3	10-25, 10-25, 10-25

LEGEND			
%	Percent of total team scoring	C	Team Captain
		L	Libero Player

Timing and Results provided by Tissot



Match No.: 23

Start List
출전선수 목록

KOR vs JPN
P1

First Referee: CHUNG Ching Ju (TPE)

Second Referee: FAHAD MOHAMMED Ismael (QAT)

KOR - Republic Of Korea Uniform colour:

No.	C/L	Name	Shirt Name	Height m / ft in	Weight kg / lbs	Highest Reach		Date of Birth	Tournament Totals				
						Spike cm	Block cm		Spike	Block	Serve	Total	%
3		LEE Hyohee	lee hyohee	1.73/5'8"	60/132	280	271	9 SEP 1980	3		7	10	4.42
4		KIM Heejin	kim heejin	1.85/6'1"	77/170	300	295	29 APR 1991	22	2	1	25	11.06
5	L	KIM Haeran	kim haeran	1.68/5'6"	60/132	280	270	16 MAR 1984					
7		LEE Jaeyeong	lee jaeyeong	1.79/5'10"	66/146	282	263	15 OCT 1996					
8		NAM Jiyeoun	nam jiyeoun	1.72/5'8"	63/139	285	273	25 MAY 1983					
9		LEE Dayeong	lee dayeong	1.79/5'10"	63/139	282	263	15 OCT 1996	5	4	2	11	4.87
10	C	KIM Yeonkoug	kim yeonkoug	1.92/6'4"	73/161	307	299	26 FEB 1988	42	7	4	53	23.45
12		HAN Songyi	han songyi	1.86/6'1"	65/143	305	295	5 SEP 1984	1	6		7	3.10
13		PARK Jeongah	park jeongah	1.85/6'1"	68/150	300	290	26 MAR 1993	31	2	8	41	18.14
14		YANG Hyojin	yang hyojin	1.80/5'11"	72/159	287	280	14 DEC 1989	20	10	6	36	15.93
16		BAE Yoona	bae yoona	1.80/5'11"	67/148	303	294	30 NOV 1989	24	4	1	29	12.83
19		BAEK Mokhwa	baek mokhwa	1.77/5'10"	61/134	280	277	30 AUG 1989	12	1	1	14	6.19
Coach			LEE Sungoo (KOR)			Assistant Coach			EO Changsun (KOR)				

Results in these
Competition

Phase	Opponent	Sets	Points per Set
Preliminary Round	IND	3 - 0	25-5, 25-12, 25-13
Preliminary Round	THA	3 - 0	25-21, 25-20, 25-21
Preliminary Round	JPN	3 - 0	25-17, 25-16, 25-18
Quarterfinals	HKG	3 - 0	25-13, 25-15, 25-11

JPN - Japan Uniform colour:

No.	C/L	Name	Shirt Name	Height m / ft in	Weight kg / lbs	Highest Reach		Date of Birth	Tournament Totals				
						Spike cm	Block cm		Spike	Block	Serve	Total	%
1	C	SUZUKI Yuko	suzuki	1.71/5'7"	60/132	292	286	12 AUG 1989			1	1	0.50
2		TASHIRO Kanami	tashiro	1.73/5'8"	67/148	280	273	25 MAR 1991	2	1	3	6	2.99
3		NOMOTO Rika	nomoto	1.80/5'11"	70/154	310	290	21 SEP 1991	8	1		9	4.48
4		SHIMAMURA Haruyo	shimamura	1.82/6'0"	79/174	299	285	4 MAR 1992	20	9	3	32	15.92
5		HORIKAWA Mari	horikawa	1.83/6'0"	68/150	302	288	3 MAY 1992	9	1	4	14	6.97
6	L	TORIGOE Miku	torigoe	1.63/5'4"	56/123	280	265	16 OCT 1992					
7		TAKAHASHI Saori	takahashi	1.77/5'10"	68/150	296	285	9 DEC 1992	29	4	2	35	17.41
8		OTAKE Riho	ohtake	1.83/6'0"	68/150	306	296	23 DEC 1993	16	9	1	26	12.94
9		MURANAGA Nao	murana	1.77/5'10"	67/148	305	280	26 DEC 1993	22		3	25	12.44
10		ITOH Nozomi	itoh	1.78/5'10"	73/161	307	280	16 FEB 1995	12	6	2	20	9.95
11		INOUE Arisa	INOUE	1.80/5'11"	67/148	297	287	8 MAY 1995	19	1	1	21	10.45
12		SAKAMOTO Nanaka	sakamoto	1.75/5'9"	63/139	297	268	6 SEP 1996	10		2	12	5.97
Coach			ABO Kiyoshi (JPN)			Assistant Coach			SAEGUSA Daichi (JPN)				

Results in these
Competition

Phase	Opponent	Sets	Points per Set
Preliminary Round	THA	1 - 3	27-25, 18-25, 19-25, 21-25
Preliminary Round	IND	3 - 0	25-6, 25-11, 25-12
Preliminary Round	KOR	0 - 3	17-25, 16-25, 18-25
Quarterfinals	TPE	3 - 0	25-21, 25-17, 25-16

LEGEND			
%	Percent of total team scoring	C	Team Captain
L	Libero Player		

Timing and Results provided by Tissot



Match No.: 24

Start List

출전선수 목록

HKG vs TPE

P1

First Referee: JEON Younga (KOR)

Second Referee: PIMTHONGKHONBURI Sasiprapa (THA)

HKG - Hong Kong, China Uniform colour:

No.	C/L	Name	Shirt Name	Height m / ft in	Weight kg / lbs	Highest Reach		Date of Birth	Tournament Totals				
						Spike cm	Block cm		Spike	Block	Serve	Total	%
1		LAM Mei	m. lam	1.72/5'8"	62/137	276	259	6 DEC 1985	14	1	2	17	10.24
4		FONG Sze Man	s.m. fong	1.75/5'9"	67/148	279	267	30 JAN 1990	7	1		8	4.82
5		TSANG Sze Nga	s.n. tsang	1.74/5'9"	58/128	286	273	7 MAY 1987	13		5	18	10.84
7	C	YEUNG Sau Mei	s.m. yeung	1.83/6'0"	55/121	294	276	30 AUG 1985	35	7	6	48	28.92
8		KOO Yung Yung	y.y. koo	1.78/5'10"	68/150	285	270	22 AUG 1995	3	1		4	2.41
9		LO Ka Yan	k.y. lo	1.75/5'9"	63/139	276	266	25 JUN 1989	11		1	12	7.23
10		FUNG Tsz Yan	t.y. fung	1.77/5'10"	67/148	274	266	13 JUL 1994		2		2	1.20
11		LEE Pui Shan	p.s. lee	1.64/5'5"	63/139	266	256	17 SEP 1987	4		1	5	3.01
12		LAW Ho Fung Thyllis	h.f. law	1.69/5'7"	68/150	269	261	10 MAY 1995	16		4	20	12.05
14		LAM Yee Ting	y.t. lam	1.67/5'6"	59/130	273	255	26 DEC 1990	7	2	2	11	6.63
16	L	TSUI Ka Yee	k.y. tsui	1.65/5'5"	50/110	270	260	30 JUL 1986					
18		IP Hoi Lun Helen	h.l. ip	1.75/5'9"	69/152	281	268	24 OCT 1990	14	7		21	12.65
Coach			LI Yuk Hing (HKG)			Assistant Coach			CHEUNG Chi Wai (HKG)				

Results in these
Competition

Phase	Opponent	Sets	Points per Set
Preliminary Round	TPE	0 - 3	10-25, 12-25, 19-25
Preliminary Round	KAZ	1 - 3	25-23, 17-25, 16-25, 22-25
Preliminary Round	CHN	0 - 3	10-25, 12-25, 7-25
Preliminary Round	MDV	3 - 0	25-5, 25-11, 25-10
Quarterfinals	KOR	0 - 3	13-25, 15-25, 11-25

TPE - Chinese Taipei Uniform colour:

No.	C/L	Name	Shirt Name	Height m / ft in	Weight kg / lbs	Highest Reach		Date of Birth	Tournament Totals				
						Spike cm	Block cm		Spike	Block	Serve	Total	%
3		CHANG Yu Chia	CHANG Y.C.	1.72/5'8"	70/154	275	265	27 JAN 1996	1		5	6	2.31
5		CHEN Yi Ju	CHEN Y.J.	1.74/5'9"	64/141	277	275	21 DEC 1989	24	4	2	30	11.54
6		HO Yen Chih	HO Y.C.	1.71/5'7"	63/139	280	270	26 NOV 1987	3			3	1.15
8		YANG Yi Chen	YANG Y.C.	1.66/5'5"	62/137	262	258	4 APR 1992	6		6	12	4.62
9		CHANG Li Wen	CHANG L.W.	1.76/5'9"	65/143	285	275	27 FEB 1995	5		3	8	3.08
11	C	CHEN Wan Ting	CHEN W.T.	1.78/5'10"	67/148	290	280	25 NOV 1990	61	6	14	81	31.15
12	L	YANG Meng Hua	YANG M. H.	1.70/5'7"	68/150	270	262	15 AUG 1991					
13		WEN I Tzu	WEN I.T.	1.75/5'9"	64/141	281	273	31 OCT 1991	16	4		20	7.69
15		LEE Tzu Ying	LEE T.Y.	1.74/5'9"	71/157	274	265	4 JUL 1994	35	1	4	40	15.38
16		TSENG Wan Ling	TSENT W.L.	1.70/5'7"	63/139	290	277	13 MAY 1996	9	1	3	13	5.00
17		CHANG Chen Yin	CHANG C.Y.	1.80/5'11"	65/143	288	275	28 MAR 1991	26	2	12	40	15.38
18		CHEN Tzu Ya	CHEN T.Y.	1.77/5'10"	64/141	278	268	26 AUG 1997	5		2	7	2.69
Coach			HUANG Chih Nan (TPE)			Assistant Coach			LIN Ming Hui (TPE)				

Results in these
Competition

Phase	Opponent	Sets	Points per Set
Preliminary Round	HKG	3 - 0	25-10, 25-12, 25-19
Preliminary Round	MDV	3 - 0	25-3, 25-11, 25-7
Preliminary Round	KAZ	3 - 0	25-17, 25-14, 25-18
Preliminary Round	CHN	0 - 3	17-25, 24-26, 22-25
Quarterfinals	JPN	0 - 3	21-25, 17-25, 16-25

LEGEND			
%	Percent of total team scoring	C	Team Captain
L	Libero Player		

Timing and Results provided by Tissot



Match No.: 25

Start List

출전선수 목록

CHN vs THA

P1

First Referee: LEE Heung Fai (HKG)

Second Referee: ALATEEQ Abdullatif Hamoud M (KSA)

CHN - China Uniform colour:

No.	C/L	Name	Shirt Name	Height m / ft in	Weight kg / lbs	Highest Reach		Date of Birth	Tournament Totals				
						Spike cm	Block cm		Spike	Block	Serve	Total	%
1		QIAO Ting	QIAO T.	1.89/6'2"	66/146	315	315	2 MAR 1992	11	1	1	13	4.38
2		YAO di	YAO D.	1.82/6'0"	65/143	306	298	15 AUG 1992	1	3	6	10	3.37
3		YIN Na	YIN N.	1.82/6'0"	65/143	313	300	3 FEB 1988	10	4	4	18	6.06
4	L	WANG Qian	Q. WANG	1.74/5'9"	60/132	290	285	14 MAR 1989					
5	C	DING Xia	DING X.	1.80/5'11"	61/134	305	300	13 JAN 1990	5		2	7	2.36
6		YAN Ni	YAN N.	1.92/6'4"	74/163	317	306	2 MAR 1987	28	14	5	47	15.82
8		ZHANG Changning	ZHANG C.N.	1.93/6'4"	80/176	315	303	6 NOV 1995	52	8	10	70	23.57
9		LI Jing	LI J.	1.86/6'1"	73/161	310	295	9 AUG 1991	23	5	6	34	11.45
10		ZHANG Xiaoya	ZHANG X.Y.	1.89/6'2"	60/132	310	300	4 OCT 1992	25	5	3	33	11.11
11		LIU Yanhan	LIU Y.H.	1.88/6'2"	75/165	315	305	19 JAN 1993	37	4	5	46	15.49
12	L	HUANG Liuyan	HUANG L.Y.	1.78/5'10"	66/146	297	290	13 JUN 1994					
13		WANG Qi	Q. WANG	1.87/6'2"	70/154	305	300	22 SEP 1993	12	3	4	19	6.40
Coach		XU Jiande (CHN)			Assistant Coach		CHEN Youquan (CHN)						

Results in these
Competition

Phase	Opponent	Sets	Points per Set
Preliminary Round	KAZ	3 - 0	25-14, 25-11, 25-14
Preliminary Round	HKG	3 - 0	25-10, 25-12, 25-7
Preliminary Round	MDV	3 - 0	25-7, 25-7, 25-6
Preliminary Round	TPE	3 - 0	25-17, 26-24, 25-22
Quarterfinals	IND	3 - 0	25-11, 25-12, 25-10

THA - Thailand Uniform colour:

No.	C/L	Name	Shirt Name	Height m / ft in	Weight kg / lbs	Highest Reach		Date of Birth	Tournament Totals				
						Spike cm	Block cm		Spike	Block	Serve	Total	%
2	L	PANNOY Piyanut	P.PIYANUT	1.71/5'7"	68/150	280	275	10 NOV 1989					
3		PHANUSIT Em Orn	P. EM-ORN	1.79/5'10"	63/139	297	281	25 MAR 1988	4			4	1.68
4		NUEKJANG Thatdao	N.THATDAO	1.83/6'0"	66/146	305	287	3 FEB 1994	24	2	2	28	11.76
5		THINKAOW Pleumjit	T.PLEUMJIT	1.80/5'11"	63/139	298	293	9 NOV 1983	31	7	3	41	17.23
6		SITTIRAK Onuma	S.ONUMA	1.75/5'9"	72/159	303	285	13 JUN 1986	57	4	4	65	27.31
9		PINSUWAN Khatthalee	P. KHATTHALEE	1.71/5'7"	72/159	291	271	30 OCT 1994			1	1	0.42
10	C	APINYAPONG Wilavan	A.WILAVAN	1.74/5'9"	68/150	294	282	6 JUN 1984	48			48	20.17
12	L	CHAI SRI Tapaphaipun	C.TAPAPHAIPUN	1.68/5'6"	60/132	295	276	29 NOV 1989	14	1	1	16	6.72
13		TOMKOM Nootsara	T.NOOTSARA	1.69/5'7"	57/126	289	278	7 JUL 1985	1	3	1	5	2.10
15		KANTHONG Malika	K.MALIKA	1.77/5'10"	63/139	310	290	8 JAN 1987	21		3	24	10.08
17		KAMULTHALA Kaewkalaya	K. KAEWKALAYA	1.79/5'10"	63/139	298	281	7 AUG 1994	3	1		4	1.68
19		PANKAEW Parinya	P. PARINYA	1.70/5'7"	60/132	281	270	27 DEC 1995			2	2	0.84
Coach		SRISAMUTNAK Nataphon (THA)			Assistant Coach		JAMJANG Nipon (THA)						

Results in these
Competition

Phase	Opponent	Sets	Points per Set
Preliminary Round	JPN	3 - 1	25-27, 25-18, 25-19, 25-21
Preliminary Round	KOR	0 - 3	21-25, 20-25, 21-25
Preliminary Round	IND	3 - 0	25-19, 25-12, 25-11
Quarterfinals	KAZ	3 - 0	25-10, 25-10, 25-10

LEGEND

% Percent of total team scoring C Team Captain L Libero Player

Timing and Results provided by Tissot



TUE 30 SEP 2014
Start Time: 10:30 / End Time: 11:45

Match No.: 22

Match Results

경기 결과

Match Duration: 1h 15m
Spectators: 90

P2

IND vs KAZ

0 3

Teams	Sets	1	2	3	Total
IND	0	20	19	20	59
KAZ	3	25	25	25	75
Playing Time		23m	23m	23m	1h 09m

First Referee: SUNG Haeyoeun (KOR)

Second Referee: WANG Ziling (CHN)

IND - India								
No	C/L	Name	1	2	3	4	5	Pts
1	L	PRIYANKA Khedkar	L	L	L			
3		REKHA S	10	2	3			5
4		ANUSRI Ghosh	1	6	1			1
5		POORNIMA M S		4	4			3
7		SOUMYA V	6	5	6			7
8		SHEEBA P V	5	4	5			4
9		TIJI Raju	4	3	4			11
10		NIRMALA	3	7	7			2
12	C	TERIN Antony	2	1	2			4
13		PREETI Singh	8					
14		SRUTIMOL N						
15		RESHMA P P			3			1

KAZ - Kazakhstan								
No	C/L	Name	1	2	3	4	5	Pts
1	C	GORDEYEVA Yelena	5	6				11
4		CHUMAK Irina	12	1	1			7
5	L	RYLOVA Valeriya	L	L	L			
6		AKILOVA Natalya	1	2	2			5
7		RAZORENKOVA Yekaterina	4	5				4
8		SHENBERGER Irina			3			5
10		DANILOVA Regina		7	5			4
11		ROSTOVCHSHIKOVA Anastassiya	2	3				7
12		AIZHARIKHOVA Ainagul	6		18			2
15		BATKULDINA Aliya			10			1
17		MARATOVA Ardak			6			5
18		KOLOMOYETS Anastassiya	3	4	4			7

TEAM AND PLAYER PERFORMANCES

Won	Total Atts	No Name
34	115	Total Team
10	20	9 TIJI Raju
7	24	7 SOUMYA V
5	16	3 REKHA S
2	33	Total Team
1	6	8 SHEEBA P V
1	6	9 TIJI Raju
2	60	Total Team
2	17	12 TERIN Antony
21		Total Team
59	208	Total Team
11	36	9 TIJI Raju
75 km/h		4 ANUSRI Ghosh

Scoring Skills
Spike
Block
Serve
Opp Error
Total
Best Scorer
Fastest Serve

Won	Total Atts	No Name
33	98	Total Team
9	20	1 GORDEYEVA Yelena
4	8	17 MARATOVA Ardak
4	18	11 ROSTOVCHSHIKOVA Anastassiya
13	50	Total Team
2	3	8 SHENBERGER Irina
2	7	11 ROSTOVCHSHIKOVA Anastassiya
2	6	4 CHUMAK Irina
12	74	Total Team
4	11	18 KOLOMOYETS Anastassiya
3	11	4 CHUMAK Irina
1	8	10 DANILOVA Regina
17		Total Team
75	222	Total Team
11	31	1 GORDEYEVA Yelena
63 km/h		11 ROSTOVCHSHIKOVA Anastassiya

LEGEND

Atts Attempts
L Libero player
n Starting line-up where n = starting position on court (i.e. positions 1 to 6)
Opp Opponent

C Team Captain
L Substitute libero
nn Substitute where nn = jersey number of out going player
Pts Points scored

Timing and Results provided by Tissot



TUE 30 SEP 2014
Start Time: 19:30 / End Time: 20:48

Match No.: 23

Match Results

경기 결과

Match Duration: 1h 18m
Spectators: 1070

P2

KOR vs JPN

3 0

Teams	Sets	1	2	3	Total
KOR	3	25	25	25	75
JPN	0	16	19	16	51
	Playing Time	21m	27m	24m	1h 12m

First Referee: CHUNG Ching Ju (TPE)

Second Referee: FAHAD MOHAMMED Ismael (QAT)

KOR - Republic of Korea								
No	C/L	Name	1	2	3	4	5	Pts
3		LEE Hyohee	3	3	3			1
4		KIM Heejin	2	2	2			11
5	L	KIM Haeran	L	L	L			
7		LEE Jaeyeong						
8		NAM Jieyoun	13	13	13			
9		LEE Dayeong		3	3			1
10	C	KIM Yeonkoug	4	4	4			22
12		HAN Songyi	6	6	6			4
13		PARK Jeongah	1	1	1			15
14		YANG Hyojin	5	5	5			5
16		BAE Yoona						
19		BAEK Mokhwa	14		14			

JPN - Japan								
No	C/L	Name	1	2	3	4	5	Pts
1	C	SUZUKI Yuko	7	7				
2		TASHIRO Kanami	1	2	1			
3		NOMOTO Rika	2	2				
4		SHIMAMURA Haruyo	2	6	2			1
5		HORIKAWA Mari		4				
6	L	TORIGOE Miku	L	L	L			
7		TAKAHASHI Saori	4	5	4			8
8		OTAKE Riho	5		10			1
9		MURANAGA Nao	6	1	6			10
10		ITOH Nozomi		3	5			1
11		INOUE Arisa			7			1
12		SAKAMOTO Nanaka	3	4	3			12

TEAM AND PLAYER PERFORMANCES

Won	Total Atts	No	Name
49	108	Total Team	
20	34	10	KIM Yeonkoug
14	32	13	PARK Jeongah
8	18	4	KIM Heejin
8	40	Total Team	
3	8	12	HAN Songyi
2	5	10	KIM Yeonkoug
1	2	9	LEE Dayeong
2	73	Total Team	
2	20	4	KIM Heejin
16		Total Team	
75	221	Total Team	
22	51	10	KIM Yeonkoug
85 km/h		10	KIM Yeonkoug

Scoring Skills
Spike
Block
Serve
Opp Error
Total
Best Scorer
Fastest Serve

Won	Total Atts	No	Name
30	100	Total Team	
12	36	12	SAKAMOTO Nanaka
7	22	7	TAKAHASHI Saori
7	18	9	MURANAGA Nao
3	42	Total Team	
2	4	9	MURANAGA Nao
1	6	7	TAKAHASHI Saori
1	53	Total Team	
1	10	9	MURANAGA Nao
17		Total Team	
51	195	Total Team	
12	51	12	SAKAMOTO Nanaka
61 km/h		2	TASHIRO Kanami

LEGEND

Atts Attempts
L Libero player
n Starting line-up where n = starting position on court (i.e. positions 1 to 6)
Opp Opponent

C Team Captain
L Substitute libero
nn Substitute where nn = jersey number of out going player
Pts Points scored

Timing and Results provided by Tissot



TUE 30 SEP 2014
Start Time: 16:30 / End Time: 17:38

Match No.: 24

Match Results

경기 결과

Match Duration: 1h 08m
Spectators: 210

P2

HKG vs TPE

0 3

Teams	Sets	1	2	3	Total
HKG	0	18	14	9	41
TPE	3	25	25	25	75
	Playing Time	22m	22m	18m	1h 02m

First Referee: JEON Younga (KOR)

Second Referee: PIMTHONGKHONBURI Sasiprapa (THA)

HKG - Hong Kong, China								
No	C/L	Name	1	2	3	4	5	Pts
1		LAM Mei	2	2	2			1
4		FONG Sze Man	7	4	7			3
5		TSANG Sze Nga	3	3				3
7	C	YEUNG Sau Mei	4	14	4			3
8		KOO Yung Yung		5	3			3
9		LO Ka Yan	12	1	1			4
10		FUNG Tsz Yan		4	14			1
11		LEE Pui Shan	1					
12		LAW Ho Fung Thyllis	5	5	5			7
14		LAM Yee Ting	1	1	1			1
16	L	TSUI Ka Yee	L	L	L			
18		IP Hoi Lun Helen	6	6	6			2

TPE - Chinese Taipei								
No	C/L	Name	1	2	3	4	5	Pts
3		CHANG Yu Chia						
5		CHEN Yi Ju	6	6	6			8
6		HO Yen Chih						
8		YANG Yi Chen	1	1	1			5
9		CHANG Li Wen			15			2
11	C	CHEN Wan Ting	4	4	4			13
12	L	YANG Meng Hua	L	L	L			
13		WEN I Tzu	3	3				3
15		LEE Tzu Ying	5	5	5			8
16		TSENG Wan Ling		13	3			5
17		CHANG Chen Yin	2					2
18		CHEN Tzu Ya	17	2	2			4

TEAM AND PLAYER PERFORMANCES

Won	Total Atts	No	Name
21	92	Total Team	
7	19	12	LAW Ho Fung Thyllis
3	11	4	FONG Sze Man
3	10	9	LO Ka Yan
5	35	Total Team	
2	6	18	IP Hoi Lun Helen
1	2	14	LAM Yee Ting
1	4	8	KOO Yung Yung
2	41	Total Team	
1	4	5	TSANG Sze Nga
1	3	10	FUNG Tsz Yan
13		Total Team	
41	168	Total Team	
7	28	12	LAW Ho Fung Thyllis
66 km/h		5	TSANG Sze Nga

Scoring Skills
Spike
Block
Serve
Opp Error
Total
Best Scorer
Fastest Serve

Won	Total Atts	No	Name
39	100	Total Team	
10	26	11	CHEN Wan Ting
7	17	15	LEE Tzu Ying
6	13	5	CHEN Yi Ju
3	30	Total Team	
1	3	11	CHEN Wan Ting
1	1	18	CHEN Tzu Ya
1	5	13	WEN I Tzu
8	75	Total Team	
2	10	5	CHEN Yi Ju
2	19	8	YANG Yi Chen
2	8	11	CHEN Wan Ting
25		Total Team	
75	205	Total Team	
13	37	11	CHEN Wan Ting
67 km/h		8	YANG Yi Chen

LEGEND

Atts Attempts
L Libero player
n Starting line-up where n = starting position on court (i.e. positions 1 to 6)
Opp Opponent

C Team Captain
L Substitute libero
nn Substitute where nn = jersey number of out going player
Pts Points scored

Timing and Results provided by Tissot



TUE 30 SEP 2014
Start Time: 13:30 / End Time: 15:16

Match No.: 25

Match Results

경기 결과

Match Duration: 1h 46m
Spectators: 380

P2

CHN vs THA

3 1

Teams	Sets	1	2	3	4	Total
CHN	3	19	25	25	25	94
THA	1	25	23	15	19	82
	Playing Time	23m	28m	23m	23m	1h 37m

First Referee: LEE Heung Fai (HKG)

Second Referee: ALATEEQ Abdullatif Hamoud M (KSA)

CHN - China								
No	C/L	Name	1	2	3	4	5	Pts
1		QIAO Ting						
2		YAO di					5	
3		YIN Na	6	1	6	6		1
4	L	WANG Qian	L	L	L	L		
5	C	DING Xia	3	4	3	3		5
6		YAN Ni	5	6	5	5		15
8		ZHANG Changning	1	2	1	1		20
9		LI Jing	11	5				2
10		ZHANG Xiaoya	2	3	2	2		13
11		LIU Yanhan	4	9	4	4		10
12	L	HUANG Liuyan						
13		WANG Qi				6		

THA - Thailand								
No	C/L	Name	1	2	3	4	5	Pts
2	L	PANNOY Piyanut						
3		PHANUSIT Em Orn			13	2		6
4		NUEKJANG Thatdao	4	3	4	17		4
5		THINKAOW Pleumjit	1	6	1	4		10
6		SITTIRAK Onuma	3	2	3	6		14
9		PINSUWAN Khatthalee						
10	C	APINYAPONG Wilavan	6	5	6	3		16
12	L	CHAI SRI Tapaphaipun	L	L	L	L		
13		TOMKOM Nootsara	2	1	2	5		1
15		KANTHONG Malika	5	4	5	6		7
17		KAMULTHALA Kaewkalaya			4	1		
19		PANKAEW Parinya	4	4	15			

TEAM AND PLAYER PERFORMANCES

Won	Total Atts	No Name
52	120	Total Team
19	43	8 ZHANG Changning
11	19	6 YAN Ni
9	15	10 ZHANG Xiaoya
12	61	Total Team
4	15	6 YAN Ni
3	8	10 ZHANG Xiaoya
2	15	5 DING Xia
2	93	Total Team
1	19	10 ZHANG Xiaoya
1	6	9 LI Jing
28		Total Team
94	274	Total Team
20	67	8 ZHANG Changning
77 km/h		8 ZHANG Changning

Scoring Skills
Spike
Block
Serve
Opp Error
Total
Best Scorer
Fastest Serve

Won	Total Atts	No Name
50	131	Total Team
16	35	10 APINYAPONG Wilavan
13	45	6 SITTIRAK Onuma
8	16	5 THINKAOW Pleumjit
3	39	Total Team
1	10	4 NUEKJANG Thatdao
1	3	13 TOMKOM Nootsara
1	7	5 THINKAOW Pleumjit
5	83	Total Team
2	6	3 PHANUSIT Em Orn
1	16	6 SITTIRAK Onuma
1	14	5 THINKAOW Pleumjit
24		Total Team
82	253	Total Team
16	48	10 APINYAPONG Wilavan
94 km/h		6 SITTIRAK Onuma

LEGEND

Atts Attempts
L Libero player
n Starting line-up where n = starting position on court (i.e. positions 1 to 6)
Opp Opponent

C Team Captain
L Substitute libero
nn Substitute where nn = jersey number of out going player
Pts Points scored

Timing and Results provided by Tissot



TUE 30 SEP 2014
Start Time: 10:30 / End Time: 11:45

Match No.: 22

Match Statistics

경기 통계

Match Duration: 1h 15m
Spectators: 90

P3


IND vs KAZ
0 3

Teams	Sets	1	2	3	Total
IND	0	20	19	20	59
KAZ	3	25	25	25	75
	Playing Time	23m	23m	23m	1h 09m


First Referee: SUNG Haeyoeun (KOR)

Second Referee: WANG Ziling (CHN)


IND - India

Scoring Spike

Limit
15.00%

Rk	No	Name	Spikes	Faults	Shots	Total Attempts	Eff %
1	9	TIJI Raju	10	5	5	20	25.00
2	7	SOUMYA V	7	4	13	24	12.50
	8	SHEEBA P V	3	5	9	17	
	3	REKHA S	5	3	8	16	
	10	NIRMALA	2	5	9	16	
	15	RESHMA P P	1	-	5	6	
	5	POORNIMA M S	3	1	2	6	
	12	TERIN Antony	2	-	3	5	
	4	ANUSRI Ghosh	1	1	2	4	
	13	PREETI Singh	-	1	-	1	
	1	PRIYANKA Khedkar	-	-	-	-	
	14	SRUTIMOL N	-	-	-	-	
Team Totals			34	25	56	115	7.83

Scoring Block


Rk	No	Name	Kill Blocks	Faults	Rebounds	Total Attempts	Avg by Set
1	8	SHEEBA P V	1	2	3	6	0.33
1	9	TIJI Raju	1	3	2	6	0.33
3	12	TERIN Antony	-	7	1	8	0.00
3	7	SOUMYA V	-	2	3	5	0.00
3	5	POORNIMA M S	-	-	3	3	0.00
3	4	ANUSRI Ghosh	-	2	1	3	0.00
3	3	REKHA S	-	-	1	1	0.00
3	10	NIRMALA	-	-	1	1	0.00
	1	PRIYANKA Khedkar	-	-	-	-	
	13	PREETI Singh	-	-	-	-	
	14	SRUTIMOL N	-	-	-	-	
	15	RESHMA P P	-	-	-	-	
Team Totals			2	16	15	33	0.67

Scoring Service


Rk	No	Name	Aces	Faults	Serve Hits	Total Attempts	Avg by Set
1	12	TERIN Antony	2	-	15	17	0.67
2	9	TIJI Raju	-	2	8	10	0.00
2	8	SHEEBA P V	-	-	9	9	0.00
2	7	SOUMYA V	-	-	6	6	0.00
2	3	REKHA S	-	1	5	6	0.00
2	4	ANUSRI Ghosh	-	-	3	3	0.00
2	5	POORNIMA M S	-	-	3	3	0.00
2	10	NIRMALA	-	2	1	3	0.00
2	15	RESHMA P P	-	-	2	2	0.00
2	13	PREETI Singh	-	-	1	1	0.00
	1	PRIYANKA Khedkar	-	-	-	-	
	14	SRUTIMOL N	-	-	-	-	
Team Totals			2	5	53	60	0.67

Team

Opponent Errors & Team Faults
21

Timing and Results provided by Tissot



TUE 30 SEP 2014
Start Time: 10:30 / End Time: 11:45

Match No.: 22

Match Statistics

경기 통계

Match Duration: 1h 15m
Spectators: 90

P3

IND vs KAZ


0 3

Teams	Sets	1	2	3	Total
IND	0	20	19	20	59
KAZ	3	25	25	25	75
	Playing Time	23m	23m	23m	1h 09m


First Referee: SUNG Haeyoeun (KOR)

Second Referee: WANG Ziling (CHN)

IND - India

Non-Scoring Dig


Rk	No	Name	Digs	Faults	Receptions	Total Attempts	Avg by Set
1	7	SOUMYA V	3	-	10	13	1.00
2	8	SHEEBA P V	2	-	7	9	0.67
3	1	PRIYANKA Khedkar	1	2	19	22	0.33
3	3	REKHA S	1	-	11	12	0.33
3	12	TERIN Antony	1	1	9	11	0.33
3	15	RESHMA P P	1	-	3	4	0.33
7	9	TIJI Raju	-	2	6	8	0.00
7	4	ANUSRI Ghosh	-	-	4	4	0.00
7	5	POORNIMA M S	-	-	2	2	0.00
7	13	PREETI Singh	-	-	1	1	0.00
	10	NIRMALA	-	-	-	-	-
	14	SRUTIMOL N	-	-	-	-	-
Team Totals			9	5	72	86	3.00

Non-Scoring Set


Rk	No	Name	Running Sets	Faults	Still Sets	Total Attempts	Avg by Set
1	12	TERIN Antony	26	-	65	91	8.67
2	1	PRIYANKA Khedkar	1	-	3	4	0.33
2	9	TIJI Raju	1	-	3	4	0.33
2	7	SOUMYA V	1	-	2	3	0.33
5	3	REKHA S	-	-	1	1	0.00
5	5	POORNIMA M S	-	-	1	1	0.00
5	8	SHEEBA P V	-	-	1	1	0.00
	4	ANUSRI Ghosh	-	-	-	-	-
	10	NIRMALA	-	-	-	-	-
	13	PREETI Singh	-	-	-	-	-
	14	SRUTIMOL N	-	-	-	-	-
	15	RESHMA P P	-	-	-	-	-
Team Totals			29		76	105	9.67

Non-Scoring Reception

Limit
25.00%

Rk	No	Name	Excellents	Faults	Serve Receptions	Total Attempts	Succ %
1	7	SOUMYA V	5	4	13	22	22.73
2	3	REKHA S	2	4	9	15	13.33
	1	PRIYANKA Khedkar	2	2	8	12	
	10	NIRMALA	-	-	8	8	
	9	TIJI Raju	-	-	1	1	
	5	POORNIMA M S	-	1	-	1	
	4	ANUSRI Ghosh	-	-	-	-	
	8	SHEEBA P V	-	-	-	-	
	12	TERIN Antony	-	-	-	-	
	13	PREETI Singh	-	-	-	-	
	14	SRUTIMOL N	-	-	-	-	
	15	RESHMA P P	-	-	-	-	
Team Totals			9	11	39	59	15.25



TUE 30 SEP 2014
Start Time: 10:30 / End Time: 11:45

Match No.: 22

Match Statistics

경기 통계

Match Duration: 1h 15m
Spectators: 90

P3


IND vs KAZ
0 3


Teams	Sets	1	2	3	Total
IND	0	20	19	20	59
KAZ	3	25	25	25	75
	Playing Time	23m	23m	23m	1h 09m


First Referee: SUNG Haeyoeun (KOR)

Second Referee: WANG Ziling (CHN)

KAZ - Kazakhstan

Scoring Spike	Rk	No	Name	Spikes	Faults	Shots	Total Attempts	Eff %	
	1	1	GORDEYEVA Yelena	9	1	10	20	40.00	
	2	11	ROSTOVCHSHIKOVA Anastassiya	4	1	13	18	16.67	
		6	AKILOVA Natalya	3	1	8	12		
		8	SHENBERGER Irina	3	-	8	11		
		18	KOLOMOYETS Anastassiya	2	2	5	9		
		17	MARATOVA Ardak	4	-	4	8		
		10	DANILOVA Regina	2	1	3	6		
		4	CHUMAK Irina	2	-	3	5		
		7	RAZORENKOVA Yekaterina	3	1	1	5		
		12	AIZHARIKHOVA Ainagul	-	2	1	3		
		15	BATKULDINA Aliya	1	-	-	1		
		5	RYLOVA Valeriya	-	-	-	-		
	Limit								
	15.00%								
		Team Totals			33	9	56	98	24.49

Scoring Block	Rk	No	Name	Kill Blocks	Faults	Rebounds	Total Attempts	Avg by Set	
	1	11	ROSTOVCHSHIKOVA Anastassiya	2	-	5	7	0.67	
	1	4	CHUMAK Irina	2	3	1	6	0.67	
	1	8	SHENBERGER Irina	2	-	1	3	0.67	
	4	18	KOLOMOYETS Anastassiya	1	3	5	9	0.33	
	4	6	AKILOVA Natalya	1	2	5	8	0.33	
	4	1	GORDEYEVA Yelena	1	1	3	5	0.33	
	4	12	AIZHARIKHOVA Ainagul	1	2	2	5	0.33	
	4	17	MARATOVA Ardak	1	-	1	2	0.33	
	4	7	RAZORENKOVA Yekaterina	1	1	-	2	0.33	
	4	10	DANILOVA Regina	1	1	-	2	0.33	
	11	15	BATKULDINA Aliya	-	-	1	1	0.00	
		5	RYLOVA Valeriya	-	-	-	-		
		Team Totals			13	13	24	50	4.33

Scoring Service	Rk	No	Name	Aces	Faults	Serve Hits	Total Attempts	Avg by Set	
	1	18	KOLOMOYETS Anastassiya	4	-	7	11	1.33	
	2	4	CHUMAK Irina	3	-	8	11	1.00	
	3	6	AKILOVA Natalya	1	2	10	13	0.33	
	3	11	ROSTOVCHSHIKOVA Anastassiya	1	2	8	11	0.33	
	3	10	DANILOVA Regina	1	1	6	8	0.33	
	3	1	GORDEYEVA Yelena	1	1	4	6	0.33	
	3	12	AIZHARIKHOVA Ainagul	1	1	-	2	0.33	
	8	7	RAZORENKOVA Yekaterina	-	1	4	5	0.00	
	8	8	SHENBERGER Irina	-	1	2	3	0.00	
	8	17	MARATOVA Ardak	-	1	2	3	0.00	
	8	15	BATKULDINA Aliya	-	1	-	1	0.00	
		5	RYLOVA Valeriya	-	-	-	-		
		Team Totals			12	11	51	74	4.00

Team	Opponent Errors & Team Faults	17	2
------	-------------------------------	----	---

Timing and Results provided by Tissot



TUE 30 SEP 2014
Start Time: 10:30 / End Time: 11:45

Match No.: 22

Match Statistics

경기 통계

Match Duration: 1h 15m
Spectators: 90

P3

IND vs KAZ


0 3

Teams	Sets	1	2	3	Total
IND	0	20	19	20	59
KAZ	3	25	25	25	75
	Playing Time	23m	23m	23m	1h 09m

First Referee: SUNG Haeyoeun (KOR)

Second Referee: WANG Ziling (CHN)

KAZ - Kazakhstan

Non-Scoring Dig


Rk	No	Name	Digs	Faults	Receptions	Total Attempts	Avg by Set
1	5	RYLOVA Valeriya	6	3	13	22	2.00
2	1	GORDEYEVA Yelena	3	-	6	9	1.00
3	6	AKILOVA Natalya	2	2	10	14	0.67
3	10	DANILOVA Regina	2	-	4	6	0.67
5	15	BATKULDINA Aliya	1	1	3	5	0.33
6	11	ROSTOVCHSHIKOVA Anastassiya	-	1	6	7	0.00
6	7	RAZORENKOVA Yekaterina	-	1	3	4	0.00
6	8	SHENBERGER Irina	-	-	3	3	0.00
6	17	MARATOVA Ardak	-	-	2	2	0.00
6	4	CHUMAK Irina	-	1	1	2	0.00
6	18	KOLOMOYETS Anastassiya	-	-	1	1	0.00
6	12	AIZHARIKHOVA Ainagul	-	-	-	-	-
Team Totals			14	9	52	75	4.67

Non-Scoring Set


Rk	No	Name	Running Sets	Faults	Still Sets	Total Attempts	Avg by Set
1	6	AKILOVA Natalya	23	-	31	54	7.67
2	15	BATKULDINA Aliya	2	1	9	12	0.67
3	5	RYLOVA Valeriya	1	-	5	6	0.33
3	1	GORDEYEVA Yelena	1	-	2	3	0.33
3	4	CHUMAK Irina	1	-	2	3	0.33
3	10	DANILOVA Regina	1	-	1	2	0.33
3	17	MARATOVA Ardak	1	-	-	1	0.33
8	8	SHENBERGER Irina	-	-	3	3	0.00
8	18	KOLOMOYETS Anastassiya	-	-	3	3	0.00
8	11	ROSTOVCHSHIKOVA Anastassiya	-	-	2	2	0.00
7	7	RAZORENKOVA Yekaterina	-	-	-	-	-
12	12	AIZHARIKHOVA Ainagul	-	-	-	-	-
Team Totals			30	1	58	89	10.00

Non-Scoring Reception

Limit
25.00%

Rk	No	Name	Excellents	Faults	Serve Receptions	Total Attempts	Succ %
1	5	RYLOVA Valeriya	8	-	11	19	42.11
1	1	GORDEYEVA Yelena	-	-	8	8	-
11	11	ROSTOVCHSHIKOVA Anastassiya	1	-	4	5	-
17	17	MARATOVA Ardak	1	-	4	5	-
7	7	RAZORENKOVA Yekaterina	-	2	3	5	-
10	10	DANILOVA Regina	3	-	1	4	-
8	8	SHENBERGER Irina	1	-	2	3	-
12	12	AIZHARIKHOVA Ainagul	-	-	1	1	-
4	4	CHUMAK Irina	-	-	-	-	-
6	6	AKILOVA Natalya	-	-	-	-	-
15	15	BATKULDINA Aliya	-	-	-	-	-
18	18	KOLOMOYETS Anastassiya	-	-	-	-	-
Team Totals			14	2	34	50	28.00

LEGEND Avg Average Eff% Efficiency Rk Rank Succ% Success %

Timing and Results provided by Tissot



TUE 30 SEP 2014
Start Time: 19:30 / End Time: 20:48

Match No.: 23

Match Statistics

경기 통계

Match Duration: 1h 18m
Spectators: 1070

P3


KOR vs JPN
3 0

Teams	Sets	1	2	3	Total
KOR	3	25	25	25	75
JPN	0	16	19	16	51
	Playing Time	21m	27m	24m	1h 12m


First Referee: CHUNG Ching Ju (TPE)

Second Referee: FAHAD MOHAMMED Ismael (QAT)


KOR - Republic of Korea

Scoring Spike

Limit
15.00%

Rk	No	Name	Spikes	Faults	Shots	Total Attempts	Eff %
1	10	KIM Yeonkoug	20	3	11	34	50.00
2	13	PARK Jeongah	14	2	16	32	37.50
3	4	KIM Heejin	8	2	8	18	33.33
	14	YANG Hyojin	5	2	6	13	
	12	HAN Songyi	1	1	7	9	
	3	LEE Hyohee	1	-	1	2	
	5	KIM Haeran	-	-	-	-	
	7	LEE Jaeyeong	-	-	-	-	
	8	NAM Jieyoun	-	-	-	-	
	9	LEE Dayeong	-	-	-	-	
	16	BAE Yoona	-	-	-	-	
	19	BAEK Mokhwa	-	-	-	-	
Team Totals			49	10	49	108	36.11

Scoring Block


Rk	No	Name	Kill Blocks	Faults	Rebounds	Total Attempts	Avg by Set
1	12	HAN Songyi	3	1	4	8	1.00
2	10	KIM Yeonkoug	2	2	1	5	0.67
3	4	KIM Heejin	1	4	7	12	0.33
3	13	PARK Jeongah	1	-	3	4	0.33
3	9	LEE Dayeong	1	-	1	2	0.33
6	14	YANG Hyojin	-	2	4	6	0.00
6	3	LEE Hyohee	-	1	2	3	0.00
	5	KIM Haeran	-	-	-	-	
	7	LEE Jaeyeong	-	-	-	-	
	8	NAM Jieyoun	-	-	-	-	
	16	BAE Yoona	-	-	-	-	
	19	BAEK Mokhwa	-	-	-	-	
Team Totals			8	10	22	40	2.67

Scoring Service


Rk	No	Name	Aces	Faults	Serve Hits	Total Attempts	Avg by Set
1	4	KIM Heejin	2	2	16	20	0.67
2	3	LEE Hyohee	-	-	13	13	0.00
2	10	KIM Yeonkoug	-	2	10	12	0.00
2	13	PARK Jeongah	-	-	10	10	0.00
2	12	HAN Songyi	-	1	8	9	0.00
2	14	YANG Hyojin	-	-	4	4	0.00
2	8	NAM Jieyoun	-	1	2	3	0.00
2	19	BAEK Mokhwa	-	2	-	2	0.00
	5	KIM Haeran	-	-	-	-	
	7	LEE Jaeyeong	-	-	-	-	
	9	LEE Dayeong	-	-	-	-	
	16	BAE Yoona	-	-	-	-	
Team Totals			2	8	63	73	0.67

Team
Opponent Errors & Team Faults

Opponent Errors & Team Faults	16	1
-------------------------------	----	---

Timing and Results provided by Tissot



TUE 30 SEP 2014
Start Time: 19:30 / End Time: 20:48

Match No.: 23

Match Statistics

경기 통계

Match Duration: 1h 18m
Spectators: 1070

P3

KOR vs JPN


3 0

Teams	Sets	1	2	3	Total
KOR	3	25	25	25	75
JPN	0	16	19	16	51
	Playing Time	21m	27m	24m	1h 12m

First Referee: CHUNG Ching Ju (TPE)

Second Referee: FAHAD MOHAMMED Ismael (QAT)

KOR - Republic of Korea

Non-Scoring Dig


Rk	No	Name	Digs	Faults	Receptions	Total Attempts	Avg by Set
1	5	KIM Haeran	13	2	11	26	4.33
2	13	PARK Jeongah	6	1	-	7	2.00
3	10	KIM Yeonkoug	5	2	6	13	1.67
4	3	LEE Hyohee	3	1	3	7	1.00
5	12	HAN Songyi	2	1	8	11	0.67
6	8	NAM Jieyoun	1	-	2	3	0.33
6	14	YANG Hyojin	1	-	2	3	0.33
6	9	LEE Dayeong	1	-	-	1	0.33
9	4	KIM Heejin	-	1	2	3	0.00
	7	LEE Jaeyeong	-	-	-	-	-
	16	BAE Yoona	-	-	-	-	-
	19	BAEK Mokhwa	-	-	-	-	-
Team Totals			32	8	34	74	10.67

Non-Scoring Set


Rk	No	Name	Running Sets	Faults	Still Sets	Total Attempts	Avg by Set
1	3	LEE Hyohee	31	1	27	59	10.33
2	9	LEE Dayeong	6	-	3	9	2.00
3	4	KIM Heejin	3	-	4	7	1.00
3	12	HAN Songyi	3	-	3	6	1.00
5	10	KIM Yeonkoug	1	-	8	9	0.33
5	13	PARK Jeongah	1	-	5	6	0.33
5	14	YANG Hyojin	1	-	2	3	0.33
8	5	KIM Haeran	-	-	6	6	0.00
	7	LEE Jaeyeong	-	-	-	-	-
	8	NAM Jieyoun	-	-	-	-	-
	16	BAE Yoona	-	-	-	-	-
	19	BAEK Mokhwa	-	-	-	-	-
Team Totals			46	1	58	105	15.33

Non-Scoring Reception

Limit
25.00%

Rk	No	Name	Excellents	Faults	Serve Receptions	Total Attempts	Succ %
1	12	HAN Songyi	4	1	15	20	20.00
	10	KIM Yeonkoug	6	-	3	9	
	5	KIM Haeran	4	-	4	8	
	8	NAM Jieyoun	1	-	4	5	
	13	PARK Jeongah	2	-	2	4	
	3	LEE Hyohee	-	-	-	-	
	4	KIM Heejin	-	-	-	-	
	7	LEE Jaeyeong	-	-	-	-	
	9	LEE Dayeong	-	-	-	-	
	14	YANG Hyojin	-	-	-	-	
	16	BAE Yoona	-	-	-	-	
	19	BAEK Mokhwa	-	-	-	-	
Team Totals			17	1	28	46	36.96

Timing and Results provided by Tissot



TUE 30 SEP 2014
Start Time: 19:30 / End Time: 20:48

Match No.: 23

Match Statistics

경기 통계

Match Duration: 1h 18m
Spectators: 1070

P3

KOR vs JPN

3 0

Teams	Sets	1	2	3	Total
KOR	3	25	25	25	75
JPN	0	16	19	16	51
	Playing Time	21m	27m	24m	1h 12m

First Referee: CHUNG Ching Ju (TPE)


Second Referee: FAHAD MOHAMMED Ismael (QAT)

JPN - Japan


Scoring Spike

Limit
15.00%

Rk	No	Name	Spikes	Faults	Shots	Total Attempts	Eff %
1	7	TAKAHASHI Saori	7	3	12	22	18.18
2	12	SAKAMOTO Nanaka	12	6	18	36	16.67
2	9	MURANAGA Nao	7	4	7	18	16.67
	10	ITOH Nozomi	1	2	5	8	
	8	OTAKE Riho	1	2	3	6	
	11	INOUE Arisa	1	-	4	5	
	4	SHIMAMURA Haruyo	1	-	3	4	
	2	TASHIRO Kanami	-	1	-	1	
	1	SUZUKI Yuko	-	-	-	-	
	3	NOMOTO Rika	-	-	-	-	
	5	HORIKAWA Mari	-	-	-	-	
	6	TORIGOE Miku	-	-	-	-	
Team Totals			30	18	52	100	12.00

Scoring Block


Rk	No	Name	Kill Blocks	Faults	Rebounds	Total Attempts	Avg by Set
1	9	MURANAGA Nao	2	-	2	4	0.67
2	7	TAKAHASHI Saori	1	1	4	6	0.33
3	10	ITOH Nozomi	-	2	9	11	0.00
3	4	SHIMAMURA Haruyo	-	2	5	7	0.00
3	8	OTAKE Riho	-	4	2	6	0.00
3	2	TASHIRO Kanami	-	2	1	3	0.00
3	12	SAKAMOTO Nanaka	-	2	1	3	0.00
3	11	INOUE Arisa	-	-	2	2	0.00
	1	SUZUKI Yuko	-	-	-	-	
	3	NOMOTO Rika	-	-	-	-	
	5	HORIKAWA Mari	-	-	-	-	
	6	TORIGOE Miku	-	-	-	-	
Team Totals			3	13	26	42	1.00

Scoring Service


Rk	No	Name	Aces	Faults	Serve Hits	Total Attempts	Avg by Set
1	9	MURANAGA Nao	1	-	9	10	0.33
2	12	SAKAMOTO Nanaka	-	1	11	12	0.00
2	2	TASHIRO Kanami	-	-	9	9	0.00
2	4	SHIMAMURA Haruyo	-	1	5	6	0.00
2	7	TAKAHASHI Saori	-	1	5	6	0.00
2	5	HORIKAWA Mari	-	-	3	3	0.00
2	8	OTAKE Riho	-	1	2	3	0.00
2	10	ITOH Nozomi	-	2	1	3	0.00
2	11	INOUE Arisa	-	-	1	1	0.00
	1	SUZUKI Yuko	-	-	-	-	
	3	NOMOTO Rika	-	-	-	-	
	6	TORIGOE Miku	-	-	-	-	
Team Totals			1	6	46	53	0.33

Team

Opponent Errors & Team Faults	17
-------------------------------	----

Timing and Results provided by Tissot



TUE 30 SEP 2014
Start Time: 19:30 / End Time: 20:48

Match No.: 23

Match Statistics

경기 통계

Match Duration: 1h 18m
Spectators: 1070

P3

KOR vs JPN


3 0

Teams	Sets	1	2	3	Total
KOR	3	25	25	25	75
JPN	0	16	19	16	51
	Playing Time	21m	27m	24m	1h 12m


First Referee: CHUNG Ching Ju (TPE)

Second Referee: FAHAD MOHAMMED Ismael (QAT)

JPN - Japan

Non-Scoring Dig


Rk	No	Name	Digs	Faults	Receptions	Total Attempts	Avg by Set
1	9	MURANAGA Nao	7	3	6	16	2.33
2	6	TORIGOE Miku	3	7	7	17	1.00
2	2	TASHIRO Kanami	3	4	8	15	1.00
4	12	SAKAMOTO Nanaka	2	1	8	11	0.67
4	7	TAKAHASHI Saori	2	3	4	9	0.67
6	10	ITOH Nozomi	-	-	1	1	0.00
6	11	INOUE Arisa	-	-	1	1	0.00
6	8	OTAKE Riho	-	1	-	1	0.00
	1	SUZUKI Yuko	-	-	-	-	-
	3	NOMOTO Rika	-	-	-	-	-
	4	SHIMAMURA Haruyo	-	-	-	-	-
	5	HORIKAWA Mari	-	-	-	-	-
Team Totals			17	19	35	71	5.67

Non-Scoring Set


Rk	No	Name	Running Sets	Faults	Still Sets	Total Attempts	Avg by Set
1	2	TASHIRO Kanami	26	1	52	79	8.67
2	6	TORIGOE Miku	2	-	4	6	0.67
3	1	SUZUKI Yuko	1	-	3	4	0.33
3	5	HORIKAWA Mari	1	-	-	1	0.33
5	12	SAKAMOTO Nanaka	-	-	4	4	0.00
5	7	TAKAHASHI Saori	-	-	3	3	0.00
5	9	MURANAGA Nao	-	-	3	3	0.00
	3	NOMOTO Rika	-	-	-	-	-
	4	SHIMAMURA Haruyo	-	-	-	-	-
	8	OTAKE Riho	-	-	-	-	-
	10	ITOH Nozomi	-	-	-	-	-
	11	INOUE Arisa	-	-	-	-	-
Team Totals			30	1	69	100	10.00

Non-Scoring Reception

Limit
25.00%

Rk	No	Name	Excellents	Faults	Serve Receptions	Total Attempts	Succ %
1	6	TORIGOE Miku	8	-	8	16	50.00
2	7	TAKAHASHI Saori	6	-	8	14	42.86
3	9	MURANAGA Nao	10	1	16	27	37.04
	12	SAKAMOTO Nanaka	1	1	2	4	
	8	OTAKE Riho	1	-	-	1	
	1	SUZUKI Yuko	-	-	-	-	
	2	TASHIRO Kanami	-	-	-	-	
	3	NOMOTO Rika	-	-	-	-	
	4	SHIMAMURA Haruyo	-	-	-	-	
	5	HORIKAWA Mari	-	-	-	-	
	10	ITOH Nozomi	-	-	-	-	
	11	INOUE Arisa	-	-	-	-	
Team Totals			26	2	34	62	41.94

LEGEND

Avg Average Eff% Efficiency Rk Rank Succ% Success %

Timing and Results provided by Tissot



TUE 30 SEP 2014
Start Time: 16:30 / End Time: 17:38

Match No.: 24

Match Statistics

경기 통계

Match Duration: 1h 08m
Spectators: 210

P3


HKG vs TPE
0 3


Teams	Sets	1	2	3	Total
HKG	0	18	14	9	41
TPE	3	25	25	25	75
Playing Time		22m	22m	18m	1h 02m


First Referee: JEON Younga (KOR)

Second Referee: PIMTHONGKHONBURI Sasiprapa (THA)

HKG - Hong Kong, China

Scoring Spike	Rk	No	Name	Spikes	Faults	Shots	Total Attempts	Eff %	
	1	12	LAW Ho Fung Thyllis	7	3	9	19	21.05	
	2	8	KOO Yung Yung	2	1	11	14	7.14	
		1	LAM Mei	1	4	8	13		
		7	YEUNG Sau Mei	3	4	6	13		
		4	FONG Sze Man	3	2	6	11		
		9	LO Ka Yan	3	2	5	10		
		5	TSANG Sze Nga	2	1	3	6		
		14	LAM Yee Ting	-	-	3	3		
		18	IP Hoi Lun Helen	-	1	1	2		
		10	FUNG Tsz Yan	-	-	1	1		
		11	LEE Pui Shan	-	-	-	-		
		16	TSUI Ka Yee	-	-	-	-		
	Limit								
	15.00%								
	Team Totals				21	18	53	92	3.26

Scoring Block	Rk	No	Name	Kill Blocks	Faults	Rebounds	Total Attempts	Avg by Set	
	1	18	IP Hoi Lun Helen	2	1	3	6	0.67	
	2	8	KOO Yung Yung	1	1	2	4	0.33	
	2	9	LO Ka Yan	1	1	2	4	0.33	
	2	14	LAM Yee Ting	1	-	1	2	0.33	
	5	4	FONG Sze Man	-	3	3	6	0.00	
	5	12	LAW Ho Fung Thyllis	-	-	4	4	0.00	
	5	7	YEUNG Sau Mei	-	-	3	3	0.00	
	5	1	LAM Mei	-	-	2	2	0.00	
	5	10	FUNG Tsz Yan	-	-	2	2	0.00	
	5	5	TSANG Sze Nga	-	1	1	2	0.00	
		11	LEE Pui Shan	-	-	-	-		
		16	TSUI Ka Yee	-	-	-	-		
	Team Totals				5	7	23	35	1.67

Scoring Service	Rk	No	Name	Aces	Faults	Serve Hits	Total Attempts	Avg by Set	
	1	5	TSANG Sze Nga	1	-	3	4	0.33	
	1	10	FUNG Tsz Yan	1	-	2	3	0.33	
	3	18	IP Hoi Lun Helen	-	1	6	7	0.00	
	3	1	LAM Mei	-	-	5	5	0.00	
	3	12	LAW Ho Fung Thyllis	-	-	5	5	0.00	
	3	14	LAM Yee Ting	-	1	4	5	0.00	
	3	8	KOO Yung Yung	-	1	3	4	0.00	
	3	4	FONG Sze Man	-	-	3	3	0.00	
	3	7	YEUNG Sau Mei	-	-	3	3	0.00	
	3	9	LO Ka Yan	-	-	2	2	0.00	
		11	LEE Pui Shan	-	-	-	-		
		16	TSUI Ka Yee	-	-	-	-		
	Team Totals				2	3	36	41	0.67

Team	Opponent Errors & Team Faults	13
------	-------------------------------	----

Timing and Results provided by Tissot



TUE 30 SEP 2014
Start Time: 16:30 / End Time: 17:38

Match No.: 24

Match Statistics

경기 통계

Match Duration: 1h 08m
Spectators: 210

P3


HKG vs TPE
0 3


Teams	Sets	1	2	3	Total
HKG	0	18	14	9	41
TPE	3	25	25	25	75
Playing Time		22m	22m	18m	1h 02m


First Referee: JEON Younga (KOR)

Second Referee: PIMTHONGKHONBURI Sasiprapa (THA)

HKG - Hong Kong, China

Non-Scoring Dig	Rk	No	Name	Digs	Faults	Receptions	Total Attempts	Avg by Set
	1	16	TSUI Ka Yee	3	2	11	16	1.00
	2	10	FUNG Tsz Yan	2	3	3	8	0.67
	3	14	LAM Yee Ting	1	2	8	11	0.33
	3	1	LAM Mei	1	2	2	5	0.33
	3	5	TSANG Sze Nga	1	-	1	2	0.33
	6	12	LAW Ho Fung Thyllis	-	4	6	10	0.00
	6	8	KOO Yung Yung	-	1	5	6	0.00
	6	4	FONG Sze Man	-	-	4	4	0.00
	6	7	YEUNG Sau Mei	-	-	4	4	0.00
	6	9	LO Ka Yan	-	-	1	1	0.00
	6	11	LEE Pui Shan	-	-	1	1	0.00
	6	18	IP Hoi Lun Helen	-	-	1	1	0.00
	Team Totals				8	14	47	69

Non-Scoring Set	Rk	No	Name	Running Sets	Faults	Still Sets	Total Attempts	Avg by Set
	1	14	LAM Yee Ting	9	1	35	45	3.00
	2	10	FUNG Tsz Yan	6	4	12	22	2.00
	3	16	TSUI Ka Yee	2	1	11	14	0.67
	4	1	LAM Mei	1	-	2	3	0.33
	4	7	YEUNG Sau Mei	1	-	1	2	0.33
	4	8	KOO Yung Yung	1	-	-	1	0.33
	7	4	FONG Sze Man	-	-	2	2	0.00
	7	12	LAW Ho Fung Thyllis	-	-	2	2	0.00
	7	18	IP Hoi Lun Helen	-	-	2	2	0.00
	7	5	TSANG Sze Nga	-	1	1	2	0.00
	9	LO Ka Yan	-	-	-	-	-	-
	11	LEE Pui Shan	-	-	-	-	-	-
	Team Totals				20	7	68	95

Non-Scoring Reception	Rk	No	Name	Excellents	Faults	Serve Receptions	Total Attempts	Succ %	
	1	12	LAW Ho Fung Thyllis	8	3	12	23	34.78	
	2	16	TSUI Ka Yee	6	2	15	23	26.09	
		1	LAM Mei	1	1	7	9		
		4	FONG Sze Man	1	1	6	8		
		7	YEUNG Sau Mei	1	1	1	3		
		11	LEE Pui Shan	-	-	2	2		
		9	LO Ka Yan	-	-	1	1		
		5	TSANG Sze Nga	-	-	-	-		
		8	KOO Yung Yung	-	-	-	-		
		10	FUNG Tsz Yan	-	-	-	-		
		14	LAM Yee Ting	-	-	-	-		
		18	IP Hoi Lun Helen	-	-	-	-		
	Limit								
25.00%	Team Totals				17	8	44	69	24.64

Timing and Results provided by Tissot



TUE 30 SEP 2014
Start Time: 16:30 / End Time: 17:38

Match No.: 24

Match Statistics

경기 통계

Match Duration: 1h 08m
Spectators: 210

P3


HKG vs TPE
0 3


Teams	Sets	1	2	3	Total
HKG	0	18	14	9	41
TPE	3	25	25	25	75
	Playing Time	22m	22m	18m	1h 02m


First Referee: JEON Younga (KOR)

Second Referee: PIMTHONGKHONBURI Sasiprapa (THA)

TPE - Chinese Taipei

Scoring Spike	Rk	No	Name	Spikes	Faults	Shots	Total Attempts	Eff %
	1	11	CHEN Wan Ting	10	2	14	26	30.77
	2	15	LEE Tzu Ying	7	2	8	17	29.41
		18	CHEN Tzu Ya	2	2	10	14	
		5	CHEN Yi Ju	6	-	7	13	
		16	TSENG Wan Ling	5	1	3	9	
		13	WEN I Tzu	2	3	3	8	
		17	CHANG Chen Yin	2	3	1	6	
		9	CHANG Li Wen	2	-	2	4	
		8	YANG Yi Chen	3	-	-	3	
		3	CHANG Yu Chia	-	-	-	-	
		6	HO Yen Chih	-	-	-	-	
		12	YANG Meng Hua	-	-	-	-	
Limit 15.00%	Team Totals			39	13	48	100	26.00

Scoring Block	Rk	No	Name	Kill Blocks	Faults	Rebounds	Total Attempts	Avg by Set
	1	13	WEN I Tzu	1	2	2	5	0.33
	1	11	CHEN Wan Ting	1	-	2	3	0.33
	1	18	CHEN Tzu Ya	1	-	-	1	0.33
	4	16	TSENG Wan Ling	-	1	8	9	0.00
	4	5	CHEN Yi Ju	-	3	3	6	0.00
	4	8	YANG Yi Chen	-	4	1	5	0.00
	4	15	LEE Tzu Ying	-	1	-	1	0.00
		3	CHANG Yu Chia	-	-	-	-	
		6	HO Yen Chih	-	-	-	-	
		9	CHANG Li Wen	-	-	-	-	
		12	YANG Meng Hua	-	-	-	-	
		17	CHANG Chen Yin	-	-	-	-	
	Team Totals			3	11	16	30	1.00

Scoring Service	Rk	No	Name	Aces	Faults	Serve Hits	Total Attempts	Avg by Set
	1	8	YANG Yi Chen	2	-	17	19	0.67
	1	5	CHEN Yi Ju	2	-	8	10	0.67
	1	11	CHEN Wan Ting	2	1	5	8	0.67
	4	18	CHEN Tzu Ya	1	1	15	17	0.33
	4	15	LEE Tzu Ying	1	-	11	12	0.33
	6	13	WEN I Tzu	-	1	5	6	0.00
	6	16	TSENG Wan Ling	-	-	2	2	0.00
	6	17	CHANG Chen Yin	-	-	1	1	0.00
		3	CHANG Yu Chia	-	-	-	-	
		6	HO Yen Chih	-	-	-	-	
		9	CHANG Li Wen	-	-	-	-	
		12	YANG Meng Hua	-	-	-	-	
	Team Totals			8	3	64	75	2.67

Team	Opponent Errors & Team Faults	25	2

Timing and Results provided by Tissot



TUE 30 SEP 2014
Start Time: 16:30 / End Time: 17:38

Match No.: 24

Match Statistics

경기 통계

Match Duration: 1h 08m
Spectators: 210

P3


HKG vs TPE
0 3


Teams	Sets	1	2	3	Total
HKG	0	18	14	9	41
TPE	3	25	25	25	75
	Playing Time	22m	22m	18m	1h 02m


First Referee: JEON Younga (KOR)

Second Referee: PIMTHONGKHONBURI Sasiprapa (THA)

TPE - Chinese Taipei

Non-Scoring Dig	Rk	No	Name	Digs	Faults	Receptions	Total Attempts	Avg by Set	
	1	12	YANG Meng Hua	8	-	12	20	2.67	
	2	11	CHEN Wan Ting	5	-	9	14	1.67	
	3	8	YANG Yi Chen	3	1	5	9	1.00	
	4	15	LEE Tzu Ying	2	1	7	10	0.67	
	4	18	CHEN Tzu Ya	2	1	5	8	0.67	
	6	13	WEN I Tzu	1	-	1	2	0.33	
	6	17	CHANG Chen Yin	1	-	-	1	0.33	
	8	16	TSENG Wan Ling	-	-	3	3	0.00	
	8	5	CHEN Yi Ju	-	-	2	2	0.00	
	8	9	CHANG Li Wen	-	1	-	1	0.00	
		3	CHANG Yu Chia	-	-	-	-	-	-
		6	HO Yen Chih	-	-	-	-	-	-
	Team Totals				22	4	44	70	7.33

Non-Scoring Set	Rk	No	Name	Running Sets	Faults	Still Sets	Total Attempts	Avg by Set
	1	8	YANG Yi Chen	31	-	51	82	10.33
	2	12	YANG Meng Hua	2	-	3	5	0.67
	3	13	WEN I Tzu	1	-	1	2	0.33
	3	16	TSENG Wan Ling	1	-	-	1	0.33
	5	11	CHEN Wan Ting	-	-	2	2	0.00
	5	15	LEE Tzu Ying	-	-	1	1	0.00
		3	CHANG Yu Chia	-	-	-	-	-
		5	CHEN Yi Ju	-	-	-	-	-
		6	HO Yen Chih	-	-	-	-	-
		9	CHANG Li Wen	-	-	-	-	-
		17	CHANG Chen Yin	-	-	-	-	-
		18	CHEN Tzu Ya	-	-	-	-	-
	Team Totals				35		58	93

Non-Scoring Reception	Rk	No	Name	Excellents	Faults	Serve Receptions	Total Attempts	Succ %
	1	12	YANG Meng Hua	10	1	11	22	45.45
		15	LEE Tzu Ying	5	-	4	9	
		18	CHEN Tzu Ya	3	-	1	4	
		17	CHANG Chen Yin	-	-	2	2	
		3	CHANG Yu Chia	-	-	-	-	
		5	CHEN Yi Ju	-	-	-	-	
		6	HO Yen Chih	-	-	-	-	
		8	YANG Yi Chen	-	-	-	-	
		9	CHANG Li Wen	-	-	-	-	
		11	CHEN Wan Ting	-	-	-	-	
		13	WEN I Tzu	-	-	-	-	
		16	TSENG Wan Ling	-	-	-	-	
	Team Totals				18	1	18	37

LEGEND		Eff%		Rk		Succ%	
Avg	Average	Eff%	Efficiency	Rk	Rank	Succ%	Success %

Timing and Results provided by Tissot



TUE 30 SEP 2014
Start Time: 13:30 / End Time: 15:16

Match No.: 25

Match Statistics

경기 통계

Match Duration: 1h 46m
Spectators: 380

P3


CHN vs THA
3 1

Teams	Sets	1	2	3	4	Total
CHN	3	19	25	25	25	94
THA	1	25	23	15	19	82
Playing Time		23m	28m	23m	23m	1h 37m


First Referee: LEE Heung Fai (HKG)

Second Referee: ALATEEQ Abdullatif Hamoud M (KSA)


CHN - China

Scoring Spike

Limit 15.00%

Rk	No	Name	Spikes	Faults	Shots	Total Attempts	Eff %
1	6	YAN Ni	11	1	7	19	52.63
2	8	ZHANG Changning	19	5	19	43	32.56
3	11	LIU Yanhan	9	4	19	32	15.63
	10	ZHANG Xiaoya	9	1	5	15	
	5	DING Xia	3	-	2	5	
	9	LI Jing	-	-	4	4	
	3	YIN Na	1	-	1	2	
	1	QIAO Ting	-	-	-	-	
	2	YAO di	-	-	-	-	
	4	WANG Qian	-	-	-	-	
	12	HUANG Liuyan	-	-	-	-	
	13	WANG Qi	-	-	-	-	
Team Totals			52	11	57	120	34.17

Scoring Block


Rk	No	Name	Kill Blocks	Faults	Rebounds	Total Attempts	Avg by Set
1	6	YAN Ni	4	4	7	15	1.00
2	10	ZHANG Xiaoya	3	-	5	8	0.75
3	5	DING Xia	2	7	6	15	0.50
4	8	ZHANG Changning	1	3	4	8	0.25
4	11	LIU Yanhan	1	-	3	4	0.25
4	9	LI Jing	1	1	1	3	0.25
7	3	YIN Na	-	3	4	7	0.00
7	2	YAO di	-	-	1	1	0.00
	1	QIAO Ting	-	-	-	-	
	4	WANG Qian	-	-	-	-	
	12	HUANG Liuyan	-	-	-	-	
	13	WANG Qi	-	-	-	-	
Team Totals			12	18	31	61	3.00

Scoring Service


Rk	No	Name	Aces	Faults	Serve Hits	Total Attempts	Avg by Set
1	10	ZHANG Xiaoya	1	1	17	19	0.25
1	9	LI Jing	1	1	4	6	0.25
3	8	ZHANG Changning	-	4	12	16	0.00
3	5	DING Xia	-	2	12	14	0.00
3	6	YAN Ni	-	3	11	14	0.00
3	11	LIU Yanhan	-	1	11	12	0.00
3	3	YIN Na	-	1	8	9	0.00
3	13	WANG Qi	-	-	2	2	0.00
3	2	YAO di	-	-	1	1	0.00
	1	QIAO Ting	-	-	-	-	
	4	WANG Qian	-	-	-	-	
	12	HUANG Liuyan	-	-	-	-	
Team Totals			2	13	78	93	0.50

Team

Opponent Errors & Team Faults	28	3
-------------------------------	----	---

Timing and Results provided by Tissot



TUE 30 SEP 2014
Start Time: 13:30 / End Time: 15:16

Match No.: 25

Match Statistics

경기 통계

Match Duration: 1h 46m
Spectators: 380

P3

CHN vs THA


3 1

Teams	Sets	1	2	3	4	Total
CHN	3	19	25	25	25	94
THA	1	25	23	15	19	82
Playing Time		23m	28m	23m	23m	1h 37m


First Referee: LEE Heung Fai (HKG)

Second Referee: ALATEEQ Abdullatif Hamoud M (KSA)

CHN - China

Non-Scoring Dig


Rk	No	Name	Digs	Faults	Receptions	Total Attempts	Avg by Set
1	4	WANG Qian	9	3	2	14	2.25
2	11	LIU Yanhan	4	-	5	9	1.00
2	10	ZHANG Xiaoya	4	2	1	7	1.00
4	8	ZHANG Changning	3	1	8	12	0.75
4	3	YIN Na	3	1	7	11	0.75
4	5	DING Xia	3	2	2	7	0.75
7	6	YAN Ni	2	1	5	8	0.50
8	9	LI Jing	-	-	1	1	0.00
8	13	WANG Qi	-	-	1	1	0.00
	1	QIAO Ting	-	-	-	-	-
	2	YAO di	-	-	-	-	-
	12	HUANG Liuyan	-	-	-	-	-
Team Totals			28	10	32	70	7.00

Non-Scoring Set


Rk	No	Name	Running Sets	Faults	Still Sets	Total Attempts	Avg by Set
1	5	DING Xia	35	-	51	86	8.75
2	2	YAO di	5	-	1	6	1.25
3	4	WANG Qian	3	-	4	7	0.75
4	3	YIN Na	2	-	7	9	0.50
5	6	YAN Ni	1	-	1	2	0.25
6	8	ZHANG Changning	-	-	2	2	0.00
6	10	ZHANG Xiaoya	-	-	2	2	0.00
	1	QIAO Ting	-	-	-	-	-
	9	LI Jing	-	-	-	-	-
	11	LIU Yanhan	-	-	-	-	-
	12	HUANG Liuyan	-	-	-	-	-
	13	WANG Qi	-	-	-	-	-
Team Totals			46		68	114	11.50

Non-Scoring Reception

Limit
25.00%

Rk	No	Name	Excellents	Faults	Serve Receptions	Total Attempts	Succ %
1	3	YIN Na	9	4	14	27	33.33
	4	WANG Qian	10	-	4	14	
	8	ZHANG Changning	2	1	7	10	
	11	LIU Yanhan	3	-	5	8	
	10	ZHANG Xiaoya	1	-	4	5	
	6	YAN Ni	1	-	2	3	
	1	QIAO Ting	-	-	-	-	
	2	YAO di	-	-	-	-	
	5	DING Xia	-	-	-	-	
	9	LI Jing	-	-	-	-	
	12	HUANG Liuyan	-	-	-	-	
	13	WANG Qi	-	-	-	-	
Team Totals			26	5	36	67	38.81



TUE 30 SEP 2014
Start Time: 13:30 / End Time: 15:16

Match No.: 25

Match Statistics

경기 통계

Match Duration: 1h 46m
Spectators: 380

P3


CHN vs THA
3 1

Teams	Sets	1	2	3	4	Total
CHN	3	19	25	25	25	94
THA	1	25	23	15	19	82
Playing Time		23m	28m	23m	23m	1h 37m


First Referee: LEE Heung Fai (HKG)

Second Referee: ALATEEQ Abdullatif Hamoud M (KSA)


THA - Thailand

Scoring Spike

Limit
15.00%

Rk	No	Name	Spikes	Faults	Shots	Total Attempts	Eff %
1	10	APINYAPONG Wilavan	16	7	12	35	25.71
2	15	KANTHONG Malika	7	3	10	20	20.00
3	6	SITTIRAK Onuma	13	9	23	45	8.89
	5	THINKAOW Pleumjit	8	-	8	16	
	4	NUEKJANG Thatdao	2	1	5	8	
	3	PHANUSIT Em Orn	4	-	1	5	
	13	TOMKOM Nootsara	-	-	1	1	
	17	KAMULTHALA Kaewkalaya	-	-	1	1	
	2	PANNOY Piyanut	-	-	-	-	
	9	PINSUWAN Khatthalee	-	-	-	-	
	12	CHAI SRI Tapaphaipun	-	-	-	-	
	19	PANKAEW Parinya	-	-	-	-	
Team Totals			50	20	61	131	22.90

Scoring Block


Rk	No	Name	Kill Blocks	Faults	Rebounds	Total Attempts	Avg by Set
1	4	NUEKJANG Thatdao	1	2	7	10	0.25
1	5	THINKAOW Pleumjit	1	3	3	7	0.25
1	13	TOMKOM Nootsara	1	1	1	3	0.25
4	15	KANTHONG Malika	-	5	6	11	0.00
4	10	APINYAPONG Wilavan	-	3	1	4	0.00
4	6	SITTIRAK Onuma	-	1	2	3	0.00
4	3	PHANUSIT Em Orn	-	1	-	1	0.00
	2	PANNOY Piyanut	-	-	-	-	
	9	PINSUWAN Khatthalee	-	-	-	-	
	12	CHAI SRI Tapaphaipun	-	-	-	-	
	17	KAMULTHALA Kaewkalaya	-	-	-	-	
	19	PANKAEW Parinya	-	-	-	-	
Team Totals			3	16	20	39	0.75

Scoring Service


Rk	No	Name	Aces	Faults	Serve Hits	Total Attempts	Avg by Set
1	3	PHANUSIT Em Orn	2	1	3	6	0.50
2	6	SITTIRAK Onuma	1	2	13	16	0.25
2	5	THINKAOW Pleumjit	1	2	11	14	0.25
2	4	NUEKJANG Thatdao	1	2	5	8	0.25
5	13	TOMKOM Nootsara	-	2	13	15	0.00
5	10	APINYAPONG Wilavan	-	-	9	9	0.00
5	19	PANKAEW Parinya	-	1	5	6	0.00
5	15	KANTHONG Malika	-	4	2	6	0.00
5	17	KAMULTHALA Kaewkalaya	-	1	2	3	0.00
	2	PANNOY Piyanut	-	-	-	-	
	9	PINSUWAN Khatthalee	-	-	-	-	
	12	CHAI SRI Tapaphaipun	-	-	-	-	
Team Totals			5	15	63	83	1.25

Team
Opponent Errors & Team Faults

24	3
----	---

Timing and Results provided by Tissot



TUE 30 SEP 2014
Start Time: 13:30 / End Time: 15:16

Match No.: 25

Match Statistics

경기 통계

Match Duration: 1h 46m
Spectators: 380

P3

CHN vs THA

3 1

Teams	Sets	1	2	3	4	Total
CHN	3	19	25	25	25	94
THA	1	25	23	15	19	82
Playing Time		23m	28m	23m	23m	1h 37m


First Referee: LEE Heung Fai (HKG)

Second Referee: ALATEEQ Abdullatif Hamoud M (KSA)

THA - Thailand

Non-Scoring Dig	Rk	No	Name	Digs	Faults	Receptions	Total Attempts	Avg by Set	
	1	10	APINYAPONG Wilavan	8	4	6	18	2.00	
	1	12	CHAISRI Tapaphaipun	8	1	6	15	2.00	
	3	6	SITTIRAK Onuma	7	4	5	16	1.75	
	4	15	KANTHONG Malika	3	3	6	12	0.75	
	5	13	TOMKOM Nootsara	1	1	9	11	0.25	
	5	5	THINKAOW Pleumjit	1	-	3	4	0.25	
	7	4	NUEKJANG Thatdao	-	-	2	2	0.00	
	7	19	PANKAEW Parinya	-	1	-	1	0.00	
		2	PANNOY Piyanut	-	-	-	-	-	
		3	PHANUSIT Em Orn	-	-	-	-	-	
		9	PINSUWAN Khatthalee	-	-	-	-	-	
		17	KAMULTHALA Kaewkalaya	-	-	-	-	-	
	Team Totals				28	14	37	79	7.00

Non-Scoring Set	Rk	No	Name	Running Sets	Faults	Still Sets	Total Attempts	Avg by Set	
	1	13	TOMKOM Nootsara	38	1	61	100	9.50	
	2	19	PANKAEW Parinya	5	-	2	7	1.25	
	3	10	APINYAPONG Wilavan	3	-	1	4	0.75	
	4	12	CHAISRI Tapaphaipun	1	1	6	8	0.25	
	4	15	KANTHONG Malika	1	-	4	5	0.25	
	4	6	SITTIRAK Onuma	1	-	1	2	0.25	
	4	3	PHANUSIT Em Orn	1	-	-	1	0.25	
	8	4	NUEKJANG Thatdao	-	-	1	1	0.00	
	8	5	THINKAOW Pleumjit	-	-	1	1	0.00	
		2	PANNOY Piyanut	-	-	-	-	-	
		9	PINSUWAN Khatthalee	-	-	-	-	-	
		17	KAMULTHALA Kaewkalaya	-	-	-	-	-	
	Team Totals				50	2	77	129	12.50

Non-Scoring Reception	Rk	No	Name	Excellents	Faults	Serve Receptions	Total Attempts	Succ %	
	1	12	CHAISRI Tapaphaipun	10	-	9	19	52.63	
	2	10	APINYAPONG Wilavan	7	1	19	27	25.93	
	3	15	KANTHONG Malika	6	1	17	24	25.00	
		6	SITTIRAK Onuma	2	-	5	7	-	
		3	PHANUSIT Em Orn	1	-	1	2	-	
		2	PANNOY Piyanut	-	-	-	-	-	
		4	NUEKJANG Thatdao	-	-	-	-	-	
		5	THINKAOW Pleumjit	-	-	-	-	-	
		9	PINSUWAN Khatthalee	-	-	-	-	-	
		13	TOMKOM Nootsara	-	-	-	-	-	
		17	KAMULTHALA Kaewkalaya	-	-	-	-	-	
		19	PANKAEW Parinya	-	-	-	-	-	
	Team Totals				26	2	51	79	32.91

LEGEND

Avg Average Eff% Efficiency Rk Rank Succ% Success %

Timing and Results provided by Tissot



Results Table - Final Round


결과표 - 최종 라운드

As of TUE 30 SEP 2014 at 20:54

P4

Match	Phase	Date	Teams	Sets	Points per Set					Total Points	Match Duration	Spectators
					1	2	3	4	5			
17	Quarter-final Qualification	26 SEP	IND vs MDV	3 - 0	25 - 12	25 - 7	25 - 11			75 - 30	1h 00m	280
18	Quarterfinals	27 SEP	KOR vs HKG	3 - 0	25 - 13	25 - 15	25 - 11			75 - 39	1h 10m	2,600
19	Quarterfinals	27 SEP	CHN vs IND	3 - 0	25 - 11	25 - 12	25 - 10			75 - 33	1h 01m	1,500
20	Quarterfinals	27 SEP	THA vs KAZ	3 - 0	25 - 10	25 - 10	25 - 10			75 - 30	1h 01m	1,400
21	Quarterfinals	27 SEP	TPE vs JPN	0 - 3	21 - 25	17 - 25	16 - 25			54 - 75	1h 18m	400
22	Semifinal 5th-8th	30 SEP	IND vs KAZ	0 - 3	20 - 25	19 - 25	20 - 25			59 - 75	1h 15m	90
25	Semifinal 1st-4th	30 SEP	CHN vs THA	3 - 1	19 - 25	25 - 23	25 - 15	25 - 19		94 - 82	1h 46m	380
24	Semifinal 5th-8th	30 SEP	HKG vs TPE	0 - 3	18 - 25	14 - 25	9 - 25			41 - 75	1h 08m	210
23	Semifinal 1st-4th	30 SEP	KOR vs JPN	3 - 0	25 - 16	25 - 19	25 - 16			75 - 51	1h 18m	1,070
26	Classification 7-8		IND vs HKG									
28	Bronze Medal Match	2 OCT	JPN vs THA									
27	Classification 5-6	2 OCT	KAZ vs TPE									
29	Gold Medal Match	2 OCT	KOR vs CHN									

Statistics of	Average match duration	Average spectators	Total spectators
Preliminary Round	1h 12m	1,116	17,856
Final Round	1h 13m	881	7,930
Tournament	1h 12m	1,031	25,786



Timing and Results provided by Tissot





Teams Ranking by Skills


스킬별 팀 순위

As of TUE 30 SEP 2014 at 20:54

P6

Scoring Spike	Rk	Name	Spikes	Faults	Shots	Total Attempts	Eff %
	1	CHN - China	256	48	194	498	41.77
	2	KOR - Republic of Korea	209	46	209	464	35.13
	3	THA - Thailand	253	74	252	579	30.92
	4	TPE - Chinese Taipei	230	73	246	549	28.60
	5	JPN - Japan	177	79	268	524	18.70
	6	KAZ - Kazakhstan	173	81	277	531	17.33
	7	IND - India	143	101	267	511	8.22
	8	HKG - Hong Kong, China	145	114	284	543	5.71
	NR	MDV - Maldives	38	84	156	278	0.00
	Tournament Totals			1624	700	2153	4477

Scoring Block	Rk	Name	Kill Blocks	Faults	Rebounds	Total Attempts	Avg by Set
	1	CHN - China	59	62	120	241	3.11
	2	KOR - Republic of Korea	44	60	85	189	2.93
	3	KAZ - Kazakhstan	49	74	110	233	2.58
	4	JPN - Japan	35	63	113	211	2.19
	5	HKG - Hong Kong, China	26	56	89	171	1.37
	6	THA - Thailand	21	75	113	209	1.24
	7	TPE - Chinese Taipei	21	47	79	147	1.17
	8	IND - India	17	55	76	148	0.94
	NR	MDV - Maldives	4	25	19	48	0.27
	Tournament Totals			276	517	804	1597

Scoring Service	Rk	Name	Aces	Faults	Serve Hits	Total Attempts	Avg by Set
	1	TPE - Chinese Taipei	59	48	313	420	3.28
	2	CHN - China	48	43	373	464	2.53
	3	KAZ - Kazakhstan	43	42	279	364	2.26
	4	KOR - Republic of Korea	32	34	299	365	2.13
	5	JPN - Japan	23	33	280	336	1.44
	6	THA - Thailand	22	51	320	393	1.29
	7	HKG - Hong Kong, China	23	41	246	310	1.21
	8	IND - India	17	32	224	273	0.94
	NR	MDV - Maldives	6	25	97	128	0.40
	Tournament Totals			273	349	2431	3053





Teams Ranking by Skills


스킬별 팀 순위

As of TUE 30 SEP 2014 at 20:54

P6

Non-Scoring Dig	Rk	Name	Digs	Faults	Receptions	Total Attempts	Avg by Set
	1	KOR - Republic of Korea	68	36	214	318	4.53
	2	TPE - Chinese Taipei	76	42	272	390	4.22
	3	CHN - China	70	43	221	334	3.68
	4	JPN - Japan	53	70	249	372	3.31
	5	THA - Thailand	52	43	276	371	3.06
	6	HKG - Hong Kong, China	47	74	269	390	2.47
	7	KAZ - Kazakhstan	35	68	300	403	1.84
	8	IND - India	27	68	275	370	1.50
	NR	MDV - Maldives	7	64	121	192	0.47
Tournament Totals			435	508	2197	3140	5.58

Non-Scoring Set	Rk	Name	Running Sets	Faults	Still Sets	Total Attempts	Avg by Set
	1	THA - Thailand	237	3	300	540	13.94
	2	KOR - Republic of Korea	184	6	245	435	12.27
	3	CHN - China	232	3	231	466	12.21
	4	TPE - Chinese Taipei	207	10	305	522	11.50
	5	JPN - Japan	165	2	338	505	10.31
	6	KAZ - Kazakhstan	150	10	326	486	7.89
	7	IND - India	127	11	356	494	7.06
	8	HKG - Hong Kong, China	124	14	383	521	6.53
	NR	MDV - Maldives	35	10	236	281	2.33
Tournament Totals			1461	69	2720	4250	18.73

Non-Scoring Reception	Rk	Name	Excellents	Faults	Serve Receptions	Total Attempts	Succ %
	1	KOR - Republic of Korea	95	8	101	204	46.57
	2	JPN - Japan	104	13	159	276	37.68
	3	CHN - China	86	12	132	230	37.39
	4	THA - Thailand	99	14	165	278	35.61
	5	TPE - Chinese Taipei	84	16	153	253	33.20
	6	IND - India	97	46	193	336	28.87
	7	HKG - Hong Kong, China	92	53	214	359	25.63
	8	KAZ - Kazakhstan	82	26	215	323	25.39
	NR	MDV - Maldives	33	77	179	289	11.42
Tournament Totals			772	265	1511	2548	30.30

NOTES

Only teams advancing to the quarterfinals are ranked.

LEGEND									
Avg	Average	Eff%	Efficiency	NR	Not Ranked	Rk	Rank	Succ%	Success %

Timing and Results provided by Tissot





Cumulative Statistics by Skills


스킬별 누적통계

CHN - China

AFTER 6 MATCHES

Scoring Spike	No	Name	Spikes	Faults	Shots	Total Attempts	Eff %
	1	QIAO Ting	11	1	6	18	55.56
	2	YAO di	1	1	1	3	0.00
	3	YIN Na	11	1	23	35	28.57
	4	WANG Qian	-	-	-	-	0.00
	5	DING Xia	8	1	4	13	53.85
	6	YAN Ni	39	2	23	64	57.81
	8	ZHANG Changning	71	20	49	140	36.43
	9	LI Jing	23	1	19	43	51.16
	10	ZHANG Xiaoya	34	4	14	52	57.69
	11	LIU Yanhan	46	13	39	98	33.67
	12	HUANG Liuyan	-	-	-	-	0.00
	13	WANG Qi	12	4	16	32	25.00
	Team Totals			256	48	194	498

Scoring Block	No	Name	Kill Blocks	Faults	Rebounds	Total Attempts	Avg by Set
	1	QIAO Ting	1	4	8	13	0.05
	2	YAO di	3	4	3	10	0.16
	3	YIN Na	4	6	19	29	0.21
	4	WANG Qian	-	-	-	-	0.00
	5	DING Xia	2	11	13	26	0.11
	6	YAN Ni	18	10	23	51	0.95
	8	ZHANG Changning	9	13	12	34	0.47
	9	LI Jing	6	3	8	17	0.32
	10	ZHANG Xiaoya	8	4	18	30	0.42
	11	LIU Yanhan	5	6	10	21	0.26
	12	HUANG Liuyan	-	-	-	-	0.00
	13	WANG Qi	3	1	6	10	0.16
	Team Totals			59	62	120	241

Scoring Service	No	Name	Aces	Faults	Serve Hits	Total Attempts	Avg by Set
	1	QIAO Ting	1	2	13	16	0.05
	2	YAO di	6	1	24	31	0.32
	3	YIN Na	4	1	68	73	0.21
	4	WANG Qian	-	-	1	1	0.00
	5	DING Xia	2	5	42	49	0.11
	6	YAN Ni	5	8	49	62	0.26
	8	ZHANG Changning	10	11	48	69	0.53
	9	LI Jing	7	3	19	29	0.37
	10	ZHANG Xiaoya	4	3	58	65	0.21
	11	LIU Yanhan	5	7	32	44	0.26
	12	HUANG Liuyan	-	-	-	-	0.00
	13	WANG Qi	4	2	19	25	0.21
	Team Totals			48	43	373	464

Team	Opponent Errors & Team Faults	107	5
-------------	--	-----	---





Cumulative Statistics by Skills


스킬별 누적통계

CHN - China

AFTER 6 MATCHES

Non-Scoring Dig	No	Name	Digs	Faults	Receptions	Total Attempts	Avg by Set
	1	QIAO Ting	-	-	7	7	0.00
	2	YAO di	-	3	8	11	0.00
	3	YIN Na	10	4	36	50	0.53
	4	WANG Qian	26	11	31	68	1.37
	5	DING Xia	5	5	15	25	0.26
	6	YAN Ni	3	3	11	17	0.16
	8	ZHANG Changning	7	4	28	39	0.37
	9	LI Jing	2	1	14	17	0.11
	10	ZHANG Xiaoya	4	4	10	18	0.21
	11	LIU Yanhan	5	5	28	38	0.26
	12	HUANG Liuyan	6	-	16	22	0.32
	13	WANG Qi	2	3	17	22	0.11
	Team Totals			70	43	221	334

Non-Scoring Set	No	Name	Running Sets	Faults	Still Sets	Total Attempts	Avg by Set
	1	QIAO Ting	-	-	2	2	0.00
	2	YAO di	60	-	49	109	3.16
	3	YIN Na	8	-	14	22	0.42
	4	WANG Qian	6	-	12	18	0.32
	5	DING Xia	150	2	132	284	7.89
	6	YAN Ni	3	1	5	9	0.16
	8	ZHANG Changning	1	-	5	6	0.05
	9	LI Jing	-	-	2	2	0.00
	10	ZHANG Xiaoya	-	-	2	2	0.00
	11	LIU Yanhan	-	-	4	4	0.00
	12	HUANG Liuyan	2	-	3	5	0.11
	13	WANG Qi	2	-	1	3	0.11
	Team Totals			232	3	231	466

Non-Scoring Reception	No	Name	Excellents	Faults	Serve Receptions	Total Attempts	Succ %
	1	QIAO Ting	-	-	-	-	0.00
	2	YAO di	-	-	-	-	0.00
	3	YIN Na	35	5	38	78	44.87
	4	WANG Qian	32	3	31	66	48.48
	5	DING Xia	-	-	-	-	0.00
	6	YAN Ni	1	-	2	3	33.33
	8	ZHANG Changning	6	3	22	31	19.35
	9	LI Jing	1	1	3	5	20.00
	10	ZHANG Xiaoya	1	-	4	5	20.00
	11	LIU Yanhan	4	-	15	19	21.05
	12	HUANG Liuyan	4	-	12	16	25.00
	13	WANG Qi	2	-	5	7	28.57
	Team Totals			86	12	132	230

LEGEND			
Avg	Eff%	Succ%	
Average	Efficiency	Success %	

Timing and Results provided by Tissot





Cumulative Statistics by Skills


스킬별 누적통계

HKG - Hong Kong, China

AFTER 6 MATCHES

Scoring Spike	No	Name	Spikes	Faults	Shots	Total Attempts	Eff %	
	1	LAM Mei	15	19	43	77	0.00	
	4	FONG Sze Man	10	11	37	58	0.00	
	5	TSANG Sze Nga	15	10	27	52	9.62	
	7	YEUNG Sau Mei	38	26	43	107	11.21	
	8	KOO Yung Yung	5	7	22	34	0.00	
	9	LO Ka Yan	14	9	16	39	12.82	
	10	FUNG Tsz Yan	-	1	2	3	0.00	
	11	LEE Pui Shan	4	-	8	12	33.33	
	12	LAW Ho Fung Thyllis	23	21	50	94	2.13	
	14	LAM Yee Ting	7	5	15	27	7.41	
	16	TSUI Ka Yee	-	-	-	-	0.00	
	18	IP Hoi Lun Helen	14	5	21	40	22.50	
	Team Totals			145	114	284	543	5.71

Scoring Block	No	Name	Kill Blocks	Faults	Rebounds	Total Attempts	Avg by Set	
	1	LAM Mei	1	3	13	17	0.05	
	4	FONG Sze Man	1	10	11	22	0.05	
	5	TSANG Sze Nga	-	8	6	14	0.00	
	7	YEUNG Sau Mei	7	6	9	22	0.37	
	8	KOO Yung Yung	2	5	5	12	0.11	
	9	LO Ka Yan	1	4	3	8	0.05	
	10	FUNG Tsz Yan	2	1	3	6	0.11	
	11	LEE Pui Shan	-	-	1	1	0.00	
	12	LAW Ho Fung Thyllis	-	7	9	16	0.00	
	14	LAM Yee Ting	3	3	13	19	0.16	
	16	TSUI Ka Yee	-	-	-	-	0.00	
	18	IP Hoi Lun Helen	9	9	16	34	0.47	
	Team Totals			26	56	89	171	1.37

Scoring Service	No	Name	Aces	Faults	Serve Hits	Total Attempts	Avg by Set	
	1	LAM Mei	2	6	40	48	0.11	
	4	FONG Sze Man	-	2	13	15	0.00	
	5	TSANG Sze Nga	6	8	45	59	0.32	
	7	YEUNG Sau Mei	6	4	34	44	0.32	
	8	KOO Yung Yung	-	2	9	11	0.00	
	9	LO Ka Yan	1	4	12	17	0.05	
	10	FUNG Tsz Yan	1	1	7	9	0.05	
	11	LEE Pui Shan	1	-	8	9	0.05	
	12	LAW Ho Fung Thyllis	4	4	29	37	0.21	
	14	LAM Yee Ting	2	5	29	36	0.11	
	16	TSUI Ka Yee	-	-	-	-	0.00	
	18	IP Hoi Lun Helen	-	5	20	25	0.00	
	Team Totals			23	41	246	310	1.21

Team	Opponent Errors & Team Faults	111	4
------	-------------------------------	-----	---





Cumulative Statistics by Skills


스킬별 누적통계

HKG - Hong Kong, China

AFTER 6 MATCHES

Non-Scoring Dig	No	Name	Digs	Faults	Receptions	Total Attempts	Avg by Set	
	1	LAM Mei	7	10	30	47	0.37	
	4	FONG Sze Man	-	2	14	16	0.00	
	5	TSANG Sze Nga	1	4	10	15	0.05	
	7	YEUNG Sau Mei	2	7	30	39	0.11	
	8	KOO Yung Yung	-	1	5	6	0.00	
	9	LO Ka Yan	2	1	10	13	0.11	
	10	FUNG Tsz Yan	3	6	9	18	0.16	
	11	LEE Pui Shan	1	2	14	17	0.05	
	12	LAW Ho Fung Thyllis	7	9	38	54	0.37	
	14	LAM Yee Ting	5	15	27	47	0.26	
	16	TSUI Ka Yee	19	16	70	105	1.00	
	18	IP Hoi Lun Helen	-	1	12	13	0.00	
	Team Totals			47	74	269	390	2.47

Non-Scoring Set	No	Name	Running Sets	Faults	Still Sets	Total Attempts	Avg by Set	
	1	LAM Mei	1	-	10	11	0.05	
	4	FONG Sze Man	1	1	7	9	0.05	
	5	TSANG Sze Nga	3	1	7	11	0.16	
	7	YEUNG Sau Mei	2	-	9	11	0.11	
	8	KOO Yung Yung	1	-	1	2	0.05	
	9	LO Ka Yan	-	-	5	5	0.00	
	10	FUNG Tsz Yan	20	7	54	81	1.05	
	11	LEE Pui Shan	-	-	4	4	0.00	
	12	LAW Ho Fung Thyllis	1	1	9	11	0.05	
	14	LAM Yee Ting	85	3	217	305	4.47	
	16	TSUI Ka Yee	8	1	53	62	0.42	
	18	IP Hoi Lun Helen	2	-	7	9	0.11	
	Team Totals			124	14	383	521	6.53

Non-Scoring Reception	No	Name	Excellents	Faults	Serve Receptions	Total Attempts	Succ %	
	1	LAM Mei	8	6	41	55	14.55	
	4	FONG Sze Man	4	3	18	25	16.00	
	5	TSANG Sze Nga	-	-	-	-	0.00	
	7	YEUNG Sau Mei	6	7	19	32	18.75	
	8	KOO Yung Yung	-	-	-	-	0.00	
	9	LO Ka Yan	5	3	12	20	25.00	
	10	FUNG Tsz Yan	-	-	-	-	0.00	
	11	LEE Pui Shan	3	6	14	23	13.04	
	12	LAW Ho Fung Thyllis	23	15	51	89	25.84	
	14	LAM Yee Ting	-	1	-	1	0.00	
	16	TSUI Ka Yee	43	12	59	114	37.72	
	18	IP Hoi Lun Helen	-	-	-	-	0.00	
	Team Totals			92	53	214	359	25.63

LEGEND			
Avg	Average	Eff%	Efficiency
Succ%	Success %		

Timing and Results provided by Tissot





Cumulative Statistics by Skills


스킬별 누적통계

IND - India

AFTER 6 MATCHES

Scoring Spike	No	Name	Spikes	Faults	Shots	Total Attempts	Eff %	
	1	PRIYANKA Khedkar	-	-	-	-	0.00	
	3	REKHA S	16	15	32	63	1.59	
	4	ANUSRI Ghosh	11	8	25	44	6.82	
	5	POORNIMA M S	10	6	19	35	11.43	
	7	SOUMYA V	30	18	62	110	10.91	
	8	SHEEBA P V	15	14	33	62	1.61	
	9	TIJI Raju	32	13	28	73	26.03	
	10	NIRMALA	18	23	48	89	0.00	
	12	TERIN Antony	6	2	8	16	25.00	
	13	PREETI Singh	3	2	6	11	9.09	
	14	SRUTIMOL N	1	-	-	1	100.00	
	15	RESHMA P P	1	-	6	7	14.29	
	Team Totals			143	101	267	511	8.22

Scoring Block	No	Name	Kill Blocks	Faults	Rebounds	Total Attempts	Avg by Set	
	1	PRIYANKA Khedkar	-	-	-	-	0.00	
	3	REKHA S	1	4	2	7	0.06	
	4	ANUSRI Ghosh	1	7	20	28	0.06	
	5	POORNIMA M S	1	2	8	11	0.06	
	7	SOUMYA V	-	6	6	12	0.00	
	8	SHEEBA P V	2	4	9	15	0.11	
	9	TIJI Raju	9	19	22	50	0.50	
	10	NIRMALA	1	2	4	7	0.06	
	12	TERIN Antony	-	10	4	14	0.00	
	13	PREETI Singh	1	1	1	3	0.06	
	14	SRUTIMOL N	1	-	-	1	0.06	
	15	RESHMA P P	-	-	-	-	0.00	
	Team Totals			17	55	76	148	0.94

Scoring Service	No	Name	Aces	Faults	Serve Hits	Total Attempts	Avg by Set	
	1	PRIYANKA Khedkar	-	-	-	-	0.00	
	3	REKHA S	1	4	14	19	0.06	
	4	ANUSRI Ghosh	1	1	20	22	0.06	
	5	POORNIMA M S	-	3	11	14	0.00	
	7	SOUMYA V	-	-	24	24	0.00	
	8	SHEEBA P V	-	-	29	29	0.00	
	9	TIJI Raju	3	8	34	45	0.17	
	10	NIRMALA	2	5	26	33	0.11	
	12	TERIN Antony	5	9	51	65	0.28	
	13	PREETI Singh	3	-	7	10	0.17	
	14	SRUTIMOL N	2	2	4	8	0.11	
	15	RESHMA P P	-	-	4	4	0.00	
	Team Totals			17	32	224	273	0.94

Team	Opponent Errors & Team Faults	91	4
-------------	--	----	---





Cumulative Statistics by Skills


스킬별 누적통계

IND - India

AFTER 6 MATCHES

Non-Scoring Dig	No	Name	Digs	Faults	Receptions	Total Attempts	Avg by Set	
	1	PRIYANKA Khedkar	13	22	60	95	0.72	
	3	REKHA S	2	10	30	42	0.11	
	4	ANUSRI Ghosh	-	-	12	12	0.00	
	5	POORNIMA M S	1	1	14	16	0.06	
	7	SOUMYA V	5	5	41	51	0.28	
	8	SHEEBA P V	3	4	30	37	0.17	
	9	TIJI Raju	-	8	31	39	0.00	
	10	NIRMALA	-	9	24	33	0.00	
	12	TERIN Antony	2	6	24	32	0.11	
	13	PREETI Singh	-	-	4	4	0.00	
	14	SRUTIMOL N	-	1	1	2	0.00	
	15	RESHMA P P	1	2	4	7	0.06	
	Team Totals			27	68	275	370	1.50

Non-Scoring Set	No	Name	Running Sets	Faults	Still Sets	Total Attempts	Avg by Set	
	1	PRIYANKA Khedkar	3	-	18	21	0.17	
	3	REKHA S	-	-	5	5	0.00	
	4	ANUSRI Ghosh	-	-	9	9	0.00	
	5	POORNIMA M S	-	1	2	3	0.00	
	7	SOUMYA V	1	-	5	6	0.06	
	8	SHEEBA P V	1	-	9	10	0.06	
	9	TIJI Raju	1	1	10	12	0.06	
	10	NIRMALA	-	-	3	3	0.00	
	12	TERIN Antony	111	7	277	395	6.17	
	13	PREETI Singh	-	-	-	-	0.00	
	14	SRUTIMOL N	10	2	18	30	0.56	
	15	RESHMA P P	-	-	-	-	0.00	
	Team Totals			127	11	356	494	7.06

Non-Scoring Reception	No	Name	Excellents	Faults	Serve Receptions	Total Attempts	Succ %	
	1	PRIYANKA Khedkar	36	10	31	77	46.75	
	3	REKHA S	19	8	34	61	31.15	
	4	ANUSRI Ghosh	2	-	6	8	25.00	
	5	POORNIMA M S	-	1	-	1	0.00	
	7	SOUMYA V	22	14	57	93	23.66	
	8	SHEEBA P V	-	-	1	1	0.00	
	9	TIJI Raju	-	2	8	10	0.00	
	10	NIRMALA	17	9	53	79	21.52	
	12	TERIN Antony	-	-	-	-	0.00	
	13	PREETI Singh	-	-	-	-	0.00	
	14	SRUTIMOL N	-	1	-	1	0.00	
	15	RESHMA P P	1	1	3	5	20.00	
	Team Totals			97	46	193	336	28.87

LEGEND			
Avg	Eff%	Succ%	
Average	Efficiency	Success %	

Timing and Results provided by Tissot





Cumulative Statistics by Skills


스킬별 누적통계

JPN - Japan

AFTER 5 MATCHES

Scoring Spike	No	Name	Spikes	Faults	Shots	Total Attempts	Eff %
	1	SUZUKI Yuko	-	1	-	1	0.00
	2	TASHIRO Kanami	2	1	4	7	14.29
	3	NOMOTO Rika	8	4	14	26	15.38
	4	SHIMAMURA Haruyo	21	9	29	59	20.34
	5	HORIKAWA Mari	9	4	10	23	21.74
	6	TORIGOE Miku	-	-	-	-	0.00
	7	TAKAHASHI Saori	36	14	42	92	23.91
	8	OTAKE Riho	17	3	25	45	31.11
	9	MURANAGA Nao	29	9	42	80	25.00
	10	ITOH Nozomi	13	11	29	53	3.77
	11	INOUE Arisa	20	12	32	64	12.50
	12	SAKAMOTO Nanaka	22	11	41	74	14.86
Team Totals			177	79	268	524	18.70

Scoring Block	No	Name	Kill Blocks	Faults	Rebounds	Total Attempts	Avg by Set
	1	SUZUKI Yuko	-	-	2	2	0.00
	2	TASHIRO Kanami	1	8	7	16	0.06
	3	NOMOTO Rika	1	3	3	7	0.06
	4	SHIMAMURA Haruyo	9	9	29	47	0.56
	5	HORIKAWA Mari	1	2	2	5	0.06
	6	TORIGOE Miku	-	-	-	-	0.00
	7	TAKAHASHI Saori	5	12	15	32	0.31
	8	OTAKE Riho	9	13	17	39	0.56
	9	MURANAGA Nao	2	4	5	11	0.13
	10	ITOH Nozomi	6	9	19	34	0.38
	11	INOUE Arisa	1	-	7	8	0.06
	12	SAKAMOTO Nanaka	-	3	7	10	0.00
Team Totals			35	63	113	211	2.19

Scoring Service	No	Name	Aces	Faults	Serve Hits	Total Attempts	Avg by Set
	1	SUZUKI Yuko	1	1	12	14	0.06
	2	TASHIRO Kanami	3	2	47	52	0.19
	3	NOMOTO Rika	-	2	5	7	0.00
	4	SHIMAMURA Haruyo	3	3	29	35	0.19
	5	HORIKAWA Mari	4	2	26	32	0.25
	6	TORIGOE Miku	-	-	-	-	0.00
	7	TAKAHASHI Saori	2	3	40	45	0.13
	8	OTAKE Riho	1	8	28	37	0.06
	9	MURANAGA Nao	4	3	37	44	0.25
	10	ITOH Nozomi	2	4	18	24	0.13
	11	INOUE Arisa	1	2	16	19	0.06
	12	SAKAMOTO Nanaka	2	3	22	27	0.13
Team Totals			23	33	280	336	1.44

Team	Opponent Errors & Team Faults	102	
-------------	--	-----	--





Cumulative Statistics by Skills


스킬별 누적통계

JPN - Japan

AFTER 5 MATCHES

Non-Scoring Dig	No	Name	Digs	Faults	Receptions	Total Attempts	Avg by Set
	1	SUZUKI Yuko	2	2	6	10	0.13
	2	TASHIRO Kanami	6	9	27	42	0.38
	3	NOMOTO Rika	-	2	5	7	0.00
	4	SHIMAMURA Haruyo	1	1	7	9	0.06
	5	HORIKAWA Mari	-	2	8	10	0.00
	6	TORIGOE Miku	18	20	58	96	1.13
	7	TAKAHASHI Saori	8	7	37	52	0.50
	8	OTAKE Riho	1	2	10	13	0.06
	9	MURANAGA Nao	10	10	36	56	0.63
	10	ITOH Nozomi	2	3	19	24	0.13
	11	INOUE Arisa	3	11	20	34	0.19
	12	SAKAMOTO Nanaka	2	1	16	19	0.13
Team Totals			53	70	249	372	3.31

Non-Scoring Set	No	Name	Running Sets	Faults	Still Sets	Total Attempts	Avg by Set
	1	SUZUKI Yuko	20	-	35	55	1.25
	2	TASHIRO Kanami	124	2	236	362	7.75
	3	NOMOTO Rika	1	-	-	1	0.06
	4	SHIMAMURA Haruyo	-	-	5	5	0.00
	5	HORIKAWA Mari	3	-	2	5	0.19
	6	TORIGOE Miku	9	-	32	41	0.56
	7	TAKAHASHI Saori	1	-	5	6	0.06
	8	OTAKE Riho	-	-	3	3	0.00
	9	MURANAGA Nao	5	-	11	16	0.31
	10	ITOH Nozomi	-	-	1	1	0.00
	11	INOUE Arisa	1	-	4	5	0.06
	12	SAKAMOTO Nanaka	1	-	4	5	0.06
Team Totals			165	2	338	505	10.31

Non-Scoring Reception	No	Name	Excellents	Faults	Serve Receptions	Total Attempts	Succ %
	1	SUZUKI Yuko	-	-	-	-	0.00
	2	TASHIRO Kanami	-	-	-	-	0.00
	3	NOMOTO Rika	-	1	1	2	0.00
	4	SHIMAMURA Haruyo	-	-	2	2	0.00
	5	HORIKAWA Mari	-	-	-	-	0.00
	6	TORIGOE Miku	37	3	24	64	57.81
	7	TAKAHASHI Saori	26	3	58	87	29.89
	8	OTAKE Riho	2	1	2	5	40.00
	9	MURANAGA Nao	23	3	43	69	33.33
	10	ITOH Nozomi	-	-	-	-	0.00
	11	INOUE Arisa	9	1	18	28	32.14
	12	SAKAMOTO Nanaka	7	1	11	19	36.84
Team Totals			104	13	159	276	37.68

LEGEND			
Avg	Average	Eff%	Efficiency
Succ%	Success %		

Timing and Results provided by Tissot





Cumulative Statistics by Skills


스킬별 누적통계

KAZ - Kazakhstan

AFTER 6 MATCHES

Scoring Spike	No	Name	Spikes	Faults	Shots	Total Attempts	Eff %	
	1	GORDEYEVA Yelena	30	13	71	114	14.91	
	4	CHUMAK Irina	11	7	22	40	10.00	
	5	RYLOVA Valeriya	-	-	-	-	0.00	
	6	AKILOVA Natalya	25	4	43	72	29.17	
	7	RAZORENKOVA Yekaterina	17	10	17	44	15.91	
	8	SHENBERGER Irina	21	15	38	74	8.11	
	10	DANILOVA Regina	4	4	9	17	0.00	
	11	ROSTOVCHSHIKOVA Anastassiya	17	11	30	58	10.34	
	12	AIZHARIKHOVA Ainagul	12	3	18	33	27.27	
	15	BATKULDINA Aliya	3	2	4	9	11.11	
	17	MARATOVA Ardak	6	2	8	16	25.00	
	18	KOLOMOYETS Anastassiya	27	10	17	54	31.48	
	Team Totals			173	81	277	531	17.33

Scoring Block	No	Name	Kill Blocks	Faults	Rebounds	Total Attempts	Avg by Set	
	1	GORDEYEVA Yelena	3	4	11	18	0.16	
	4	CHUMAK Irina	4	11	12	27	0.21	
	5	RYLOVA Valeriya	-	-	-	-	0.00	
	6	AKILOVA Natalya	2	13	22	37	0.11	
	7	RAZORENKOVA Yekaterina	8	6	6	20	0.42	
	8	SHENBERGER Irina	8	7	4	19	0.42	
	10	DANILOVA Regina	2	3	1	6	0.11	
	11	ROSTOVCHSHIKOVA Anastassiya	6	6	9	21	0.32	
	12	AIZHARIKHOVA Ainagul	3	4	14	21	0.16	
	15	BATKULDINA Aliya	2	2	3	7	0.11	
	17	MARATOVA Ardak	2	-	1	3	0.11	
	18	KOLOMOYETS Anastassiya	9	18	27	54	0.47	
	Team Totals			49	74	110	233	2.58

Scoring Service	No	Name	Aces	Faults	Serve Hits	Total Attempts	Avg by Set	
	1	GORDEYEVA Yelena	7	3	36	46	0.37	
	4	CHUMAK Irina	6	4	40	50	0.32	
	5	RYLOVA Valeriya	-	-	-	-	0.00	
	6	AKILOVA Natalya	8	5	47	60	0.42	
	7	RAZORENKOVA Yekaterina	2	1	31	34	0.11	
	8	SHENBERGER Irina	5	4	24	33	0.26	
	10	DANILOVA Regina	2	2	11	15	0.11	
	11	ROSTOVCHSHIKOVA Anastassiya	2	7	19	28	0.11	
	12	AIZHARIKHOVA Ainagul	2	4	16	22	0.11	
	15	BATKULDINA Aliya	2	4	10	16	0.11	
	17	MARATOVA Ardak	1	2	10	13	0.05	
	18	KOLOMOYETS Anastassiya	6	6	35	47	0.32	
	Team Totals			43	42	279	364	2.26

Team	Opponent Errors & Team Faults	101	11
------	-------------------------------	-----	----





Cumulative Statistics by Skills


스킬별 누적통계

KAZ - Kazakhstan

AFTER 6 MATCHES

Non-Scoring Dig	No	Name	Digs	Faults	Receptions	Total Attempts	Avg by Set	
	1	GORDEYEVA Yelena	6	7	37	50	0.32	
	4	CHUMAK Irina	-	3	18	21	0.00	
	5	RYLOVA Valeriya	17	19	72	108	0.89	
	6	AKILOVA Natalya	3	13	42	58	0.16	
	7	RAZORENKOVA Yekaterina	1	6	31	38	0.05	
	8	SHENBERGER Irina	3	7	36	46	0.16	
	10	DANILOVA Regina	2	3	15	20	0.11	
	11	ROSTOVCHSHIKOVA Anastassiya	1	5	18	24	0.05	
	12	AIZHARIKHOVA Ainagul	-	2	13	15	0.00	
	15	BATKULDINA Aliya	2	2	8	12	0.11	
	17	MARATOVA Ardak	-	-	4	4	0.00	
	18	KOLOMOYETS Anastassiya	-	1	6	7	0.00	
	Team Totals			35	68	300	403	1.84

Non-Scoring Set	No	Name	Running Sets	Faults	Still Sets	Total Attempts	Avg by Set	
	1	GORDEYEVA Yelena	5	-	11	16	0.26	
	4	CHUMAK Irina	2	-	13	15	0.11	
	5	RYLOVA Valeriya	2	-	22	24	0.11	
	6	AKILOVA Natalya	95	5	196	296	5.00	
	7	RAZORENKOVA Yekaterina	1	-	13	14	0.05	
	8	SHENBERGER Irina	-	-	8	8	0.00	
	10	DANILOVA Regina	2	-	4	6	0.11	
	11	ROSTOVCHSHIKOVA Anastassiya	-	-	9	9	0.00	
	12	AIZHARIKHOVA Ainagul	3	1	3	7	0.16	
	15	BATKULDINA Aliya	35	3	40	78	1.84	
	17	MARATOVA Ardak	2	-	-	2	0.11	
	18	KOLOMOYETS Anastassiya	3	1	7	11	0.16	
	Team Totals			150	10	326	486	7.89

Non-Scoring Reception	No	Name	Excellents	Faults	Serve Receptions	Total Attempts	Succ %	
	1	GORDEYEVA Yelena	14	6	41	61	22.95	
	4	CHUMAK Irina	-	-	2	2	0.00	
	5	RYLOVA Valeriya	34	5	63	102	33.33	
	6	AKILOVA Natalya	-	-	-	-	0.00	
	7	RAZORENKOVA Yekaterina	5	5	33	43	11.63	
	8	SHENBERGER Irina	14	3	36	53	26.42	
	10	DANILOVA Regina	5	1	11	17	29.41	
	11	ROSTOVCHSHIKOVA Anastassiya	7	3	20	30	23.33	
	12	AIZHARIKHOVA Ainagul	1	1	2	4	25.00	
	15	BATKULDINA Aliya	-	-	-	-	0.00	
	17	MARATOVA Ardak	2	1	7	10	20.00	
	18	KOLOMOYETS Anastassiya	-	1	-	1	0.00	
	Team Totals			82	26	215	323	25.39

LEGEND			
Avg	Eff%	Succ%	
Average	Efficiency	Success %	

Timing and Results provided by Tissot





Cumulative Statistics by Skills


스킬별 누적통계

KOR - Republic of Korea

AFTER 5 MATCHES

Scoring Spike	No	Name	Spikes	Faults	Shots	Total Attempts	Eff %	
	3	LEE Hyohee	4	-	2	6	66.67	
	4	KIM Heejin	30	11	32	73	26.03	
	5	KIM Haeran	-	-	-	-	0.00	
	7	LEE Jaeyeong	-	-	-	-	0.00	
	8	NAM Jieyoun	-	-	-	-	0.00	
	9	LEE Dayeong	5	1	2	8	50.00	
	10	KIM Yeonkoug	62	7	43	112	49.11	
	12	HAN Songyi	2	2	10	14	0.00	
	13	PARK Jeongah	45	7	56	108	35.19	
	14	YANG Hyojin	25	8	32	65	26.15	
	16	BAE Yoona	24	3	13	40	52.50	
	19	BAEK Mokhwa	12	7	19	38	13.16	
	Team Totals			209	46	209	464	35.13

Scoring Block	No	Name	Kill Blocks	Faults	Rebounds	Total Attempts	Avg by Set	
	3	LEE Hyohee	-	8	4	12	0.00	
	4	KIM Heejin	3	12	17	32	0.20	
	5	KIM Haeran	-	-	-	-	0.00	
	7	LEE Jaeyeong	-	-	-	-	0.00	
	8	NAM Jieyoun	-	-	-	-	0.00	
	9	LEE Dayeong	5	-	2	7	0.33	
	10	KIM Yeonkoug	9	3	7	19	0.60	
	12	HAN Songyi	9	9	13	31	0.60	
	13	PARK Jeongah	3	8	13	24	0.20	
	14	YANG Hyojin	10	17	15	42	0.67	
	16	BAE Yoona	4	2	10	16	0.27	
	19	BAEK Mokhwa	1	1	4	6	0.07	
	Team Totals			44	60	85	189	2.93

Scoring Service	No	Name	Aces	Faults	Serve Hits	Total Attempts	Avg by Set	
	3	LEE Hyohee	7	-	61	68	0.47	
	4	KIM Heejin	3	7	45	55	0.20	
	5	KIM Haeran	-	-	-	-	0.00	
	7	LEE Jaeyeong	-	1	2	3	0.00	
	8	NAM Jieyoun	-	1	23	24	0.00	
	9	LEE Dayeong	2	3	17	22	0.13	
	10	KIM Yeonkoug	4	6	20	30	0.27	
	12	HAN Songyi	-	3	24	27	0.00	
	13	PARK Jeongah	8	3	44	55	0.53	
	14	YANG Hyojin	6	4	39	49	0.40	
	16	BAE Yoona	1	2	16	19	0.07	
	19	BAEK Mokhwa	1	4	8	13	0.07	
	Team Totals			32	34	299	365	2.13

Team	Opponent Errors & Team Faults	90	2
-------------	--	----	---





Cumulative Statistics by Skills


스킬별 누적통계

KOR - Republic of Korea

AFTER 5 MATCHES

Non-Scoring Dig	No	Name	Digs	Faults	Receptions	Total Attempts	Avg by Set	
	3	LEE Hyohee	4	5	18	27	0.27	
	4	KIM Heejin	1	3	15	19	0.07	
	5	KIM Haeran	30	9	62	101	2.00	
	7	LEE Jaeyeong	-	-	-	-	0.00	
	8	NAM Jieyoun	3	1	12	16	0.20	
	9	LEE Dayeong	3	4	7	14	0.20	
	10	KIM Yeonkoug	7	6	24	37	0.47	
	12	HAN Songyi	6	4	21	31	0.40	
	13	PARK Jeongah	8	2	18	28	0.53	
	14	YANG Hyojin	1	1	14	16	0.07	
	16	BAE Yoona	2	1	13	16	0.13	
	19	BAEK Mokhwa	3	-	10	13	0.20	
	Team Totals			68	36	214	318	4.53

Non-Scoring Set	No	Name	Running Sets	Faults	Still Sets	Total Attempts	Avg by Set	
	3	LEE Hyohee	98	2	109	209	6.53	
	4	KIM Heejin	5	-	6	11	0.33	
	5	KIM Haeran	6	-	17	23	0.40	
	7	LEE Jaeyeong	-	-	-	-	0.00	
	8	NAM Jieyoun	1	-	6	7	0.07	
	9	LEE Dayeong	51	4	64	119	3.40	
	10	KIM Yeonkoug	2	-	8	10	0.13	
	12	HAN Songyi	5	-	7	12	0.33	
	13	PARK Jeongah	6	-	12	18	0.40	
	14	YANG Hyojin	6	-	12	18	0.40	
	16	BAE Yoona	3	-	2	5	0.20	
	19	BAEK Mokhwa	1	-	2	3	0.07	
	Team Totals			184	6	245	435	12.27

Non-Scoring Reception	No	Name	Excellents	Faults	Serve Receptions	Total Attempts	Succ %	
	3	LEE Hyohee	-	-	-	-	0.00	
	4	KIM Heejin	-	-	-	-	0.00	
	5	KIM Haeran	31	2	21	54	57.41	
	7	LEE Jaeyeong	-	-	-	-	0.00	
	8	NAM Jieyoun	7	1	12	20	35.00	
	9	LEE Dayeong	-	-	-	-	0.00	
	10	KIM Yeonkoug	24	-	12	36	66.67	
	12	HAN Songyi	15	3	35	53	28.30	
	13	PARK Jeongah	9	-	8	17	52.94	
	14	YANG Hyojin	1	-	-	1	100.00	
	16	BAE Yoona	4	1	7	12	33.33	
	19	BAEK Mokhwa	4	1	6	11	36.36	
	Team Totals			95	8	101	204	46.57

LEGEND			
Avg	Eff%	Succ%	
Average	Efficiency	Success %	

Timing and Results provided by Tissot





Cumulative Statistics by Skills


스킬별 누적통계

THA - Thailand

AFTER 5 MATCHES

Scoring Spike	No	Name	Spikes	Faults	Shots	Total Attempts	Eff %	
	2	PANNOY Piyanut	-	-	-	-	0.00	
	3	PHANUSIT Em Orn	8	1	7	16	43.75	
	4	NUEKJANG Thatdao	26	6	15	47	42.55	
	5	THINKAOW Pleumjit	39	12	25	76	35.53	
	6	SITTIRAK Onuma	70	21	76	167	29.34	
	9	PINSUWAN Khatthalee	-	-	-	-	0.00	
	10	APINYAPONG Wilavan	64	15	54	133	36.84	
	12	CHAISRI Tapaphaipun	14	8	16	38	15.79	
	13	TOMKOM Nootsara	1	-	12	13	7.69	
	15	KANTHONG Malika	28	11	43	82	20.73	
	17	KAMULTHALA Kaewkalaya	3	-	4	7	42.86	
	19	PANKAEW Parinya	-	-	-	-	0.00	
	Team Totals			253	74	252	579	30.92

Scoring Block	No	Name	Kill Blocks	Faults	Rebounds	Total Attempts	Avg by Set	
	2	PANNOY Piyanut	-	-	-	-	0.00	
	3	PHANUSIT Em Orn	-	2	3	5	0.00	
	4	NUEKJANG Thatdao	3	15	23	41	0.18	
	5	THINKAOW Pleumjit	8	16	30	54	0.47	
	6	SITTIRAK Onuma	4	7	12	23	0.24	
	9	PINSUWAN Khatthalee	-	-	-	-	0.00	
	10	APINYAPONG Wilavan	-	8	5	13	0.00	
	12	CHAISRI Tapaphaipun	1	6	6	13	0.06	
	13	TOMKOM Nootsara	4	6	15	25	0.24	
	15	KANTHONG Malika	-	14	15	29	0.00	
	17	KAMULTHALA Kaewkalaya	1	1	4	6	0.06	
	19	PANKAEW Parinya	-	-	-	-	0.00	
	Team Totals			21	75	113	209	1.24

Scoring Service	No	Name	Aces	Faults	Serve Hits	Total Attempts	Avg by Set	
	2	PANNOY Piyanut	-	-	-	-	0.00	
	3	PHANUSIT Em Orn	2	1	4	7	0.12	
	4	NUEKJANG Thatdao	3	7	23	33	0.18	
	5	THINKAOW Pleumjit	4	5	48	57	0.24	
	6	SITTIRAK Onuma	5	11	36	52	0.29	
	9	PINSUWAN Khatthalee	1	-	6	7	0.06	
	10	APINYAPONG Wilavan	-	6	59	65	0.00	
	12	CHAISRI Tapaphaipun	1	-	21	22	0.06	
	13	TOMKOM Nootsara	1	7	60	68	0.06	
	15	KANTHONG Malika	3	10	41	54	0.18	
	17	KAMULTHALA Kaewkalaya	-	3	10	13	0.00	
	19	PANKAEW Parinya	2	1	12	15	0.12	
	Team Totals			22	51	320	393	1.29

Team	Opponent Errors & Team Faults	98	5
------	-------------------------------	----	---





Cumulative Statistics by Skills


스킬별 누적통계

THA - Thailand

AFTER 5 MATCHES

Non-Scoring Dig	No	Name	Digs	Faults	Receptions	Total Attempts	Avg by Set
	2	PANNOY Piyanut	5	5	47	57	0.29
	3	PHANUSIT Em Orn	-	-	3	3	0.00
	4	NUEKJANG Thatdao	-	1	11	12	0.00
	5	THINKAOW Pleumjit	1	1	12	14	0.06
	6	SITTIRAK Onuma	8	10	26	44	0.47
	9	PINSUWAN Khatthalee	3	1	1	5	0.18
	10	APINYAPONG Wilavan	12	10	58	80	0.71
	12	CHAI SRI Tapaphaipun	12	3	20	35	0.71
	13	TOMKOM Nootsara	5	5	43	53	0.29
	15	KANTHONG Malika	5	5	45	55	0.29
	17	KAMULTHALA Kaewkalaya	-	1	3	4	0.00
	19	PANKAEW Parinya	1	1	7	9	0.06
Team Totals			52	43	276	371	3.06

Non-Scoring Set	No	Name	Running Sets	Faults	Still Sets	Total Attempts	Avg by Set
	2	PANNOY Piyanut	10	-	16	26	0.59
	3	PHANUSIT Em Orn	1	-	1	2	0.06
	4	NUEKJANG Thatdao	2	-	2	4	0.12
	5	THINKAOW Pleumjit	4	-	13	17	0.24
	6	SITTIRAK Onuma	3	-	20	23	0.18
	9	PINSUWAN Khatthalee	-	-	2	2	0.00
	10	APINYAPONG Wilavan	5	-	8	13	0.29
	12	CHAI SRI Tapaphaipun	4	1	16	21	0.24
	13	TOMKOM Nootsara	181	2	194	377	10.65
	15	KANTHONG Malika	4	-	14	18	0.24
	17	KAMULTHALA Kaewkalaya	-	-	-	-	0.00
	19	PANKAEW Parinya	23	-	14	37	1.35
Team Totals			237	3	300	540	13.94

Non-Scoring Reception	No	Name	Excellents	Faults	Serve Receptions	Total Attempts	Succ %
	2	PANNOY Piyanut	22	2	23	47	46.81
	3	PHANUSIT Em Orn	1	-	1	2	50.00
	4	NUEKJANG Thatdao	-	1	-	1	0.00
	5	THINKAOW Pleumjit	-	-	-	-	0.00
	6	SITTIRAK Onuma	6	-	13	19	31.58
	9	PINSUWAN Khatthalee	1	1	-	2	50.00
	10	APINYAPONG Wilavan	29	4	54	87	33.33
	12	CHAI SRI Tapaphaipun	21	2	25	48	43.75
	13	TOMKOM Nootsara	-	1	1	2	0.00
	15	KANTHONG Malika	19	3	47	69	27.54
	17	KAMULTHALA Kaewkalaya	-	-	1	1	0.00
	19	PANKAEW Parinya	-	-	-	-	0.00
Team Totals			99	14	165	278	35.61

LEGEND			
Avg	Eff%	Succ%	
Average	Efficiency	Success %	

Timing and Results provided by Tissot





Cumulative Statistics by Skills


스킬별 누적통계

TPE - Chinese Taipei

AFTER 6 MATCHES

Scoring Spike	No	Name	Spikes	Faults	Shots	Total Attempts	Eff %	
	3	CHANG Yu Chia	1	-	-	1	100.00	
	5	CHEN Yi Ju	30	9	30	69	30.43	
	6	HO Yen Chih	3	-	5	8	37.50	
	8	YANG Yi Chen	9	2	3	14	50.00	
	9	CHANG Li Wen	7	2	3	12	41.67	
	11	CHEN Wan Ting	71	14	61	146	39.04	
	12	YANG Meng Hua	-	-	-	-	0.00	
	13	WEN I Tzu	18	5	13	36	36.11	
	15	LEE Tzu Ying	42	16	63	121	21.49	
	16	TSENG Wan Ling	14	1	7	22	59.09	
	17	CHANG Chen Yin	28	20	47	95	8.42	
	18	CHEN Tzu Ya	7	4	14	25	12.00	
	Team Totals			230	73	246	549	28.60

Scoring Block	No	Name	Kill Blocks	Faults	Rebounds	Total Attempts	Avg by Set	
	3	CHANG Yu Chia	-	-	-	-	0.00	
	5	CHEN Yi Ju	4	13	21	38	0.22	
	6	HO Yen Chih	-	-	-	-	0.00	
	8	YANG Yi Chen	-	9	12	21	0.00	
	9	CHANG Li Wen	-	-	-	-	0.00	
	11	CHEN Wan Ting	7	5	7	19	0.39	
	12	YANG Meng Hua	-	-	-	-	0.00	
	13	WEN I Tzu	5	8	12	25	0.28	
	15	LEE Tzu Ying	1	4	7	12	0.06	
	16	TSENG Wan Ling	1	3	12	16	0.06	
	17	CHANG Chen Yin	2	5	8	15	0.11	
	18	CHEN Tzu Ya	1	-	-	1	0.06	
	Team Totals			21	47	79	147	1.17

Scoring Service	No	Name	Aces	Faults	Serve Hits	Total Attempts	Avg by Set	
	3	CHANG Yu Chia	5	2	14	21	0.28	
	5	CHEN Yi Ju	4	7	30	41	0.22	
	6	HO Yen Chih	-	2	-	2	0.00	
	8	YANG Yi Chen	8	6	54	68	0.44	
	9	CHANG Li Wen	3	-	1	4	0.17	
	11	CHEN Wan Ting	16	6	52	74	0.89	
	12	YANG Meng Hua	-	-	-	-	0.00	
	13	WEN I Tzu	-	6	45	51	0.00	
	15	LEE Tzu Ying	5	2	48	55	0.28	
	16	TSENG Wan Ling	3	3	7	13	0.17	
	17	CHANG Chen Yin	12	8	37	57	0.67	
	18	CHEN Tzu Ya	3	6	25	34	0.17	
	Team Totals			59	48	313	420	3.28

Team	Opponent Errors & Team Faults	107	5
-------------	--	-----	---





Cumulative Statistics by Skills


스킬별 누적통계

TPE - Chinese Taipei

AFTER 6 MATCHES

Non-Scoring Dig	No	Name	Digs	Faults	Receptions	Total Attempts	Avg by Set	
	3	CHANG Yu Chia	-	-	3	3	0.00	
	5	CHEN Yi Ju	1	2	16	19	0.06	
	6	HO Yen Chih	-	-	2	2	0.00	
	8	YANG Yi Chen	8	7	27	42	0.44	
	9	CHANG Li Wen	1	4	1	6	0.06	
	11	CHEN Wan Ting	9	3	35	47	0.50	
	12	YANG Meng Hua	30	12	79	121	1.67	
	13	WEN I Tzu	4	2	13	19	0.22	
	15	LEE Tzu Ying	12	8	38	58	0.67	
	16	TSENG Wan Ling	-	-	6	6	0.00	
	17	CHANG Chen Yin	9	2	39	50	0.50	
	18	CHEN Tzu Ya	2	2	13	17	0.11	
	Team Totals			76	42	272	390	4.22

Non-Scoring Set	No	Name	Running Sets	Faults	Still Sets	Total Attempts	Avg by Set	
	3	CHANG Yu Chia	19	3	20	42	1.06	
	5	CHEN Yi Ju	2	-	6	8	0.11	
	6	HO Yen Chih	1	-	1	2	0.06	
	8	YANG Yi Chen	161	6	222	389	8.94	
	9	CHANG Li Wen	1	-	1	2	0.06	
	11	CHEN Wan Ting	3	-	12	15	0.17	
	12	YANG Meng Hua	14	1	20	35	0.78	
	13	WEN I Tzu	3	-	3	6	0.17	
	15	LEE Tzu Ying	-	-	5	5	0.00	
	16	TSENG Wan Ling	1	-	2	3	0.06	
	17	CHANG Chen Yin	1	-	12	13	0.06	
	18	CHEN Tzu Ya	1	-	1	2	0.06	
	Team Totals			207	10	305	522	11.50

Non-Scoring Reception	No	Name	Excellents	Faults	Serve Receptions	Total Attempts	Succ %	
	3	CHANG Yu Chia	-	-	-	-	0.00	
	5	CHEN Yi Ju	-	-	1	1	0.00	
	6	HO Yen Chih	-	-	2	2	0.00	
	8	YANG Yi Chen	-	-	-	-	0.00	
	9	CHANG Li Wen	-	1	1	2	0.00	
	11	CHEN Wan Ting	-	-	1	1	0.00	
	12	YANG Meng Hua	31	5	37	73	42.47	
	13	WEN I Tzu	1	-	-	1	100.00	
	15	LEE Tzu Ying	26	5	63	94	27.66	
	16	TSENG Wan Ling	-	-	1	1	0.00	
	17	CHANG Chen Yin	19	3	37	59	32.20	
	18	CHEN Tzu Ya	7	2	10	19	36.84	
	Team Totals			84	16	153	253	33.20

LEGEND			
Avg	Eff%	Succ%	
Average	Efficiency	Success %	

Timing and Results provided by Tissot