



Match No.: 18

Start List

출전선수 목록

KOR vs HKG

P1

First Referee: KHATRI Raj Singh (IND)

Second Referee: SALEEM Ahmed (MDV)

KOR - Republic Of Korea Uniform colour:

No.	C/L	Name	Shirt Name	Height m / ft in	Weight kg / lbs	Highest Reach		Date of Birth	Tournament Totals				
						Spike cm	Block cm		Spike	Block	Serve	Total	%
3		LEE Hyohee	lee hyohee	1.73/5'8"	60/132	280	271	9 SEP 1980	2		7	9	5.26
4		KIM Heejin	kim heejin	1.85/6'1"	77/170	300	295	29 APR 1991	15	2	1	18	10.53
5	L	KIM Haeran	kim haeran	1.68/5'6"	60/132	280	270	16 MAR 1984					
7		LEE Jaeyeong	lee jaeyeong	1.79/5'10"	66/146	282	263	15 OCT 1996					
8		NAM Jiyeoun	nam jiyeoun	1.72/5'8"	63/139	285	273	25 MAY 1983					
9		LEE Dayeong	lee dayeong	1.79/5'10"	63/139	282	263	15 OCT 1996	4	1	1	6	3.51
10	C	KIM Yeonkoug	kim yeonkoug	1.92/6'4"	73/161	307	299	26 FEB 1988	42	7	4	53	30.99
12		HAN Songyi	han songyi	1.86/6'1"	65/143	305	295	5 SEP 1984	1	6		7	4.09
13		PARK Jeongah	park jeongah	1.85/6'1"	68/150	300	290	26 MAR 1993	26		6	32	18.71
14		YANG Hyojin	yang hyojin	1.80/5'11"	72/159	287	280	14 DEC 1989	15	7	1	23	13.45
16		BAE Yoona	bae yoona	1.80/5'11"	67/148	303	294	30 NOV 1989	14	2	1	17	9.94
19		BAEK Mokhwa	baek mokhwa	1.77/5'10"	61/134	280	277	30 AUG 1989	6			6	3.51
Coach			LEE Sungoo (KOR)			Assistant Coach			EO Changsun (KOR)				

Results in these  
Competition

Phase	Opponent	Sets	Points per Set
Preliminary Round	IND	3 - 0	25-5, 25-12, 25-13
Preliminary Round	THA	3 - 0	25-21, 25-20, 25-21
Preliminary Round	JPN	3 - 0	25-17, 25-16, 25-18

HKG - Hong Kong, China Uniform colour:

No.	C/L	Name	Shirt Name	Height m / ft in	Weight kg / lbs	Highest Reach		Date of Birth	Tournament Totals				
						Spike cm	Block cm		Spike	Block	Serve	Total	%
1		LAM Mei	m. lam	1.72/5'8"	62/137	276	259	6 DEC 1985	14	1	2	17	12.06
4		FONG Sze Man	s.m. fong	1.75/5'9"	67/148	279	267	30 JAN 1990	4	1		5	3.55
5		TSANG Sze Nga	s.n. tsang	1.74/5'9"	58/128	286	273	7 MAY 1987	8		4	12	8.51
7	C	YEUNG Sau Mei	s.m. yeung	1.83/6'0"	55/121	294	276	30 AUG 1985	32	7	5	44	31.21
8		KOO Yung Yung	y.y. koo	1.78/5'10"	68/150	285	270	22 AUG 1995	2	1		3	2.13
9		LO Ka Yan	k.y. lo	1.75/5'9"	63/139	276	266	25 JUN 1989	4		1	5	3.55
10		FUNG Tsz Yan	t.y. fung	1.77/5'10"	67/148	274	266	13 JUL 1994		2		2	1.42
11		LEE Pui Shan	p.s. lee	1.64/5'5"	63/139	266	256	17 SEP 1987	4		1	5	3.55
12		LAW Ho Fung Thyllis	h.f. law	1.69/5'7"	68/150	269	261	10 MAY 1995	16		4	20	14.18
14		LAM Yee Ting	y.t. lam	1.67/5'6"	59/130	273	255	26 DEC 1990	6	2	2	10	7.09
16	L	TSUI Ka Yee	k.y. tsui	1.65/5'5"	50/110	270	260	30 JUL 1986					
18		IP Hoi Lun Helen	h.l. ip	1.75/5'9"	69/152	281	268	24 OCT 1990	13	5		18	12.77
Coach			LI Yuk Hing (HKG)			Assistant Coach			CHEUNG Chi Wai (HKG)				

Results in these  
Competition

Phase	Opponent	Sets	Points per Set
Preliminary Round	TPE	0 - 3	10-25, 12-25, 19-25
Preliminary Round	KAZ	1 - 3	25-23, 17-25, 16-25, 22-25
Preliminary Round	CHN	0 - 3	10-25, 12-25, 7-25
Preliminary Round	MDV	3 - 0	25-5, 25-11, 25-10

LEGEND			
%	Percent of total team scoring	C	Team Captain
L	Libero Player		

Timing and Results provided by Tissot



Match No.: 19

**Start List**  
출전선수 목록  
**CHN vs IND**  
**P1**

First Referee: SHIMAD Hassan (MDV)

Second Referee: LEE Kwanghun (KOR)

**CHN - China** Uniform colour:

No.	C/L	Name	Shirt Name	Height m / ft in	Weight kg / lbs	Highest Reach		Date of Birth	Tournament Totals				
						Spike cm	Block cm		Spike	Block	Serve	Total	%
1		QIAO Ting	QIAO T.	1.89/6'2"	66/146	315	315	2 MAR 1992	10	1	1	12	5.17
2		YAO di	YAO D.	1.82/6'0"	65/143	306	298	15 AUG 1992	1	1	6	8	3.45
3		YIN Na	YIN N.	1.82/6'0"	65/143	313	300	3 FEB 1988	8	3	4	15	6.47
4	L	WANG Qian	Q. WANG	1.74/5'9"	60/132	290	285	14 MAR 1989					
5	C	DING Xia	DING X.	1.80/5'11"	61/134	305	300	13 JAN 1990	4		1	5	2.16
6		YAN Ni	YAN N.	1.92/6'4"	74/163	317	306	2 MAR 1987	24	13	5	42	18.10
8		ZHANG Changning	ZHANG C.N.	1.93/6'4"	80/176	315	303	6 NOV 1995	44	7	9	60	25.86
9		LI Jing	LI J.	1.86/6'1"	73/161	310	295	9 AUG 1991	17	3	5	25	10.78
10		ZHANG Xiaoya	ZHANG X.Y.	1.89/6'2"	60/132	310	300	4 OCT 1992	17	3		20	8.62
11		LIU Yanhan	LIU Y.H.	1.88/6'2"	75/165	315	305	19 JAN 1993	27	4	5	36	15.52
12	L	HUANG Liuyan	HUANG L.Y.	1.78/5'10"	66/146	297	290	13 JUN 1994					
13		WANG Qi	Q. WANG	1.87/6'2"	70/154	305	300	22 SEP 1993	4	2	3	9	3.88
<b>Coach</b>			XU Jiande (CHN)			<b>Assistant Coach</b>			CHEN Youquan (CHN)				

Results in these  
Competition

Phase	Opponent	Sets	Points per Set
Preliminary Round	KAZ	3 - 0	25-14, 25-11, 25-14
Preliminary Round	HKG	3 - 0	25-10, 25-12, 25-7
Preliminary Round	MDV	3 - 0	25-7, 25-7, 25-6
Preliminary Round	TPE	3 - 0	25-17, 26-24, 25-22

**IND - India** Uniform colour:

No.	C/L	Name	Shirt Name	Height m / ft in	Weight kg / lbs	Highest Reach		Date of Birth	Tournament Totals				
						Spike cm	Block cm		Spike	Block	Serve	Total	%
1	L	PRIYANKA Khedkar	Priyanka	1.60/5'3"	58/128	260	252	1 NOV 1984					
3		REKHA S	Rekha	1.71/5'7"	63/139	286	273	4 OCT 1992	4	1	1	6	5.08
4		ANUSRI Ghosh	Anusri	1.84/6'0"	68/150	282	275	9 OCT 1994	9	1	1	11	9.32
5		POORNIMA M S	Poornima	1.78/5'10"	74/163	283	284	8 MAR 1993	7	1		8	6.78
7		SOUMYA V	Soumya	1.70/5'7"	67/148	287	271	20 MAY 1990	18			18	15.25
8		SHEEBA P V	Sheeba	1.77/5'10"	65/143	297	292	8 JAN 1983	10			10	8.47
9		TIJI Raju	Tiji	1.79/5'10"	66/146	297	280	27 JUL 1986	19	7	3	29	24.58
10		NIRMALA	Nirmala	1.74/5'9"	66/146	275	264	29 SEP 1996	15	1	2	18	15.25
12	C	TERIN Antony	Terin	1.74/5'9"	61/134	278	277	12 OCT 1985	4		3	7	5.93
13		PREETI Singh	Preeti	1.90/6'3"	70/154	290	279	2 JUN 1995	3	1	3	7	5.93
14		SRUTIMOL N	Srutimol	1.79/5'10"	60/132	292	287	14 APR 1990	1	1	2	4	3.39
15		RESHMA P P	Reshma	1.73/5'8"	63/139	284	283	26 NOV 1993					
<b>Coach</b>			TAILOR Ram Prasad (IND)			<b>Assistant Coach</b>			PHADTARE Vaishali Khasherao (IND)				

Results in these  
Competition

Phase	Opponent	Sets	Points per Set
Preliminary Round	KOR	0 - 3	5-25, 12-25, 13-25
Preliminary Round	JPN	0 - 3	6-25, 11-25, 12-25
Preliminary Round	THA	0 - 3	19-25, 12-25, 11-25
Quarter-final Qualification	MDV	3 - 0	25-12, 25-7, 25-11

LEGEND			
%	Percent of total team scoring	C	Team Captain
L	Libero Player		

Timing and Results provided by Tissot



Match No.: 20

### Start List

출전선수 목록

THA vs KAZ

P1

First Referee: CHUNG Ching Ju (TPE)

Second Referee: WANG Ziling (CHN)

THA - Thailand Uniform colour:

No.	C/L	Name	Shirt Name	Height m / ft in	Weight kg / lbs	Highest Reach		Date of Birth	Tournament Totals					
						Spike cm	Block cm		Spike	Block	Serve	Total	%	
2	L	PANNOY Piyanut	P.PIYANUT	1.71/5'7"	68/150	280	275	10 NOV 1989						
3		PHANUSIT Em Orn	P.EM-ORN	1.79/5'10"	63/139	297	281	25 MAR 1988	1				1	0.56
4		NUEKJANG Thatdao	N.THATDAO	1.83/6'0"	66/146	305	287	3 FEB 1994	12	2			14	7.87
5		THINKAOW Pleumjit	T.PLEUMJIT	1.80/5'11"	63/139	298	293	9 NOV 1983	24	5	3		32	17.98
6		SITTIRAK Onuma	S.ONUMA	1.75/5'9"	72/159	303	285	13 JUN 1986	46	4	1		51	28.65
9		PINSUWAN Khatthalee	P.KHATTHALEE	1.71/5'7"	72/159	291	271	30 OCT 1994			1		1	0.56
10	C	APINYAPONG Wilavan	A.WILAVAN	1.74/5'9"	68/150	294	282	6 JUN 1984	38				38	21.35
12		CHAISRI Tapaphaipun	C.TAPAPHAIPUN	1.68/5'6"	60/132	295	276	29 NOV 1989	14	1	1		16	8.99
13		TOMKOM Nootsara	T.NOOTSARA	1.69/5'7"	57/126	289	278	7 JUL 1985	1	2	1		4	2.25
15		KANTHONG Malika	K.MALIKA	1.77/5'10"	63/139	310	290	8 JAN 1987	14		1		15	8.43
17		KAMULTHALA Kaewkalaya	K.KAEWKALAYA	1.79/5'10"	63/139	298	281	7 AUG 1994	3	1			4	2.25
19		PANKAEW Parinya	P.PARINYA	1.70/5'7"	60/132	281	270	27 DEC 1995			2		2	1.12
Coach			SRISAMUTNAK Nataphon (THA)			Assistant Coach			JAMJANG Nipon (THA)					

Results in these  
Competition

Phase	Opponent	Sets	Points per Set
Preliminary Round	JPN	3 - 1	25-27, 25-18, 25-19, 25-21
Preliminary Round	KOR	0 - 3	21-25, 20-25, 21-25
Preliminary Round	IND	3 - 0	25-19, 25-12, 25-11

KAZ - Kazakhstan Uniform colour:

No.	C/L	Name	Shirt Name	Height m / ft in	Weight kg / lbs	Highest Reach		Date of Birth	Tournament Totals					
						Spike cm	Block cm		Spike	Block	Serve	Total	%	
1	C	GORDEYEVA Yelena	Gordeyeva	1.78/5'10"	72/159	280	275	23 NOV 1988	21	1	6		28	15.05
4		CHUMAK Irina	Chumak	1.85/6'1"	67/148	280	266	26 JAN 1994	9	2	3		14	7.53
5	L	RYLOVA Valeriya	Rylova	1.78/5'10"	60/132	275	265	22 NOV 1987						
6		AKILOVA Natalya	Akilova	1.83/6'0"	62/137	295	275	31 MAY 1993	21	1	5		27	14.52
7		RAZORENKOVA Yekaterina	Razorenkova	1.85/6'1"	69/152	283	280	3 JUN 1993	12	4	2		18	9.68
8		SHENBERGER Irina	Shenberger	1.80/5'11"	73/161	280	270	20 FEB 1992	15	4	5		24	12.90
10		DANILOVA Regina	Danilova	1.78/5'10"	60/132	275	265	28 JAN 1991	2	1	1		4	2.15
11		ROSTOVCHSHIKOVA Anastassiya	Rostovchshikova	1.80/5'11"	64/141	280	260	17 APR 1994	11	4			15	8.06
12		AIZHARIKHOVA Ainagul	Aizharikhova	1.87/6'2"	64/141	286	280	4 SEP 1994	10	2	1		13	6.99
15		BATKULDINA Aliya	Batkuldina	1.80/5'11"	69/152	273	264	18 NOV 1995	2	2	2		6	3.23
17		MARATOVA Ardak	Maratova	1.82/6'0"	76/168	275	265	3 JUN 1994	2	1	1		4	2.15
18		KOLOMOYETS Anastassiya	Kolomoyets	1.82/6'0"	76/168	275	265	18 APR 1991	23	8	2		33	17.74
Coach			PEREVERTOVA Lyudmila (KAZ)											

Results in these  
Competition

Phase	Opponent	Sets	Points per Set
Preliminary Round	CHN	0 - 3	14-25, 11-25, 14-25
Preliminary Round	HKG	3 - 1	23-25, 25-17, 25-16, 25-22
Preliminary Round	MDV	3 - 0	25-6, 25-10, 25-10
Preliminary Round	TPE	0 - 3	17-25, 14-25, 18-25

LEGEND			
%	Percent of total team scoring	C	Team Captain
L	Libero Player		

Timing and Results provided by Tissot



Match No.: 21

### Start List

출전선수 목록

TPE vs JPN

P1

First Referee: LEE Heung Fai (HKG)

Second Referee: PIMTHONGKHONBURI Sasiprapa (THA)

TPE - Chinese Taipei Uniform colour:

No.	C/L	Name	Shirt Name	Height m / ft in	Weight kg / lbs	Highest Reach		Date of Birth	Tournament Totals				
						Spike cm	Block cm		Spike	Block	Serve	Total	%
3		CHANG Yu Chia	CHANG Y.C.	1.72/5'8"	70/154	275	265	27 JAN 1996	1		5	6	2.74
5		CHEN Yi Ju	CHEN Y.J.	1.74/5'9"	64/141	277	275	21 DEC 1989	20	3	2	25	11.42
6		HO Yen Chih	HO Y.C.	1.71/5'7"	63/139	280	270	26 NOV 1987	2			2	0.91
8		YANG Yi Chen	YANG Y.C.	1.66/5'5"	62/137	262	258	4 APR 1992	6		6	12	5.48
9		CHANG Li Wen	CHANG L.W.	1.76/5'9"	65/143	285	275	27 FEB 1995	5		3	8	3.65
11	C	CHEN Wan Ting	CHEN W.T.	1.78/5'10"	67/148	290	280	25 NOV 1990	45	3	13	61	27.85
12	L	YANG Meng Hua	YANG M. H.	1.70/5'7"	68/150	270	262	15 AUG 1991					
13		WEN I Tzu	WEN I.T.	1.75/5'9"	64/141	281	273	31 OCT 1991	12	2		14	6.39
15		LEE Tzu Ying	LEE T.Y.	1.74/5'9"	71/157	274	265	4 JUL 1994	33	1	4	38	17.35
16		TSENG Wan Ling	TSENT W.L.	1.70/5'7"	63/139	290	277	13 MAY 1996	9	1	3	13	5.94
17		CHANG Chen Yin	CHANG C.Y.	1.80/5'11"	65/143	288	275	28 MAR 1991	20	2	11	33	15.07
18		CHEN Tzu Ya	CHEN T.Y.	1.77/5'10"	64/141	278	268	26 AUG 1997	5		2	7	3.20
Coach			HUANG Chih Nan (TPE)			Assistant Coach			LIN Ming Hui (TPE)				

Results in these  
Competition

Phase	Opponent	Sets	Points per Set
Preliminary Round	HKG	3 - 0	25-10, 25-12, 25-19
Preliminary Round	MDV	3 - 0	25-3, 25-11, 25-7
Preliminary Round	KAZ	3 - 0	25-17, 25-14, 25-18
Preliminary Round	CHN	0 - 3	17-25, 24-26, 22-25

JPN - Japan Uniform colour:

No.	C/L	Name	Shirt Name	Height m / ft in	Weight kg / lbs	Highest Reach		Date of Birth	Tournament Totals				
						Spike cm	Block cm		Spike	Block	Serve	Total	%
1	C	SUZUKI Yuko	suzuki	1.71/5'7"	60/132	292	286	12 AUG 1989			1	1	0.69
2		TASHIRO Kanami	tashiro	1.73/5'8"	67/148	280	273	25 MAR 1991	2	1	2	5	3.45
3		NOMOTO Rika	nomoto	1.80/5'11"	70/154	310	290	21 SEP 1991					
4		SHIMAMURA Haruyo	shimamura	1.82/6'0"	79/174	299	285	4 MAR 1992	12	7	2	21	14.48
5		HORIKAWA Mari	horikawa	1.83/6'0"	68/150	302	288	3 MAY 1992	7	1	4	12	8.28
6	L	TORIGOE Miku	torigoe	1.63/5'4"	56/123	280	265	16 OCT 1992					
7		TAKAHASHI Saori	takahashi	1.77/5'10"	68/150	296	285	9 DEC 1992	23	2	1	26	17.93
8		OTAKE Riho	ohtake	1.83/6'0"	68/150	306	296	23 DEC 1993	11	6		17	11.72
9		MURANAGA Nao	murana	1.77/5'10"	67/148	305	280	26 DEC 1993	17		2	19	13.10
10		ITOH Nozomi	itoh	1.78/5'10"	73/161	307	280	16 FEB 1995	11	6	2	19	13.10
11		INOUE Arisa	INOUE	1.80/5'11"	67/148	297	287	8 MAY 1995	16	1	1	18	12.41
12		SAKAMOTO Nanaka	sakamoto	1.75/5'9"	63/139	297	268	6 SEP 1996	6		1	7	4.83
Coach			ABO Kiyoshi (JPN)			Assistant Coach			SAEGUSA Daichi (JPN)				

Results in these  
Competition

Phase	Opponent	Sets	Points per Set
Preliminary Round	THA	1 - 3	27-25, 18-25, 19-25, 21-25
Preliminary Round	IND	3 - 0	25-6, 25-11, 25-12
Preliminary Round	KOR	0 - 3	17-25, 16-25, 18-25

<b>LEGEND</b>	%	Percent of total team scoring	C	Team Captain	L	Libero Player
---------------	---	-------------------------------	---	--------------	---	---------------

Timing and Results provided by Tissot



SAT 27 SEP 2014  
Start Time: 12:00 / End Time: 13:10

Match No.: 18

### Match Results

경기 결과

Match Duration: 1h 10m  
Spectators: 2600

P2

KOR vs HKG

3 0

Teams	Sets	1	2	3	Total
KOR	3	25	25	25	75
HKG	0	13	15	11	39
	Playing Time	21m	22m	21m	1h 04m

First Referee: KHATRI Raj Singh (IND)

Second Referee: SALEEM Ahmed (MDV)

KOR - Republic of Korea								
No	C/L	Name	1	2	3	4	5	Pts
3		LEE Hyohee	1					1
4		KIM Heejin	4	4	6			7
5	L	KIM Haeran	L	L	L			
7		LEE Jaeyeong	16					
8		NAM Jieyoun	19	19	19			
9		LEE Dayeong		1	1			5
10	C	KIM Yeonkoug						
12		HAN Songyi						
13		PARK Jeongah	5	5	5			9
14		YANG Hyojin	3	3	3			13
16		BAE Yoona	6	6	4			12
19		BAEK Mokhwa	2	2	2			8

HKG - Hong Kong, China								
No	C/L	Name	1	2	3	4	5	Pts
1		LAM Mei	2	2	12			
4		FONG Sze Man	14	7	4			3
5		TSANG Sze Nga	3	3	3			6
7	C	YEUNG Sau Mei	4	4	14			4
8		KOO Yung Yung		18	5			1
9		LO Ka Yan	12	5	5			7
10		FUNG Tsz Yan	7		4			
11		LEE Pui Shan		9				
12		LAW Ho Fung Thyllis	5	1	2			
14		LAM Yee Ting	1	1	1			1
16	L	TSUI Ka Yee	L	L	L			
18		IP Hoi Lun Helen	6	6	6			3

### TEAM AND PLAYER PERFORMANCES

Won	Total Atts	No Name
35	89	<b>Total Team</b>
10	17	16 BAE Yoona
7	19	4 KIM Heejin
6	22	19 BAEK Mokhwa
11	42	<b>Total Team</b>
3	4	9 LEE Dayeong
3	11	14 YANG Hyojin
2	10	16 BAE Yoona
9	73	<b>Total Team</b>
5	16	14 YANG Hyojin
2	13	13 PARK Jeongah
1	5	19 BAEK Mokhwa
20		<b>Total Team</b>
75	204	<b>Total Team</b>
13	38	14 YANG Hyojin
73 km/h		19 BAEK Mokhwa

Scoring Skills	Won	Total Atts	No Name
<b>Spike</b>	21	88	<b>Total Team</b>
	7	13	9 LO Ka Yan
	5	15	5 TSANG Sze Nga
	3	17	4 FONG Sze Man
<b>Block</b>	2	29	<b>Total Team</b>
	2	9	18 IP Hoi Lun Helen
<b>Serve</b>	2	41	<b>Total Team</b>
	1	4	7 YEUNG Sau Mei
	1	9	5 TSANG Sze Nga
<b>Opp Error</b>	14		<b>Total Team</b>
<b>Total</b>	39	158	<b>Total Team</b>
<b>Best Scorer</b>	7	18	9 LO Ka Yan
<b>Fastest Serve</b>	66 km/h		5 TSANG Sze Nga

Won	Total Atts	No Name
21	88	<b>Total Team</b>
7	13	9 LO Ka Yan
5	15	5 TSANG Sze Nga
3	17	4 FONG Sze Man
2	29	<b>Total Team</b>
2	9	18 IP Hoi Lun Helen
2	41	<b>Total Team</b>
1	4	7 YEUNG Sau Mei
1	9	5 TSANG Sze Nga
14		<b>Total Team</b>
39	158	<b>Total Team</b>
7	18	9 LO Ka Yan
66 km/h		5 TSANG Sze Nga

#### LEGEND

**Atts** Attempts  
**L** Libero player  
**n** Starting line-up where n = starting position on court (i.e. positions 1 to 6)  
**Opp** Opponent

**C** Team Captain  
**L** Substitute libero  
**nn** Substitute where nn = jersey number of out going player  
**Pts** Points scored

Timing and Results provided by Tissot



SAT 27 SEP 2014  
Start Time: 14:30 / End Time: 15:30

Match No.: 19

### Match Results

경기 결과

Match Duration: 1h 00m  
Spectators: 1500

P2

CHN vs IND  
3 0

Teams	Sets	1	2	3	Total
CHN	3	25	25	25	75
IND	0	11	12	10	33
	Playing Time	17m	19m	18m	54m

First Referee: SHIMAD Hassan (MDV)

Second Referee: LEE Kwanghun (KOR)

#### CHN - China

No	C/L	Name	1	2	3	4	5	Pts
1		QIAO Ting			3			1
2		YAO di			1			2
3		YIN Na	4	4	4			3
4	L	WANG Qian	L	L				
5	C	DING Xia	1	1				2
6		YAN Ni	3	3				5
8		ZHANG Changning	5					10
9		LI Jing		11	2			9
10		ZHANG Xiaoya	6	6	6			13
11		LIU Yanhan	2	2				10
12	L	HUANG Liuyan				L		
13		WANG Qi		5	5			10

#### IND - India

No	C/L	Name	1	2	3	4	5	Pts
1	L	PRIYANKA Khedkar	L	L	L			
3		REKHA S	10	3	2			7
4		ANUSRI Ghosh	5	1				1
5		POORNIMA M S	6		6			
7		SOUMYA V	5	6	5			5
8		SHEEBA P V	4	5	4			3
9		TIJI Raju	3	4	3			4
10		NIRMALA	2		7			1
12	C	TERIN Antony	1	2	1			
13		PREETI Singh			8			
14		SRUTIMOL N						
15		RESHMA P P						

#### TEAM AND PLAYER PERFORMANCES

Won	Total Atts	No Name	Scoring Skills	Won	Total Atts	No Name
48	80	Total Team		19	86	Total Team
10	15	11 LIU Yanhan	Spike	7	19	3 REKHA S
8	9	10 ZHANG Xiaoya		5	20	7 SOUMYA V
8	20	13 WANG Qi		3	13	9 TIJI Raju
10	45	Total Team	Block	2	22	Total Team
2	7	10 ZHANG Xiaoya		1	5	8 SHEEBA P V
2	6	9 LI Jing		1	9	9 TIJI Raju
2	3	2 YAO di			33	Total Team
7	74	Total Team	Serve			
3	12	10 ZHANG Xiaoya				
1	9	5 DING Xia				
1	2	8 ZHANG Changning				
10		Total Team	Opp Error	12		Total Team
75	199	Total Team	Total	33	141	Total Team
13	28	10 ZHANG Xiaoya	Best Scorer	7	26	3 REKHA S
70 km/h		11 LIU Yanhan	Fastest Serve	70 km/h		4 ANUSRI Ghosh

#### LEGEND

Atts Attempts  
L Libero player  
n Starting line-up where n = starting position on court (i.e. positions 1 to 6)  
Opp Opponent

C Team Captain  
L Substitute libero  
nn Substitute where nn = jersey number of out going player  
Pts Points scored

Timing and Results provided by Tissot



SAT 27 SEP 2014  
Start Time: 17:00 / End Time: 18:01

Match No.: 20

### Match Results

경기 결과

Match Duration: 1h 01m  
Spectators: 1400

P2

THA vs KAZ  
3 0

Teams	Sets	1	2	3	Total
THA	3	25	25	25	75
KAZ	0	10	10	10	30
	Playing Time	16m	20m	19m	55m

First Referee: CHUNG Ching Ju (TPE)

Second Referee: WANG Ziling (CHN)

#### THA - Thailand

No	C/L	Name	1	2	3	4	5	Pts
2	L	PANNOY Piyanut	L	L	L			
3		PHANUSIT Em Orn			13			3
4		NUEKJANG Thatdao	4	3	4			14
5		THINKAOW Pleumjit	1	6	1			9
6		SITTIRAK Onuma	3	2	3			14
9		PINSUWAN Khatthalee						
10	C	APINYAPONG Wilavan	6	5	6			10
12		CHAISRI Tapaphaipun		6	6			
13		TOMKOM Nootsara	2	1	2			1
15		KANTHONG Malika	5	4	5			9
17		KAMULTHALA Kaewkalaya						
19		PANKAEW Parinya		4	4			

#### KAZ - Kazakhstan

No	C/L	Name	1	2	3	4	5	Pts
1	C	GORDEYEVA Yelena	5	6	11			1
4		CHUMAK Irina	6	1				
5	L	RYLOVA Valeriya	L	L	L			
6		AKILOVA Natalya	1	2	2			3
7		RAZORENKOVA Yekaterina	4	5	15			5
8		SHENBERGER Irina		1	6			5
10		DANILOVA Regina		7	12			
11		ROSTOVCHSHIKOVA Anastassiya	2	3	3			3
12		AIZHARIKHOVA Ainagul	4	4	1			2
15		BATKULDINA Aliya			5			
17		MARATOVA Ardak		11				
18		KOLOMOYETS Anastassiya	3	4	4			2

#### TEAM AND PLAYER PERFORMANCES

Won	Total Atts	No Name	Scoring Skills	Won	Total Atts	No Name
50	91	<b>Total Team</b>		12	73	<b>Total Team</b>
12	15	4 NUEKJANG Thatdao	Spike	3	11	8 SHENBERGER Irina
11	19	6 SITTIRAK Onuma		2	9	12 AIZHARIKHOVA Ainagul
10	24	10 APINYAPONG Wilavan		2	8	18 KOLOMOYETS Anastassiya
3	20	<b>Total Team</b>	Block	6	34	<b>Total Team</b>
2	4	5 THINKAOW Pleumjit		3	5	7 RAZORENKOVA Yekaterina
1	4	13 TOMKOM Nootsara		2	4	8 SHENBERGER Irina
7	72	<b>Total Team</b>	Serve	1	4	1 GORDEYEVA Yelena
3	10	6 SITTIRAK Onuma		3	33	<b>Total Team</b>
2	10	4 NUEKJANG Thatdao		2	10	6 AKILOVA Natalya
2	19	15 KANTHONG Malika	1	7	11 ROSTOVCHSHIKOVA Anastassiya	
15		<b>Total Team</b>	Opp Error	9		<b>Total Team</b>
75	183	<b>Total Team</b>	Total	30	140	<b>Total Team</b>
14	30	4 NUEKJANG Thatdao	Best Scorer	5	16	7 RAZORENKOVA Yekaterina
98 km/h		6 SITTIRAK Onuma	Fastest Serve	89 km/h		6 AKILOVA Natalya

#### LEGEND

Atts Attempts  
L Libero player  
n Starting line-up where n = starting position on court (i.e. positions 1 to 6)  
Opp Opponent

C Team Captain  
L Substitute libero  
nn Substitute where nn = jersey number of out going player  
Pts Points scored

Timing and Results provided by Tissot



SAT 27 SEP 2014  
Start Time: 19:30 / End Time: 20:48

Match No.: 21

### Match Results

경기 결과

Match Duration: 1h 18m  
Spectators: 400

P2

TPE vs JPN

0 3

Teams	Sets	1	2	3	Total
TPE	0	21	17	16	54
JPN	3	25	25	25	75
	Playing Time	23m	25m	24m	1h 12m

First Referee: LEE Heung Fai (HKG)

Second Referee: PIMTHONGKHONBURI Sasiprapa (THA)

TPE - Chinese Taipei								
No	C/L	Name	1	2	3	4	5	Pts
3		CHANG Yu Chia			11			
5		CHEN Yi Ju	6	6	4			5
6		HO Yen Chih			8			1
8		YANG Yi Chen	1	1	5			
9		CHANG Li Wen						
11	C	CHEN Wan Ting	4	4	2			20
12	L	YANG Meng Hua	L	L	L			
13		WEN I Tzu	3	3	1			6
15		LEE Tzu Ying	5	5	3			2
16		TSENG Wan Ling						
17		CHANG Chen Yin	2	2	6			7
18		CHEN Tzu Ya			17			

JPN - Japan								
No	C/L	Name	1	2	3	4	5	Pts
1	C	SUZUKI Yuko		3	3			
2		TASHIRO Kanami	3	2	3			1
3		NOMOTO Rika	10	5	6			9
4		SHIMAMURA Haruyo	1	6	1			11
5		HORIKAWA Mari		4	2			2
6	L	TORIGOE Miku	L	L	L			
7		TAKAHASHI Saori	5	4	5			9
8		OTAKE Riho	4	3	4			9
9		MURANAGA Nao	2	1	2			6
10		ITOH Nozomi	6					1
11		INOUE Arisa			9			3
12		SAKAMOTO Nanaka		2	7			5

### TEAM AND PLAYER PERFORMANCES

Won	Total Atts	No	Name
<b>33</b>	<b>109</b>	<b>Total Team</b>	
16	34	11	CHEN Wan Ting
6	26	17	CHANG Chen Yin
4	6	13	WEN I Tzu
<b>6</b>	<b>40</b>	<b>Total Team</b>	
3	7	11	CHEN Wan Ting
2	7	13	WEN I Tzu
1	9	5	CHEN Yi Ju
<b>2</b>	<b>56</b>	<b>Total Team</b>	
1	8	17	CHANG Chen Yin
1	9	11	CHEN Wan Ting
<b>13</b>		<b>Total Team</b>	
<b>54</b>	<b>205</b>	<b>Total Team</b>	
<b>20</b>	<b>50</b>	11	CHEN Wan Ting
<b>66 km/h</b>		11	CHEN Wan Ting

Scoring Skills
<b>Spike</b>
<b>Block</b>
<b>Serve</b>
<b>Opp Error</b>
<b>Total</b>
<b>Best Scorer</b>
<b>Fastest Serve</b>

Won	Total Atts	No	Name
<b>42</b>	<b>104</b>	<b>Total Team</b>	
8	17	4	SHIMAMURA Haruyo
8	20	3	NOMOTO Rika
6	17	7	TAKAHASHI Saori
<b>8</b>	<b>50</b>	<b>Total Team</b>	
3	10	8	OTAKE Riho
2	12	4	SHIMAMURA Haruyo
2	10	7	TAKAHASHI Saori
<b>6</b>	<b>73</b>	<b>Total Team</b>	
1	13	7	TAKAHASHI Saori
1	2	12	SAKAMOTO Nanaka
1	11	2	TASHIRO Kanami
<b>19</b>		<b>Total Team</b>	
<b>75</b>	<b>227</b>	<b>Total Team</b>	
<b>11</b>	<b>38</b>	4	SHIMAMURA Haruyo
<b>64 km/h</b>		8	OTAKE Riho

#### LEGEND

**Atts** Attempts  
**L** Libero player  
**n** Starting line-up where n = starting position on court (i.e. positions 1 to 6)  
**Opp** Opponent

**C** Team Captain  
**L** Substitute libero  
**nn** Substitute where nn = jersey number of out going player  
**Pts** Points scored

Timing and Results provided by Tissot





Match No.: 18

### Match Statistics

경기 통계

Match Duration: 1h 10m  
Spectators: 2600

P3


KOR vs HKG  
3 0

Teams	Sets	1	2	3	Total
KOR	3	25	25	25	75
HKG	0	13	15	11	39
	Playing Time	21m	22m	21m	1h 04m


First Referee: KHATRI Raj Singh (IND)

Second Referee: SALEEM Ahmed (MDV)


### KOR - Republic of Korea

Scoring Spike

Limit 15.00%

Rk	No	Name	Spikes	Faults	Shots	Total Attempts	Eff %
1	16	BAE Yoona	10	1	6	17	52.94
2	4	KIM Heejin	7	1	11	19	31.58
3	13	PARK Jeongah	5	1	11	17	23.53
4	19	BAEK Mokhwa	6	4	12	22	9.09
	14	YANG Hyojin	5	1	5	11	
	9	LEE Dayeong	1	-	1	2	
	3	LEE Hyohee	1	-	-	1	
	5	KIM Haeran	-	-	-	-	
	7	LEE Jaeyeong	-	-	-	-	
	8	NAM Jieyoung	-	-	-	-	
	10	KIM Yeonkoung	-	-	-	-	
	12	HAN Songyi	-	-	-	-	
<b>Team Totals</b>			35	8	46	89	30.34

Scoring Block


Rk	No	Name	Kill Blocks	Faults	Rebounds	Total Attempts	Avg by Set
1	14	YANG Hyojin	3	5	3	11	1.00
1	9	LEE Dayeong	3	-	1	4	1.00
3	16	BAE Yoona	2	1	7	10	0.67
3	13	PARK Jeongah	2	1	4	7	0.67
5	19	BAEK Mokhwa	1	1	1	3	0.33
6	4	KIM Heejin	-	4	2	6	0.00
6	3	LEE Hyohee	-	1	-	1	0.00
	5	KIM Haeran	-	-	-	-	
	7	LEE Jaeyeong	-	-	-	-	
	8	NAM Jieyoung	-	-	-	-	
	10	KIM Yeonkoung	-	-	-	-	
	12	HAN Songyi	-	-	-	-	
<b>Team Totals</b>			11	13	18	42	3.67

Scoring Service


Rk	No	Name	Aces	Faults	Serve Hits	Total Attempts	Avg by Set
1	14	YANG Hyojin	5	-	11	16	1.67
2	13	PARK Jeongah	2	2	9	13	0.67
3	9	LEE Dayeong	1	1	5	7	0.33
3	19	BAEK Mokhwa	1	-	4	5	0.33
5	8	NAM Jieyoung	-	-	16	16	0.00
5	4	KIM Heejin	-	1	5	6	0.00
5	16	BAE Yoona	-	1	5	6	0.00
5	7	LEE Jaeyeong	-	1	2	3	0.00
5	3	LEE Hyohee	-	-	1	1	0.00
	5	KIM Haeran	-	-	-	-	
	10	KIM Yeonkoung	-	-	-	-	
	12	HAN Songyi	-	-	-	-	
<b>Team Totals</b>			9	6	58	73	3.00

Team
<b>Opponent Errors &amp; Team Faults</b>

20	1
----	---

Timing and Results provided by Tissot



Match No.: 18

### Match Statistics

경기 통계

Match Duration: 1h 10m  
Spectators: 2600

P3


KOR vs HKG  
3 0

Teams	Sets	1	2	3	Total
KOR	3	25	25	25	75
HKG	0	13	15	11	39
	Playing Time	21m	22m	21m	1h 04m


First Referee: KHATRI Raj Singh (IND)

Second Referee: SALEEM Ahmed (MDV)

### KOR - Republic of Korea

Non-Scoring Dig


Rk	No	Name	Digs	Faults	Receptions	Total Attempts	Avg by Set
1	5	KIM Haeran	8	-	17	25	2.67
2	9	LEE Dayeong	1	3	3	7	0.33
2	4	KIM Heejin	1	1	3	5	0.33
2	3	LEE Hyohee	1	-	2	3	0.33
5	19	BAEK Mokhwa	-	-	5	5	0.00
5	8	NAM Jieyoun	-	-	4	4	0.00
5	16	BAE Yoona	-	-	4	4	0.00
5	13	PARK Jeongah	-	-	2	2	0.00
5	14	YANG Hyojin	-	1	1	2	0.00
	7	LEE Jaeyeong	-	-	-	-	-
	10	KIM Yeonkoug	-	-	-	-	-
	12	HAN Songyi	-	-	-	-	-
<b>Team Totals</b>			11	5	41	57	3.67

Non-Scoring Set


Rk	No	Name	Running Sets	Faults	Still Sets	Total Attempts	Avg by Set
1	9	LEE Dayeong	18	1	27	46	6.00
2	3	LEE Hyohee	7	-	9	16	2.33
3	14	YANG Hyojin	1	-	4	5	0.33
3	13	PARK Jeongah	1	-	2	3	0.33
5	5	KIM Haeran	-	-	4	4	0.00
5	4	KIM Heejin	-	-	2	2	0.00
5	8	NAM Jieyoun	-	-	2	2	0.00
5	16	BAE Yoona	-	-	2	2	0.00
5	19	BAEK Mokhwa	-	-	1	1	0.00
	7	LEE Jaeyeong	-	-	-	-	-
	10	KIM Yeonkoug	-	-	-	-	-
	12	HAN Songyi	-	-	-	-	-
<b>Team Totals</b>			27	1	53	81	9.00

Non-Scoring Reception

<b>Limit</b>
<b>25.00%</b>

Rk	No	Name	Excellents	Faults	Serve Receptions	Total Attempts	Succ %
1	5	KIM Haeran	9	-	5	14	64.29
	13	PARK Jeongah	3	-	5	8	
	19	BAEK Mokhwa	2	1	4	7	
	8	NAM Jieyoun	-	-	3	3	
	16	BAE Yoona	1	-	2	3	
	3	LEE Hyohee	-	-	-	-	
	4	KIM Heejin	-	-	-	-	
	7	LEE Jaeyeong	-	-	-	-	
	9	LEE Dayeong	-	-	-	-	
	10	KIM Yeonkoug	-	-	-	-	
	12	HAN Songyi	-	-	-	-	
	14	YANG Hyojin	-	-	-	-	
<b>Team Totals</b>			15	1	19	35	42.86



Match No.: 18

### Match Statistics

경기 통계

Match Duration: 1h 10m  
Spectators: 2600

P3


KOR vs HKG  
3 0

Teams	Sets	1	2	3	Total
KOR	3	25	25	25	75
HKG	0	13	15	11	39
	Playing Time	21m	22m	21m	1h 04m


First Referee: KHATRI Raj Singh (IND)

Second Referee: SALEEM Ahmed (MDV)


### HKG - Hong Kong, China

Scoring Spike

Limit 15.00%

Rk	No	Name	Spikes	Faults	Shots	Total Attempts	Eff %
1	5	TSANG Sze Nga	5	1	9	15	26.67
2	4	FONG Sze Man	3	2	12	17	5.88
	9	LO Ka Yan	7	2	4	13	
	1	LAM Mei	-	6	7	13	
	12	LAW Ho Fung Thyllis	-	6	4	10	
	7	YEUNG Sau Mei	3	4	2	9	
	18	IP Hoi Lun Helen	1	1	4	6	
	8	KOO Yung Yung	1	1	1	3	
	14	LAM Yee Ting	1	1	-	2	
	10	FUNG Tsz Yan	-	-	-	-	
	11	LEE Pui Shan	-	-	-	-	
	16	TSUI Ka Yee	-	-	-	-	
<b>Team Totals</b>			21	24	43	88	

Scoring Block


Rk	No	Name	Kill Blocks	Faults	Rebounds	Total Attempts	Avg by Set
1	18	IP Hoi Lun Helen	2	3	4	9	0.67
2	1	LAM Mei	-	3	3	6	0.00
2	4	FONG Sze Man	-	1	3	4	0.00
2	7	YEUNG Sau Mei	-	2	1	3	0.00
2	14	LAM Yee Ting	-	-	2	2	0.00
2	9	LO Ka Yan	-	1	1	2	0.00
2	5	TSANG Sze Nga	-	-	1	1	0.00
2	8	KOO Yung Yung	-	-	1	1	0.00
2	12	LAW Ho Fung Thyllis	-	1	-	1	0.00
	10	FUNG Tsz Yan	-	-	-	-	
	11	LEE Pui Shan	-	-	-	-	
	16	TSUI Ka Yee	-	-	-	-	
<b>Team Totals</b>			2	11	16	29	0.67

Scoring Service


Rk	No	Name	Aces	Faults	Serve Hits	Total Attempts	Avg by Set
1	5	TSANG Sze Nga	1	1	7	9	0.33
1	7	YEUNG Sau Mei	1	-	3	4	0.33
3	14	LAM Yee Ting	-	1	6	7	0.00
3	12	LAW Ho Fung Thyllis	-	-	6	6	0.00
3	18	IP Hoi Lun Helen	-	1	4	5	0.00
3	1	LAM Mei	-	-	3	3	0.00
3	9	LO Ka Yan	-	1	2	3	0.00
3	8	KOO Yung Yung	-	-	2	2	0.00
3	10	FUNG Tsz Yan	-	-	1	1	0.00
3	4	FONG Sze Man	-	1	-	1	0.00
	11	LEE Pui Shan	-	-	-	-	
	16	TSUI Ka Yee	-	-	-	-	
<b>Team Totals</b>			2	5	34	41	0.67

Team

Opponent Errors & Team Faults
14 1

Timing and Results provided by Tissot



Match No.: 18

### Match Statistics

경기 통계

Match Duration: 1h 10m  
Spectators: 2600

P3

KOR vs HKG


3 0

Teams	Sets	1	2	3	Total
KOR	3	25	25	25	75
HKG	0	13	15	11	39
	Playing Time	21m	22m	21m	1h 04m


First Referee: KHATRI Raj Singh (IND)

Second Referee: SALEEM Ahmed (MDV)

### HKG - Hong Kong, China

Non-Scoring Dig


Rk	No	Name	Digs	Faults	Receptions	Total Attempts	Avg by Set
1	16	TSUI Ka Yee	5	2	11	18	1.67
2	12	LAW Ho Fung Thyllis	3	1	6	10	1.00
3	14	LAM Yee Ting	1	4	7	12	0.33
4	4	FONG Sze Man	-	2	5	7	0.00
4	7	YEUNG Sau Mei	-	1	4	5	0.00
4	1	LAM Mei	-	1	2	3	0.00
4	5	TSANG Sze Nga	-	1	2	3	0.00
4	18	IP Hoi Lun Helen	-	1	2	3	0.00
4	9	LO Ka Yan	-	-	2	2	0.00
4	10	FUNG Tsz Yan	-	-	1	1	0.00
	8	KOO Yung Yung	-	-	-	-	-
	11	LEE Pui Shan	-	-	-	-	-
<b>Team Totals</b>			9	13	42	64	3.00

Non-Scoring Set


Rk	No	Name	Running Sets	Faults	Still Sets	Total Attempts	Avg by Set
1	14	LAM Yee Ting	13	1	42	56	4.33
2	16	TSUI Ka Yee	2	-	10	12	0.67
2	5	TSANG Sze Nga	2	-	1	3	0.67
4	10	FUNG Tsz Yan	1	-	8	9	0.33
4	12	LAW Ho Fung Thyllis	1	-	2	3	0.33
4	18	IP Hoi Lun Helen	1	-	-	1	0.33
7	9	LO Ka Yan	-	-	3	3	0.00
7	1	LAM Mei	-	-	2	2	0.00
7	7	YEUNG Sau Mei	-	-	1	1	0.00
	4	FONG Sze Man	-	-	-	-	-
	8	KOO Yung Yung	-	-	-	-	-
	11	LEE Pui Shan	-	-	-	-	-
<b>Team Totals</b>			20	1	69	90	6.67

Non-Scoring Reception

<b>Limit</b>
<b>25.00%</b>

Rk	No	Name	Excellents	Faults	Serve Receptions	Total Attempts	Succ %
1	16	TSUI Ka Yee	11	1	8	20	55.00
2	9	LO Ka Yan	3	2	5	10	30.00
3	12	LAW Ho Fung Thyllis	1	2	8	11	9.09
	1	LAM Mei	-	1	7	8	-
	4	FONG Sze Man	1	1	6	8	-
	7	YEUNG Sau Mei	1	1	2	4	-
	5	TSANG Sze Nga	-	-	-	-	-
	8	KOO Yung Yung	-	-	-	-	-
	10	FUNG Tsz Yan	-	-	-	-	-
	11	LEE Pui Shan	-	-	-	-	-
	14	LAM Yee Ting	-	-	-	-	-
	18	IP Hoi Lun Helen	-	-	-	-	-
<b>Team Totals</b>			17	8	36	61	27.87

LEGEND		Eff%		Rk		Succ%	
Avg	Average	Eff%	Efficiency	Rk	Rank	Succ%	Success %

Timing and Results provided by Tissot



Match No.: 19

### Match Statistics

경기 통계

Match Duration: 1h 00m  
Spectators: 1500

P3

CHN vs IND

3 0

Teams	Sets	1	2	3	Total
CHN	3	25	25	25	75
IND	0	11	12	10	33
	Playing Time	17m	19m	18m	54m

First Referee: SHIMAD Hassan (MDV)


Second Referee: LEE Kwanghun (KOR)

### CHN - China

Scoring Spike

Limit
15.00%

Rk	No	Name	Spikes	Faults	Shots	Total Attempts	Eff %
1	11	LIU Yanhan	10	1	4	15	60.00
2	8	ZHANG Changning	8	3	1	12	41.67
3	13	WANG Qi	8	3	9	20	25.00
	10	ZHANG Xiaoya	8	-	1	9	
	9	LI Jing	6	1	1	8	
	3	YIN Na	2	1	4	7	
	6	YAN Ni	4	-	2	6	
	1	QIAO Ting	1	-	-	1	
	2	YAO di	-	-	1	1	
	5	DING Xia	1	-	-	1	
	4	WANG Qian	-	-	-	-	
	12	HUANG Liuyan	-	-	-	-	
Team Totals			48	9	23	80	48.75

Scoring Block


Rk	No	Name	Kill Blocks	Faults	Rebounds	Total Attempts	Avg by Set
1	10	ZHANG Xiaoya	2	1	4	7	0.67
1	9	LI Jing	2	1	3	6	0.67
1	2	YAO di	2	1	-	3	0.67
4	3	YIN Na	1	2	5	8	0.33
4	13	WANG Qi	1	-	5	6	0.33
4	6	YAN Ni	1	2	2	5	0.33
4	8	ZHANG Changning	1	2	1	4	0.33
8	11	LIU Yanhan	-	-	4	4	0.00
8	1	QIAO Ting	-	-	1	1	0.00
8	5	DING Xia	-	-	1	1	0.00
	4	WANG Qian	-	-	-	-	
	12	HUANG Liuyan	-	-	-	-	
Team Totals			10	9	26	45	3.33

Scoring Service


Rk	No	Name	Aces	Faults	Serve Hits	Total Attempts	Avg by Set
1	10	ZHANG Xiaoya	3	-	9	12	1.00
2	5	DING Xia	1	-	8	9	0.33
2	9	LI Jing	1	1	6	8	0.33
2	13	WANG Qi	1	1	4	6	0.33
2	8	ZHANG Changning	1	-	1	2	0.33
6	3	YIN Na	-	-	22	22	0.00
6	11	LIU Yanhan	-	-	6	6	0.00
6	6	YAN Ni	-	1	3	4	0.00
6	1	QIAO Ting	-	1	2	3	0.00
6	2	YAO di	-	-	1	1	0.00
6	4	WANG Qian	-	-	1	1	0.00
	12	HUANG Liuyan	-	-	-	-	
Team Totals			7	4	63	74	2.33

Team
Opponent Errors & Team Faults

10	1
----	---

Timing and Results provided by Tissot



Match No.: 19

### Match Statistics

경기 통계

Match Duration: 1h 00m  
Spectators: 1500

P3


CHN vs IND  
3 0

Teams	Sets	1	2	3	Total
CHN	3	25	25	25	75
IND	0	11	12	10	33
	Playing Time	17m	19m	18m	54m


First Referee: SHIMAD Hassan (MDV)

Second Referee: LEE Kwanghun (KOR)

### CHN - China

Non-Scoring Dig


Rk	No	Name	Digs	Faults	Receptions	Total Attempts	Avg by Set
1	4	WANG Qian	2	3	7	12	0.67
1	12	HUANG Liuyan	2	-	5	7	0.67
1	3	YIN Na	2	1	4	7	0.67
4	5	DING Xia	1	1	2	4	0.33
5	11	LIU Yanhan	-	-	7	7	0.00
5	13	WANG Qi	-	2	5	7	0.00
5	2	YAO di	-	1	3	4	0.00
5	9	LI Jing	-	-	2	2	0.00
5	10	ZHANG Xiaoya	-	-	2	2	0.00
5	8	ZHANG Changning	-	1	1	2	0.00
5	1	QIAO Ting	-	-	1	1	0.00
	6	YAN Ni	-	-	-	-	-
<b>Team Totals</b>			7	9	39	55	2.33

Non-Scoring Set


Rk	No	Name	Running Sets	Faults	Still Sets	Total Attempts	Avg by Set
1	5	DING Xia	28	-	16	44	9.33
2	2	YAO di	11	-	9	20	3.67
3	3	YIN Na	2	-	2	4	0.67
3	13	WANG Qi	2	-	-	2	0.67
5	4	WANG Qian	1	-	1	2	0.33
5	12	HUANG Liuyan	1	-	-	1	0.33
7	11	LIU Yanhan	-	-	2	2	0.00
7	1	QIAO Ting	-	-	1	1	0.00
7	6	YAN Ni	-	-	1	1	0.00
	8	ZHANG Changning	-	-	-	-	-
	9	LI Jing	-	-	-	-	-
	10	ZHANG Xiaoya	-	-	-	-	-
<b>Team Totals</b>			45		32	77	15.00

Non-Scoring Reception

<b>Limit</b>
<b>25.00%</b>

Rk	No	Name	Excellents	Faults	Serve Receptions	Total Attempts	Succ %
1	4	WANG Qian	6	-	3	9	66.67
2	3	YIN Na	12	-	7	19	63.16
	12	HUANG Liuyan	-	-	4	4	
	9	LI Jing	-	-	2	2	
	1	QIAO Ting	-	-	-	-	
	2	YAO di	-	-	-	-	
	5	DING Xia	-	-	-	-	
	6	YAN Ni	-	-	-	-	
	8	ZHANG Changning	-	-	-	-	
	10	ZHANG Xiaoya	-	-	-	-	
	11	LIU Yanhan	-	-	-	-	
	13	WANG Qi	-	-	-	-	
<b>Team Totals</b>			18		16	34	52.94



Match No.: 19

### Match Statistics

경기 통계

Match Duration: 1h 00m  
Spectators: 1500

P3

CHN vs IND

3 0

Teams	Sets	1	2	3	Total
CHN	3	25	25	25	75
IND	0	11	12	10	33
	Playing Time	17m	19m	18m	54m

First Referee: SHIMAD Hassan (MDV)


Second Referee: LEE Kwanghun (KOR)

### IND - India

Scoring Spike

Limit
15.00%

Rk	No	Name	Spikes	Faults	Shots	Total Attempts	Eff %
1	3	REKHA S	7	4	8	19	15.79
2	7	SOUMYA V	5	3	12	20	10.00
	8	SHEEBA P V	2	2	8	12	
	9	TIJI Raju	3	4	6	13	
	5	POORNIMA M S	-	2	5	7	
	4	ANUSRI Ghosh	1	-	4	5	
	10	NIRMALA	1	2	2	5	
	12	TERIN Antony	-	1	3	4	
	13	PREETI Singh	-	-	1	1	
	1	PRIYANKA Khedkar	-	-	-	-	
	14	SRUTIMOL N	-	-	-	-	
	15	RESHMA P P	-	-	-	-	
Team Totals			19	18	49	86	1.16

Scoring Block


Rk	No	Name	Kill Blocks	Faults	Rebounds	Total Attempts	Avg by Set
1	9	TIJI Raju	1	4	4	9	0.33
1	8	SHEEBA P V	1	2	2	5	0.33
3	3	REKHA S	-	2	1	3	0.00
3	4	ANUSRI Ghosh	-	3	-	3	0.00
3	5	POORNIMA M S	-	1	1	2	0.00
	1	PRIYANKA Khedkar	-	-	-	-	
	7	SOUMYA V	-	-	-	-	
	10	NIRMALA	-	-	-	-	
	12	TERIN Antony	-	-	-	-	
	13	PREETI Singh	-	-	-	-	
	14	SRUTIMOL N	-	-	-	-	
	15	RESHMA P P	-	-	-	-	
Team Totals			2	12	8	22	0.67

Scoring Service


Rk	No	Name	Aces	Faults	Serve Hits	Total Attempts	Avg by Set
1	12	TERIN Antony	-	-	6	6	0.00
1	9	TIJI Raju	-	-	5	5	0.00
1	10	NIRMALA	-	-	5	5	0.00
1	7	SOUMYA V	-	-	4	4	0.00
1	8	SHEEBA P V	-	-	4	4	0.00
1	3	REKHA S	-	1	3	4	0.00
1	4	ANUSRI Ghosh	-	-	3	3	0.00
1	5	POORNIMA M S	-	-	1	1	0.00
1	13	PREETI Singh	-	-	1	1	0.00
	1	PRIYANKA Khedkar	-	-	-	-	
	14	SRUTIMOL N	-	-	-	-	
	15	RESHMA P P	-	-	-	-	
Team Totals				1	32	33	0.00

Team
Opponent Errors & Team Faults

12	2
----	---

Timing and Results provided by Tissot



Match No.: 19

Match Statistics

경기 통계

Match Duration: 1h 00m  
Spectators: 1500

P3


CHN vs IND  
3 0

Teams	Sets	1	2	3	Total
CHN	3	25	25	25	75
IND	0	11	12	10	33
	Playing Time	17m	19m	18m	54m


First Referee: SHIMAD Hassan (MDV)

Second Referee: LEE Kwanghun (KOR)

IND - India

Non-Scoring Dig


Rk	No	Name	Digs	Faults	Receptions	Total Attempts	Avg by Set
1	1	PRIYANKA Khedkar	2	6	5	13	0.67
2	7	SOUMYA V	1	3	4	8	0.33
2	5	POORNIMA M S	1	-	1	2	0.33
4	9	TIJI Raju	-	3	6	9	0.00
4	3	REKHA S	-	3	4	7	0.00
4	8	SHEEBA P V	-	1	5	6	0.00
4	12	TERIN Antony	-	-	5	5	0.00
4	10	NIRMALA	-	-	1	1	0.00
	4	ANUSRI Ghosh	-	-	-	-	-
	13	PREETI Singh	-	-	-	-	-
	14	SRUTIMOL N	-	-	-	-	-
	15	RESHMA P P	-	-	-	-	-
<b>Team Totals</b>			4	16	31	51	1.33

Non-Scoring Set


Rk	No	Name	Running Sets	Faults	Still Sets	Total Attempts	Avg by Set
1	12	TERIN Antony	18	-	55	73	6.00
2	1	PRIYANKA Khedkar	1	-	4	5	0.33
3	8	SHEEBA P V	-	-	4	4	0.00
3	3	REKHA S	-	-	2	2	0.00
3	7	SOUMYA V	-	-	1	1	0.00
	4	ANUSRI Ghosh	-	-	-	-	-
	5	POORNIMA M S	-	-	-	-	-
	9	TIJI Raju	-	-	-	-	-
	10	NIRMALA	-	-	-	-	-
	13	PREETI Singh	-	-	-	-	-
	14	SRUTIMOL N	-	-	-	-	-
	15	RESHMA P P	-	-	-	-	-
<b>Team Totals</b>			19		66	85	6.33

Non-Scoring Reception

<b>Limit</b>
<b>25.00%</b>

Rk	No	Name	Excellents	Faults	Serve Receptions	Total Attempts	Succ %
1	1	PRIYANKA Khedkar	8	3	4	15	53.33
2	3	REKHA S	9	3	9	21	42.86
3	10	NIRMALA	3	-	8	11	27.27
4	7	SOUMYA V	3	1	16	20	15.00
	9	TIJI Raju	-	-	2	2	-
	4	ANUSRI Ghosh	-	-	-	-	-
	5	POORNIMA M S	-	-	-	-	-
	8	SHEEBA P V	-	-	-	-	-
	12	TERIN Antony	-	-	-	-	-
	13	PREETI Singh	-	-	-	-	-
	14	SRUTIMOL N	-	-	-	-	-
	15	RESHMA P P	-	-	-	-	-
<b>Team Totals</b>			23	7	39	69	33.33

Avg	Eff%	Rk	Succ%
Average	Efficiency	Rank	Success %

Timing and Results provided by Tissot





Match No.: 20

### Match Statistics

경기 통계

Match Duration: 1h 01m  
Spectators: 1400

P3


THA vs KAZ  
3 0

Teams	Sets	1	2	3	Total
THA	3	25	25	25	75
KAZ	0	10	10	10	30
	Playing Time	16m	20m	19m	55m


First Referee: CHUNG Ching Ju (TPE)

Second Referee: WANG Ziling (CHN)


### THA - Thailand

Scoring Spike

Limit
15.00%

Rk	No	Name	Spikes	Faults	Shots	Total Attempts	Eff %
1	4	NUEKJANG Thatdao	12	1	2	15	73.33
2	6	SITTIRAK Onuma	11	-	8	19	57.89
3	10	APINYAPONG Wilavan	10	2	12	24	33.33
4	15	KANTHONG Malika	7	3	4	14	28.57
	5	THINKAOW Pleumjit	7	3	3	13	
	3	PHANUSIT Em Orn	3	1	1	5	
	13	TOMKOM Nootsara	-	-	1	1	
	2	PANNOY Piyanut	-	-	-	-	
	9	PINSUWAN Khatthalee	-	-	-	-	
	12	CHAISRI Tapaphaipun	-	-	-	-	
	17	KAMULTHALA Kaewkalaya	-	-	-	-	
	19	PANKAEW Parinya	-	-	-	-	
Team Totals			50	10	31	91	43.96

Scoring Block


Rk	No	Name	Kill Blocks	Faults	Rebounds	Total Attempts	Avg by Set
1	5	THINKAOW Pleumjit	2	-	2	4	0.67
2	13	TOMKOM Nootsara	1	1	2	4	0.33
3	4	NUEKJANG Thatdao	-	-	5	5	0.00
3	15	KANTHONG Malika	-	2	3	5	0.00
3	3	PHANUSIT Em Orn	-	-	1	1	0.00
3	10	APINYAPONG Wilavan	-	-	1	1	0.00
	2	PANNOY Piyanut	-	-	-	-	
	6	SITTIRAK Onuma	-	-	-	-	
	9	PINSUWAN Khatthalee	-	-	-	-	
	12	CHAISRI Tapaphaipun	-	-	-	-	
	17	KAMULTHALA Kaewkalaya	-	-	-	-	
	19	PANKAEW Parinya	-	-	-	-	
Team Totals			3	3	14	20	1.00

Scoring Service


Rk	No	Name	Aces	Faults	Serve Hits	Total Attempts	Avg by Set
1	6	SITTIRAK Onuma	3	1	6	10	1.00
2	15	KANTHONG Malika	2	1	16	19	0.67
2	4	NUEKJANG Thatdao	2	-	8	10	0.67
4	13	TOMKOM Nootsara	-	2	11	13	0.00
4	10	APINYAPONG Wilavan	-	2	9	11	0.00
4	5	THINKAOW Pleumjit	-	-	4	4	0.00
4	12	CHAISRI Tapaphaipun	-	-	3	3	0.00
4	19	PANKAEW Parinya	-	-	2	2	0.00
	2	PANNOY Piyanut	-	-	-	-	
	3	PHANUSIT Em Orn	-	-	-	-	
	9	PINSUWAN Khatthalee	-	-	-	-	
	17	KAMULTHALA Kaewkalaya	-	-	-	-	
Team Totals			7	6	59	72	2.33

Team
Opponent Errors & Team Faults

15
----

Timing and Results provided by Tissot



Match No.: 20

### Match Statistics

경기 통계

Match Duration: 1h 01m  
Spectators: 1400

P3


THA vs KAZ  
3 0


Teams	Sets	1	2	3	Total
THA	3	25	25	25	75
KAZ	0	10	10	10	30
	Playing Time	16m	20m	19m	55m


First Referee: CHUNG Ching Ju (TPE)

Second Referee: WANG Ziling (CHN)

### THA - Thailand

Non-Scoring Dig	Rk	No	Name	Digs	Faults	Receptions	Total Attempts	Avg by Set
	1	2	PANNOY Piyanut	-	2	13	15	0.00
	1	15	KANTHONG Malika	-	-	14	14	0.00
	1	10	APINYAPONG Wilavan	-	-	12	12	0.00
	1	13	TOMKOM Nootsara	-	1	6	7	0.00
	1	6	SITTIRAK Onuma	-	-	6	6	0.00
	1	4	NUEKJANG Thatdao	-	1	4	5	0.00
	1	19	PANKAEW Parinya	-	-	4	4	0.00
	1	5	THINKAOW Pleumjit	-	-	2	2	0.00
	1	3	PHANUSIT Em Orn	-	-	1	1	0.00
		9	PINSUWAN Khatthalee	-	-	-	-	-
		12	CH AISRI Tapaphaipun	-	-	-	-	-
		17	KAMULTHALA Kaewkalaya	-	-	-	-	-
	<b>Team Totals</b>					4	62	66

Non-Scoring Set	Rk	No	Name	Running Sets	Faults	Still Sets	Total Attempts	Avg by Set
	1	13	TOMKOM Nootsara	25	-	18	43	8.33
	2	19	PANKAEW Parinya	9	-	4	13	3.00
	3	2	PANNOY Piyanut	4	-	2	6	1.33
	4	5	THINKAOW Pleumjit	1	-	2	3	0.33
	4	4	NUEKJANG Thatdao	1	-	-	1	0.33
	6	6	SITTIRAK Onuma	-	-	5	5	0.00
	6	15	KANTHONG Malika	-	-	3	3	0.00
	6	10	APINYAPONG Wilavan	-	-	2	2	0.00
	6	12	CH AISRI Tapaphaipun	-	-	1	1	0.00
		3	PHANUSIT Em Orn	-	-	-	-	-
		9	PINSUWAN Khatthalee	-	-	-	-	-
		17	KAMULTHALA Kaewkalaya	-	-	-	-	-
	<b>Team Totals</b>				40		37	77

Non-Scoring Reception	Rk	No	Name	Excellents	Faults	Serve Receptions	Total Attempts	Succ %
	1	10	APINYAPONG Wilavan	3	-	5	8	37.50
	2	15	KANTHONG Malika	2	1	8	11	18.18
		2	PANNOY Piyanut	2	-	2	4	
		12	CH AISRI Tapaphaipun	1	1	-	2	
		13	TOMKOM Nootsara	-	-	1	1	
		3	PHANUSIT Em Orn	-	-	-	-	
		4	NUEKJANG Thatdao	-	-	-	-	
		5	THINKAOW Pleumjit	-	-	-	-	
		6	SITTIRAK Onuma	-	-	-	-	
		9	PINSUWAN Khatthalee	-	-	-	-	
		17	KAMULTHALA Kaewkalaya	-	-	-	-	
		19	PANKAEW Parinya	-	-	-	-	
	<b>Limit</b>							
<b>25.00%</b>	<b>Team Totals</b>			8	2	16	26	30.77

Timing and Results provided by Tissot



Match No.: 20

### Match Statistics

경기 통계

Match Duration: 1h 01m  
Spectators: 1400

P3


THA vs KAZ  
3 0


Teams	Sets	1	2	3	Total
THA	3	25	25	25	75
KAZ	0	10	10	10	30
	Playing Time	16m	20m	19m	55m


First Referee: CHUNG Ching Ju (TPE)

Second Referee: WANG Ziling (CHN)

### KAZ - Kazakhstan

Scoring Spike	Rk	No	Name	Spikes	Faults	Shots	Total Attempts	Eff %	
		1	GORDEYEVA Yelena	-	1	12	13		
		8	SHENBERGER Irina	3	3	5	11		
		12	AIZHARIKHOVA Ainagul	2	-	7	9		
		18	KOLOMOYETS Anastassiya	2	1	5	8		
		11	ROSTOVCHSHIKOVA Anastassiya	2	2	4	8		
		6	AKILOVA Natalya	1	1	5	7		
		7	RAZORENKOVA Yekaterina	2	2	3	7		
		10	DANILOVA Regina	-	-	5	5		
		4	CHUMAK Irina	-	1	2	3		
		15	BATKULDINA Aliya	-	-	1	1		
		17	MARATOVA Ardak	-	1	-	1		
		5	RYLOVA Valeriya	-	-	-	-		
	<b>Limit</b>								
	15.00%								
<b>Team Totals</b>				12	12	49	73	0.00	

Scoring Block	Rk	No	Name	Kill Blocks	Faults	Rebounds	Total Attempts	Avg by Set	
		1	RAZORENKOVA Yekaterina	3	-	2	5	1.00	
		2	SHENBERGER Irina	2	2	-	4	0.67	
		3	GORDEYEVA Yelena	1	1	2	4	0.33	
		4	AKILOVA Natalya	-	2	4	6	0.00	
		4	KOLOMOYETS Anastassiya	-	4	1	5	0.00	
		4	AIZHARIKHOVA Ainagul	-	-	3	3	0.00	
		4	DANILOVA Regina	-	2	1	3	0.00	
		4	ROSTOVCHSHIKOVA Anastassiya	-	2	1	3	0.00	
		4	CHUMAK Irina	-	1	-	1	0.00	
		5	RYLOVA Valeriya	-	-	-	-		
		15	BATKULDINA Aliya	-	-	-	-		
		17	MARATOVA Ardak	-	-	-	-		
	<b>Team Totals</b>				6	14	14	34	2.00

Scoring Service	Rk	No	Name	Aces	Faults	Serve Hits	Total Attempts	Avg by Set	
		1	AKILOVA Natalya	2	-	8	10	0.67	
		2	ROSTOVCHSHIKOVA Anastassiya	1	2	4	7	0.33	
		3	RAZORENKOVA Yekaterina	-	-	4	4	0.00	
		3	AIZHARIKHOVA Ainagul	-	1	2	3	0.00	
		3	KOLOMOYETS Anastassiya	-	2	1	3	0.00	
		3	GORDEYEVA Yelena	-	-	2	2	0.00	
		3	SHENBERGER Irina	-	-	2	2	0.00	
		3	DANILOVA Regina	-	-	2	2	0.00	
		4	CHUMAK Irina	-	-	-	-		
		5	RYLOVA Valeriya	-	-	-	-		
		15	BATKULDINA Aliya	-	-	-	-		
		17	MARATOVA Ardak	-	-	-	-		
	<b>Team Totals</b>				3	5	25	33	1.00

Team	Opponent Errors & Team Faults	
		9

Timing and Results provided by Tissot



Match No.: 20

### Match Statistics

경기 통계

Match Duration: 1h 01m  
Spectators: 1400

P3

THA vs KAZ


3 0


Teams	Sets	1	2	3	Total
THA	3	25	25	25	75
KAZ	0	10	10	10	30
	Playing Time	16m	20m	19m	55m


First Referee: CHUNG Ching Ju (TPE)

Second Referee: WANG Ziling (CHN)

### KAZ - Kazakhstan

Non-Scoring Dig	Rk	No	Name	Digs	Faults	Receptions	Total Attempts	Avg by Set	
	1	6	AKILOVA Natalya	1	5	9	15	0.33	
	2	5	RYLOVA Valeriya	-	2	8	10	0.00	
	2	10	DANILOVA Regina	-	3	6	9	0.00	
	2	11	ROSTOVCHSHIKOVA Anastassiya	-	4	5	9	0.00	
	2	8	SHENBERGER Irina	-	2	4	6	0.00	
	2	7	RAZORENKOVA Yekaterina	-	1	4	5	0.00	
	2	12	AIZHARIKHOVA Ainagul	-	2	3	5	0.00	
	2	1	GORDEYEVA Yelena	-	2	1	3	0.00	
	2	4	CHUMAK Irina	-	-	1	1	0.00	
		15	BATKULDINA Aliya	-	-	-	-	-	-
		17	MARATOVA Ardak	-	-	-	-	-	-
		18	KOLOMOYETS Anastassiya	-	-	-	-	-	-
	<b>Team Totals</b>				1	21	41	63	0.33

Non-Scoring Set	Rk	No	Name	Running Sets	Faults	Still Sets	Total Attempts	Avg by Set	
	1	6	AKILOVA Natalya	10	1	41	52	3.33	
	2	18	KOLOMOYETS Anastassiya	1	-	1	2	0.33	
	3	11	ROSTOVCHSHIKOVA Anastassiya	-	-	3	3	0.00	
	3	1	GORDEYEVA Yelena	-	-	2	2	0.00	
	3	5	RYLOVA Valeriya	-	-	2	2	0.00	
	3	7	RAZORENKOVA Yekaterina	-	-	2	2	0.00	
	3	10	DANILOVA Regina	-	-	2	2	0.00	
	3	4	CHUMAK Irina	-	-	1	1	0.00	
	3	8	SHENBERGER Irina	-	-	1	1	0.00	
	3	15	BATKULDINA Aliya	-	-	1	1	0.00	
		12	AIZHARIKHOVA Ainagul	-	-	-	-	-	
		17	MARATOVA Ardak	-	-	-	-	-	
	<b>Team Totals</b>				11	1	56	68	3.67

Non-Scoring Reception	Rk	No	Name	Excellents	Faults	Serve Receptions	Total Attempts	Succ %	
	1	11	ROSTOVCHSHIKOVA Anastassiya	3	1	5	9	33.33	
	2	5	RYLOVA Valeriya	4	3	11	18	22.22	
	3	1	GORDEYEVA Yelena	1	1	5	7	14.29	
	4	7	RAZORENKOVA Yekaterina	1	1	11	13	7.69	
	5	10	DANILOVA Regina	-	-	7	7	0.00	
		8	SHENBERGER Irina	-	-	3	3	-	
		12	AIZHARIKHOVA Ainagul	1	-	1	2	-	
		4	CHUMAK Irina	-	-	1	1	-	
		18	KOLOMOYETS Anastassiya	-	1	-	1	-	
		6	AKILOVA Natalya	-	-	-	-	-	
		15	BATKULDINA Aliya	-	-	-	-	-	
		17	MARATOVA Ardak	-	-	-	-	-	
	<b>Team Totals</b>				10	7	44	61	16.39

LEGEND

Avg Average      Eff% Efficiency      Rk Rank      Succ% Success %

Timing and Results provided by Tissot



Match No.: 21

### Match Statistics

경기 통계

Match Duration: 1h 18m  
Spectators: 400

P3


TPE vs JPN  
0 3

Teams	Sets	1	2	3	Total
TPE	0	21	17	16	54
JPN	3	25	25	25	75
	Playing Time	23m	25m	24m	1h 12m


First Referee: LEE Heung Fai (HKG)

Second Referee: PIMTHONGKHONBURI Sasiprapa (THA)


### TPE - Chinese Taipei

Scoring Spike

Limit 15.00%

Rk	No	Name	Spikes	Faults	Shots	Total Attempts	Eff %
1	11	CHEN Wan Ting	16	3	15	34	38.24
	17	CHANG Chen Yin	6	7	13	26	
	15	LEE Tzu Ying	2	4	19	25	
	5	CHEN Yi Ju	4	3	5	12	
	13	WEN I Tzu	4	-	2	6	
	6	HO Yen Chih	1	-	2	3	
	8	YANG Yi Chen	-	1	1	2	
	18	CHEN Tzu Ya	-	1	-	1	
	3	CHANG Yu Chia	-	-	-	-	
	9	CHANG Li Wen	-	-	-	-	
	12	YANG Meng Hua	-	-	-	-	
	16	TSENG Wan Ling	-	-	-	-	
<b>Team Totals</b>			33	19	57	109	12.84

Scoring Block


Rk	No	Name	Kill Blocks	Faults	Rebounds	Total Attempts	Avg by Set
1	11	CHEN Wan Ting	3	3	1	7	1.00
2	13	WEN I Tzu	2	1	4	7	0.67
3	5	CHEN Yi Ju	1	5	3	9	0.33
4	8	YANG Yi Chen	-	3	4	7	0.00
4	17	CHANG Chen Yin	-	3	3	6	0.00
4	15	LEE Tzu Ying	-	2	2	4	0.00
	3	CHANG Yu Chia	-	-	-	-	
	6	HO Yen Chih	-	-	-	-	
	9	CHANG Li Wen	-	-	-	-	
	12	YANG Meng Hua	-	-	-	-	
	16	TSENG Wan Ling	-	-	-	-	
	18	CHEN Tzu Ya	-	-	-	-	
<b>Team Totals</b>			6	17	17	40	2.00

Scoring Service


Rk	No	Name	Aces	Faults	Serve Hits	Total Attempts	Avg by Set
1	11	CHEN Wan Ting	1	2	6	9	0.33
1	17	CHANG Chen Yin	1	1	6	8	0.33
3	13	WEN I Tzu	-	1	11	12	0.00
3	8	YANG Yi Chen	-	1	10	11	0.00
3	5	CHEN Yi Ju	-	1	7	8	0.00
3	15	LEE Tzu Ying	-	-	7	7	0.00
3	18	CHEN Tzu Ya	-	1	-	1	0.00
	3	CHANG Yu Chia	-	-	-	-	
	6	HO Yen Chih	-	-	-	-	
	9	CHANG Li Wen	-	-	-	-	
	12	YANG Meng Hua	-	-	-	-	
	16	TSENG Wan Ling	-	-	-	-	
<b>Team Totals</b>			2	7	47	56	0.67

Team

Opponent Errors & Team Faults	13
-------------------------------	----

Timing and Results provided by Tissot



Match No.: 21

### Match Statistics

경기 통계

Match Duration: 1h 18m  
Spectators: 400

P3


TPE vs JPN  
0 3

Teams	Sets	1	2	3	Total
TPE	0	21	17	16	54
JPN	3	25	25	25	75
	Playing Time	23m	25m	24m	1h 12m


First Referee: LEE Heung Fai (HKG)

Second Referee: PIMTHONGKHONBURI Sasiprapa (THA)

### TPE - Chinese Taipei

Non-Scoring Dig


Rk	No	Name	Digs	Faults	Receptions	Total Attempts	Avg by Set
1	12	YANG Meng Hua	3	5	15	23	1.00
2	15	LEE Tzu Ying	1	4	7	12	0.33
3	17	CHANG Chen Yin	-	1	13	14	0.00
3	8	YANG Yi Chen	-	3	9	12	0.00
3	11	CHEN Wan Ting	-	1	5	6	0.00
3	13	WEN I Tzu	-	-	4	4	0.00
3	5	CHEN Yi Ju	-	2	1	3	0.00
	3	CHANG Yu Chia	-	-	-	-	-
	6	HO Yen Chih	-	-	-	-	-
	9	CHANG Li Wen	-	-	-	-	-
	16	TSENG Wan Ling	-	-	-	-	-
	18	CHEN Tzu Ya	-	-	-	-	-
<b>Team Totals</b>			4	16	54	74	1.33

Non-Scoring Set


Rk	No	Name	Running Sets	Faults	Still Sets	Total Attempts	Avg by Set
1	8	YANG Yi Chen	27	1	50	78	9.00
2	17	CHANG Chen Yin	1	-	4	5	0.33
3	12	YANG Meng Hua	-	-	4	4	0.00
3	3	CHANG Yu Chia	-	-	3	3	0.00
3	5	CHEN Yi Ju	-	-	3	3	0.00
3	11	CHEN Wan Ting	-	-	2	2	0.00
3	15	LEE Tzu Ying	-	-	2	2	0.00
3	13	WEN I Tzu	-	-	1	1	0.00
	6	HO Yen Chih	-	-	-	-	-
	9	CHANG Li Wen	-	-	-	-	-
	16	TSENG Wan Ling	-	-	-	-	-
	18	CHEN Tzu Ya	-	-	-	-	-
<b>Team Totals</b>			28	1	69	98	9.33

Non-Scoring Reception

<b>Limit</b>
<b>25.00%</b>

Rk	No	Name	Excellents	Faults	Serve Receptions	Total Attempts	Succ %
1	17	CHANG Chen Yin	11	2	11	24	45.83
2	15	LEE Tzu Ying	5	2	12	19	26.32
	12	YANG Meng Hua	7	1	5	13	
	18	CHEN Tzu Ya	1	1	2	4	
	5	CHEN Yi Ju	-	-	1	1	
	11	CHEN Wan Ting	-	-	1	1	
	3	CHANG Yu Chia	-	-	-	-	
	6	HO Yen Chih	-	-	-	-	
	8	YANG Yi Chen	-	-	-	-	
	9	CHANG Li Wen	-	-	-	-	
	13	WEN I Tzu	-	-	-	-	
	16	TSENG Wan Ling	-	-	-	-	
<b>Team Totals</b>			24	6	32	62	38.71



Match No.: 21

### Match Statistics

경기 통계

Match Duration: 1h 18m  
Spectators: 400

P3

TPE vs JPN

0 3

Teams	Sets	1	2	3	Total
TPE	0	21	17	16	54
JPN	3	25	25	25	75
Playing Time		23m	25m	24m	1h 12m

First Referee: LEE Heung Fai (HKG)


Second Referee: PIMTHONGKHONBURI Sasiprapa (THA)

### JPN - Japan


Scoring Spike

Limit
15.00%

Rk	No	Name	Spikes	Faults	Shots	Total Attempts	Eff %
1	4	SHIMAMURA Haruyo	8	1	8	17	41.18
2	3	NOMOTO Rika	8	2	10	20	30.00
3	7	TAKAHASHI Saori	6	1	10	17	29.41
4	9	MURANAGA Nao	5	2	12	19	15.79
	12	SAKAMOTO Nanaka	4	1	5	10	
	8	OTAKE Riho	5	-	4	9	
	11	INOUE Arisa	3	1	1	5	
	10	ITOH Nozomi	1	2	1	4	
	5	HORIKAWA Mari	2	-	-	2	
	1	SUZUKI Yuko	-	1	-	1	
	2	TASHIRO Kanami	-	-	-	-	
	6	TORIGOE Miku	-	-	-	-	
Team Totals			42	11	51	104	29.81

Scoring Block


Rk	No	Name	Kill Blocks	Faults	Rebounds	Total Attempts	Avg by Set
1	8	OTAKE Riho	3	4	3	10	1.00
2	4	SHIMAMURA Haruyo	2	1	9	12	0.67
2	7	TAKAHASHI Saori	2	5	3	10	0.67
4	3	NOMOTO Rika	1	2	3	6	0.33
5	9	MURANAGA Nao	-	2	2	4	0.00
5	11	INOUE Arisa	-	-	2	2	0.00
5	2	TASHIRO Kanami	-	1	1	2	0.00
5	10	ITOH Nozomi	-	1	1	2	0.00
5	12	SAKAMOTO Nanaka	-	1	1	2	0.00
	1	SUZUKI Yuko	-	-	-	-	
	5	HORIKAWA Mari	-	-	-	-	
	6	TORIGOE Miku	-	-	-	-	
Team Totals			8	17	25	50	2.67

Scoring Service


Rk	No	Name	Aces	Faults	Serve Hits	Total Attempts	Avg by Set
1	7	TAKAHASHI Saori	1	-	12	13	0.33
1	8	OTAKE Riho	1	3	9	13	0.33
1	2	TASHIRO Kanami	1	1	9	11	0.33
1	9	MURANAGA Nao	1	2	7	10	0.33
1	4	SHIMAMURA Haruyo	1	1	7	9	0.33
1	12	SAKAMOTO Nanaka	1	-	1	2	0.33
7	1	SUZUKI Yuko	-	-	5	5	0.00
7	10	ITOH Nozomi	-	-	3	3	0.00
7	3	NOMOTO Rika	-	1	2	3	0.00
7	5	HORIKAWA Mari	-	-	2	2	0.00
7	11	INOUE Arisa	-	-	2	2	0.00
	6	TORIGOE Miku	-	-	-	-	
Team Totals			6	8	59	73	2.00

Team

Opponent Errors & Team Faults	19
-------------------------------	----

Timing and Results provided by Tissot



Match No.: 21

### Match Statistics

경기 통계

Match Duration: 1h 18m  
Spectators: 400

P3


TPE vs JPN  
0 3


Teams	Sets	1	2	3	Total
TPE	0	21	17	16	54
JPN	3	25	25	25	75
	Playing Time	23m	25m	24m	1h 12m


First Referee: LEE Heung Fai (HKG)

Second Referee: PIMTHONGKHONBURI Sasiprapa (THA)

### JPN - Japan

Non-Scoring Dig	Rk	No	Name	Digs	Faults	Receptions	Total Attempts	Avg by Set
	1	6	TORIGOE Miku	4	2	14	20	1.33
	2	7	TAKAHASHI Saori	2	1	10	13	0.67
	3	10	ITOH Nozomi	1	-	4	5	0.33
	3	1	SUZUKI Yuko	1	1	1	3	0.33
	5	9	MURANAGA Nao	-	4	8	12	0.00
	5	2	TASHIRO Kanami	-	-	7	7	0.00
	5	8	OTAKE Riho	-	1	3	4	0.00
	5	3	NOMOTO Rika	-	2	2	4	0.00
	5	4	SHIMAMURA Haruyo	-	-	2	2	0.00
	5	12	SAKAMOTO Nanaka	-	-	2	2	0.00
	5	11	INOUE Arisa	-	2	-	2	0.00
	5	5	HORIKAWA Mari	-	-	1	1	0.00
	<b>Team Totals</b>				8	13	54	75

Non-Scoring Set	Rk	No	Name	Running Sets	Faults	Still Sets	Total Attempts	Avg by Set
	1	2	TASHIRO Kanami	30	-	39	69	10.00
	2	1	SUZUKI Yuko	4	-	5	9	1.33
	3	6	TORIGOE Miku	2	-	6	8	0.67
	3	9	MURANAGA Nao	2	-	6	8	0.67
	5	3	NOMOTO Rika	1	-	-	1	0.33
	5	11	INOUE Arisa	1	-	-	1	0.33
	7	4	SHIMAMURA Haruyo	-	-	1	1	0.00
	7	5	HORIKAWA Mari	-	-	1	1	0.00
	7	7	TAKAHASHI Saori	-	-	1	1	0.00
	7	8	OTAKE Riho	-	-	1	1	0.00
	10	10	ITOH Nozomi	-	-	-	-	-
	12	12	SAKAMOTO Nanaka	-	-	-	-	-
	<b>Team Totals</b>				40		60	100

Non-Scoring Reception	Rk	No	Name	Excellents	Faults	Serve Receptions	Total Attempts	Succ %
	1	7	TAKAHASHI Saori	5	-	15	20	25.00
		6	TORIGOE Miku	5	2	4	11	
		9	MURANAGA Nao	2	-	8	10	
		12	SAKAMOTO Nanaka	2	-	2	4	
		8	OTAKE Riho	-	-	1	1	
		11	INOUE Arisa	-	-	1	1	
		1	SUZUKI Yuko	-	-	-	-	
		2	TASHIRO Kanami	-	-	-	-	
		3	NOMOTO Rika	-	-	-	-	
		4	SHIMAMURA Haruyo	-	-	-	-	
		5	HORIKAWA Mari	-	-	-	-	
		10	ITOH Nozomi	-	-	-	-	
	<b>Team Totals</b>				14	2	31	47

LEGEND		Eff%		Rk		Succ%	
Avg	Average	Eff%	Efficiency	Rk	Rank	Succ%	Success %

Timing and Results provided by Tissot





## Results Table - Final Round


결과표 - 최종 라운드

As of SAT 27 SEP 2014 at 21:25

P4

Match	Phase	Date	Teams	Sets	Points per Set					Total Points	Match Duration	Spectators
					1	2	3	4	5			
17	Quarter-final Qualification	26 SEP	IND vs MDV	3 - 0	25 - 12	25 - 7	25 - 11			75 - 30	1h 00m	280
18	Quarterfinals	27 SEP	KOR vs HKG	3 - 0	25 - 13	25 - 15	25 - 11			75 - 39	1h 10m	2,600
19	Quarterfinals	27 SEP	CHN vs IND	3 - 0	25 - 11	25 - 12	25 - 10			75 - 33	1h 01m	1,500
20	Quarterfinals	27 SEP	THA vs KAZ	3 - 0	25 - 10	25 - 10	25 - 10			75 - 30	1h 01m	1,400
21	Quarterfinals	27 SEP	TPE vs JPN	0 - 3	21 - 25	17 - 25	16 - 25			54 - 75	1h 18m	400
22	Semifinal 5th-8th	30 SEP	IND vs KAZ									
25	Semifinal 1st-4th	30 SEP	CHN vs THA									
24	Semifinal 5th-8th	30 SEP	HKG vs TPE									
23	Semifinal 1st-4th	30 SEP	KOR vs JPN									
28	Bronze Medal Match	2 OCT										
26	Classification 7-8	2 OCT										
27	Classification 5-6	2 OCT										
29	Gold Medal Match	2 OCT										

Statistics of	Average match duration	Average spectators	Total spectators
Preliminary Round	36m	558	17,856
Final Round	33m	618	6,180
Tournament	35m	572	24,036







## Teams Ranking by Skills


스킬별 팀 순위

As of SAT 27 SEP 2014 at 21:25

P6

Scoring Spike	Rk	Name	Spikes	Faults	Shots	Total Attempts	Eff %
	1	CHN - China	204	37	137	378	44.18
	2	KOR - Republic of Korea	160	36	160	356	34.83
	3	THA - Thailand	203	54	191	448	33.26
	4	TPE - Chinese Taipei	191	60	198	449	29.18
	5	JPN - Japan	147	61	216	424	20.28
	6	KAZ - Kazakhstan	140	72	221	433	15.70
	7	IND - India	109	76	211	396	8.33
	8	HKG - Hong Kong, China	124	96	231	451	6.21
	NR	MDV - Maldives	38	84	156	278	0.00
	<b>Tournament Totals</b>			1316	576	1721	3613

Scoring Block	Rk	Name	Kill Blocks	Faults	Rebounds	Total Attempts	Avg by Set
	1	CHN - China	47	44	89	180	3.13
	2	KOR - Republic of Korea	36	50	63	149	3.00
	3	JPN - Japan	32	50	87	169	2.46
	4	KAZ - Kazakhstan	36	61	86	183	2.25
	5	THA - Thailand	18	59	93	170	1.38
	6	HKG - Hong Kong, China	21	49	66	136	1.31
	7	TPE - Chinese Taipei	18	36	63	117	1.20
	8	IND - India	15	39	61	115	1.00
	NR	MDV - Maldives	4	25	19	48	0.27
	<b>Tournament Totals</b>			227	413	627	1267

Scoring Service	Rk	Name	Aces	Faults	Serve Hits	Total Attempts	Avg by Set
	1	TPE - Chinese Taipei	51	45	249	345	3.40
	2	CHN - China	46	30	295	371	3.07
	3	KOR - Republic of Korea	30	26	236	292	2.50
	4	KAZ - Kazakhstan	31	31	228	290	1.94
	5	JPN - Japan	22	27	234	283	1.69
	6	THA - Thailand	17	36	257	310	1.31
	6	HKG - Hong Kong, China	21	38	210	269	1.31
	8	IND - India	15	27	171	213	1.00
	NR	MDV - Maldives	6	25	97	128	0.40
	<b>Tournament Totals</b>			239	285	1977	2501





## Teams Ranking by Skills


스킬별 팀 순위

As of SAT 27 SEP 2014 at 21:25

P6

Non-Scoring Dig	Rk	Name	Digs	Faults	Receptions	Total Attempts	Avg by Set
	1	TPE - Chinese Taipei	54	38	228	320	3.60
	2	KOR - Republic of Korea	36	28	180	244	3.00
	3	CHN - China	42	33	189	264	2.80
	4	JPN - Japan	36	51	214	301	2.77
	5	HKG - Hong Kong, China	39	60	222	321	2.44
	6	THA - Thailand	24	29	239	292	1.85
	7	KAZ - Kazakhstan	21	59	248	328	1.31
	8	IND - India	18	63	203	284	1.20
	NR	MDV - Maldives	7	64	121	192	0.47
<b>Tournament Totals</b>			277	425	1844	2546	4.26

Non-Scoring Set	Rk	Name	Running Sets	Faults	Still Sets	Total Attempts	Avg by Set
	1	THA - Thailand	187	1	223	411	14.38
	2	CHN - China	186	3	163	352	12.40
	3	KOR - Republic of Korea	138	5	187	330	11.50
	4	TPE - Chinese Taipei	172	10	247	429	11.47
	5	JPN - Japan	135	1	269	405	10.38
	6	KAZ - Kazakhstan	120	9	268	397	7.50
	7	IND - India	98	11	280	389	6.53
	8	HKG - Hong Kong, China	104	7	315	426	6.50
	NR	MDV - Maldives	35	10	236	281	2.33
<b>Tournament Totals</b>			1175	57	2188	3420	18.08

Non-Scoring Reception	Rk	Name	Excellents	Faults	Serve Receptions	Total Attempts	Succ %
	1	KOR - Republic of Korea	78	7	73	158	49.37
	2	CHN - China	60	7	96	163	36.81
	3	THA - Thailand	73	12	114	199	36.68
	4	JPN - Japan	78	11	125	214	36.45
	5	IND - India	88	35	154	277	31.77
	6	TPE - Chinese Taipei	66	15	135	216	30.56
	7	HKG - Hong Kong, China	75	45	170	290	25.86
	8	KAZ - Kazakhstan	68	24	181	273	24.91
	NR	MDV - Maldives	33	77	179	289	11.42
<b>Tournament Totals</b>			619	233	1227	2079	29.77

### NOTES

Only teams advancing to the quarterfinals are ranked.

LEGEND									
Avg	Average	Eff%	Efficiency	NR	Not Ranked	Rk	Rank	Succ%	Success %

Timing and Results provided by Tissot





### Cumulative Statistics by Skills


스킬별 누적통계

CHN - China

AFTER 5 MATCHES

Scoring Spike	No	Name	Spikes	Faults	Shots	Total Attempts	Eff %
	1	QIAO Ting	11	1	6	18	55.56
	2	YAO di	1	1	1	3	0.00
	3	YIN Na	10	1	22	33	27.27
	4	WANG Qian	-	-	-	-	0.00
	5	DING Xia	5	1	2	8	50.00
	6	YAN Ni	28	1	16	45	60.00
	8	ZHANG Changning	52	15	30	97	38.14
	9	LI Jing	23	1	15	39	56.41
	10	ZHANG Xiaoya	25	3	9	37	59.46
	11	LIU Yanhan	37	9	20	66	42.42
	12	HUANG Liuyan	-	-	-	-	0.00
	13	WANG Qi	12	4	16	32	25.00
	<b>Team Totals</b>			204	37	137	378

Scoring Block	No	Name	Kill Blocks	Faults	Rebounds	Total Attempts	Avg by Set
	1	QIAO Ting	1	4	8	13	0.07
	2	YAO di	3	4	2	9	0.20
	3	YIN Na	4	3	15	22	0.27
	4	WANG Qian	-	-	-	-	0.00
	5	DING Xia	-	4	7	11	0.00
	6	YAN Ni	14	6	16	36	0.93
	8	ZHANG Changning	8	10	8	26	0.53
	9	LI Jing	5	2	7	14	0.33
	10	ZHANG Xiaoya	5	4	13	22	0.33
	11	LIU Yanhan	4	6	7	17	0.27
	12	HUANG Liuyan	-	-	-	-	0.00
	13	WANG Qi	3	1	6	10	0.20
	<b>Team Totals</b>			47	44	89	180

Scoring Service	No	Name	Aces	Faults	Serve Hits	Total Attempts	Avg by Set
	1	QIAO Ting	1	2	13	16	0.07
	2	YAO di	6	1	23	30	0.40
	3	YIN Na	4	-	60	64	0.27
	4	WANG Qian	-	-	1	1	0.00
	5	DING Xia	2	3	30	35	0.13
	6	YAN Ni	5	5	38	48	0.33
	8	ZHANG Changning	10	7	36	53	0.67
	9	LI Jing	6	2	15	23	0.40
	10	ZHANG Xiaoya	3	2	41	46	0.20
	11	LIU Yanhan	5	6	21	32	0.33
	12	HUANG Liuyan	-	-	-	-	0.00
	13	WANG Qi	4	2	17	23	0.27
	<b>Team Totals</b>			46	30	295	371

<b>Team</b>	<b>Opponent Errors &amp; Team Faults</b>	79	2
-------------	--	----	---





## Cumulative Statistics by Skills


스킬별 누적통계

CHN - China

AFTER 5 MATCHES

Non-Scoring Dig	No	Name	Digs	Faults	Receptions	Total Attempts	Avg by Set
	1	QIAO Ting	-	-	7	7	0.00
	2	YAO di	-	3	8	11	0.00
	3	YIN Na	7	3	29	39	0.47
	4	WANG Qian	17	8	29	54	1.13
	5	DING Xia	2	3	13	18	0.13
	6	YAN Ni	1	2	6	9	0.07
	8	ZHANG Changning	4	3	20	27	0.27
	9	LI Jing	2	1	13	16	0.13
	10	ZHANG Xiaoya	-	2	9	11	0.00
	11	LIU Yanhan	1	5	23	29	0.07
	12	HUANG Liuyan	6	-	16	22	0.40
	13	WANG Qi	2	3	16	21	0.13
	<b>Team Totals</b>			42	33	189	264

Non-Scoring Set	No	Name	Running Sets	Faults	Still Sets	Total Attempts	Avg by Set
	1	QIAO Ting	-	-	2	2	0.00
	2	YAO di	55	-	48	103	3.67
	3	YIN Na	6	-	7	13	0.40
	4	WANG Qian	3	-	8	11	0.20
	5	DING Xia	115	2	81	198	7.67
	6	YAN Ni	2	1	4	7	0.13
	8	ZHANG Changning	1	-	3	4	0.07
	9	LI Jing	-	-	2	2	0.00
	10	ZHANG Xiaoya	-	-	-	-	0.00
	11	LIU Yanhan	-	-	4	4	0.00
	12	HUANG Liuyan	2	-	3	5	0.13
	13	WANG Qi	2	-	1	3	0.13
	<b>Team Totals</b>			186	3	163	352

Non-Scoring Reception	No	Name	Excellents	Faults	Serve Receptions	Total Attempts	Succ %
	1	QIAO Ting	-	-	-	-	0.00
	2	YAO di	-	-	-	-	0.00
	3	YIN Na	26	1	24	51	50.98
	4	WANG Qian	22	3	27	52	42.31
	5	DING Xia	-	-	-	-	0.00
	6	YAN Ni	-	-	-	-	0.00
	8	ZHANG Changning	4	2	15	21	19.05
	9	LI Jing	1	1	3	5	20.00
	10	ZHANG Xiaoya	-	-	-	-	0.00
	11	LIU Yanhan	1	-	10	11	9.09
	12	HUANG Liuyan	4	-	12	16	25.00
	13	WANG Qi	2	-	5	7	28.57
	<b>Team Totals</b>			60	7	96	163

LEGEND			
Avg	Eff%	Succ%	
Average	Efficiency	Success %	

Timing and Results provided by Tissot





## Cumulative Statistics by Skills


스킬별 누적통계

HKG - Hong Kong, China

AFTER 5 MATCHES

Scoring Spike	No	Name	Spikes	Faults	Shots	Total Attempts	Eff %	
	1	LAM Mei	14	15	35	64	0.00	
	4	FONG Sze Man	7	9	31	47	0.00	
	5	TSANG Sze Nga	13	9	24	46	8.70	
	7	YEUNG Sau Mei	35	22	37	94	13.83	
	8	KOO Yung Yung	3	6	11	20	0.00	
	9	LO Ka Yan	11	7	11	29	13.79	
	10	FUNG Tsz Yan	-	1	1	2	0.00	
	11	LEE Pui Shan	4	-	8	12	33.33	
	12	LAW Ho Fung Thyllis	16	18	41	75	0.00	
	14	LAM Yee Ting	7	5	12	24	8.33	
	16	TSUI Ka Yee	-	-	-	-	0.00	
	18	IP Hoi Lun Helen	14	4	20	38	26.32	
	<b>Team Totals</b>			124	96	231	451	6.21

Scoring Block	No	Name	Kill Blocks	Faults	Rebounds	Total Attempts	Avg by Set	
	1	LAM Mei	1	3	11	15	0.06	
	4	FONG Sze Man	1	7	8	16	0.06	
	5	TSANG Sze Nga	-	7	5	12	0.00	
	7	YEUNG Sau Mei	7	6	6	19	0.44	
	8	KOO Yung Yung	1	4	3	8	0.06	
	9	LO Ka Yan	-	3	1	4	0.00	
	10	FUNG Tsz Yan	2	1	1	4	0.13	
	11	LEE Pui Shan	-	-	1	1	0.00	
	12	LAW Ho Fung Thyllis	-	7	5	12	0.00	
	14	LAM Yee Ting	2	3	12	17	0.13	
	16	TSUI Ka Yee	-	-	-	-	0.00	
	18	IP Hoi Lun Helen	7	8	13	28	0.44	
	<b>Team Totals</b>			21	49	66	136	1.31

Scoring Service	No	Name	Aces	Faults	Serve Hits	Total Attempts	Avg by Set	
	1	LAM Mei	2	6	35	43	0.13	
	4	FONG Sze Man	-	2	10	12	0.00	
	5	TSANG Sze Nga	5	8	42	55	0.31	
	7	YEUNG Sau Mei	6	4	31	41	0.38	
	8	KOO Yung Yung	-	1	6	7	0.00	
	9	LO Ka Yan	1	4	10	15	0.06	
	10	FUNG Tsz Yan	-	1	5	6	0.00	
	11	LEE Pui Shan	1	-	8	9	0.06	
	12	LAW Ho Fung Thyllis	4	4	24	32	0.25	
	14	LAM Yee Ting	2	4	25	31	0.13	
	16	TSUI Ka Yee	-	-	-	-	0.00	
	18	IP Hoi Lun Helen	-	4	14	18	0.00	
	<b>Team Totals</b>			21	38	210	269	1.31

Team	Opponent Errors & Team Faults	98	4
------	-------------------------------	----	---





## Cumulative Statistics by Skills


스킬별 누적통계

HKG - Hong Kong, China

AFTER 5 MATCHES

Non-Scoring Dig	No	Name	Digs	Faults	Receptions	Total Attempts	Avg by Set
	1	LAM Mei	6	8	28	42	0.38
	4	FONG Sze Man	-	2	10	12	0.00
	5	TSANG Sze Nga	-	4	9	13	0.00
	7	YEUNG Sau Mei	2	7	26	35	0.13
	8	KOO Yung Yung	-	-	-	-	0.00
	9	LO Ka Yan	2	1	9	12	0.13
	10	FUNG Tsz Yan	1	3	6	10	0.06
	11	LEE Pui Shan	1	2	13	16	0.06
	12	LAW Ho Fung Thyllis	7	5	32	44	0.44
	14	LAM Yee Ting	4	13	19	36	0.25
	16	TSUI Ka Yee	16	14	59	89	1.00
	18	IP Hoi Lun Helen	-	1	11	12	0.00
	<b>Team Totals</b>			39	60	222	321

Non-Scoring Set	No	Name	Running Sets	Faults	Still Sets	Total Attempts	Avg by Set
	1	LAM Mei	-	-	8	8	0.00
	4	FONG Sze Man	1	1	5	7	0.06
	5	TSANG Sze Nga	3	-	6	9	0.19
	7	YEUNG Sau Mei	1	-	8	9	0.06
	8	KOO Yung Yung	-	-	1	1	0.00
	9	LO Ka Yan	-	-	5	5	0.00
	10	FUNG Tsz Yan	14	3	42	59	0.88
	11	LEE Pui Shan	-	-	4	4	0.00
	12	LAW Ho Fung Thyllis	1	1	7	9	0.06
	14	LAM Yee Ting	76	2	182	260	4.75
	16	TSUI Ka Yee	6	-	42	48	0.38
	18	IP Hoi Lun Helen	2	-	5	7	0.13
	<b>Team Totals</b>			104	7	315	426

Non-Scoring Reception	No	Name	Excellents	Faults	Serve Receptions	Total Attempts	Succ %
	1	LAM Mei	7	5	34	46	15.22
	4	FONG Sze Man	3	2	12	17	17.65
	5	TSANG Sze Nga	-	-	-	-	0.00
	7	YEUNG Sau Mei	5	6	18	29	17.24
	8	KOO Yung Yung	-	-	-	-	0.00
	9	LO Ka Yan	5	3	11	19	26.32
	10	FUNG Tsz Yan	-	-	-	-	0.00
	11	LEE Pui Shan	3	6	12	21	14.29
	12	LAW Ho Fung Thyllis	15	12	39	66	22.73
	14	LAM Yee Ting	-	1	-	1	0.00
	16	TSUI Ka Yee	37	10	44	91	40.66
	18	IP Hoi Lun Helen	-	-	-	-	0.00
	<b>Team Totals</b>			75	45	170	290

LEGEND

Avg Average      Eff% Efficiency      Succ% Success %

Timing and Results provided by Tissot





### Cumulative Statistics by Skills


스킬별 누적통계

IND - India

AFTER 5 MATCHES

Scoring Spike	No	Name	Spikes	Faults	Shots	Total Attempts	Eff %	
	1	PRIYANKA Khedkar	-	-	-	-	0.00	
	3	REKHA S	11	12	24	47	0.00	
	4	ANUSRI Ghosh	10	7	23	40	7.50	
	5	POORNIMA M S	7	5	17	29	6.90	
	7	SOUMYA V	23	14	49	86	10.47	
	8	SHEEBA P V	12	9	24	45	6.67	
	9	TIJI Raju	22	8	23	53	26.42	
	10	NIRMALA	16	18	39	73	0.00	
	12	TERIN Antony	4	2	5	11	18.18	
	13	PREETI Singh	3	1	6	10	20.00	
	14	SRUTIMOL N	1	-	-	1	100.00	
	15	RESHMA P P	-	-	1	1	0.00	
	<b>Team Totals</b>			109	76	211	396	8.33

Scoring Block	No	Name	Kill Blocks	Faults	Rebounds	Total Attempts	Avg by Set	
	1	PRIYANKA Khedkar	-	-	-	-	0.00	
	3	REKHA S	1	4	1	6	0.07	
	4	ANUSRI Ghosh	1	5	19	25	0.07	
	5	POORNIMA M S	1	2	5	8	0.07	
	7	SOUMYA V	-	4	3	7	0.00	
	8	SHEEBA P V	1	2	6	9	0.07	
	9	TIJI Raju	8	16	20	44	0.53	
	10	NIRMALA	1	2	3	6	0.07	
	12	TERIN Antony	-	3	3	6	0.00	
	13	PREETI Singh	1	1	1	3	0.07	
	14	SRUTIMOL N	1	-	-	1	0.07	
	15	RESHMA P P	-	-	-	-	0.00	
	<b>Team Totals</b>			15	39	61	115	1.00

Scoring Service	No	Name	Aces	Faults	Serve Hits	Total Attempts	Avg by Set	
	1	PRIYANKA Khedkar	-	-	-	-	0.00	
	3	REKHA S	1	3	9	13	0.07	
	4	ANUSRI Ghosh	1	1	17	19	0.07	
	5	POORNIMA M S	-	3	8	11	0.00	
	7	SOUMYA V	-	-	18	18	0.00	
	8	SHEEBA P V	-	-	20	20	0.00	
	9	TIJI Raju	3	6	26	35	0.20	
	10	NIRMALA	2	3	25	30	0.13	
	12	TERIN Antony	3	9	36	48	0.20	
	13	PREETI Singh	3	-	6	9	0.20	
	14	SRUTIMOL N	2	2	4	8	0.13	
	15	RESHMA P P	-	-	2	2	0.00	
	<b>Team Totals</b>			15	27	171	213	1.00

<b>Team</b>	<b>Opponent Errors &amp; Team Faults</b>	70	4
-------------	--	----	---







## Cumulative Statistics by Skills


스킬별 누적통계

IND - India

AFTER 5 MATCHES

Non-Scoring Dig	No	Name	Digs	Faults	Receptions	Total Attempts	Avg by Set	
	1	PRIYANKA Khedkar	12	20	41	73	0.80	
	3	REKHA S	1	10	19	30	0.07	
	4	ANUSRI Ghosh	-	-	8	8	0.00	
	5	POORNIMA M S	1	1	12	14	0.07	
	7	SOUMYA V	2	5	31	38	0.13	
	8	SHEEBA P V	1	4	23	28	0.07	
	9	TIJI Raju	-	6	25	31	0.00	
	10	NIRMALA	-	9	24	33	0.00	
	12	TERIN Antony	1	5	15	21	0.07	
	13	PREETI Singh	-	-	3	3	0.00	
	14	SRUTIMOL N	-	1	1	2	0.00	
	15	RESHMA P P	-	2	1	3	0.00	
	<b>Team Totals</b>			18	63	203	284	1.20

Non-Scoring Set	No	Name	Running Sets	Faults	Still Sets	Total Attempts	Avg by Set	
	1	PRIYANKA Khedkar	2	-	15	17	0.13	
	3	REKHA S	-	-	4	4	0.00	
	4	ANUSRI Ghosh	-	-	9	9	0.00	
	5	POORNIMA M S	-	1	1	2	0.00	
	7	SOUMYA V	-	-	3	3	0.00	
	8	SHEEBA P V	1	-	8	9	0.07	
	9	TIJI Raju	-	1	7	8	0.00	
	10	NIRMALA	-	-	3	3	0.00	
	12	TERIN Antony	85	7	212	304	5.67	
	13	PREETI Singh	-	-	-	-	0.00	
	14	SRUTIMOL N	10	2	18	30	0.67	
	15	RESHMA P P	-	-	-	-	0.00	
	<b>Team Totals</b>			98	11	280	389	6.53

Non-Scoring Reception	No	Name	Excellents	Faults	Serve Receptions	Total Attempts	Succ %	
	1	PRIYANKA Khedkar	34	8	23	65	52.31	
	3	REKHA S	17	4	25	46	36.96	
	4	ANUSRI Ghosh	2	-	6	8	25.00	
	5	POORNIMA M S	-	-	-	-	0.00	
	7	SOUMYA V	17	10	44	71	23.94	
	8	SHEEBA P V	-	-	1	1	0.00	
	9	TIJI Raju	-	2	7	9	0.00	
	10	NIRMALA	17	9	45	71	23.94	
	12	TERIN Antony	-	-	-	-	0.00	
	13	PREETI Singh	-	-	-	-	0.00	
	14	SRUTIMOL N	-	1	-	1	0.00	
	15	RESHMA P P	1	1	3	5	20.00	
	<b>Team Totals</b>			88	35	154	277	31.77

LEGEND			
Avg	Eff%	Succ%	
Average	Efficiency	Success %	

Timing and Results provided by Tissot





### Cumulative Statistics by Skills


스킬별 누적통계

KAZ - Kazakhstan

AFTER 5 MATCHES

Scoring Spike	No	Name	Spikes	Faults	Shots	Total Attempts	Eff %	
	1	GORDEYEVA Yelena	21	12	61	94	9.57	
	4	CHUMAK Irina	9	7	19	35	5.71	
	5	RYLOVA Valeriya	-	-	-	-	0.00	
	6	AKILOVA Natalya	22	3	35	60	31.67	
	7	RAZORENKOVA Yekaterina	14	9	16	39	12.82	
	8	SHENBERGER Irina	18	15	30	63	4.76	
	10	DANILOVA Regina	2	3	6	11	0.00	
	11	ROSTOVCHSHIKOVA Anastassiya	13	10	17	40	7.50	
	12	AIZHARIKHOVA Ainagul	12	1	17	30	36.67	
	15	BATKULDINA Aliya	2	2	4	8	0.00	
	17	MARATOVA Ardak	2	2	4	8	0.00	
	18	KOLOMOYETS Anastassiya	25	8	12	45	37.78	
	<b>Team Totals</b>			140	72	221	433	15.70

Scoring Block	No	Name	Kill Blocks	Faults	Rebounds	Total Attempts	Avg by Set	
	1	GORDEYEVA Yelena	2	3	8	13	0.13	
	4	CHUMAK Irina	2	8	11	21	0.13	
	5	RYLOVA Valeriya	-	-	-	-	0.00	
	6	AKILOVA Natalya	1	11	17	29	0.06	
	7	RAZORENKOVA Yekaterina	7	5	6	18	0.44	
	8	SHENBERGER Irina	6	7	3	16	0.38	
	10	DANILOVA Regina	1	2	1	4	0.06	
	11	ROSTOVCHSHIKOVA Anastassiya	4	6	4	14	0.25	
	12	AIZHARIKHOVA Ainagul	2	2	12	16	0.13	
	15	BATKULDINA Aliya	2	2	2	6	0.13	
	17	MARATOVA Ardak	1	-	-	1	0.06	
	18	KOLOMOYETS Anastassiya	8	15	22	45	0.50	
	<b>Team Totals</b>			36	61	86	183	2.25

Scoring Service	No	Name	Aces	Faults	Serve Hits	Total Attempts	Avg by Set	
	1	GORDEYEVA Yelena	6	2	32	40	0.38	
	4	CHUMAK Irina	3	4	32	39	0.19	
	5	RYLOVA Valeriya	-	-	-	-	0.00	
	6	AKILOVA Natalya	7	3	37	47	0.44	
	7	RAZORENKOVA Yekaterina	2	-	27	29	0.13	
	8	SHENBERGER Irina	5	3	22	30	0.31	
	10	DANILOVA Regina	1	1	5	7	0.06	
	11	ROSTOVCHSHIKOVA Anastassiya	1	5	11	17	0.06	
	12	AIZHARIKHOVA Ainagul	1	3	16	20	0.06	
	15	BATKULDINA Aliya	2	3	10	15	0.13	
	17	MARATOVA Ardak	1	1	8	10	0.06	
	18	KOLOMOYETS Anastassiya	2	6	28	36	0.13	
	<b>Team Totals</b>			31	31	228	290	1.94

Team	Opponent Errors & Team Faults	84	9
------	-------------------------------	----	---





## Cumulative Statistics by Skills


스킬별 누적통계

KAZ - Kazakhstan

AFTER 5 MATCHES

Non-Scoring Dig	No	Name	Digs	Faults	Receptions	Total Attempts	Avg by Set	
	1	GORDEYEVA Yelena	3	7	31	41	0.19	
	4	CHUMAK Irina	-	2	17	19	0.00	
	5	RYLOVA Valeriya	11	16	59	86	0.69	
	6	AKILOVA Natalya	1	11	32	44	0.06	
	7	RAZORENKOVA Yekaterina	1	5	28	34	0.06	
	8	SHENBERGER Irina	3	7	33	43	0.19	
	10	DANILOVA Regina	-	3	11	14	0.00	
	11	ROSTOVCHSHIKOVA Anastassiya	1	4	12	17	0.06	
	12	AIZHARIKHOVA Ainagul	-	2	13	15	0.00	
	15	BATKULDINA Aliya	1	1	5	7	0.06	
	17	MARATOVA Ardak	-	-	2	2	0.00	
	18	KOLOMOYETS Anastassiya	-	1	5	6	0.00	
	<b>Team Totals</b>			21	59	248	328	1.31

Non-Scoring Set	No	Name	Running Sets	Faults	Still Sets	Total Attempts	Avg by Set	
	1	GORDEYEVA Yelena	4	-	9	13	0.25	
	4	CHUMAK Irina	1	-	11	12	0.06	
	5	RYLOVA Valeriya	1	-	17	18	0.06	
	6	AKILOVA Natalya	72	5	165	242	4.50	
	7	RAZORENKOVA Yekaterina	1	-	13	14	0.06	
	8	SHENBERGER Irina	-	-	5	5	0.00	
	10	DANILOVA Regina	1	-	3	4	0.06	
	11	ROSTOVCHSHIKOVA Anastassiya	-	-	7	7	0.00	
	12	AIZHARIKHOVA Ainagul	3	1	3	7	0.19	
	15	BATKULDINA Aliya	33	2	31	66	2.06	
	17	MARATOVA Ardak	1	-	-	1	0.06	
	18	KOLOMOYETS Anastassiya	3	1	4	8	0.19	
	<b>Team Totals</b>			120	9	268	397	7.50

Non-Scoring Reception	No	Name	Excellents	Faults	Serve Receptions	Total Attempts	Succ %	
	1	GORDEYEVA Yelena	14	6	33	53	26.42	
	4	CHUMAK Irina	-	-	2	2	0.00	
	5	RYLOVA Valeriya	26	5	52	83	31.33	
	6	AKILOVA Natalya	-	-	-	-	0.00	
	7	RAZORENKOVA Yekaterina	5	3	30	38	13.16	
	8	SHENBERGER Irina	13	3	34	50	26.00	
	10	DANILOVA Regina	2	1	10	13	15.38	
	11	ROSTOVCHSHIKOVA Anastassiya	6	3	16	25	24.00	
	12	AIZHARIKHOVA Ainagul	1	1	1	3	33.33	
	15	BATKULDINA Aliya	-	-	-	-	0.00	
	17	MARATOVA Ardak	1	1	3	5	20.00	
	18	KOLOMOYETS Anastassiya	-	1	-	1	0.00	
	<b>Team Totals</b>			68	24	181	273	24.91

LEGEND			
Avg	Eff%	Succ%	
Average	Efficiency	Success %	

Timing and Results provided by Tissot





### Cumulative Statistics by Skills


스킬별 누적통계

KOR - Republic of Korea

AFTER 4 MATCHES

Scoring Spike	No	Name	Spikes	Faults	Shots	Total Attempts	Eff %	
	3	LEE Hyohee	3	-	1	4	75.00	
	4	KIM Heejin	22	9	24	55	23.64	
	5	KIM Haeran	-	-	-	-	0.00	
	7	LEE Jaeyeong	-	-	-	-	0.00	
	8	NAM Jieyoun	-	-	-	-	0.00	
	9	LEE Dayeong	5	1	2	8	50.00	
	10	KIM Yeonkoug	42	4	32	78	48.72	
	12	HAN Songyi	1	1	3	5	0.00	
	13	PARK Jeongah	31	5	40	76	34.21	
	14	YANG Hyojin	20	6	26	52	26.92	
	16	BAE Yoona	24	3	13	40	52.50	
	19	BAEK Mokhwa	12	7	19	38	13.16	
	<b>Team Totals</b>			160	36	160	356	34.83

Scoring Block	No	Name	Kill Blocks	Faults	Rebounds	Total Attempts	Avg by Set	
	3	LEE Hyohee	-	7	2	9	0.00	
	4	KIM Heejin	2	8	10	20	0.17	
	5	KIM Haeran	-	-	-	-	0.00	
	7	LEE Jaeyeong	-	-	-	-	0.00	
	8	NAM Jieyoun	-	-	-	-	0.00	
	9	LEE Dayeong	4	-	1	5	0.33	
	10	KIM Yeonkoug	7	1	6	14	0.58	
	12	HAN Songyi	6	8	9	23	0.50	
	13	PARK Jeongah	2	8	10	20	0.17	
	14	YANG Hyojin	10	15	11	36	0.83	
	16	BAE Yoona	4	2	10	16	0.33	
	19	BAEK Mokhwa	1	1	4	6	0.08	
	<b>Team Totals</b>			36	50	63	149	3.00

Scoring Service	No	Name	Aces	Faults	Serve Hits	Total Attempts	Avg by Set	
	3	LEE Hyohee	7	-	48	55	0.58	
	4	KIM Heejin	1	5	29	35	0.08	
	5	KIM Haeran	-	-	-	-	0.00	
	7	LEE Jaeyeong	-	1	2	3	0.00	
	8	NAM Jieyoun	-	-	21	21	0.00	
	9	LEE Dayeong	2	3	17	22	0.17	
	10	KIM Yeonkoug	4	4	10	18	0.33	
	12	HAN Songyi	-	2	16	18	0.00	
	13	PARK Jeongah	8	3	34	45	0.67	
	14	YANG Hyojin	6	4	35	45	0.50	
	16	BAE Yoona	1	2	16	19	0.08	
	19	BAEK Mokhwa	1	2	8	11	0.08	
	<b>Team Totals</b>			30	26	236	292	2.50

<b>Team</b>	<b>Opponent Errors &amp; Team Faults</b>	74	1
-------------	--	----	---





### Cumulative Statistics by Skills


스킬별 누적통계

KOR - Republic of Korea

AFTER 4 MATCHES

Non-Scoring Dig	No	Name	Digs	Faults	Receptions	Total Attempts	Avg by Set	
	3	LEE Hyohee	1	4	15	20	0.08	
	4	KIM Heejin	1	2	13	16	0.08	
	5	KIM Haeran	17	7	51	75	1.42	
	7	LEE Jaeyeong	-	-	-	-	0.00	
	8	NAM Jieyoun	2	1	10	13	0.17	
	9	LEE Dayeong	2	4	7	13	0.17	
	10	KIM Yeonkoug	2	4	18	24	0.17	
	12	HAN Songyi	4	3	13	20	0.33	
	13	PARK Jeongah	2	1	18	21	0.17	
	14	YANG Hyojin	-	1	12	13	0.00	
	16	BAE Yoona	2	1	13	16	0.17	
	19	BAEK Mokhwa	3	-	10	13	0.25	
	<b>Team Totals</b>			36	28	180	244	3.00

Non-Scoring Set	No	Name	Running Sets	Faults	Still Sets	Total Attempts	Avg by Set	
	3	LEE Hyohee	67	1	82	150	5.58	
	4	KIM Heejin	2	-	2	4	0.17	
	5	KIM Haeran	6	-	11	17	0.50	
	7	LEE Jaeyeong	-	-	-	-	0.00	
	8	NAM Jieyoun	1	-	6	7	0.08	
	9	LEE Dayeong	45	4	61	110	3.75	
	10	KIM Yeonkoug	1	-	-	1	0.08	
	12	HAN Songyi	2	-	4	6	0.17	
	13	PARK Jeongah	5	-	7	12	0.42	
	14	YANG Hyojin	5	-	10	15	0.42	
	16	BAE Yoona	3	-	2	5	0.25	
	19	BAEK Mokhwa	1	-	2	3	0.08	
	<b>Team Totals</b>			138	5	187	330	11.50

Non-Scoring Reception	No	Name	Excellents	Faults	Serve Receptions	Total Attempts	Succ %	
	3	LEE Hyohee	-	-	-	-	0.00	
	4	KIM Heejin	-	-	-	-	0.00	
	5	KIM Haeran	27	2	17	46	58.70	
	7	LEE Jaeyeong	-	-	-	-	0.00	
	8	NAM Jieyoun	6	1	8	15	40.00	
	9	LEE Dayeong	-	-	-	-	0.00	
	10	KIM Yeonkoug	18	-	9	27	66.67	
	12	HAN Songyi	11	2	20	33	33.33	
	13	PARK Jeongah	7	-	6	13	53.85	
	14	YANG Hyojin	1	-	-	1	100.00	
	16	BAE Yoona	4	1	7	12	33.33	
	19	BAEK Mokhwa	4	1	6	11	36.36	
	<b>Team Totals</b>			78	7	73	158	49.37

LEGEND			
Avg	Eff%	Succ%	
Average	Efficiency	Success %	

Timing and Results provided by Tissot





### Cumulative Statistics by Skills


스킬별 누적통계

THA - Thailand

AFTER 4 MATCHES

Scoring Spike	No	Name	Spikes	Faults	Shots	Total Attempts	Eff %	
	2	PANNOY Piyanut	-	-	-	-	0.00	
	3	PHANUSIT Em Orn	4	1	6	11	27.27	
	4	NUEKJANG Thatdao	24	5	10	39	48.72	
	5	THINKAOW Pleumjit	31	12	17	60	31.67	
	6	SITTIRAK Onuma	57	12	53	122	36.89	
	9	PINSUWAN Khatthalee	-	-	-	-	0.00	
	10	APINYAPONG Wilavan	48	8	42	98	40.82	
	12	CHAISRI Tapaphaipun	14	8	16	38	15.79	
	13	TOMKOM Nootsara	1	-	11	12	8.33	
	15	KANTHONG Malika	21	8	33	62	20.97	
	17	KAMULTHALA Kaewkalaya	3	-	3	6	50.00	
	19	PANKAEW Parinya	-	-	-	-	0.00	
	<b>Team Totals</b>			203	54	191	448	33.26

Scoring Block	No	Name	Kill Blocks	Faults	Rebounds	Total Attempts	Avg by Set	
	2	PANNOY Piyanut	-	-	-	-	0.00	
	3	PHANUSIT Em Orn	-	1	3	4	0.00	
	4	NUEKJANG Thatdao	2	13	16	31	0.15	
	5	THINKAOW Pleumjit	7	13	27	47	0.54	
	6	SITTIRAK Onuma	4	6	10	20	0.31	
	9	PINSUWAN Khatthalee	-	-	-	-	0.00	
	10	APINYAPONG Wilavan	-	5	4	9	0.00	
	12	CHAISRI Tapaphaipun	1	6	6	13	0.08	
	13	TOMKOM Nootsara	3	5	14	22	0.23	
	15	KANTHONG Malika	-	9	9	18	0.00	
	17	KAMULTHALA Kaewkalaya	1	1	4	6	0.08	
	19	PANKAEW Parinya	-	-	-	-	0.00	
	<b>Team Totals</b>			18	59	93	170	1.38

Scoring Service	No	Name	Aces	Faults	Serve Hits	Total Attempts	Avg by Set	
	2	PANNOY Piyanut	-	-	-	-	0.00	
	3	PHANUSIT Em Orn	-	-	1	1	0.00	
	4	NUEKJANG Thatdao	2	5	18	25	0.15	
	5	THINKAOW Pleumjit	3	3	37	43	0.23	
	6	SITTIRAK Onuma	4	9	23	36	0.31	
	9	PINSUWAN Khatthalee	1	-	6	7	0.08	
	10	APINYAPONG Wilavan	-	6	50	56	0.00	
	12	CHAISRI Tapaphaipun	1	-	21	22	0.08	
	13	TOMKOM Nootsara	1	5	47	53	0.08	
	15	KANTHONG Malika	3	6	39	48	0.23	
	17	KAMULTHALA Kaewkalaya	-	2	8	10	0.00	
	19	PANKAEW Parinya	2	-	7	9	0.15	
	<b>Team Totals</b>			17	36	257	310	1.31

Team	Opponent Errors & Team Faults	74	2
------	-------------------------------	----	---





### Cumulative Statistics by Skills


스킬별 누적통계

THA - Thailand

AFTER 4 MATCHES

Non-Scoring Dig	No	Name	Digs	Faults	Receptions	Total Attempts	Avg by Set
	2	PANNOY Piyanut	5	5	47	57	0.38
	3	PHANUSIT Em Orn	-	-	3	3	0.00
	4	NUEKJANG Thatdao	-	1	9	10	0.00
	5	THINKAOW Pleumjit	-	1	9	10	0.00
	6	SITTIRAK Onuma	1	6	21	28	0.08
	9	PINSUWAN Khatthalee	3	1	1	5	0.23
	10	APINYAPONG Wilavan	4	6	52	62	0.31
	12	CHAISRI Tapaphaipun	4	2	14	20	0.31
	13	TOMKOM Nootsara	4	4	34	42	0.31
	15	KANTHONG Malika	2	2	39	43	0.15
	17	KAMULTHALA Kaewkalaya	-	1	3	4	0.00
	19	PANKAEW Parinya	1	-	7	8	0.08
<b>Team Totals</b>			24	29	239	292	1.85

Non-Scoring Set	No	Name	Running Sets	Faults	Still Sets	Total Attempts	Avg by Set
	2	PANNOY Piyanut	10	-	16	26	0.77
	3	PHANUSIT Em Orn	-	-	1	1	0.00
	4	NUEKJANG Thatdao	2	-	1	3	0.15
	5	THINKAOW Pleumjit	4	-	12	16	0.31
	6	SITTIRAK Onuma	2	-	19	21	0.15
	9	PINSUWAN Khatthalee	-	-	2	2	0.00
	10	APINYAPONG Wilavan	2	-	7	9	0.15
	12	CHAISRI Tapaphaipun	3	-	10	13	0.23
	13	TOMKOM Nootsara	143	1	133	277	11.00
	15	KANTHONG Malika	3	-	10	13	0.23
	17	KAMULTHALA Kaewkalaya	-	-	-	-	0.00
	19	PANKAEW Parinya	18	-	12	30	1.38
<b>Team Totals</b>			187	1	223	411	14.38

Non-Scoring Reception	No	Name	Excellents	Faults	Serve Receptions	Total Attempts	Succ %
	2	PANNOY Piyanut	22	2	23	47	46.81
	3	PHANUSIT Em Orn	-	-	-	-	0.00
	4	NUEKJANG Thatdao	-	1	-	1	0.00
	5	THINKAOW Pleumjit	-	-	-	-	0.00
	6	SITTIRAK Onuma	4	-	8	12	33.33
	9	PINSUWAN Khatthalee	1	1	-	2	50.00
	10	APINYAPONG Wilavan	22	3	35	60	36.67
	12	CHAISRI Tapaphaipun	11	2	16	29	37.93
	13	TOMKOM Nootsara	-	1	1	2	0.00
	15	KANTHONG Malika	13	2	30	45	28.89
	17	KAMULTHALA Kaewkalaya	-	-	1	1	0.00
	19	PANKAEW Parinya	-	-	-	-	0.00
<b>Team Totals</b>			73	12	114	199	36.68

LEGEND			
Avg	Eff%	Succ%	
Average	Efficiency	Success %	

Timing and Results provided by Tissot





## Cumulative Statistics by Skills


스킬별 누적통계

JPN - Japan

AFTER 3 MATCHES

Scoring Spike	No	Name	Spikes	Faults	Shots	Total Attempts	Eff %
	1	SUZUKI Yuko	-	-	-	-	0.00
	2	TASHIRO Kanami	2	-	4	6	33.33
	3	NOMOTO Rika	-	2	4	6	0.00
	4	SHIMAMURA Haruyo	12	8	18	38	10.53
	5	HORIKAWA Mari	7	4	10	21	14.29
	6	TORIGOE Miku	-	-	-	-	0.00
	7	TAKAHASHI Saori	23	10	20	53	24.53
	8	OTAKE Riho	11	1	18	30	33.33
	9	MURANAGA Nao	17	3	23	43	32.56
	10	ITOH Nozomi	11	7	23	41	9.76
	11	INOUE Arisa	16	11	27	54	9.26
	12	SAKAMOTO Nanaka	6	4	18	28	7.14
<b>Team Totals</b>			105	50	165	320	17.19

Scoring Block	No	Name	Kill Blocks	Faults	Rebounds	Total Attempts	Avg by Set
	1	SUZUKI Yuko	-	-	2	2	0.00
	2	TASHIRO Kanami	1	5	5	11	0.10
	3	NOMOTO Rika	-	1	-	1	0.00
	4	SHIMAMURA Haruyo	7	6	15	28	0.70
	5	HORIKAWA Mari	1	2	2	5	0.10
	6	TORIGOE Miku	-	-	-	-	0.00
	7	TAKAHASHI Saori	2	6	8	16	0.20
	8	OTAKE Riho	6	5	12	23	0.60
	9	MURANAGA Nao	-	2	1	3	0.00
	10	ITOH Nozomi	6	6	9	21	0.60
	11	INOUE Arisa	1	-	3	4	0.10
	12	SAKAMOTO Nanaka	-	-	5	5	0.00
<b>Team Totals</b>			24	33	62	119	2.40

Scoring Service	No	Name	Aces	Faults	Serve Hits	Total Attempts	Avg by Set
	1	SUZUKI Yuko	1	1	7	9	0.10
	2	TASHIRO Kanami	2	1	29	32	0.20
	3	NOMOTO Rika	-	1	3	4	0.00
	4	SHIMAMURA Haruyo	2	1	17	20	0.20
	5	HORIKAWA Mari	4	2	21	27	0.40
	6	TORIGOE Miku	-	-	-	-	0.00
	7	TAKAHASHI Saori	1	2	23	26	0.10
	8	OTAKE Riho	-	4	17	21	0.00
	9	MURANAGA Nao	2	1	21	24	0.20
	10	ITOH Nozomi	2	2	14	18	0.20
	11	INOUE Arisa	1	2	13	16	0.10
	12	SAKAMOTO Nanaka	1	2	10	13	0.10
<b>Team Totals</b>			16	19	175	210	1.60

<b>Team</b>	<b>Opponent Errors &amp; Team Faults</b>	66
-------------	--	----







### Cumulative Statistics by Skills


스킬별 누적통계

JPN - Japan

AFTER 3 MATCHES

Non-Scoring Dig	No	Name	Digs	Faults	Receptions	Total Attempts	Avg by Set
	1	SUZUKI Yuko	1	1	5	7	0.10
	2	TASHIRO Kanami	3	5	12	20	0.30
	3	NOMOTO Rika	-	-	3	3	0.00
	4	SHIMAMURA Haruyo	1	1	5	7	0.10
	5	HORIKAWA Mari	-	2	7	9	0.00
	6	TORIGOE Miku	11	11	37	59	1.10
	7	TAKAHASHI Saori	4	3	23	30	0.40
	8	OTAKE Riho	1	-	7	8	0.10
	9	MURANAGA Nao	3	3	22	28	0.30
	10	ITOH Nozomi	1	3	14	18	0.10
	11	INOUE Arisa	3	9	19	31	0.30
	12	SAKAMOTO Nanaka	-	-	6	6	0.00
<b>Team Totals</b>			28	38	160	226	2.80

Non-Scoring Set	No	Name	Running Sets	Faults	Still Sets	Total Attempts	Avg by Set
	1	SUZUKI Yuko	15	-	27	42	1.50
	2	TASHIRO Kanami	68	1	145	214	6.80
	3	NOMOTO Rika	-	-	-	-	0.00
	4	SHIMAMURA Haruyo	-	-	4	4	0.00
	5	HORIKAWA Mari	2	-	1	3	0.20
	6	TORIGOE Miku	5	-	22	27	0.50
	7	TAKAHASHI Saori	1	-	1	2	0.10
	8	OTAKE Riho	-	-	2	2	0.00
	9	MURANAGA Nao	3	-	2	5	0.30
	10	ITOH Nozomi	-	-	1	1	0.00
	11	INOUE Arisa	-	-	4	4	0.00
	12	SAKAMOTO Nanaka	1	-	-	1	0.10
<b>Team Totals</b>			95	1	209	305	9.50

Non-Scoring Reception	No	Name	Excellents	Faults	Serve Receptions	Total Attempts	Succ %
	1	SUZUKI Yuko	-	-	-	-	0.00
	2	TASHIRO Kanami	-	-	-	-	0.00
	3	NOMOTO Rika	-	1	1	2	0.00
	4	SHIMAMURA Haruyo	-	-	2	2	0.00
	5	HORIKAWA Mari	-	-	-	-	0.00
	6	TORIGOE Miku	24	1	12	37	64.86
	7	TAKAHASHI Saori	15	3	35	53	28.30
	8	OTAKE Riho	1	1	1	3	33.33
	9	MURANAGA Nao	11	2	19	32	34.38
	10	ITOH Nozomi	-	-	-	-	0.00
	11	INOUE Arisa	9	1	17	27	33.33
	12	SAKAMOTO Nanaka	4	-	7	11	36.36
<b>Team Totals</b>			64	9	94	167	38.32

LEGEND			
Avg	Eff%	Succ%	
Average	Efficiency	Success %	

Timing and Results provided by Tissot





### Cumulative Statistics by Skills


스킬별 누적통계

TPE - Chinese Taipei

AFTER 4 MATCHES

Scoring Spike	No	Name	Spikes	Faults	Shots	Total Attempts	Eff %	
	3	CHANG Yu Chia	1	-	-	1	100.00	
	5	CHEN Yi Ju	20	6	18	44	31.82	
	6	HO Yen Chih	2	-	3	5	40.00	
	8	YANG Yi Chen	6	1	2	9	55.56	
	9	CHANG Li Wen	5	2	1	8	37.50	
	11	CHEN Wan Ting	45	9	32	86	41.86	
	12	YANG Meng Hua	-	-	-	-	0.00	
	13	WEN I Tzu	12	2	8	22	45.45	
	15	LEE Tzu Ying	33	10	36	79	29.11	
	16	TSENG Wan Ling	9	-	4	13	69.23	
	17	CHANG Chen Yin	20	10	33	63	15.87	
	18	CHEN Tzu Ya	5	1	4	10	40.00	
	<b>Team Totals</b>			158	41	141	340	34.41

Scoring Block	No	Name	Kill Blocks	Faults	Rebounds	Total Attempts	Avg by Set	
	3	CHANG Yu Chia	-	-	-	-	0.00	
	5	CHEN Yi Ju	3	5	15	23	0.25	
	6	HO Yen Chih	-	-	-	-	0.00	
	8	YANG Yi Chen	-	2	7	9	0.00	
	9	CHANG Li Wen	-	-	-	-	0.00	
	11	CHEN Wan Ting	3	2	4	9	0.25	
	12	YANG Meng Hua	-	-	-	-	0.00	
	13	WEN I Tzu	2	5	6	13	0.17	
	15	LEE Tzu Ying	1	1	5	7	0.08	
	16	TSENG Wan Ling	1	2	4	7	0.08	
	17	CHANG Chen Yin	2	2	5	9	0.17	
	18	CHEN Tzu Ya	-	-	-	-	0.00	
	<b>Team Totals</b>			12	19	46	77	1.00

Scoring Service	No	Name	Aces	Faults	Serve Hits	Total Attempts	Avg by Set	
	3	CHANG Yu Chia	5	2	14	21	0.42	
	5	CHEN Yi Ju	2	6	15	23	0.17	
	6	HO Yen Chih	-	2	-	2	0.00	
	8	YANG Yi Chen	6	5	27	38	0.50	
	9	CHANG Li Wen	3	-	1	4	0.25	
	11	CHEN Wan Ting	13	3	41	57	1.08	
	12	YANG Meng Hua	-	-	-	-	0.00	
	13	WEN I Tzu	-	4	29	33	0.00	
	15	LEE Tzu Ying	4	2	30	36	0.33	
	16	TSENG Wan Ling	3	3	5	11	0.25	
	17	CHANG Chen Yin	11	7	30	48	0.92	
	18	CHEN Tzu Ya	2	4	10	16	0.17	
	<b>Team Totals</b>			49	38	202	289	4.08

<b>Team</b>	<b>Opponent Errors &amp; Team Faults</b>	69	3
-------------	--	----	---





### Cumulative Statistics by Skills


스킬별 누적통계

TPE - Chinese Taipei

AFTER 4 MATCHES

Non-Scoring Dig	No	Name	Digs	Faults	Receptions	Total Attempts	Avg by Set	
	3	CHANG Yu Chia	-	-	3	3	0.00	
	5	CHEN Yi Ju	1	-	13	14	0.08	
	6	HO Yen Chih	-	-	2	2	0.00	
	8	YANG Yi Chen	5	3	13	21	0.42	
	9	CHANG Li Wen	1	3	1	5	0.08	
	11	CHEN Wan Ting	4	2	21	27	0.33	
	12	YANG Meng Hua	19	7	52	78	1.58	
	13	WEN I Tzu	3	2	8	13	0.25	
	15	LEE Tzu Ying	9	3	24	36	0.75	
	16	TSENG Wan Ling	-	-	3	3	0.00	
	17	CHANG Chen Yin	8	1	26	35	0.67	
	18	CHEN Tzu Ya	-	1	8	9	0.00	
	<b>Team Totals</b>			50	22	174	246	4.17

Non-Scoring Set	No	Name	Running Sets	Faults	Still Sets	Total Attempts	Avg by Set	
	3	CHANG Yu Chia	19	3	17	39	1.58	
	5	CHEN Yi Ju	2	-	3	5	0.17	
	6	HO Yen Chih	1	-	1	2	0.08	
	8	YANG Yi Chen	103	5	121	229	8.58	
	9	CHANG Li Wen	1	-	1	2	0.08	
	11	CHEN Wan Ting	3	-	8	11	0.25	
	12	YANG Meng Hua	12	1	13	26	1.00	
	13	WEN I Tzu	2	-	1	3	0.17	
	15	LEE Tzu Ying	-	-	2	2	0.00	
	16	TSENG Wan Ling	-	-	2	2	0.00	
	17	CHANG Chen Yin	-	-	8	8	0.00	
	18	CHEN Tzu Ya	1	-	1	2	0.08	
	<b>Team Totals</b>			144	9	178	331	12.00

Non-Scoring Reception	No	Name	Excellents	Faults	Serve Receptions	Total Attempts	Succ %	
	3	CHANG Yu Chia	-	-	-	-	0.00	
	5	CHEN Yi Ju	-	-	-	-	0.00	
	6	HO Yen Chih	-	-	2	2	0.00	
	8	YANG Yi Chen	-	-	-	-	0.00	
	9	CHANG Li Wen	-	1	1	2	0.00	
	11	CHEN Wan Ting	-	-	-	-	0.00	
	12	YANG Meng Hua	14	3	21	38	36.84	
	13	WEN I Tzu	1	-	-	1	100.00	
	15	LEE Tzu Ying	16	3	47	66	24.24	
	16	TSENG Wan Ling	-	-	1	1	0.00	
	17	CHANG Chen Yin	8	1	24	33	24.24	
	18	CHEN Tzu Ya	3	1	7	11	27.27	
	<b>Team Totals</b>			42	9	103	154	27.27

LEGEND			
Avg	Eff%	Succ%	
Average	Efficiency	Success %	

Timing and Results provided by Tissot