

FIVBTM



VOLLEYBALL
MEN'S WORLD
CHAMPIONSHIP
POLAND 2014

Öæã Áó ||^çá ÁP[ÈH

FIVB Men's Volleyball World Championship 2014 Pool B - Preliminary Round

Match: 7 **Date:** 01.09.2014 **Spectators:** 6'300
City: Katowice
Hall: Spodek
Match duration: Start: 13:10 End: 14:42 Total: 1:32

Teams	Sets	1	2	3	4	5	Total
BRA	3	25	25	25			75
GER	0	21	19	17			57
Set duration		0:26	0:29	0:24			1:19

Referees: SHAABAN Nasr (EGY) & MACIAS Luis Gerardo (MEX)

BRA • Brazil		1	2	3	4	5	Pts
1	Rezende Bruno Mossa	■	■	■			
3	Carbonera Eder						
4	De Souza Wallace	■	■	■			11
5	Dos Santos Jr. Sidnei	■	■	■			8
6	Vissotto Neves Leandro		□	□			1
8	Endres Murilo	■	■	■			5
10	Lucarelli Santos De Souza Ricardo	■	■	■			13
11 L	Silva Felipe Lourenço	L	L	L			
12	Fonteles Luiz Felipe Marques	□	□	□			
16	Saatkamp Lucas	■	■	■			12
19 L	Da Silva Pedreira Junior Mario	L	L	L			
20	Vieira De Oliveira Raphael		□	□			

Coach: Bernardo Rezende
Assistant: Roberley Leonaldo

GER • Germany		1	2	3	4	5	Pts
2 L	Steuerwald Markus		L	L	L		
3	Schwarz Sebastian	■	■	■			7
5	Kühner Sebastian		□	□			1
6	Kaliberda Denys	■	■	■			6
7	Westphal Dirk		□	□			1
8	Böhme Marcus	■	■	■			4
9	Grozer György	■	■	■			11
10	Schöps Jochen	□	□	□			3
11	Kampa Lukas	■	■	■			2
12 L	Tille Ferdinand	L	L	L			
15	Broshog Tim						
16	Günthör Max	■	■	■			3

Coach: Mr. Vital HEYNEN (BEL)
Assistant: Mr. Stefan HÜBNER (GER)

TEAMS AND PLAYERS PERFORMANCES

Won Pts	Total Atts	No Name	Scoring Skills	Won Pts	Total Atts	No Name
36	76	Total Team		31	74	Total Team
10	21	10 Lucarelli Santos De Souza	Spike	9	22	9 Grozer György
9	10	16 Saatkamp Lucas		6	12	6 Kaliberda Denys
8	24	4 De Souza Wallace		6	15	3 Schwarz Sebastian
11	53	Total Team	Block	5	60	Total Team
3	7	4 De Souza Wallace		1	8	11 Kampa Lukas
3	15	5 Dos Santos Jr. Sidnei		1	2	10 Schöps Jochen
2	4	10 Lucarelli Santos De Souza	1	5	3 Schwarz Sebastian	
3	74	Total Team	Serve	2	58	Total Team
1	18	8 Endres Murilo		2	10	9 Grozer György
1	10	10 Lucarelli Santos De Souza				
1	12	16 Saatkamp Lucas				
25		Total Team	Opp. error	19		Total Team
75	203	Total Team	Total	57	192	Total Team
13	35	10 Lucarelli Santos De Souza	Best Scorer	11	35	9 Grozer György

■ Starting line-up Pts = Points scored [nn] = Captain
□ Substitute Atts = Attempts L = Libero
Opp = Opponent



Match: 8 **Date:** 01.09.2014 **Spectators:** 4'500
City: Gdansk
Hall: Ergo Arena
Match duration: Start: 13:10 End: 14:52 Total: 1:42

Teams	Sets	1	2	3	4	5	Total
RUS	3	25	25	25			75
CAN	0	21	19	21			61
Set duration		0:29	0:30	0:30			1:29

Referees: Goran GRANDINSKI (SRB) & Frans LODERUS (NED)

RUS • Russia		1	2	3	4	5	Pts
2	Makarov Sergey						
3	Apalikov Nikolay	■	■	■			5
5	Grankin Sergey	■	■	■			
7	Pavlov Nikolay	■	■	■			12
8	Biriukov Denis						
9	Spiridonov Alexey	■	■	■			9
10	Savin Sergey		□	■			5
13	Muserskiy Dmitriy	■	■	■			18
14	Volvich Artem		□	□			
15	Ilinykh Dmitriy	■	■				3
20 L	Ermakov Artem	L	L	L			
21 L	Golubev Valentin						

Coach: Voronkov Andrey (RUS)
Assistant: Busato Sergio (ITA)

CAN • Canada		1	2	3	4	5	Pts
1	Sanders Tyler	■	■	■			
2	Perrin John Gordon	■	■	■			9
3 L	Lewis Daniel	L	L	L			
6	Duff Justin	■	■	■			8
7	Soonias Dallas			□			1
8	Simac Adam	■	■				2
9	Schneider Dustin			□			
10	Van Lankvelt Toontje			□			1
12	Schmitt Gavin	■	■	■			11
15	Winters Frederic	■	■				3
17	Vigrass Graham			□	■		3
18	Hoag Nicholas				■		5

Coach: Glenn Hoag
Assistant: Vincent Pichette

TEAMS AND PLAYERS PERFORMANCES

Won Pts	Total Atts	No Name	Scoring Skills	Won Pts	Total Atts	No Name
41	86	Total Team		35	79	Total Team
12	14	13 Muserskiy Dmitriy	Spike	10	22	12 Schmitt Gavin
10	21	7 Pavlov Nikolay		8	21	2 Perrin John Gordon
9	20	9 Spiridonov Alexey		5	8	18 Hoag Nicholas
4	53	Total Team	Block	7	63	Total Team
2	16	3 Apalikov Nikolay		4	15	6 Duff Justin
1	7	15 Ilinykh Dmitriy		1	8	12 Schmitt Gavin
1	15	13 Muserskiy Dmitriy	Serve	1	6	2 Perrin John Gordon
7	74	Total Team		1	62	Total Team
5	15	13 Muserskiy Dmitriy		1	6	8 Simac Adam
2	13	7 Pavlov Nikolay	Opp. error	18		Total Team
23		Total Team		61	204	Total Team
75	213	Total Team				
18	44	13 Muserskiy Dmitriy	Best Scorer	11	37	12 Schmitt Gavin

■ Starting line-up Pts = Points scored [nn] = Captain
□ Substitute Atts = Attempts L = Libero
Opp = Opponent



FIVB Men's Volleyball World Championship 2014 Pool B - Preliminary Round

Match: 9 **Date:** 01.09.2014 **Spectators:** 2'000
City: Katowice
Hall: Spodek
Match duration: Start: 16:40 End: 19:05 Total: 2:25

Teams	Sets	1	2	3	4	5	Total
FIN	3	18	21	27	25	15	106
CUB	2	25	25	25	23	12	110
Set duration		0:23	0:25	0:31	0:28	0:16	2:03

Referees: SHAHMIRI Mohammad (IRI) & MURANAKA Shin (JPN)

FIN • Finland		1	2	3	4	5	Pts
2	Tervaportti Eemi	☐	■	■	■	■	7
3	Esko Mikko	■					
4	L Kerminen Lauri	L	L	L	L	L	
5	Siltala Antti	■	■	■	■	■	4
6	Seppänen Niklas						
10	Sivula Urpo	■					2
12	Kunnari Olli	■	■	■	■	■	15
13	Oivanen Mikko	☐	☐	☐		☐	2
14	Shumov Konstantin	■	■	■	■	■	10
15	Oivanen Matti						
16	Ojansivu Olli-Pekka	☐	■	■	■	■	23
18	Lehtonen Jukka	■	■	■	■	■	11

Coach: SAMMELVUO Tuomas (FIN)
Assistant: GIOLITO Nicola (ITA)

CUB • Cuba		1	2	3	4	5	Pts
2	Romero Valdes Inovel	☐	☐	☐	☐	☐	
3	Calvo Manzano Ricardo Norberto				☐		
4	Jimenez Scull Javier Ernesto	■	■	■	■	■	21
5	Macias Infante Leandro	■	■	■	■	■	2
6	L Gutierrez Torna Keibel	L	L	L	L	L	
8	Cepeda Abreu Rolando	■	■	■	■	■	17
9	Osoria Rodriguez Livan	☐	☐				
12	Alfonso Gavilan Abraham	☐		☐	☐	☐	
13	Fiel Rodriguez David	■	■	■	■	■	9
16	Mesa Sandoval Isbel	■	■	■	■	■	6
17	Chapman Piñeiro Felix Emilio		☐	☐			2
20	Uriarte Mestre Osmany Santiago	■	■	■	■	■	19

Coach: Rodolfo Luis Sanchez (CUB)
Assistant: Victor Andres Garcia (CUB)

TEAMS AND PLAYERS PERFORMANCES

Won Pts	Total Atts	No Name	Scoring Skills	Won Pts	Total Atts	No Name
53	122	Total Team		56	105	Total Team
19	44	16 Ojansivu Olli-Pekka	Spike	19	34	4 Jimenez Scull Javier
11	26	12 Kunnari Olli		14	21	20 Uriarte Mestre Osmany
8	13	18 Lehtonen Jukka		12	26	8 Cepeda Abreu Rolando
15	78	Total Team	Block	13	87	Total Team
4	21	14 Shumov Konstantin		5	13	20 Uriarte Mestre Osmany
3	7	12 Kunnari Olli		3	25	13 Fiel Rodriguez David
3	19	18 Lehtonen Jukka		2	9	8 Cepeda Abreu Rolando
6	106	Total Team	Serve	7	110	Total Team
2	18	2 Tervaportti Eemi		3	26	8 Cepeda Abreu Rolando
2	17	16 Ojansivu Olli-Pekka		2	18	4 Jimenez Scull Javier
1	17	12 Kunnari Olli		1	14	16 Mesa Sandoval Isbel
32		Total Team	Opp. error	34		Total Team
106	306	Total Team	Total	110	302	Total Team
23	69	16 Ojansivu Olli-Pekka	Best Scorer	21	61	4 Jimenez Scull Javier

■ Starting line-up Pts = Points scored ☐nn☐ = Captain
☐ Substitute Atts = Attempts L = Libero
Opp = Opponent



Match: 10 **Date:** 01.09.2014 **Spectators:** 3'000
City: Gdansk
Hall: Ergo Arena
Match duration: Start: 16:40 End: 18:08 Total: 1:28

Teams	Sets	1	2	3	4	5	Total
MEX	0	16	17	21			54
BUL	3	25	25	25			75
Set duration		0:22	0:24	0:29			1:15

Referees: Taoufik BOUDAYA (TUN) & Jafaar ALI (BRN)

MEX • Mexico		1	2	3	4	5	Pts
1	Vargas Daniel	■	■	■			10
4	Meyer Gustavo	□	□	□			1
5	L Rangel Jesus	L	L	L			
7	Quiñones Jorge	■	■	■			2
8	Herrera Edgar	□					
9	Guerra Carlos	■	■	■			9
10	Rangel Pedro	■	■	■			2
11	Barajas Jorge	□		□			
13	Cordova Samuel	■	■	■			5
14	Aguilera Tomas	■	■	■			6
15	Petris Martin						
17	Orellana Nestor			□			

Coach: Sergio Hernandez
Assistant: Ivan Contreras

BUL • Bulgaria		1	2	3	4	5	Pts
3	Zhekov Andrey	■	■	■			3
5	Gotsev Svetoslav	■	■	■			4
6	Milushev Danail						
7	Gradinarov Miroslav				□		
8	Skrimov Todor				□		
9	Dimitrov Dobromir						
12	Yosifov Viktor	■	■	■			6
13	L Salparov Teodor	L	L	L			
14	Todorov Teodor						
15	Aleksiev Todor	■	■	■			14
17	Penchev Nikolay	■	■	■			7
19	Sokolov Tsvetan	■	■	■			14

Coach: Plamen Konstantinov (BUL)
Assistant: Alessandro Piroli (ITA)

TEAMS AND PLAYERS PERFORMANCES

Won Pts	Total Atts	No Name	Scoring Skills	Won Pts	Total Atts	No Name
28	72	Total Team		36	66	Total Team
8	13	1 Vargas Daniel	Spike	12	20	15 Aleksiev Todor
6	9	14 Aguilera Tomas		12	22	19 Sokolov Tsvetan
6	18	9 Guerra Carlos		6	9	17 Penchev Nikolay
3	37	Total Team	Block	8	38	Total Team
2	3	1 Vargas Daniel		4	10	12 Yosifov Viktor
1	4	9 Guerra Carlos		2	8	15 Aleksiev Todor
4	55	Total Team	Serve	4	74	Total Team
2	7	13 Cordova Samuel		1	12	12 Yosifov Viktor
2	11	9 Guerra Carlos		1	12	17 Penchev Nikolay
19		Total Team	Opp. error	27		Total Team
54	164	Total Team		Total	75	178
10	24	1 Vargas Daniel	Best Scorer	14	37	15 Aleksiev Todor

■ Starting line-up Pts = Points scored [nn] = Captain
□ Substitute Atts = Attempts L = Libero
Opp = Opponent

FIVB Men's Volleyball World Championship 2014 Pool B - Preliminary Round

Match: 11 **Date:** 01.09.2014 **Spectators:** 1'750
City: Katowice
Hall: Spodek
Match duration: Start: 20:25 End: 22:37 Total: 2:12

Teams	Sets	1	2	3	4	5	Total
KOR	3	24	26	25	25		100
TUN	1	26	24	21	18		89
Set duration		0:29	0:33	0:28	0:26		1:56

Referees: SANTI Simone (ITA) & MOKRY Juraj (SVK)

KOR • Korea		1	2	3	4	5	Pts
1	Song Myung-Geun			■	■		6
2	Han Sun-Soo	■	■	■	■		1
4	Shin Yung-Suk	■	■	■	■		11
6	Lee Min-Gyu	□	□	□	□		
8	Park Sang-Ha	■	■	■	■		8
9	Kwak Seung-Suk	■	■	■	■		12
10	L Bu Yong-Chan	L	L	L	L		
11	Choi Min-Ho	□	□				3
12	Jeon Kwang-In	■	■	□	■		11
13	Park Chul-Woo	■	■	■	■		24
17	Seo Jae-Duck	□					
19	L Jeong Minsu	L	L				

Coach: PARK Kiwon
Assistant: IM Dohun

TUN • Tunisia		1	2	3	4	5	Pts
2	Kadhi Ahmed	■	■				8
4	Garci Marouen	■	■	■	□		16
5	Sellami Samir	■	■	■	■		1
6	Ben Othmen Miladi Mohamed Ali	■	■	■	■		10
7	Karamosli Elyes				□		2
10	Nagga Hamza			□	□		
11	Moalla Ismail	■	■	■	■		12
12	L Taouerghi Anouer	L	L	L	L		
15	Kaabi Hichem					■	4
16	Ben Slimene Khaled	□	■	■	□		2
20	Agrebi Omar	■	■	■	■		4
21	Miladi Nabil			□	■	■	2

Coach: Fethi Mkaouer (TUN)
Assistant: Riadh Hedhili (TUN)

TEAMS AND PLAYERS PERFORMANCES

Won Pts	Total Atts	No Name	Scoring Skills	Won Pts	Total Atts	No Name
58	118	Total Team		43	114	Total Team
21	45	13 Park Chul-Woo	Spike	12	38	4 Garcı Marouen
10	20	12 Jeon Kwang-In		11	23	11 Moalla Ismail
9	17	9 Kwak Seung-Suk		10	22	6 Ben Othmen Miladi
16	66	Total Team	Block	12	83	Total Team
5	23	4 Shin Yung-Suk		4	21	20 Agrebi Omar
2	9	8 Park Sang-Ha		3	6	4 Garcı Marouen
2	3	11 Choi Min-Ho	3	11	2 Kadhi Ahmed	
2	99	Total Team	Serve	6	89	Total Team
1	26	9 Kwak Seung-Suk		3	11	2 Kadhi Ahmed
1	11	13 Park Chul-Woo		1	2	7 Karamosli Elyes
				1	9	4 Garcı Marouen
24		Total Team	Opp. error	28		Total Team
100	283	Total Team		Total	89	286
24	65	13 Park Chul-Woo	Best Scorer	16	53	4 Garcı Marouen

■ Starting line-up Pts = Points scored [nn] = Captain
□ Substitute Atts = Attempts L = Libero
Opp = Opponent



Match: 12 **Date:** 01.09.2014 **Spectators:** 3'000
City: Gdansk
Hall: Ergo Arena
Match duration: Start: 20:25 End: 22:53 Total: 2:28

Teams	Sets	1	2	3	4	5	Total
CHN	3	25	25	23	33		106
EGY	1	20	20	25	31		96
Set duration		0:23	0:26	0:27	0:34		1:50

Referees: Yuri RAMIREZ (DOM) & Piotr DUDEK (POL)

CHN • China		1	2	3	4	5	Pts
3	Yuan Zhi	■	■	■	■		31
6	Liang Chunlong	■	■	■	■		3
7	Zhong Weijun	■	■	■	■		20
8	Cui Jianjun	■	■	■	■		11
9	Jiao Shuai	■	■	■	■		1
11	Geng Xin	■	■	■	■		7
12	L Kong Fanwei				L		
13	Kou Zhichao		□	□			
14	Xu Jingtao						
15	Li Runming		□	□	□		2
16	L Ren Qi	L	L	L	L		
19	Fang Yingchao					□	1

Coach: XIE Guochen
Assistant: YANG Liqun

EGY • Egypt		1	2	3	4	5	Pts
1	Youssef Saleh	■	■	□	■		5
2	Abdelkader Islam						
3	El Sayed Ahmed				□		
4	Abdelhay Ahmed		□	■	■		10
6	Abdelrehim Mamdouh	■	■	■	■		12
8	Thakil Mohamed		□	■	■		
9	Atia Rashad		□	■	■		5
12	Abdalla Hossam	■	■	■	■		2
13	Badawy Mohamed	■	■	■	■		10
15	Elkotb Ahmed	■		□	■		23
19	L Moawad Mohamed	L	L	L	L		
20	Abou Abd Elhalim Mohamed	■			□		1

Coach: IBRAHIM FAKHRELDIN I
Assistant: NEHAD MOHAMED SHEHAT

TEAMS AND PLAYERS PERFORMANCES

Won Pts	Total Atts	No Name	Scoring Skills	Won Pts	Total Atts	No Name
61	109	Total Team		62	117	Total Team
29	46	3 Yuan Zhi	Spike	23	37	15 Elkotb Ahmed
16	28	7 Zhong Weijun		10	20	4 Abdelhay Ahmed
9	18	8 Cui Jianjun		9	24	13 Badawy Mohamed
10	59	Total Team	Block	3	41	Total Team
4	25	11 Geng Xin		3	16	6 Abdelrehim Mamdouh
2	4	7 Zhong Weijun				
2	15	6 Liang Chunlong				
5	105	Total Team	Serve	3	97	Total Team
2	23	3 Yuan Zhi		2	15	6 Abdelrehim Mamdouh
2	15	7 Zhong Weijun		1	16	13 Badawy Mohamed
1	15	8 Cui Jianjun				
30		Total Team	Opp. error	28		Total Team
106	273	Total Team		Total	96	255
31	72	3 Yuan Zhi	Best Scorer	23	46	15 Elkotb Ahmed

■ Starting line-up Pts = Points scored [nn] = Captain
□ Substitute Atts = Attempts L = Libero
Opp = Opponent




Match: 7 **Date:** 01.09.2014 **Spectators:** 6'300
City: Katowice
Hall: Spodek
Match duration: Start: 13:10 End: 14:42 Total: 1:32

Teams	Sets	1	2	3	4	5	Total
BRA	3	25	25	25			75
GER	0	21	19	17			57
Set duration		0:26	0:29	0:24			1:19




BRA • Brazil



Spike

Succ. %
Limit: 15.00%

Rk	No	Name	Spikes	Faults	Shots	Total Attempts	Note
1	10	Lucarelli Santos De Souza Ricardo	10	4	7	21	47.62
2	4	De Souza Wallace	8	4	12	24	33.33
-	16	Saatkamp Lucas	9	-	1	10	
-	5	Dos Santos Jr. Sidnei	5	1	4	10	
-	8	Endres Murilo	3	1	5	9	
-	1	Rezende Bruno Mossa	-	-	1	1	
-	6	Vissotto Neves Leandro	1	-	-	1	
-	3	Carbonera Eder	-	-	-	-	
-	11	Silva Felipe Lourenço	-	-	-	-	
-	12	Fonteles Luiz Felipe Marques	-	-	-	-	
-	19	Da Silva Pedreira Junior Mario	-	-	-	-	
-	20	Vieira De Oliveira Raphael	-	-	-	-	
Others			-	-	-	-	
Total Team			36	10	30	76	47.37



Block

Avg. by set


Rk	No	Name	Kill Blocks	Faults	Rebounds	Total Attempts	Note
1	4	De Souza Wallace	3	2	2	7	1.00
1	5	Dos Santos Jr. Sidnei	3	7	5	15	1.00
3	10	Lucarelli Santos De Souza Ricardo	2	2	-	4	0.67
3	16	Saatkamp Lucas	2	12	4	18	0.67
5	8	Endres Murilo	1	3	2	6	0.33
-	3	Carbonera Eder	-	-	-	-	
-	6	Vissotto Neves Leandro	-	-	-	-	
-	11	Silva Felipe Lourenço	-	-	-	-	
-	12	Fonteles Luiz Felipe Marques	-	-	-	-	
-	19	Da Silva Pedreira Junior Mario	-	-	-	-	
-	20	Vieira De Oliveira Raphael	-	-	-	-	
-	1	Rezende Bruno Mossa	-	2	1	3	
Others			-	-	-	-	
Total Team			11	28	14	53	3.67

Match: 7 **Date:** 01.09.2014 **Spectators:** 6'300
City: Katowice
Hall: Spodek
Match duration: Start: 13:10 End: 14:42 Total: 1:32

Teams	Sets	1	2	3	4	5	Total
BRA	3	25	25	25			75
GER	0	21	19	17			57
Set duration		0:26	0:29	0:24			1:19



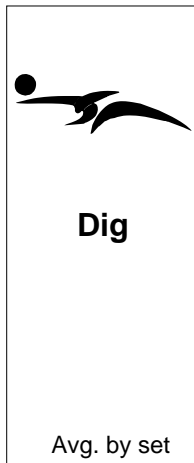
BRA • Brazil



Rk	No	Name	Aces	Faults	Serve Hits	Total Attempts	Note
1	8	Endres Murilo	1	1	16	18	0.33
1	10	Lucarelli Santos De Souza Ricardo	1	1	8	10	0.33
1	16	Saatkamp Lucas	1	4	7	12	0.33
-	3	Carbonera Eder	-	-	-	-	
-	6	Vissotto Neves Leandro	-	-	-	-	
-	11	Silva Felipe Lourenço	-	-	-	-	
-	19	Da Silva Pedreira Junior Mario	-	-	-	-	
-	20	Vieira De Oliveira Raphael	-	-	2	2	
-	1	Rezende Bruno Mossa	-	1	15	16	
-	4	De Souza Wallace	-	2	6	8	
-	12	Fonteles Luiz Felipe Marques	-	1	2	3	
-	5	Dos Santos Jr. Sidnei	-	2	3	5	
Others			-	-	-	-	
Total Team			3	12	59	74	1.00



Opponent errors & Team faults	25	-	25
-------------------------------	----	---	----




Rk	No	Name	Digs	Faults	Receptions	Total Attempts	Note
1	11	Silva Felipe Lourenço	10	-	2	12	3.33
2	8	Endres Murilo	8	-	1	9	2.67
3	19	Da Silva Pedreira Junior Mario	7	-	-	7	2.33
4	1	Rezende Bruno Mossa	6	1	1	8	2.00
4	4	De Souza Wallace	6	1	-	7	2.00
6	10	Lucarelli Santos De Souza Ricardo	4	2	2	8	1.33
7	16	Saatkamp Lucas	3	-	-	3	1.00
8	5	Dos Santos Jr. Sidnei	2	-	-	2	0.67
9	20	Vieira De Oliveira Raphael	1	-	-	1	0.33
-	3	Carbonera Eder	-	-	-	-	
-	6	Vissotto Neves Leandro	-	-	-	-	
-	12	Fonteles Luiz Felipe Marques	-	-	-	-	
Others			-	-	-	-	
Total Team			47	4	6	57	15.67

Match: 7 **Date:** 01.09.2014 **Spectators:** 6'300
City: Katowice
Hall: Spodek
Match duration: Start: 13:10 End: 14:42 Total: 1:32

Teams	Sets	1	2	3	4	5	Total
BRA	3	25	25	25			75
GER	0	21	19	17			57
Set duration		0:26	0:29	0:24			1:19




BRA • Brazil



Set

Avg. by set

Rk	No	Name	Running Sets	Faults	Still Sets	Total Attempts	Note
1	1	Rezende Bruno Mossa	27	1	35	63	9.00
2	20	Vieira De Oliveira Raphael	1	-	-	1	0.33
-	3	Carbonera Eder	-	-	-	-	
-	4	De Souza Wallace	-	-	-	-	
-	5	Dos Santos Jr. Sidnei	-	-	-	-	
-	6	Vissotto Neves Leandro	-	-	-	-	
-	8	Endres Murilo	-	-	-	-	
-	10	Lucarelli Santos De Souza Ricardo	-	-	-	-	
-	11	Silva Felipe Lourenço	-	-	-	-	
-	12	Fonteles Luiz Felipe Marques	-	-	-	-	
-	16	Saatkamp Lucas	-	-	-	-	
-	19	Da Silva Pedreira Junior Mario	-	-	-	-	
Others			-	-	-	-	
Total Team			28	1	35	64	9.33



Reception

Eff. %
Limit: 25.00%


Rk	No	Name	Excellents	Faults	Serve Receptions	Total Attempts	Note
1	8	Endres Murilo	10	-	6	16	62.50
2	19	Da Silva Pedreira Junior Mario	8	-	8	16	50.00
3	10	Lucarelli Santos De Souza Ricardo	2	2	10	14	0.00
-	1	Rezende Bruno Mossa	-	-	-	-	
-	3	Carbonera Eder	-	-	-	-	
-	4	De Souza Wallace	-	-	-	-	
-	5	Dos Santos Jr. Sidnei	-	-	-	-	
-	6	Vissotto Neves Leandro	-	-	-	-	
-	11	Silva Felipe Lourenço	-	-	-	-	
-	12	Fonteles Luiz Felipe Marques	-	-	-	-	
-	16	Saatkamp Lucas	-	-	-	-	
-	20	Vieira De Oliveira Raphael	-	-	-	-	
Others			-	-	-	-	
Total Team			20	2	24	46	39.13

Match: 7 Date: 01.09.2014 Spectators: 6'300
 City: Katowice
 Hall: Spodek
 Match duration: Start: 13:10 End: 14:42 Total: 1:32

Teams	Sets	1	2	3	4	5	Total
BRA	3	25	25	25			75
GER	0	21	19	17			57
Set duration		0:26	0:29	0:24			1:19




GER • Germany



Spike

Succ. %
Limit: 15.00%

Rk	No	Name	Spikes	Faults	Shots	Total Attempts	Note
1	6	Kaliberda Denys	6	2	4	12	50.00
2	9	Grozer György	9	3	10	22	40.91
3	3	Schwarz Sebastian	6	4	5	15	40.00
-	16	Günthör Max	2	2	3	7	
-	10	Schöps Jochen	2	3	2	7	
-	8	Böhme Marcus	3	-	1	4	
-	5	Kühner Sebastian	1	2	-	3	
-	7	Westphal Dirk	1	-	1	2	
-	11	Kampa Lukas	1	-	1	2	
-	2	Steuerwald Markus	-	-	-	-	
-	12	Tille Ferdinand	-	-	-	-	
-	15	Broshog Tim	-	-	-	-	
Others			-	-	-	-	
Total Team			31	16	27	74	41.89



Block

Avg. by set

Rk	No	Name	Kill Blocks	Faults	Rebounds	Total Attempts	Note
1	11	Kampa Lukas	1	2	5	8	0.33
1	10	Schöps Jochen	1	1	-	2	0.33
1	3	Schwarz Sebastian	1	3	1	5	0.33
1	8	Böhme Marcus	1	11	4	16	0.33
1	16	Günthör Max	1	14	5	20	0.33
-	2	Steuerwald Markus	-	-	-	-	
-	5	Kühner Sebastian	-	-	-	-	
-	6	Kaliberda Denys	-	-	4	4	
-	7	Westphal Dirk	-	-	1	1	
-	12	Tille Ferdinand	-	-	1	1	
-	15	Broshog Tim	-	-	-	-	
-	9	Grozer György	-	1	2	3	
Others			-	-	-	-	
Total Team			5	32	23	60	1.67


Match: 7 Date: 01.09.2014 Spectators: 6'300
 City: Katowice
 Hall: Spodek
 Match duration: Start: 13:10 End: 14:42 Total: 1:32

Teams	Sets	1	2	3	4	5	Total
BRA	3	25	25	25			75
GER	0	21	19	17			57
Set duration		0:26	0:29	0:24			1:19



GER • Germany

Rk	No	Name	Aces	Faults	Serve Hits	Total Attempts	Note
1	9	Grozer György	2	1	7	10	0.67
-	2	Steuerwald Markus	-	-	-	-	
-	3	Schwarz Sebastian	-	-	6	6	
-	7	Westphal Dirk	-	-	5	5	
-	10	Schöps Jochen	-	-	4	4	
-	12	Tille Ferdinand	-	-	-	-	
-	15	Broshog Tim	-	-	-	-	
-	6	Kaliberda Denys	-	2	8	10	
-	8	Böhme Marcus	-	3	7	10	
-	5	Kühner Sebastian	-	1	2	3	
-	16	Günthör Max	-	2	4	6	
-	11	Kampa Lukas	-	3	1	4	
Others			-	-	-	-	
Total Team			2	12	44	58	0.67




Serve

Avg. by set

Team	Opponent errors & Team faults	Aces	Faults	Total Attempts
		19	-	19

Rk	No	Name	Digs	Faults	Receptions	Total Attempts	Note
1	9	Grozer György	7	2	2	11	2.33
1	12	Tille Ferdinand	7	2	-	9	2.33
3	3	Schwarz Sebastian	6	1	2	9	2.00
3	11	Kampa Lukas	6	2	1	9	2.00
3	2	Steuerwald Markus	6	2	-	8	2.00
6	6	Kaliberda Denys	3	1	1	5	1.00
7	16	Günthör Max	2	-	1	3	0.67
8	10	Schöps Jochen	1	-	-	1	0.33
-	5	Kühner Sebastian	-	-	-	-	
-	7	Westphal Dirk	-	-	-	-	
-	8	Böhme Marcus	-	-	1	1	
-	15	Broshog Tim	-	-	-	-	
Others			-	-	-	-	
Total Team			38	10	8	56	12.67



Dig

Avg. by set




Match: 7 Date: 01.09.2014 Spectators: 6'300
 City: Katowice
 Hall: Spodek
 Match duration: Start: 13:10 End: 14:42 Total: 1:32

Teams	Sets	1	2	3	4	5	Total
BRA	3	25	25	25			75
GER	0	21	19	17			57
Set duration		0:26	0:29	0:24			1:19




GER • Germany



Set

Avg. by set

Rk	No	Name	Running Sets	Faults	Still Sets	Total Attempts	Note
1	11	Kampa Lukas	11	2	39	52	3.67
2	5	Kühner Sebastian	1	-	12	13	0.33
-	2	Steuerwald Markus	-	-	-	-	
-	3	Schwarz Sebastian	-	-	-	-	
-	6	Kaliberda Denys	-	-	-	-	
-	7	Westphal Dirk	-	-	-	-	
-	8	Böhme Marcus	-	-	-	-	
-	9	Grozer György	-	-	-	-	
-	10	Schöps Jochen	-	-	-	-	
-	12	Tille Ferdinand	-	-	-	-	
-	15	Broshog Tim	-	-	-	-	
-	16	Günthör Max	-	-	-	-	
Others			-	-	-	-	
Total Team			12	2	51	65	4.00



Reception

Eff. %
Limit: 25.00%

Rk	No	Name	Excellents	Faults	Serve Receptions	Total Attempts	Note
1	6	Kaliberda Denys	12	2	16	30	33.33
2	3	Schwarz Sebastian	5	-	12	17	29.41
-	12	Tille Ferdinand	3	1	6	10	
-	7	Westphal Dirk	1	-	4	5	
-	2	Steuerwald Markus	-	-	-	-	
-	5	Kühner Sebastian	-	-	-	-	
-	8	Böhme Marcus	-	-	-	-	
-	9	Grozer György	-	-	-	-	
-	10	Schöps Jochen	-	-	-	-	
-	11	Kampa Lukas	-	-	-	-	
-	15	Broshog Tim	-	-	-	-	
-	16	Günthör Max	-	-	-	-	
Others			-	-	-	-	
Total Team			21	3	38	62	29.03

Match: 8 Date: 01.09.2014 Spectators: 4'500
 City: Gdansk
 Hall: Ergo Arena
 Match duration: Start: 13:10 End: 14:52 Total: 1:42

Teams	Sets	1	2	3	4	5	Total
RUS	3	25	25	25			75
CAN	0	21	19	21			61
Set duration		0:29	0:30	0:30			1:29



RUS • Russia

Spike

Succ. %
Limit: 15.00%

Rk	No	Name	Spikes	Faults	Shots	Total Attempts	Note
1	13	Muserskiy Dmitriy	12	-	2	14	85.71
2	7	Pavlov Nikolay	10	1	10	21	47.62
3	9	Spiridonov Alexey	9	3	8	20	45.00
4	15	Ilinykh Dmitriy	2	6	7	15	13.33
-	10	Savin Sergey	5	3	4	12	
-	3	Apalikov Nikolay	3	-	1	4	
-	2	Makarov Sergey	-	-	-	-	
-	5	Grankin Sergey	-	-	-	-	
-	8	Biriukov Denis	-	-	-	-	
-	14	Volvich Artem	-	-	-	-	
-	20	Ermakov Artem	-	-	-	-	
-	21	Golubev Valentin	-	-	-	-	
Others			-	-	-	-	
Total Team			41	13	32	86	47.67

Block

Avg. by set


Rk	No	Name	Kill Blocks	Faults	Rebounds	Total Attempts	Note
1	3	Apalikov Nikolay	2	7	7	16	0.67
2	15	Ilinykh Dmitriy	1	3	3	7	0.33
2	13	Muserskiy Dmitriy	1	7	7	15	0.33
-	2	Makarov Sergey	-	-	-	-	
-	8	Biriukov Denis	-	-	-	-	
-	14	Volvich Artem	-	-	1	1	
-	20	Ermakov Artem	-	-	-	-	
-	21	Golubev Valentin	-	-	-	-	
-	5	Grankin Sergey	-	2	4	6	
-	10	Savin Sergey	-	1	1	2	
-	7	Pavlov Nikolay	-	2	1	3	
-	9	Spiridonov Alexey	-	2	1	3	
Others			-	-	-	-	
Total Team			4	24	25	53	1.33

Match: 8 **Date:** 01.09.2014 **Spectators:** 4'500
City: Gdansk
Hall: Ergo Arena
Match duration: Start: 13:10 End: 14:52 Total: 1:42

Teams	Sets	1	2	3	4	5	Total
RUS	3	25	25	25			75
CAN	0	21	19	21			61
Set duration		0:29	0:30	0:30			1:29



RUS • Russia




Serve

Avg. by set

Rk	No	Name	Aces	Faults	Serve Hits	Total Attempts	Note
1	13	Muserskiy Dmitriy	5	3	7	15	1.67
2	7	Pavlov Nikolay	2	2	9	13	0.67
-	2	Makarov Sergey	-	-	-	-	
-	5	Grankin Sergey	-	-	8	8	
-	8	Biriukov Denis	-	-	-	-	
-	10	Savin Sergey	-	-	4	4	
-	14	Volvich Artem	-	-	-	-	
-	20	Ermakov Artem	-	-	-	-	
-	21	Golubev Valentin	-	-	-	-	
-	9	Spiridonov Alexey	-	1	9	10	
-	3	Apalikov Nikolay	-	2	16	18	
-	15	Ilinykh Dmitriy	-	2	4	6	
Others			-	-	-	-	
Total Team			7	10	57	74	2.33

Team

Opponent errors & Team faults	23	-	23
-------------------------------	----	---	----



Dig

Avg. by set


Rk	No	Name	Digs	Faults	Receptions	Total Attempts	Note
1	20	Ermakov Artem	20	3	1	24	6.67
2	5	Grankin Sergey	10	1	1	12	3.33
3	9	Spiridonov Alexey	8	4	-	12	2.67
4	7	Pavlov Nikolay	6	1	-	7	2.00
5	3	Apalikov Nikolay	4	-	1	5	1.33
5	13	Muserskiy Dmitriy	4	1	-	5	1.33
5	15	Ilinykh Dmitriy	4	1	-	5	1.33
8	10	Savin Sergey	3	-	1	4	1.00
9	14	Volvich Artem	2	-	-	2	0.67
-	2	Makarov Sergey	-	-	-	-	
-	8	Biriukov Denis	-	-	-	-	
-	21	Golubev Valentin	-	-	-	-	
Others			-	1	-	1	
Total Team			61	12	4	77	20.33

Match: 8 **Date:** 01.09.2014 **Spectators:** 4'500
City: Gdansk
Hall: Ergo Arena
Match duration: **Start:** 13:10 **End:** 14:52 **Total:** 1:42

Teams	Sets	1	2	3	4	5	Total
RUS	3	25	25	25			75
CAN	0	21	19	21			61
Set duration		0:29	0:30	0:30			1:29




RUS • Russia



Set

Avg. by set

Rk	No	Name	Running Sets	Faults	Still Sets	Total Attempts	Note
1	5	Grankin Sergey	15	1	47	63	5.00
-	2	Makarov Sergey	-	-	-	-	
-	3	Apalikov Nikolay	-	-	-	-	
-	7	Pavlov Nikolay	-	-	-	-	
-	8	Biriukov Denis	-	-	-	-	
-	9	Spiridonov Alexey	-	-	-	-	
-	10	Savin Sergey	-	-	-	-	
-	13	Muserskiy Dmitriy	-	-	-	-	
-	14	Volvich Artem	-	-	-	-	
-	15	Ilinykh Dmitriy	-	-	-	-	
-	20	Ermakov Artem	-	-	-	-	
-	21	Golubev Valentin	-	-	-	-	
Others			-	-	-	-	
Total Team			15	1	47	63	5.00



Reception

Eff. %
Limit: 25.00%


Rk	No	Name	Excellents	Faults	Serve Receptions	Total Attempts	Note
1	10	Savin Sergey	4	-	12	16	25.00
2	20	Ermakov Artem	2	-	13	15	13.33
-	9	Spiridonov Alexey	3	-	7	10	
-	5	Grankin Sergey	-	-	1	1	
-	2	Makarov Sergey	-	-	-	-	
-	3	Apalikov Nikolay	-	-	-	-	
-	7	Pavlov Nikolay	-	-	-	-	
-	8	Biriukov Denis	-	-	-	-	
-	13	Muserskiy Dmitriy	-	-	-	-	
-	14	Volvich Artem	-	-	-	-	
-	21	Golubev Valentin	-	-	-	-	
-	15	Ilinykh Dmitriy	-	1	7	8	
Others			-	-	-	-	
Total Team			9	1	40	50	16.00

Match: 8 **Date:** 01.09.2014 **Spectators:** 4'500
City: Gdansk
Hall: Ergo Arena
Match duration: Start: 13:10 End: 14:52 Total: 1:42

Teams	Sets	1	2	3	4	5	Total
RUS	3	25	25	25			75
CAN	0	21	19	21			61
Set duration		0:29	0:30	0:30			1:29




CAN • Canada



Spike

Succ. %
Limit: 15.00%

Rk	No	Name	Spikes	Faults	Shots	Total Attempts	Note
1	12	Schmitt Gavin	10	4	8	22	45.45
2	2	Perrin John Gordon	8	3	10	21	38.10
3	15	Winters Frederic	3	1	8	12	25.00
-	18	Hoag Nicholas	5	-	3	8	
-	6	Duff Justin	4	1	1	6	
-	17	Vigrass Graham	2	-	2	4	
-	8	Simac Adam	1	2	1	4	
-	7	Soonias Dallas	1	-	-	1	
-	10	Van Lankvelt Toontje	1	-	-	1	
-	1	Sanders Tyler	-	-	-	-	
-	3	Lewis Daniel	-	-	-	-	
-	9	Schneider Dustin	-	-	-	-	
Others			-	-	-	-	
Total Team			35	11	33	79	44.30



Block

Avg. by set


Rk	No	Name	Kill Blocks	Faults	Rebounds	Total Attempts	Note
1	6	Duff Justin	4	8	3	15	1.33
2	12	Schmitt Gavin	1	2	5	8	0.33
2	2	Perrin John Gordon	1	3	2	6	0.33
2	17	Vigrass Graham	1	13	1	15	0.33
-	3	Lewis Daniel	-	-	-	-	
-	7	Soonias Dallas	-	-	-	-	
-	9	Schneider Dustin	-	-	-	-	
-	10	Van Lankvelt Toontje	-	-	1	1	
-	15	Winters Frederic	-	1	3	4	
-	18	Hoag Nicholas	-	1	1	2	
-	8	Simac Adam	-	4	3	7	
-	1	Sanders Tyler	-	4	1	5	
Others			-	-	-	-	
Total Team			7	36	20	63	2.33

Match: 8 **Date:** 01.09.2014 **Spectators:** 4'500
City: Gdansk
Hall: Ergo Arena
Match duration: **Start:** 13:10 **End:** 14:52 **Total:** 1:42

Teams	Sets	1	2	3	4	5	Total
RUS	3	25	25	25			75
CAN	0	21	19	21			61
Set duration		0:29	0:30	0:30			1:29



CAN • Canada




Serve

Avg. by set

Rk	No	Name	Aces	Faults	Serve Hits	Total Attempts	Note
1	8	Simac Adam	1	1	4	6	0.33
-	3	Lewis Daniel	-	-	-	-	
-	7	Soonias Dallas	-	-	-	-	
-	9	Schneider Dustin	-	-	-	-	
-	15	Winters Frederic	-	-	6	6	
-	17	Vigrass Graham	-	-	11	11	
-	6	Duff Justin	-	1	7	8	
-	1	Sanders Tyler	-	2	10	12	
-	18	Hoag Nicholas	-	1	2	3	
-	2	Perrin John Gordon	-	3	5	8	
-	12	Schmitt Gavin	-	3	4	7	
-	10	Van Lankvelt Toontje	-	1	-	1	
Others			-	-	-	-	
Total Team			1	12	49	62	0.33

Team

Opponent errors & Team faults	18	1		19	
-------------------------------	----	---	--	----	--



Dig

Avg. by set


Rk	No	Name	Digs	Faults	Receptions	Total Attempts	Note
1	3	Lewis Daniel	19	2	1	22	6.33
2	1	Sanders Tyler	8	2	2	12	2.67
3	2	Perrin John Gordon	7	-	3	10	2.33
4	12	Schmitt Gavin	6	2	-	8	2.00
5	15	Winters Frederic	3	1	1	5	1.00
6	6	Duff Justin	2	-	-	2	0.67
6	8	Simac Adam	2	-	-	2	0.67
6	17	Vigrass Graham	2	-	-	2	0.67
-	7	Soonias Dallas	-	-	-	-	
-	9	Schneider Dustin	-	-	-	-	
-	10	Van Lankvelt Toontje	-	-	-	-	
-	18	Hoag Nicholas	-	-	2	2	
Others			-	-	-	-	
Total Team			49	7	9	65	16.33

Match: 8 **Date:** 01.09.2014 **Spectators:** 4'500
City: Gdansk
Hall: Ergo Arena
Match duration: Start: 13:10 End: 14:52 Total: 1:42


Teams	Sets	1	2	3	4	5	Total
RUS	3	25	25	25			75
CAN	0	21	19	21			61
Set duration		0:29	0:30	0:30			1:29



CAN • Canada

 Set	Rk	No	Name	Running Sets	Faults	Still Sets	Total Attempts	Note
	1	1	Sanders Tyler	19	-	40	59	6.33
	2	9	Schneider Dustin	1	-	2	3	0.33
	-	2	Perrin John Gordon	-	-	-	-	
	-	3	Lewis Daniel	-	-	-	-	
	-	6	Duff Justin	-	-	-	-	
	-	7	Soonias Dallas	-	-	-	-	
	-	8	Simac Adam	-	-	-	-	
	-	10	Van Lankvelt Toontje	-	-	-	-	
	-	12	Schmitt Gavin	-	-	-	-	
-	15	Winters Frederic	-	-	-	-		
-	17	Vigrass Graham	-	-	-	-		
-	18	Hoag Nicholas	-	-	-	-		
Others				-	-	-	-	
Total Team				20	-	42	62	6.67

Avg. by set

 Reception	Rk	No	Name	Excellents	Faults	Serve Receptions	Total Attempts	Note
	1	2	Perrin John Gordon	10	1	13	24	37.50
	2	3	Lewis Daniel	6	4	14	24	8.33
	-	15	Winters Frederic	2	2	3	7	
	-	6	Duff Justin	2	-	3	5	
	-	18	Hoag Nicholas	2	1	-	3	
	-	8	Simac Adam	-	-	1	1	
	-	1	Sanders Tyler	-	-	-	-	
	-	7	Soonias Dallas	-	-	-	-	
	-	9	Schneider Dustin	-	-	-	-	
-	10	Van Lankvelt Toontje	-	-	-	-		
-	12	Schmitt Gavin	-	-	-	-		
-	17	Vigrass Graham	-	-	-	-		
Others				-	-	-	-	
Total Team				22	8	34	64	21.88

Eff. %
Limit: 25.00%

Match: 9 Date: 01.09.2014 Spectators: 2'000

City: Katowice


Hall: Spodek

Match duration: Start: 16:40 End: 19:05 Total: 2:25

Teams	Sets	1	2	3	4	5	Total
FIN	3	18	21	27	25	15	106
CUB	2	25	25	25	23	12	110
Set duration		0:23	0:25	0:31	0:28	0:16	2:03




FIN • Finland



Spike

Succ. %
Limit: 15.00%

Rk	No	Name	Spikes	Faults	Shots	Total Attempts	Note
1	16	Ojansivu Olli-Pekka	19	6	19	44	43.18
2	12	Kunnari Olli	11	4	11	26	42.31
-	5	Siltala Antti	3	4	8	15	
-	18	Lehtonen Jukka	8	2	3	13	
-	14	Shumov Konstantin	6	1	3	10	
-	10	Sivula Urpo	2	2	2	6	
-	2	Tervaportti Eemi	3	-	1	4	
-	13	Oivanen Mikko	1	1	2	4	
-	3	Esko Mikko	-	-	-	-	
-	4	Kerminen Lauri	-	-	-	-	
-	6	Seppänen Niklas	-	-	-	-	
-	15	Oivanen Matti	-	-	-	-	
Others			-	-	-	-	
Total Team			53	20	49	122	43.44



Block

Avg. by set

Rk	No	Name	Kill Blocks	Faults	Rebounds	Total Attempts	Note
1	14	Shumov Konstantin	4	13	4	21	0.80
2	12	Kunnari Olli	3	1	3	7	0.60
2	18	Lehtonen Jukka	3	8	8	19	0.60
4	16	Ojansivu Olli-Pekka	2	4	2	8	0.40
4	2	Tervaportti Eemi	2	6	2	10	0.40
6	5	Siltala Antti	1	5	2	8	0.20
-	4	Kerminen Lauri	-	-	-	-	
-	6	Seppänen Niklas	-	-	-	-	
-	13	Oivanen Mikko	-	-	-	-	
-	15	Oivanen Matti	-	-	-	-	
-	10	Sivula Urpo	-	1	1	2	
-	3	Esko Mikko	-	2	1	3	
Others			-	-	-	-	
Total Team			15	40	23	78	3.00


Match: 9 **Date:** 01.09.2014 **Spectators:** 2'000
City: Katowice
Hall: Spodek
Match duration: **Start:** 16:40 **End:** 19:05 **Total:** 2:25

Teams	Sets	1	2	3	4	5	Total
FIN	3	18	21	27	25	15	106
CUB	2	25	25	25	23	12	110
Set duration		0:23	0:25	0:31	0:28	0:16	2:03




FIN • Finland

Rk	No	Name	Aces	Faults	Serve Hits	Total Attempts	Note
1	2	Tervaportti Eemi	2	1	15	18	0.40
1	16	Ojansivu Olli-Pekka	2	4	11	17	0.40
3	12	Kunnari Olli	1	5	11	17	0.20
3	13	Oivanen Mikko	1	4	-	5	0.20
-	3	Esko Mikko	-	-	3	3	
-	4	Kerminen Lauri	-	-	-	-	
-	6	Seppänen Niklas	-	-	-	-	
-	15	Oivanen Matti	-	-	-	-	
-	14	Shumov Konstantin	-	1	14	15	
-	18	Lehtonen Jukka	-	2	15	17	
-	5	Siltala Antti	-	3	9	12	
-	10	Sivula Urpo	-	1	1	2	
Others			-	-	-	-	
Total Team			6	21	79	106	1.20



Team	Opponent errors & Team faults	Aces	Faults	Total Attempts
		32	-	32

Rk	No	Name	Digs	Faults	Receptions	Total Attempts	Note
1	4	Kerminen Lauri	18	7	-	25	3.60
2	5	Siltala Antti	11	2	-	13	2.20
3	12	Kunnari Olli	9	4	2	15	1.80
4	2	Tervaportti Eemi	4	1	1	6	0.80
5	3	Esko Mikko	3	-	-	3	0.60
5	10	Sivula Urpo	3	-	-	3	0.60
5	16	Ojansivu Olli-Pekka	3	1	-	4	0.60
8	13	Oivanen Mikko	2	-	-	2	0.40
8	18	Lehtonen Jukka	2	1	-	3	0.40
10	14	Shumov Konstantin	1	3	-	4	0.20
-	6	Seppänen Niklas	-	-	-	-	
-	15	Oivanen Matti	-	-	-	-	
Others			-	-	-	-	
Total Team			56	19	3	78	11.20




Match: 9 **Date:** 01.09.2014 **Spectators:** 2'000
City: Katowice
Hall: Spodek
Match duration: Start: 16:40 End: 19:05 Total: 2:25

Teams	Sets	1	2	3	4	5	Total
FIN	3	18	21	27	25	15	106
CUB	2	25	25	25	23	12	110
Set duration		0:23	0:25	0:31	0:28	0:16	2:03




FIN • Finland



Set

Avg. by set

Rk	No	Name	Running Sets	Faults	Still Sets	Total Attempts	Note
1	2	Tervaportti Eemi	28	2	56	86	5.60
2	3	Esko Mikko	7	-	7	14	1.40
-	4	Kerminen Lauri	-	-	-	-	
-	5	Siltala Antti	-	-	-	-	
-	6	Seppänen Niklas	-	-	-	-	
-	10	Sivula Urpo	-	-	-	-	
-	12	Kunnari Olli	-	-	-	-	
-	13	Oivanen Mikko	-	-	-	-	
-	14	Shumov Konstantin	-	-	-	-	
-	15	Oivanen Matti	-	-	-	-	
-	16	Ojansivu Olli-Pekka	-	-	-	-	
-	18	Lehtonen Jukka	-	-	-	-	
Others			-	-	-	-	
Total Team			35	2	63	100	7.00



Reception

Eff. %
Limit: 25.00%


Rk	No	Name	Excellents	Faults	Serve Receptions	Total Attempts	Note
1	4	Kerminen Lauri	13	2	13	28	39.29
2	12	Kunnari Olli	23	4	27	54	35.19
-	5	Siltala Antti	5	2	3	10	
-	13	Oivanen Mikko	-	-	2	2	
-	2	Tervaportti Eemi	-	-	-	-	
-	3	Esko Mikko	-	-	-	-	
-	6	Seppänen Niklas	-	-	-	-	
-	10	Sivula Urpo	-	-	-	-	
-	14	Shumov Konstantin	-	-	-	-	
-	15	Oivanen Matti	-	-	-	-	
-	16	Ojansivu Olli-Pekka	-	-	-	-	
-	18	Lehtonen Jukka	-	-	-	-	
Others			-	-	-	-	
Total Team			41	8	45	94	35.11

Match: 9 **Date:** 01.09.2014 **Spectators:** 2'000
City: Katowice
Hall: Spodek
Match duration: Start: 16:40 End: 19:05 Total: 2:25

Teams	Sets	1	2	3	4	5	Total
FIN	3	18	21	27	25	15	106
CUB	2	25	25	25	23	12	110
Set duration		0:23	0:25	0:31	0:28	0:16	2:03




CUB • Cuba



Spike

Succ. %
Limit: 15.00%

Rk	No	Name	Spikes	Faults	Shots	Total Attempts	Note
1	20	Uriarte Mestre Osmany Santiago	14	2	5	21	66.67
2	4	Jimenez Scull Javier Ernesto	19	7	8	34	55.88
3	8	Cepeda Abreu Rolando	12	7	7	26	46.15
-	16	Mesa Sandoval Isbel	3	3	3	9	
-	13	Fiel Rodriguez David	5	-	3	8	
-	5	Macias Infante Leandro	1	2	2	5	
-	17	Chapman Piñeiro Felix Emilio	2	-	-	2	
-	2	Romero Valdes Inovel	-	-	-	-	
-	3	Calvo Manzano Ricardo Norberto	-	-	-	-	
-	6	Gutierrez Torna Keibel	-	-	-	-	
-	9	Osoria Rodriguez Livan	-	-	-	-	
-	12	Alfonso Gavilan Abrahan	-	-	-	-	
Others			-	-	-	-	
Total Team			56	21	28	105	53.33



Block

Avg. by set

Rk	No	Name	Kill Blocks	Faults	Rebounds	Total Attempts	Note
1	20	Uriarte Mestre Osmany Santiago	5	4	4	13	1.00
2	13	Fiel Rodriguez David	3	15	7	25	0.60
3	8	Cepeda Abreu Rolando	2	3	4	9	0.40
3	16	Mesa Sandoval Isbel	2	11	7	20	0.40
5	5	Macias Infante Leandro	1	3	2	6	0.20
-	2	Romero Valdes Inovel	-	-	-	-	
-	3	Calvo Manzano Ricardo Norberto	-	-	-	-	
-	6	Gutierrez Torna Keibel	-	-	-	-	
-	9	Osoria Rodriguez Livan	-	-	-	-	
-	12	Alfonso Gavilan Abrahan	-	-	-	-	
-	4	Jimenez Scull Javier Ernesto	-	7	2	9	
-	17	Chapman Piñeiro Felix Emilio	-	4	1	5	
Others			-	-	-	-	
Total Team			13	47	27	87	2.60

Match: 9 Date: 01.09.2014 Spectators: 2'000

City: Katowice

Hall: Spodek


Match duration: Start: 16:40 End: 19:05 Total: 2:25

Teams	Sets	1	2	3	4	5	Total
FIN	3	18	21	27	25	15	106
CUB	2	25	25	25	23	12	110
Set duration		0:23	0:25	0:31	0:28	0:16	2:03




CUB • Cuba

Rk	No	Name	Aces	Faults	Serve Hits	Total Attempts	Note
1	8	Cepeda Abreu Rolando	3	3	20	26	0.60
2	4	Jimenez Scull Javier Ernesto	2	6	10	18	0.40
3	16	Mesa Sandoval Isbel	1	1	12	14	0.20
3	13	Fiel Rodriguez David	1	1	7	9	0.20
-	2	Romero Valdes Inovel	-	-	-	-	
-	3	Calvo Manzano Ricardo Norberto	-	-	-	-	
-	6	Gutierrez Torna Keibel	-	-	-	-	
-	9	Osoria Rodriguez Livan	-	-	-	-	
-	12	Alfonso Gavilan Abraham	-	-	3	3	
-	5	Macias Infante Leandro	-	1	15	16	
-	20	Uriarte Mestre Osmany Santiago	-	3	18	21	
-	17	Chapman Piñeiro Felix Emilio	-	1	2	3	
Others			-	-	-	-	
Total Team			7	16	87	110	1.40

	Serve
	Avg. by set

Team	Opponent errors & Team faults	34	-	34
-------------	-------------------------------	----	---	----

Rk	No	Name	Digs	Faults	Receptions	Total Attempts	Note
1	6	Gutierrez Torna Keibel	21	4	1	26	4.20
2	5	Macias Infante Leandro	10	2	2	14	2.00
3	8	Cepeda Abreu Rolando	8	1	-	9	1.60
3	4	Jimenez Scull Javier Ernesto	8	3	1	12	1.60
5	20	Uriarte Mestre Osmany Santiago	5	2	4	11	1.00
6	13	Fiel Rodriguez David	4	-	-	4	0.80
7	16	Mesa Sandoval Isbel	3	-	1	4	0.60
8	2	Romero Valdes Inovel	1	-	-	1	0.20
8	17	Chapman Piñeiro Felix Emilio	1	-	-	1	0.20
8	12	Alfonso Gavilan Abraham	1	1	-	2	0.20
-	3	Calvo Manzano Ricardo Norberto	-	-	-	-	
-	9	Osoria Rodriguez Livan	-	-	-	-	
Others			-	-	-	-	
Total Team			62	13	9	84	12.40


	Dig
	Avg. by set

Match: 9 **Date:** 01.09.2014 **Spectators:** 2'000
City: Katowice
Hall: Spodek
Match duration: **Start:** 16:40 **End:** 19:05 **Total:** 2:25

Teams	Sets	1	2	3	4	5	Total
FIN	3	18	21	27	25	15	106
CUB	2	25	25	25	23	12	110
Set duration		0:23	0:25	0:31	0:28	0:16	2:03




CUB • Cuba



Set

Avg. by set

Rk	No	Name	Running Sets	Faults	Still Sets	Total Attempts	Note
1	5	Macias Infante Leandro	26	-	55	81	5.20
-	2	Romero Valdes Inovel	-	-	-	-	
-	3	Calvo Manzano Ricardo Norberto	-	-	-	-	
-	4	Jimenez Scull Javier Ernesto	-	-	-	-	
-	6	Gutierrez Torna Keibel	-	-	-	-	
-	8	Cepeda Abreu Rolando	-	-	-	-	
-	9	Osoria Rodriguez Livan	-	-	-	-	
-	12	Alfonso Gavilan Abrahan	-	-	-	-	
-	13	Fiel Rodriguez David	-	-	-	-	
-	16	Mesa Sandoval Isbel	-	-	-	-	
-	17	Chapman Piñeiro Felix Emilio	-	-	-	-	
-	20	Uriarte Mestre Osmany Santiago	-	-	-	-	
Others			-	-	-	-	
Total Team			26	-	55	81	5.20



Reception

Eff. %
Limit: 25.00%


Rk	No	Name	Excellents	Faults	Serve Receptions	Total Attempts	Note
1	20	Uriarte Mestre Osmany Santiago	20	8	21	49	24.49
-	6	Gutierrez Torna Keibel	8	1	6	15	
-	4	Jimenez Scull Javier Ernesto	4	-	10	14	
-	2	Romero Valdes Inovel	2	-	3	5	
-	8	Cepeda Abreu Rolando	1	-	-	1	
-	17	Chapman Piñeiro Felix Emilio	1	-	-	1	
-	3	Calvo Manzano Ricardo Norberto	-	-	-	-	
-	5	Macias Infante Leandro	-	-	-	-	
-	9	Osoria Rodriguez Livan	-	-	-	-	
-	12	Alfonso Gavilan Abrahan	-	-	-	-	
-	13	Fiel Rodriguez David	-	-	-	-	
-	16	Mesa Sandoval Isbel	-	-	-	-	
Others			-	-	-	-	
Total Team			36	9	40	85	31.76

Match: 10 **Date:** 01.09.2014 **Spectators:** 3'000
City: Gdansk
Hall: Ergo Arena
Match duration: Start: 16:40 End: 18:08 Total: 1:28

Teams	Sets	1	2	3	4	5	Total
MEX	0	16	17	21			54
BUL	3	25	25	25			75
Set duration		0:22	0:24	0:29			1:15




MEX • Mexico



Spike

Succ. %
Limit: 15.00%

Rk	No	Name	Spikes	Faults	Shots	Total Attempts	Note
1	1	Vargas Daniel	8	1	4	13	61.54
2	9	Guerra Carlos	6	6	6	18	33.33
-	14	Aguilera Tomas	6	1	2	9	
-	4	Meyer Gustavo	1	2	6	9	
-	10	Rangel Pedro	2	1	4	7	
-	13	Cordova Samuel	3	2	2	7	
-	7	Quiñones Jorge	2	3	1	6	
-	17	Orellana Nestor	-	2	1	3	
-	5	Rangel Jesus	-	-	-	-	
-	8	Herrera Edgar	-	-	-	-	
-	11	Barajas Jorge	-	-	-	-	
-	15	Petris Martin	-	-	-	-	
Others			-	-	-	-	
Total Team			28	18	26	72	38.89



Block

Avg. by set

Rk	No	Name	Kill Blocks	Faults	Rebounds	Total Attempts	Note
1	1	Vargas Daniel	2	-	1	3	0.67
2	9	Guerra Carlos	1	-	3	4	0.33
-	5	Rangel Jesus	-	-	-	-	
-	7	Quiñones Jorge	-	-	2	2	
-	8	Herrera Edgar	-	-	-	-	
-	11	Barajas Jorge	-	-	-	-	
-	15	Petris Martin	-	-	-	-	
-	17	Orellana Nestor	-	-	-	-	
-	10	Rangel Pedro	-	2	2	4	
-	13	Cordova Samuel	-	7	4	11	
-	14	Aguilera Tomas	-	6	3	9	
-	4	Meyer Gustavo	-	3	1	4	
Others			-	-	-	-	
Total Team			3	18	16	37	1.00


Match: 10 Date: 01.09.2014 Spectators: 3'000
 City: Gdansk
 Hall: Ergo Arena
 Match duration: Start: 16:40 End: 18:08 Total: 1:28

Teams	Sets	1	2	3	4	5	Total
MEX	0	16	17	21			54
BUL	3	25	25	25			75
Set duration		0:22	0:24	0:29			1:15



MEX • Mexico

Rk	No	Name	Aces	Faults	Serve Hits	Total Attempts	Note
1	13	Cordova Samuel	2	1	4	7	0.67
1	9	Guerra Carlos	2	2	7	11	0.67
-	4	Meyer Gustavo	-	-	5	5	
-	5	Rangel Jesus	-	-	-	-	
-	8	Herrera Edgar	-	-	1	1	
-	15	Petris Martin	-	-	-	-	
-	17	Orellana Nestor	-	-	-	-	
-	7	Quiñones Jorge	-	1	5	6	
-	10	Rangel Pedro	-	2	8	10	
-	14	Aguilera Tomas	-	1	4	5	
-	1	Vargas Daniel	-	3	5	8	
-	11	Barajas Jorge	-	1	1	2	
Others			-	-	-	-	
Total Team			4	11	40	55	1.33




Serve

Avg. by set

Team	Opponent errors & Team faults	Aces	Faults	Total Attempts
	19	3	22	

Rk	No	Name	Digs	Faults	Receptions	Total Attempts	Note
1	5	Rangel Jesus	6	-	5	11	2.00
2	1	Vargas Daniel	5	2	1	8	1.67
3	10	Rangel Pedro	4	1	1	6	1.33
4	9	Guerra Carlos	2	1	1	4	0.67
4	7	Quiñones Jorge	2	3	2	7	0.67
6	4	Meyer Gustavo	1	1	-	2	0.33
6	14	Aguilera Tomas	1	1	-	2	0.33
-	8	Herrera Edgar	-	-	-	-	
-	11	Barajas Jorge	-	-	-	-	
-	15	Petris Martin	-	-	-	-	
-	17	Orellana Nestor	-	-	-	-	
-	13	Cordova Samuel	-	1	1	2	
Others			-	11	-	11	
Total Team			21	21	11	53	7.00



Dig

Avg. by set




Match: 10 Date: 01.09.2014 Spectators: 3'000
 City: Gdansk
 Hall: Ergo Arena
 Match duration: Start: 16:40 End: 18:08 Total: 1:28

Teams	Sets	1	2	3	4	5	Total
MEX	0	16	17	21			54
BUL	3	25	25	25			75
Set duration		0:22	0:24	0:29			1:15




MEX • Mexico



Set

Avg. by set

Rk	No	Name	Running Sets	Faults	Still Sets	Total Attempts	Note
1	10	Rangel Pedro	13	-	43	56	4.33
-	1	Vargas Daniel	-	-	1	1	
-	4	Meyer Gustavo	-	-	-	-	
-	5	Rangel Jesus	-	-	4	4	
-	7	Quiñones Jorge	-	-	-	-	
-	8	Herrera Edgar	-	-	-	-	
-	9	Guerra Carlos	-	-	1	1	
-	11	Barajas Jorge	-	-	-	-	
-	13	Cordova Samuel	-	-	-	-	
-	14	Aguilera Tomas	-	-	-	-	
-	15	Petris Martin	-	-	-	-	
-	17	Orellana Nestor	-	-	-	-	
Others			-	-	-	-	
Total Team			13	-	49	62	4.33



Reception

Eff. %
Limit: 25.00%


Rk	No	Name	Excellents	Faults	Serve Receptions	Total Attempts	Note
1	7	Quiñones Jorge	8	1	11	20	35.00
2	5	Rangel Jesus	5	2	10	17	17.65
3	9	Guerra Carlos	2	1	14	17	5.88
-	4	Meyer Gustavo	2	-	4	6	
-	1	Vargas Daniel	-	-	-	-	
-	8	Herrera Edgar	-	-	-	-	
-	10	Rangel Pedro	-	-	-	-	
-	11	Barajas Jorge	-	-	-	-	
-	13	Cordova Samuel	-	-	-	-	
-	14	Aguilera Tomas	-	-	-	-	
-	15	Petris Martin	-	-	-	-	
-	17	Orellana Nestor	-	-	-	-	
Others			-	-	-	-	
Total Team			17	4	39	60	21.67

Match: 10 Date: 01.09.2014 Spectators: 3'000
 City: Gdansk
 Hall: Ergo Arena
 Match duration: Start: 16:40 End: 18:08 Total: 1:28

Teams	Sets	1	2	3	4	5	Total
MEX	0	16	17	21			54
BUL	3	25	25	25			75
Set duration		0:22	0:24	0:29			1:15




BUL • Bulgaria



Spike

Succ. %
Limit: 15.00%

Rk	No	Name	Spikes	Faults	Shots	Total Attempts	Note
1	15	Aleksiev Todor	12	1	7	20	60.00
2	19	Sokolov Tsvetan	12	2	8	22	54.55
-	5	Gotsev Svetoslav	4	1	4	9	
-	17	Penchev Nikolay	6	1	2	9	
-	12	Yosifov Viktor	1	-	3	4	
-	3	Zhekov Andrey	1	-	1	2	
-	6	Milushev Danail	-	-	-	-	
-	7	Gradinarov Miroslav	-	-	-	-	
-	8	Skrimov Todor	-	-	-	-	
-	9	Dimitrov Dobromir	-	-	-	-	
-	13	Salparov Teodor	-	-	-	-	
-	14	Todorov Teodor	-	-	-	-	
Others			-	-	-	-	
Total Team			36	5	25	66	54.55



Block

Avg. by set

Rk	No	Name	Kill Blocks	Faults	Rebounds	Total Attempts	Note
1	12	Yosifov Viktor	4	1	5	10	1.33
2	15	Aleksiev Todor	2	3	3	8	0.67
3	19	Sokolov Tsvetan	1	4	3	8	0.33
3	3	Zhekov Andrey	1	3	1	5	0.33
-	6	Milushev Danail	-	-	-	-	
-	7	Gradinarov Miroslav	-	-	-	-	
-	8	Skrimov Todor	-	-	-	-	
-	9	Dimitrov Dobromir	-	-	-	-	
-	13	Salparov Teodor	-	-	-	-	
-	14	Todorov Teodor	-	-	-	-	
-	5	Gotsev Svetoslav	-	2	4	6	
-	17	Penchev Nikolay	-	1	-	1	
Others			-	-	-	-	
Total Team			8	14	16	38	2.67

Match: 10 Date: 01.09.2014 Spectators: 3'000

City: Gdansk

Hall: Ergo Arena


Match duration: Start: 16:40 End: 18:08 Total: 1:28

Teams	Sets	1	2	3	4	5	Total
MEX	0	16	17	21			54
BUL	3	25	25	25			75
Set duration		0:22	0:24	0:29			1:15



BUL • Bulgaria

Rk	No	Name	Aces	Faults	Serve Hits	Total Attempts	Note
1	12	Yosifov Viktor	1	-	11	12	0.33
1	17	Penchev Nikolay	1	2	9	12	0.33
1	3	Zhekov Andrey	1	4	4	9	0.33
1	19	Sokolov Tsvetan	1	5	3	9	0.33
-	6	Milushev Danail	-	-	-	-	
-	7	Gradinarov Miroslav	-	-	2	2	
-	9	Dimitrov Dobromir	-	-	-	-	
-	13	Salparov Teodor	-	-	-	-	
-	14	Todorov Teodor	-	-	-	-	
-	5	Gotsev Svetoslav	-	1	17	18	
-	15	Aleksiev Todor	-	1	8	9	
-	8	Skrimov Todor	-	1	2	3	
Others			-	-	-	-	
Total Team			4	14	56	74	1.33




Serve

Avg. by set

Team	Opponent errors & Team faults	Aces	Faults	Total Attempts
		27	5	32

Rk	No	Name	Digs	Faults	Receptions	Total Attempts	Note
1	17	Penchev Nikolay	9	1	-	10	3.00
2	13	Salparov Teodor	8	1	3	12	2.67
3	15	Aleksiev Todor	3	-	1	4	1.00
3	19	Sokolov Tsvetan	3	1	-	4	1.00
5	3	Zhekov Andrey	2	1	1	4	0.67
6	5	Gotsev Svetoslav	1	-	-	1	0.33
6	8	Skrimov Todor	1	-	-	1	0.33
6	12	Yosifov Viktor	1	1	-	2	0.33
-	6	Milushev Danail	-	-	-	-	
-	7	Gradinarov Miroslav	-	-	-	-	
-	9	Dimitrov Dobromir	-	-	-	-	
-	14	Todorov Teodor	-	-	-	-	
Others			-	7	-	7	
Total Team			28	12	5	45	9.33



Dig


Avg. by set

Match: 10 Date: 01.09.2014 Spectators: 3'000
 City: Gdansk
 Hall: Ergo Arena
 Match duration: Start: 16:40 End: 18:08 Total: 1:28

Teams	Sets	1	2	3	4	5	Total
MEX	0	16	17	21			54
BUL	3	25	25	25			75
Set duration		0:22	0:24	0:29			1:15




BUL • Bulgaria



Set

Avg. by set

Rk	No	Name	Running Sets	Faults	Still Sets	Total Attempts	Note
1	3	Zhekov Andrey	24	-	32	56	8.00
-	5	Gotsev Svetoslav	-	-	-	-	
-	6	Milushev Danail	-	-	-	-	
-	7	Gradinarov Miroslav	-	-	-	-	
-	8	Skrimov Todor	-	-	-	-	
-	9	Dimitrov Dobromir	-	-	-	-	
-	12	Yosifov Viktor	-	-	-	-	
-	13	Salparov Teodor	-	-	1	1	
-	14	Todorov Teodor	-	-	-	-	
-	15	Aleksiev Todor	-	-	1	1	
-	17	Penchev Nikolay	-	-	-	-	
-	19	Sokolov Tsvetan	-	-	-	-	
Others			-	-	-	-	
Total Team			24	-	34	58	8.00



Reception

Eff. %
Limit: 25.00%

Rk	No	Name	Excellents	Faults	Serve Receptions	Total Attempts	Note
1	13	Salparov Teodor	8	2	3	13	46.15
2	17	Penchev Nikolay	9	1	9	19	42.11
-	15	Aleksiev Todor	4	1	4	9	
-	7	Gradinarov Miroslav	1	-	1	2	
-	3	Zhekov Andrey	-	-	1	1	
-	5	Gotsev Svetoslav	-	-	-	-	
-	6	Milushev Danail	-	-	-	-	
-	8	Skrimov Todor	-	-	-	-	
-	9	Dimitrov Dobromir	-	-	-	-	
-	12	Yosifov Viktor	-	-	-	-	
-	14	Todorov Teodor	-	-	-	-	
-	19	Sokolov Tsvetan	-	-	-	-	
Others			-	-	-	-	
Total Team			22	4	18	44	40.91

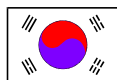
Match: 11 Date: 01.09.2014 Spectators: 1'750

City: Katowice


Hall: Spodek

Match duration: Start: 20:25 End: 22:37 Total: 2:12

Teams	Sets	1	2	3	4	5	Total
KOR	3	24	26	25	25		100
TUN	1	26	24	21	18		89
Set duration		0:29	0:33	0:28	0:26		1:56




KOR • Korea



Spike

Succ. %
Limit: 15.00%

Rk	No	Name	Spikes	Faults	Shots	Total Attempts	Note
1	12	Jeon Kwang-In	10	4	6	20	50.00
2	13	Park Chul-Woo	21	6	18	45	46.67
-	9	Kwak Seung-Suk	9	3	5	17	
-	1	Song Myung-Geun	5	4	4	13	
-	4	Shin Yung-Suk	6	2	2	10	
-	8	Park Sang-Ha	6	2	2	10	
-	2	Han Sun-Soo	-	1	1	2	
-	11	Choi Min-Ho	1	-	-	1	
-	6	Lee Min-Gyu	-	-	-	-	
-	10	Bu Yong-Chan	-	-	-	-	
-	17	Seo Jae-Duck	-	-	-	-	
-	19	Jeong Minsu	-	-	-	-	
Others			-	-	-	-	
Total Team			58	22	38	118	49.15



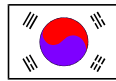
Block

Avg. by set


Rk	No	Name	Kill Blocks	Faults	Rebounds	Total Attempts	Note
1	4	Shin Yung-Suk	5	12	6	23	1.25
2	8	Park Sang-Ha	2	3	4	9	0.50
2	11	Choi Min-Ho	2	1	-	3	0.50
2	13	Park Chul-Woo	2	5	2	9	0.50
2	9	Kwak Seung-Suk	2	5	-	7	0.50
6	1	Song Myung-Geun	1	1	-	2	0.25
6	2	Han Sun-Soo	1	6	1	8	0.25
6	12	Jeon Kwang-In	1	3	-	4	0.25
-	6	Lee Min-Gyu	-	-	-	-	
-	10	Bu Yong-Chan	-	-	-	-	
-	19	Jeong Minsu	-	-	-	-	
-	17	Seo Jae-Duck	-	1	-	1	
Others			-	-	-	-	
Total Team			16	37	13	66	4.00

Match: 11 **Date:** 01.09.2014 **Spectators:** 1'750
City: Katowice
Hall: Spodek
Match duration: Start: 20:25 End: 22:37 Total: 2:12

Teams	Sets	1	2	3	4	5	Total
KOR	3	24	26	25	25		100
TUN	1	26	24	21	18		89
Set duration		0:29	0:33	0:28	0:26		1:56



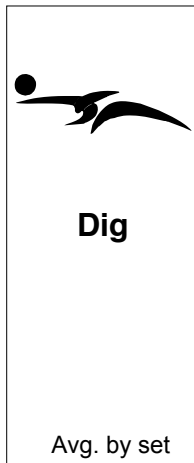
KOR • Korea



Rk	No	Name	Aces	Faults	Serve Hits	Total Attempts	Note
1	9	Kwak Seung-Suk	1	4	21	26	0.25
1	13	Park Chul-Woo	1	4	6	11	0.25
-	1	Song Myung-Geun	-	-	3	3	
-	6	Lee Min-Gyu	-	-	8	8	
-	10	Bu Yong-Chan	-	-	-	-	
-	11	Choi Min-Ho	-	-	6	6	
-	17	Seo Jae-Duck	-	-	-	-	
-	19	Jeong Minsu	-	-	-	-	
-	2	Han Sun-Soo	-	1	13	14	
-	8	Park Sang-Ha	-	1	13	14	
-	4	Shin Yung-Suk	-	1	9	10	
-	12	Jeon Kwang-In	-	1	6	7	
Others			-	-	-	-	
Total Team			2	12	85	99	0.50



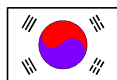
Opponent errors & Team faults	24	1		25	
-------------------------------	----	---	--	----	--




Rk	No	Name	Digs	Faults	Receptions	Total Attempts	Note
1	10	Bu Yong-Chan	20	2	2	24	5.00
2	9	Kwak Seung-Suk	11	1	-	12	2.75
2	2	Han Sun-Soo	11	4	-	15	2.75
4	12	Jeon Kwang-In	8	-	1	9	2.00
4	13	Park Chul-Woo	8	-	-	8	2.00
6	4	Shin Yung-Suk	4	-	-	4	1.00
7	8	Park Sang-Ha	3	1	1	5	0.75
8	6	Lee Min-Gyu	2	-	1	3	0.50
8	1	Song Myung-Geun	2	1	-	3	0.50
8	11	Choi Min-Ho	2	1	-	3	0.50
11	19	Jeong Minsu	1	-	-	1	0.25
-	17	Seo Jae-Duck	-	-	-	-	
Others			-	-	-	-	
Total Team			72	10	5	87	18.00

Match: 11 Date: 01.09.2014 Spectators: 1'750
 City: Katowice
 Hall: Spodek
 Match duration: Start: 20:25 End: 22:37 Total: 2:12

Teams	Sets	1	2	3	4	5	Total
KOR	3	24	26	25	25		100
TUN	1	26	24	21	18		89
Set duration		0:29	0:33	0:28	0:26		1:56




KOR • Korea



Set

Avg. by set

Rk	No	Name	Running Sets	Faults	Still Sets	Total Attempts	Note
1	2	Han Sun-Soo	41	-	50	91	10.25
2	6	Lee Min-Gyu	2	-	5	7	0.50
-	1	Song Myung-Geun	-	-	-	-	
-	4	Shin Yung-Suk	-	-	-	-	
-	8	Park Sang-Ha	-	-	-	-	
-	9	Kwak Seung-Suk	-	-	-	-	
-	10	Bu Yong-Chan	-	-	-	-	
-	11	Choi Min-Ho	-	-	-	-	
-	12	Jeon Kwang-In	-	-	-	-	
-	13	Park Chul-Woo	-	-	-	-	
-	17	Seo Jae-Duck	-	-	-	-	
-	19	Jeong Minsu	-	-	-	-	
Others			-	-	-	-	
Total Team			43	-	55	98	10.75



Reception

Eff. %
Limit: 25.00%

Rk	No	Name	Excellents	Faults	Serve Receptions	Total Attempts	Note
1	10	Bu Yong-Chan	18	1	9	28	60.71
2	9	Kwak Seung-Suk	12	4	17	33	24.24
-	19	Jeong Minsu	2	1	6	9	
-	1	Song Myung-Geun	1	-	2	3	
-	2	Han Sun-Soo	-	-	2	2	
-	4	Shin Yung-Suk	-	-	-	-	
-	6	Lee Min-Gyu	-	-	-	-	
-	8	Park Sang-Ha	-	-	-	-	
-	11	Choi Min-Ho	-	-	-	-	
-	13	Park Chul-Woo	-	-	-	-	
-	17	Seo Jae-Duck	-	-	-	-	
-	12	Jeon Kwang-In	-	1	-	1	
Others			-	-	-	-	
Total Team			33	7	36	76	34.21

Match: 11 Date: 01.09.2014 Spectators: 1'750

City: Katowice


Hall: Spodek

Match duration: Start: 20:25 End: 22:37 Total: 2:12

Teams	Sets	1	2	3	4	5	Total
KOR	3	24	26	25	25		100
TUN	1	26	24	21	18		89
Set duration		0:29	0:33	0:28	0:26		1:56




TUN • Tunisia



Spike

Succ. %
Limit: 15.00%

Rk	No	Name	Spikes	Faults	Shots	Total Attempts	Note
1	11	Moalla Ismail	11	3	9	23	47.83
2	6	Ben Othmen Miladi Mohamed Ali	10	3	9	22	45.45
3	4	Garci Marouen	12	11	15	38	31.58
-	15	Kaabi Hichem	4	1	5	10	
-	21	Miladi Nabil	2	3	2	7	
-	2	Kadhi Ahmed	2	2	2	6	
-	20	Agrebi Omar	-	2	2	4	
-	5	Sellami Samir	1	-	1	2	
-	7	Kamosli Elyes	1	-	-	1	
-	16	Ben Slimene Khaled	-	-	1	1	
-	10	Nagga Hamza	-	-	-	-	
-	12	Taouerghi Anouer	-	-	-	-	
Others			-	-	-	-	
Total Team			43	25	46	114	37.72



Block

Avg. by set

Rk	No	Name	Kill Blocks	Faults	Rebounds	Total Attempts	Note
1	20	Agrebi Omar	4	13	4	21	1.00
2	4	Garci Marouen	3	3	-	6	0.75
2	2	Kadhi Ahmed	3	7	1	11	0.75
4	11	Moalla Ismail	1	10	6	17	0.25
4	16	Ben Slimene Khaled	1	5	2	8	0.25
-	5	Sellami Samir	-	-	2	2	
-	7	Kamosli Elyes	-	-	-	-	
-	10	Nagga Hamza	-	-	-	-	
-	12	Taouerghi Anouer	-	-	-	-	
-	21	Miladi Nabil	-	7	4	11	
-	6	Ben Othmen Miladi Mohamed Ali	-	4	2	6	
-	15	Kaabi Hichem	-	1	-	1	
Others			-	-	-	-	
Total Team			12	50	21	83	3.00

Match: 11 Date: 01.09.2014 Spectators: 1'750

City: Katowice

Hall: Spodek

Match duration: Start: 20:25 End: 22:37 Total: 2:12

Teams	Sets	1	2	3	4	5	Total
KOR	3	24	26	25	25		100
TUN	1	26	24	21	18		89
Set duration		0:29	0:33	0:28	0:26		1:56



TUN • Tunisia

Rk	No	Name	Aces	Faults	Serve Hits	Total Attempts	Note
1	2	Kadhi Ahmed	3	2	6	11	0.75
2	7	Kamosli Elyes	1	-	1	2	0.25
2	4	Garci Marouen	1	1	7	9	0.25
2	16	Ben Slimene Khaled	1	2	10	13	0.25
-	6	Ben Othmen Miladi Mohamed Ali	-	-	9	9	
-	10	Nagga Hamza	-	-	3	3	
-	12	Taouerghi Anouer	-	-	-	-	
-	15	Kaabi Hichem	-	-	3	3	
-	20	Agrebi Omar	-	2	14	16	
-	21	Miladi Nabil	-	1	5	6	
-	11	Moalla Ismail	-	3	9	12	
-	5	Sellami Samir	-	2	3	5	
Others			-	-	-	-	
Total Team			6	13	70	89	1.50

Team	Opponent errors & Team faults	Aces	Faults	Total Attempts
		28	-	28

Rk	No	Name	Digs	Faults	Receptions	Total Attempts	Note
1	12	Taouerghi Anouer	14	2	-	16	3.50
2	6	Ben Othmen Miladi Mohamed Ali	10	-	-	10	2.50
2	16	Ben Slimene Khaled	10	-	1	11	2.50
4	11	Moalla Ismail	9	2	-	11	2.25
5	4	Garci Marouen	6	1	-	7	1.50
6	20	Agrebi Omar	5	1	-	6	1.25
7	5	Sellami Samir	4	-	1	5	1.00
7	21	Miladi Nabil	4	-	-	4	1.00
9	2	Kadhi Ahmed	1	-	1	2	0.25
9	7	Kamosli Elyes	1	2	1	4	0.25
-	10	Nagga Hamza	-	-	-	-	
-	15	Kaabi Hichem	-	2	3	5	
Others			-	-	-	-	
Total Team			64	10	7	81	16.00

Match: 11 Date: 01.09.2014 Spectators: 1'750

City: Katowice


Hall: Spodek

Match duration: Start: 20:25 End: 22:37 Total: 2:12

Teams	Sets	1	2	3	4	5	Total
KOR	3	24	26	25	25		100
TUN	1	26	24	21	18		89
Set duration		0:29	0:33	0:28	0:26		1:56




TUN • Tunisia



Set

Avg. by set

Rk	No	Name	Running Sets	Faults	Still Sets	Total Attempts	Note
1	16	Ben Slimene Khaled	16	-	35	51	4.00
2	5	Sellami Samir	6	-	31	37	1.50
-	2	Kadhi Ahmed	-	-	-	-	
-	4	Garci Marouen	-	-	-	-	
-	6	Ben Othmen Miladi Mohamed Ali	-	-	-	-	
-	7	Kamosli Elyes	-	-	-	-	
-	10	Nagga Hamza	-	-	-	-	
-	11	Moalla Ismail	-	-	-	-	
-	12	Taouerghi Anouer	-	-	-	-	
-	15	Kaabi Hichem	-	-	-	-	
-	20	Agrebi Omar	-	-	-	-	
-	21	Miladi Nabil	-	-	-	-	
Others			-	-	-	-	
Total Team			22	-	66	88	5.50



Reception

Eff. %
Limit: 25.00%

Rk	No	Name	Excellents	Faults	Serve Receptions	Total Attempts	Note
1	11	Moalla Ismail	8	-	17	25	32.00
2	6	Ben Othmen Miladi Mohamed Ali	12	2	28	42	23.81
-	12	Taouerghi Anouer	14	-	4	18	
-	16	Ben Slimene Khaled	-	-	1	1	
-	21	Miladi Nabil	1	-	-	1	
-	2	Kadhi Ahmed	-	-	-	-	
-	4	Garci Marouen	-	-	-	-	
-	5	Sellami Samir	-	-	-	-	
-	7	Kamosli Elyes	-	-	-	-	
-	10	Nagga Hamza	-	-	-	-	
-	15	Kaabi Hichem	-	-	-	-	
-	20	Agrebi Omar	-	-	-	-	
Others			-	-	-	-	
Total Team			35	2	50	87	37.93


Match: 12 Date: 01.09.2014 Spectators: 3'000

City: Gdansk


Hall: Ergo Arena

Match duration: Start: 20:25 End: 22:53 Total: 2:28

Teams	Sets	1	2	3	4	5	Total
CHN	3	25	25	23	33		106
EGY	1	20	20	25	31		96
Set duration		0:23	0:26	0:27	0:34		1:50




CHN • China



Spike

Succ. %
Limit: 15.00%

Rk	No	Name	Spikes	Faults	Shots	Total Attempts	Note
1	3	Yuan Zhi	29	3	14	46	63.04
2	7	Zhong Weijun	16	4	8	28	57.14
3	8	Cui Jianjun	9	-	9	18	50.00
-	11	Geng Xin	3	2	3	8	
-	6	Liang Chunlong	1	-	5	6	
-	9	Jiao Shuai	1	-	-	1	
-	15	Li Runming	1	-	-	1	
-	19	Fang Yingchao	1	-	-	1	
-	12	Kong Fanwei	-	-	-	-	
-	13	Kou Zhichao	-	-	-	-	
-	14	Xu Jingtao	-	-	-	-	
-	16	Ren Qi	-	-	-	-	
Others			-	-	-	-	
Total Team			61	9	39	109	55.96




Block

Avg. by set


Rk	No	Name	Kill Blocks	Faults	Rebounds	Total Attempts	Note
1	11	Geng Xin	4	10	11	25	1.00
2	7	Zhong Weijun	2	1	1	4	0.50
2	6	Liang Chunlong	2	10	3	15	0.50
4	15	Li Runming	1	-	-	1	0.25
4	8	Cui Jianjun	1	5	2	8	0.25
-	12	Kong Fanwei	-	-	-	-	
-	13	Kou Zhichao	-	-	-	-	
-	14	Xu Jingtao	-	-	-	-	
-	16	Ren Qi	-	-	-	-	
-	19	Fang Yingchao	-	-	1	1	
-	9	Jiao Shuai	-	1	1	2	
-	3	Yuan Zhi	-	2	1	3	
Others			-	-	-	-	
Total Team			10	29	20	59	2.50

Match: 12 **Date:** 01.09.2014 **Spectators:** 3'000
City: Gdansk
Hall: Ergo Arena
Match duration: Start: 20:25 End: 22:53 Total: 2:28

Teams	Sets	1	2	3	4	5	Total
CHN	3	25	25	23	33		106
EGY	1	20	20	25	31		96
Set duration		0:23	0:26	0:27	0:34		1:50



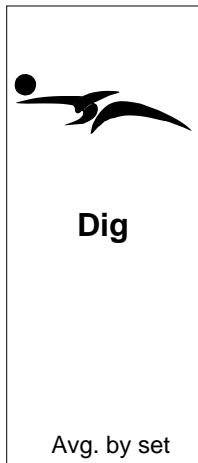
CHN • China



Rk	No	Name	Aces	Faults	Serve Hits	Total Attempts	Note
1	3	Yuan Zhi	2	6	15	23	0.50
1	7	Zhong Weijun	2	5	8	15	0.50
3	8	Cui Jianjun	1	2	12	15	0.25
-	6	Liang Chunlong	-	-	18	18	
-	9	Jiao Shuai	-	-	7	7	
-	12	Kong Fanwei	-	-	-	-	
-	14	Xu Jingtao	-	-	-	-	
-	16	Ren Qi	-	-	-	-	
-	19	Fang Yingchao	-	-	1	1	
-	11	Geng Xin	-	1	15	16	
-	15	Li Runming	-	2	6	8	
-	13	Kou Zhichao	-	1	1	2	
Others			-	-	-	-	
Total Team			5	17	83	105	1.25




Opponent errors & Team faults	30	-	30
-------------------------------	----	---	----




Rk	No	Name	Digs	Faults	Receptions	Total Attempts	Note
1	16	Ren Qi	13	2	-	15	3.25
2	7	Zhong Weijun	8	1	2	11	2.00
3	8	Cui Jianjun	7	1	3	11	1.75
4	11	Geng Xin	3	1	2	6	0.75
5	3	Yuan Zhi	2	3	2	7	0.50
6	15	Li Runming	1	-	1	2	0.25
6	6	Liang Chunlong	1	2	1	4	0.25
-	9	Jiao Shuai	-	-	1	1	
-	14	Xu Jingtao	-	-	-	-	
-	19	Fang Yingchao	-	-	-	-	
-	12	Kong Fanwei	-	1	-	1	
-	13	Kou Zhichao	-	1	-	1	
Others			-	25	-	25	
Total Team			35	37	12	84	8.75

Match: 12 Date: 01.09.2014 Spectators: 3'000
 City: Gdansk
 Hall: Ergo Arena
 Match duration: Start: 20:25 End: 22:53 Total: 2:28

Teams	Sets	1	2	3	4	5	Total
CHN	3	25	25	23	33		106
EGY	1	20	20	25	31		96
Set duration		0:23	0:26	0:27	0:34		1:50




CHN • China



Set

Avg. by set

Rk	No	Name	Running Sets	Faults	Still Sets	Total Attempts	Note
1	9	Jiao Shuai	17	-	45	62	4.25
2	15	Li Runming	7	-	16	23	1.75
-	3	Yuan Zhi	-	-	-	-	
-	6	Liang Chunlong	-	-	-	-	
-	8	Cui Jianjun	-	-	1	1	
-	11	Geng Xin	-	-	3	3	
-	12	Kong Fanwei	-	-	-	-	
-	13	Kou Zhichao	-	-	-	-	
-	14	Xu Jingtao	-	-	-	-	
-	16	Ren Qi	-	-	1	1	
-	19	Fang Yingchao	-	-	-	-	
-	7	Zhong Weijun	-	1	1	2	
Others			-	-	-	-	
Total Team			24	1	67	92	6.00



Reception

Eff. %
Limit: 25.00%


Rk	No	Name	Excellents	Faults	Serve Receptions	Total Attempts	Note
1	8	Cui Jianjun	16	1	10	27	55.56
2	16	Ren Qi	8	1	16	25	28.00
-	7	Zhong Weijun	6	-	11	17	
-	19	Fang Yingchao	1	-	4	5	
-	6	Liang Chunlong	-	-	2	2	
-	3	Yuan Zhi	-	-	1	1	
-	9	Jiao Shuai	-	-	-	-	
-	12	Kong Fanwei	-	-	-	-	
-	13	Kou Zhichao	-	-	-	-	
-	14	Xu Jingtao	-	-	-	-	
-	15	Li Runming	-	-	-	-	
-	11	Geng Xin	-	1	-	1	
Others			-	-	-	-	
Total Team			31	3	44	78	35.90

Match: 12 Date: 01.09.2014 Spectators: 3'000
 City: Gdansk
 Hall: Ergo Arena
 Match duration: Start: 20:25 End: 22:53 Total: 2:28

Teams	Sets	1	2	3	4	5	Total
CHN	3	25	25	23	33		106
EGY	1	20	20	25	31		96
Set duration		0:23	0:26	0:27	0:34		1:50




EGY • Egypt



Spike

Succ. %
Limit: 15.00%

Rk	No	Name	Spikes	Faults	Shots	Total Attempts	Note
1	15	Elkotb Ahmed	23	-	14	37	62.16
2	4	Abdelhay Ahmed	10	3	7	20	50.00
3	13	Badawy Mohamed	9	5	10	24	37.50
-	6	Abdelrehim Mamdouh	7	3	2	12	
-	1	Youssef Saleh	5	2	2	9	
-	9	Atia Rashad	5	2	1	8	
-	20	Abou Abd Elhalim Mohamed	1	-	2	3	
-	12	Abdalla Hossam	2	-	-	2	
-	8	Thakil Mohamed	-	1	1	2	
-	2	Abdelkader Islam	-	-	-	-	
-	3	El Sayed Ahmed	-	-	-	-	
-	19	Moawad Mohamed	-	-	-	-	
Others			-	-	-	-	
Total Team			62	16	39	117	52.99



Block

Avg. by set

Rk	No	Name	Kill Blocks	Faults	Rebounds	Total Attempts	Note
1	6	Abdelrehim Mamdouh	3	9	4	16	0.75
-	2	Abdelkader Islam	-	-	-	-	
-	8	Thakil Mohamed	-	-	-	-	
-	19	Moawad Mohamed	-	-	-	-	
-	9	Atia Rashad	-	2	4	6	
-	12	Abdalla Hossam	-	1	2	3	
-	13	Badawy Mohamed	-	2	2	4	
-	20	Abou Abd Elhalim Mohamed	-	2	1	3	
-	1	Youssef Saleh	-	4	1	5	
-	3	El Sayed Ahmed	-	1	-	1	
-	4	Abdelhay Ahmed	-	2	-	2	
-	15	Elkotb Ahmed	-	1	-	1	
Others			-	-	-	-	
Total Team			3	24	14	41	0.75

Match: 12 **Date:** 01.09.2014 **Spectators:** 3'000
City: Gdansk
Hall: Ergo Arena
Match duration: Start: 20:25 End: 22:53 Total: 2:28

Teams	Sets	1	2	3	4	5	Total
CHN	3	25	25	23	33		106
EGY	1	20	20	25	31		96
Set duration		0:23	0:26	0:27	0:34		1:50



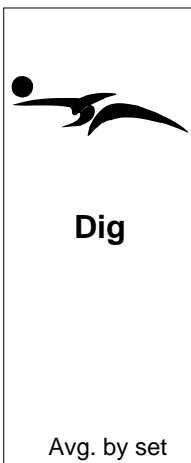
EGY • Egypt

Rk	No	Name	Aces	Faults	Serve Hits	Total Attempts	Note
1	6	Abdelrehim Mamdouh	2	2	11	15	0.50
2	13	Badawy Mohamed	1	2	13	16	0.25
-	2	Abdelkader Islam	-	-	-	-	
-	3	El Sayed Ahmed	-	-	3	3	
-	9	Atia Rashad	-	-	17	17	
-	19	Moawad Mohamed	-	-	-	-	
-	20	Abou Abd Elhalim Mohamed	-	-	2	2	
-	1	Youssef Saleh	-	3	14	17	
-	15	Elkotb Ahmed	-	3	5	8	
-	12	Abdalla Hossam	-	4	6	10	
-	4	Abdelhay Ahmed	-	4	4	8	
-	8	Thakil Mohamed	-	1	-	1	
Others			-	-	-	-	
Total Team			3	19	75	97	0.75



Team	Opponent errors & Team faults	Aces	Faults	Total Attempts
	Opponent errors & Team faults	28	-	28

Rk	No	Name	Digs	Faults	Receptions	Total Attempts	Note
1	19	Moawad Mohamed	13	4	6	23	3.25
2	13	Badawy Mohamed	5	6	1	12	1.25
3	1	Youssef Saleh	4	1	2	7	1.00
4	4	Abdelhay Ahmed	3	-	-	3	0.75
4	9	Atia Rashad	3	-	-	3	0.75
6	15	Elkotb Ahmed	1	2	3	6	0.25
6	6	Abdelrehim Mamdouh	1	1	-	2	0.25
6	12	Abdalla Hossam	1	3	-	4	0.25
-	2	Abdelkader Islam	-	-	-	-	
-	3	El Sayed Ahmed	-	-	1	1	
-	8	Thakil Mohamed	-	-	-	-	
-	20	Abou Abd Elhalim Mohamed	-	-	-	-	
Others			-	23	-	23	
Total Team			31	40	13	84	7.75



Match: 12 **Date:** 01.09.2014 **Spectators:** 3'000
City: Gdansk
Hall: Ergo Arena
Match duration: Start: 20:25 End: 22:53 Total: 2:28

Teams	Sets	1	2	3	4	5	Total
CHN	3	25	25	23	33		106
EGY	1	20	20	25	31		96
Set duration		0:23	0:26	0:27	0:34		1:50



EGY • Egypt



Set

Avg. by set

Rk	No	Name	Running Sets	Faults	Still Sets	Total Attempts	Note
1	12	Abdalla Hossam	20	1	58	79	5.00
-	1	Youssef Saleh	-	-	3	3	
-	2	Abdelkader Islam	-	-	-	-	
-	3	El Sayed Ahmed	-	-	11	11	
-	4	Abdelhay Ahmed	-	-	-	-	
-	6	Abdelrehim Mamdouh	-	-	1	1	
-	8	Thakil Mohamed	-	-	-	-	
-	9	Atia Rashad	-	-	3	3	
-	13	Badawy Mohamed	-	-	2	2	
-	15	Elkotb Ahmed	-	-	-	-	
-	19	Moawad Mohamed	-	-	2	2	
-	20	Abou Abd Elhalim Mohamed	-	-	-	-	
Others			-	-	-	-	
Total Team			20	1	80	101	5.00



Reception

Eff. %
Limit: 25.00%

Rk	No	Name	Excellents	Faults	Serve Receptions	Total Attempts	Note
1	1	Youssef Saleh	9	2	11	22	31.82
2	19	Moawad Mohamed	9	2	12	23	30.43
3	13	Badawy Mohamed	12	2	25	39	25.64
-	8	Thakil Mohamed	2	-	2	4	
-	2	Abdelkader Islam	-	-	-	-	
-	3	El Sayed Ahmed	-	-	-	-	
-	4	Abdelhay Ahmed	-	-	-	-	
-	6	Abdelrehim Mamdouh	-	-	-	-	
-	9	Atia Rashad	-	-	-	-	
-	12	Abdalla Hossam	-	-	-	-	
-	15	Elkotb Ahmed	-	-	-	-	
-	20	Abou Abd Elhalim Mohamed	-	-	-	-	
Others			-	-	-	-	
Total Team			32	6	50	88	29.55



FIVBTM

FÉDÉRATION INTERNATIONALE
DE VOLLEYBALL