

FIVBTM



VOLLEYBALL
MEN'S WORLD
CHAMPIONSHIP
POLAND 2014

Daily Bulletin No.1

FIVB Men's Volleyball World Championship 2014 Finals (Places 5-6)

Match: 99 **Date:** 20.09.2014 **Spectators:** 2'600
City: LODZ
Hall: ATLAS ARENA
Match duration: Start: 13:40 End: 15:09 Total: 1:29

Teams	Sets	1	2	3	4	5	Total
IRI	0	19	21	18			58
RUS	3	25	25	25			75
Set duration		0:23	0:28	0:25			1:16

Referees: VEREECKE Philippe (FRA) & DUDEK Piotr (POL)

IRI • Iran		1	2	3	4	5	Pts
1	Mahmoudi Shahram	■					3
2	Ebadipour Ghara H. Milad	□	■	■			9
4	Marouflakrani Mir Saeid	■	■				1
5	Ghaemi Farhad	■	■	■			4
6	Mousavi Eraghi Seyed Mohammad	■	■	■			5
7	Fayazi Damnabi Pourya				□		2
8	L Zarif Ahangaran V. Farhad	L	L	L			
9	Gholami Adel	■	■	■			4
10	Ghafour Amir		■	■			9
12	Mirzajanpour M. Mojtaba	■	□				1
13	Mahdavi Mehdi			□	■		2
15	Tashakori Armin						

Coach: KOVAC Slobodan (SRB)
Assistant: PRAKLJACIC Slobodan (SRB)

RUS • Russia		1	2	3	4	5	Pts
2	Makarov Sergey						
3	Apalikov Nikolay						
5	Grankin Sergey	■	■	■			1
7	Pavlov Nikolay	■	■	■			14
8	Biriukov Denis		□	■			6
9	Spiridonov Alexey	■	■	■			10
10	Savin Sergey						
13	Muserskiy Dmitriy	■	■	■			10
14	Volvich Artem	■	■	■			11
15	Ilinykh Dmitriy	■	■				1
20	L Ermakov Artem	L	L				
21	L Golubev Valentin			L	L		

Coach: Voronkov Andrey (RUS)
Assistant: Busato Sergio (ITA)

TEAMS AND PLAYERS PERFORMANCES

Won Pts	Total Atts	No Name	Scoring Skills	Won Pts	Total Atts	No Name
34	83	Total Team		42	81	Total Team
9	24	10 Ghafour Amir	Spike	12	25	7 Pavlov Nikolay
8	14	2 Ebadipour Ghara H. Milad		10	13	9 Spiridonov Alexey
4	7	9 Gholami Adel		8	10	13 Muserskiy Dmitriy
6	30	Total Team	Block	5	34	Total Team
4	10	6 Mousavi Eraghi Seyed		4	12	14 Volvich Artem
1	1	13 Mahdavi Mehdi		1	3	8 Biriukov Denis
1	3	2 Ebadipour Ghara H. Milad	Serve	6	74	Total Team
0	59	Total Team		2	14	13 Muserskiy Dmitriy
				2	16	7 Pavlov Nikolay
18		Total Team	Opp. error	1	12	14 Volvich Artem
58	172	Total Team		Total	22	
				75	189	Total Team
9	21	2 Ebadipour Ghara H. Milad	Best Scorer	14	47	7 Pavlov Nikolay

■ Starting line-up Pts = Points scored □nn = Captain
□ Substitute Atts = Attempts L = Libero
Opp = Opponent



FIVB Men's Volleyball World Championship 2014 Semifinals

Match: 100 **Date:** 20.09.2014 **Spectators:** 9'121
City: KATOWICE
Hall: SPODEK
Match duration: Start: 16:40 End: 19:04 Total: 2:24

Teams	Sets	1	2	3	4	5	Total
FRA	2	18	25	23	25	12	103
BRA	3	25	23	25	22	15	110
Set duration		0:25	0:28	0:27	0:28	0:17	2:05

Referees: SHAABAN Nasr (EGY) & SANTI Simone (ITA)

FRA • France		1	2	3	4	5	Pts
2	L Grebennikov Jenia	L	L	L	L	L	
4	Rouzier Antonin	■	■				5
6	Toniutti Benjamin	■	■	■	■	■	2
7	Tillie Kevin	■	■	■	■		13
9	Ngapeth Earvin	■	■	■	■	■	21
10	Le Roux Kevin	■	■	■	■	■	10
14	Le Goff Nicolas	■	■	■	■	■	8
15	Tuia Samuele						
16	Marechal Nicolas	□	□	□	■		2
17	Lafitte Franck						
18	Jaumel Yoann	□	□	□	□		
21	Sidibe Mory	□	□	■	■	■	11

Coach: Tillie Laurent
Assistant: Josserand Arnaud

BRA • Brazil		1	2	3	4	5	Pts
1	Rezende Bruno Mossa	■	■	■	■	■	1
3	Carbonera Eder						
4	De Souza Wallace	■	■	■	■	■	17
5	Dos Santos Jr. Sidnei	■	■	■	■	■	13
6	Vissotto Neves Leandro	□	□	□	□	□	8
8	Endres Murilo	■	■	■	■	■	3
10	Lucarelli Santos De Souza Ricardo	■	■	■	■	■	22
11	L Silva Felipe Lourenço	L	L	L	L		
12	Fonteles Luiz Felipe Marques	□	□	□	□	□	2
16	Saatkamp Lucas	■	■	■	■	■	16
19	L Da Silva Pedreira Junior Mario	L	L	L	L	L	
20	Vieira De Oliveira Raphael	□	□	□	□	□	

Coach: Bernardo Rezende (BRA)
Assistant: Roberley Leonaldo (BRA)

TEAMS AND PLAYERS PERFORMANCES

Won Pts	Total Atts	No Name	Scoring Skills	Won Pts	Total Atts	No Name
59	130	Total Team		65	120	Total Team
18	37	9 Ngapeth Earvin	Spike	18	34	10 Lucarelli Santos De Souza
13	29	7 Tillie Kevin		16	28	4 De Souza Wallace
11	25	21 Sidibe Mory		14	22	16 Saatkamp Lucas
9	84	Total Team	Block	14	104	Total Team
4	20	10 Le Roux Kevin		4	23	5 Dos Santos Jr. Sidnei
3	20	14 Le Goff Nicolas		4	16	10 Lucarelli Santos De Souza
1	14	9 Ngapeth Earvin	Serve	2	7	6 Vissotto Neves Leandro
4	104	Total Team		3	109	Total Team
2	22	9 Ngapeth Earvin		2	8	12 Fonteles Luiz Felipe
1	16	14 Le Goff Nicolas	1	17	5 Dos Santos Jr. Sidnei	
1	21	10 Le Roux Kevin	Opp. error	28		Total Team
31		Total Team		Total	110	333
103	318	Total Team				
21	73	9 Ngapeth Earvin	Best Scorer	22	68	10 Lucarelli Santos De Souza

■ Starting line-up Pts = Points scored [nn] = Captain
□ Substitute Atts = Attempts L = Libero
Opp = Opponent

FIVB Men's Volleyball World Championship 2014 Semifinals

Match: 101 **Date:** 20.09.2014 **Spectators:** 12'000
City: KATOWICE
Hall: SPODEK
Match duration: Start: 20:25 End: 22:45 Total: 2:20

Teams	Sets	1	2	3	4	5	Total
GER	1	24	26	25	21		96
POL	3	26	28	23	25		102
Set duration		0:31	0:33	0:30	0:30		2:04

Referees: MOKRY Juraj (SVK) & SHAHMIRI Mohammad (IRI)

GER • Germany		1	2	3	4	5	Pts
1	Fromm Christian	■	■	■	□		12
2	L Steuerwald Markus	L	L	L	L		
3	Schwarz Sebastian						
5	Kühner Sebastian				□	□	
6	Kaliberda Denys	■	■	■	■		18
7	Westphal Dirk	□	□	□	■		4
8	Böhme Marcus	■	■	■	■		8
9	Grozer György	■	■	■			14
10	Schöps Jochen			□	□	■	3
11	Kampa Lukas	■	■	■	■		2
15	Broshog Tim			□			
16	Günthör Max	■	■	■	■		6

Coach: Mr. Vital HEYNEN (BEL)
Assistant: Mr. Stefan HÜBNER (GER)

POL • Poland		1	2	3	4	5	Pts
1	Nowakowski Piotr	■	■	■	■		10
2	Winiarski Michal	■	■	■			6
3	Konarski Dawid	□	□	□	□		
5	Zagumny Pawel	□	□				
7	Klos Karol	■	■	■	■		14
10	Wlazly Mariusz	■	■	■	■		22
11	Drzyzga Fabian	■	■	■	■		
13	Kubiak Michal	□	□	□	■		3
17	L Zatorski Pawel	L	L	L	L		
18	Mozdzonek Marcin						
20	Mika Mateusz	■	■	■	■		17
21	Buszek Rafal						

Coach: ANTIGA Stephane (FRA)
Assistant: BLAIN Philippe (FRA)

TEAMS AND PLAYERS PERFORMANCES

Won Pts	Total Atts	No Name	Scoring Skills	Won Pts	Total Atts	No Name
51	123	Total Team		54	109	Total Team
15	28	6 Kaliberda Denys	Spike	18	36	10 Wlazly Mariusz
12	32	9 Grozer György		16	30	20 Mika Mateusz
10	23	1 Fromm Christian		8	15	7 Klos Karol
8	75	Total Team	Block	12	82	Total Team
2	5	6 Kaliberda Denys		6	27	7 Klos Karol
1	6	1 Fromm Christian		3	22	1 Nowakowski Piotr
1	5	10 Schöps Jochen	1	8	2 Winiarski Michal	
8	97	Total Team	Serve	6	101	Total Team
2	20	16 Günthör Max		3	22	10 Wlazly Mariusz
1	11	1 Fromm Christian		2	14	2 Winiarski Michal
1	7	10 Schöps Jochen	1	20	1 Nowakowski Piotr	
29		Total Team	Opp. error	30		Total Team
96	295	Total Team	Total	102	292	Total Team
18	46	6 Kaliberda Denys	Best Scorer	22	66	10 Wlazly Mariusz


■ Starting line-up Pts = Points scored [nn] = Captain
□ Substitute Atts = Attempts L = Libero
Opp = Opponent

Match: 99 Date: 20.09.2014 Spectators: 2'600
City: LODZ
Hall: ATLAS ARENA
Match duration: Start: 13:40 End: 15:09 Total: 1:29

Teams	Sets	1	2	3	4	5	Total
IRI	0	19	21	18			58
RUS	3	25	25	25			75
Set duration		0:23	0:28	0:25			1:16




IRI • Iran



Spike

Succ. %
Limit: 15.00%

Rk	No	Name	Spikes	Faults	Shots	Total Attempts	Note
1	2	Ebadipour Ghara H. Milad	8	4	2	14	57.14
2	10	Ghafour Amir	9	3	12	24	37.50
-	1	Mahmoudi Shahram	3	3	5	11	
-	5	Ghaemi Farhad	4	3	4	11	
-	9	Gholami Adel	4	-	3	7	
-	6	Mousavi Eraghi Seyed Mohammad	1	2	2	5	
-	7	Fayazi Damnabi Pourya	2	-	2	4	
-	4	Marouflakrani Mir Saeid	1	1	1	3	
-	12	Mirzajanpour M. Mojtaba	1	1	1	3	
-	13	Mahdavi Mehdi	1	-	-	1	
-	8	Zarif Ahangaran V. Farhad	-	-	-	-	
-	15	Tashakori Armin	-	-	-	-	
Others			-	-	-	-	
Total Team			34	17	32	83	40.96



Block

Avg. by set


Rk	No	Name	Kill Blocks	Faults	Rebounds	Total Attempts	Note
1	6	Mousavi Eraghi Seyed Mohammad	4	3	3	10	1.33
2	13	Mahdavi Mehdi	1	-	-	1	0.33
2	2	Ebadipour Ghara H. Milad	1	1	1	3	0.33
-	1	Mahmoudi Shahram	-	-	-	-	
-	4	Marouflakrani Mir Saeid	-	-	1	1	
-	8	Zarif Ahangaran V. Farhad	-	-	-	-	
-	15	Tashakori Armin	-	-	-	-	
-	9	Gholami Adel	-	3	5	8	
-	10	Ghafour Amir	-	1	1	2	
-	5	Ghaemi Farhad	-	2	1	3	
-	7	Fayazi Damnabi Pourya	-	1	-	1	
-	12	Mirzajanpour M. Mojtaba	-	1	-	1	
Others			-	-	-	-	
Total Team			6	12	12	30	2.00

Match: 99 Date: 20.09.2014 Spectators: 2'600
City: LODZ
Hall: ATLAS ARENA
Match duration: Start: 13:40 End: 15:09 Total: 1:29

Teams	Sets	1	2	3	4	5	Total
IRI	0	19	21	18			58
RUS	3	25	25	25			75
Set duration		0:23	0:28	0:25			1:16



IRI • Iran




Serve

Avg. by set

Rk	No	Name	Aces	Faults	Serve Hits	Total Attempts	Note
-	1	Mahmoudi Shahram	-	-	5	5	
-	4	Marouflakrani Mir Saeid	-	-	6	6	
-	7	Fayazi Damnabi Pourya	-	-	2	2	
-	8	Zarif Ahangaran V. Farhad	-	-	-	-	
-	10	Ghafour Amir	-	-	10	10	
-	13	Mahdavi Mehdi	-	-	3	3	
-	15	Tashakori Armin	-	-	-	-	
-	6	Mousavi Eraghi Seyed Mohammad	-	1	7	8	
-	2	Ebadipour Ghara H. Milad	-	1	3	4	
-	9	Gholami Adel	-	2	6	8	
-	5	Ghaemi Farhad	-	3	8	11	
-	12	Mirzajanpour M. Mojtaba	-	1	1	2	
Others			-	-	-	-	
Total Team			-	8	51	59	

Team

Opponent errors & Team faults	18	-	18
-------------------------------	----	---	----



Dig

Avg. by set

Rk	No	Name	Digs	Faults	Receptions	Total Attempts	Note
1	5	Ghaemi Farhad	5	-	1	6	1.67
2	9	Gholami Adel	4	-	-	4	1.33
2	8	Zarif Ahangaran V. Farhad	4	6	10	20	1.33
4	1	Mahmoudi Shahram	3	-	2	5	1.00
4	12	Mirzajanpour M. Mojtaba	3	-	-	3	1.00
6	4	Marouflakrani Mir Saeid	2	-	6	8	0.67
6	13	Mahdavi Mehdi	2	-	-	2	0.67
8	6	Mousavi Eraghi Seyed Mohammad	1	1	5	7	0.33
8	10	Ghafour Amir	1	1	1	3	0.33
8	7	Fayazi Damnabi Pourya	1	1	-	2	0.33
-	2	Ebadipour Ghara H. Milad	-	-	3	3	
-	15	Tashakori Armin	-	-	-	-	
Others			-	20	-	20	
Total Team			26	29	28	83	8.67




Match: 99 Date: 20.09.2014 Spectators: 2'600
City: LODZ
Hall: ATLAS ARENA
Match duration: Start: 13:40 End: 15:09 Total: 1:29

Teams	Sets	1	2	3	4	5	Total
IRI	0	19	21	18			58
RUS	3	25	25	25			75
Set duration		0:23	0:28	0:25			1:16




IRI • Iran



Set

Avg. by set

Rk	No	Name	Running Sets	Faults	Still Sets	Total Attempts	Note
1	4	Marouflakrani Mir Saeid	17	1	22	40	5.67
2	13	Mahdavi Mehdi	5	-	19	24	1.67
-	1	Mahmoudi Shahram	-	-	-	-	
-	2	Ebadipour Ghara H. Milad	-	-	-	-	
-	5	Ghaemi Farhad	-	-	4	4	
-	6	Mousavi Eraghi Seyed Mohammad	-	-	-	-	
-	7	Fayazi Damnabi Pourya	-	-	1	1	
-	8	Zarif Ahangaran V. Farhad	-	-	3	3	
-	9	Gholami Adel	-	-	2	2	
-	10	Ghafour Amir	-	-	-	-	
-	12	Mirzajanpour M. Mojtaba	-	-	-	-	
-	15	Tashakori Armin	-	-	-	-	
Others			-	-	-	-	
Total Team			22	1	51	74	7.33



Reception

Eff. %
Limit: 25.00%


Rk	No	Name	Excellents	Faults	Serve Receptions	Total Attempts	Note
1	5	Ghaemi Farhad	15	3	12	30	40.00
2	8	Zarif Ahangaran V. Farhad	3	3	10	16	0.00
-	2	Ebadipour Ghara H. Milad	2	1	5	8	
-	12	Mirzajanpour M. Mojtaba	1	1	4	6	
-	7	Fayazi Damnabi Pourya	-	-	1	1	
-	1	Mahmoudi Shahram	-	-	-	-	
-	4	Marouflakrani Mir Saeid	-	-	-	-	
-	6	Mousavi Eraghi Seyed Mohammad	-	-	-	-	
-	9	Gholami Adel	-	-	-	-	
-	10	Ghafour Amir	-	-	-	-	
-	13	Mahdavi Mehdi	-	-	-	-	
-	15	Tashakori Armin	-	-	-	-	
Others			-	-	-	-	
Total Team			21	8	32	61	21.31

Match: 99 Date: 20.09.2014 Spectators: 2'600
City: LODZ
Hall: ATLAS ARENA
Match duration: Start: 13:40 End: 15:09 Total: 1:29

Teams	Sets	1	2	3	4	5	Total
IRI	0	19	21	18			58
RUS	3	25	25	25			75
Set duration		0:23	0:28	0:25			1:16




RUS • Russia



Spike

Succ. %
Limit: 15.00%

Rk	No	Name	Spikes	Faults	Shots	Total Attempts	Note
1	9	Spiridonov Alexey	10	1	2	13	76.92
2	7	Pavlov Nikolay	12	3	10	25	48.00
-	14	Volvich Artem	6	-	6	12	
-	8	Biriukov Denis	4	1	6	11	
-	13	Muserskiy Dmitriy	8	1	1	10	
-	15	Ilinykh Dmitriy	1	1	6	8	
-	5	Grankin Sergey	1	-	1	2	
-	2	Makarov Sergey	-	-	-	-	
-	3	Apalikov Nikolay	-	-	-	-	
-	10	Savin Sergey	-	-	-	-	
-	20	Ermakov Artem	-	-	-	-	
-	21	Golubev Valentin	-	-	-	-	
Others			-	-	-	-	
Total Team			42	7	32	81	51.85



Block

Avg. by set


Rk	No	Name	Kill Blocks	Faults	Rebounds	Total Attempts	Note
1	14	Volvich Artem	4	4	4	12	1.33
2	8	Biriukov Denis	1	1	1	3	0.33
-	2	Makarov Sergey	-	-	-	-	
-	3	Apalikov Nikolay	-	-	-	-	
-	10	Savin Sergey	-	-	-	-	
-	15	Ilinykh Dmitriy	-	-	1	1	
-	20	Ermakov Artem	-	-	-	-	
-	21	Golubev Valentin	-	-	-	-	
-	7	Pavlov Nikolay	-	2	4	6	
-	9	Spiridonov Alexey	-	1	2	3	
-	13	Muserskiy Dmitriy	-	3	3	6	
-	5	Grankin Sergey	-	2	1	3	
Others			-	-	-	-	
Total Team			5	13	16	34	1.67

Match: 99 **Date:** 20.09.2014 **Spectators:** 2'600
City: LODZ
Hall: ATLAS ARENA
Match duration: **Start:** 13:40 **End:** 15:09 **Total:** 1:29

Teams	Sets	1	2	3	4	5	Total
IRI	0	19	21	18			58
RUS	3	25	25	25			75
Set duration		0:23	0:28	0:25			1:16



RUS • Russia




Serve

Avg. by set

Rk	No	Name	Aces	Faults	Serve Hits	Total Attempts	Note
1	13	Muserskiy Dmitriy	2	3	9	14	0.67
1	7	Pavlov Nikolay	2	4	10	16	0.67
3	14	Volvich Artem	1	-	11	12	0.33
3	8	Biriukov Denis	1	1	9	11	0.33
-	2	Makarov Sergey	-	-	-	-	
-	3	Apalikov Nikolay	-	-	-	-	
-	10	Savin Sergey	-	-	-	-	
-	20	Ermakov Artem	-	-	-	-	
-	21	Golubev Valentin	-	-	-	-	
-	5	Grankin Sergey	-	2	7	9	
-	9	Spiridonov Alexey	-	2	7	9	
-	15	Ilinykh Dmitriy	-	1	2	3	
Others			-	-	-	-	
Total Team			6	13	55	74	2.00

Team

Opponent errors & Team faults	22	-	22
-------------------------------	----	---	----



Dig

Avg. by set


Rk	No	Name	Digs	Faults	Receptions	Total Attempts	Note
1	20	Ermakov Artem	8	2	3	13	2.67
2	9	Spiridonov Alexey	6	-	2	8	2.00
3	21	Golubev Valentin	5	-	2	7	1.67
4	5	Grankin Sergey	2	-	1	3	0.67
4	13	Muserskiy Dmitriy	2	1	1	4	0.67
4	7	Pavlov Nikolay	2	2	2	6	0.67
7	15	Ilinykh Dmitriy	1	-	-	1	0.33
7	8	Biriukov Denis	1	1	3	5	0.33
-	2	Makarov Sergey	-	-	-	-	
-	3	Apalikov Nikolay	-	-	-	-	
-	10	Savin Sergey	-	-	-	-	
-	14	Volvich Artem	-	1	-	1	
Others			-	17	-	17	
Total Team			27	24	14	65	9.00

Match: 99 **Date:** 20.09.2014 **Spectators:** 2'600
City: LODZ
Hall: ATLAS ARENA
Match duration: **Start:** 13:40 **End:** 15:09 **Total:** 1:29

Teams	Sets	1	2	3	4	5	Total
IRI	0	19	21	18			58
RUS	3	25	25	25			75
Set duration		0:23	0:28	0:25			1:16




RUS • Russia



Set

Avg. by set

Rk	No	Name	Running Sets	Faults	Still Sets	Total Attempts	Note
1	5	Grankin Sergey	17	-	43	60	5.67
-	2	Makarov Sergey	-	-	-	-	
-	3	Apalikov Nikolay	-	-	-	-	
-	7	Pavlov Nikolay	-	-	-	-	
-	8	Biriukov Denis	-	-	1	1	
-	9	Spiridonov Alexey	-	-	-	-	
-	10	Savin Sergey	-	-	-	-	
-	13	Muserskiy Dmitriy	-	-	3	3	
-	14	Volvich Artem	-	-	1	1	
-	20	Ermakov Artem	-	-	4	4	
-	21	Golubev Valentin	-	-	2	2	
-	15	Ilinykh Dmitriy	-	1	-	1	
Others			-	-	-	-	
Total Team			17	1	54	72	5.67



Reception

Eff. %
Limit: 25.00%


Rk	No	Name	Excellents	Faults	Serve Receptions	Total Attempts	Note
1	9	Spiridonov Alexey	9	-	13	22	40.91
-	15	Ilinykh Dmitriy	-	-	9	9	
-	8	Biriukov Denis	2	-	6	8	
-	20	Ermakov Artem	1	-	6	7	
-	21	Golubev Valentin	-	-	3	3	
-	5	Grankin Sergey	-	-	2	2	
-	2	Makarov Sergey	-	-	-	-	
-	3	Apalikov Nikolay	-	-	-	-	
-	7	Pavlov Nikolay	-	-	-	-	
-	10	Savin Sergey	-	-	-	-	
-	13	Muserskiy Dmitriy	-	-	-	-	
-	14	Volvich Artem	-	-	-	-	
Others			-	-	-	-	
Total Team			12	-	39	51	23.53

Match: 100 **Date:** 20.09.2014 **Spectators:** 9'121
City: KATOWICE
Hall: SPODEK
Match duration: Start: 16:40 End: 19:04 Total: 2:24

Teams	Sets	1	2	3	4	5	Total
FRA	2	18	25	23	25	12	103
BRA	3	25	23	25	22	15	110
Set duration		0:25	0:28	0:27	0:28	0:17	2:05




FRA • France



Spike

Succ. %
Limit: 15.00%

Rk	No	Name	Spikes	Faults	Shots	Total Attempts	Note
1	9	Ngapeth Earvin	18	3	16	37	48.65
2	7	Tillie Kevin	13	2	14	29	44.83
3	21	Sidibe Mory	11	3	11	25	44.00
-	4	Rouzier Antonin	4	6	3	13	
-	10	Le Roux Kevin	5	2	3	10	
-	14	Le Goff Nicolas	4	1	2	7	
-	16	Marechal Nicolas	2	2	2	6	
-	6	Toniutti Benjamin	2	-	-	2	
-	18	Jaumel Yoann	-	-	1	1	
-	2	Grebennikov Jenia	-	-	-	-	
-	15	Tuia Samuele	-	-	-	-	
-	17	Lafitte Franck	-	-	-	-	
Others			-	-	-	-	
Total Team			59	19	52	130	45.38



Block

Avg. by set

Rk	No	Name	Kill Blocks	Faults	Rebounds	Total Attempts	Note
1	10	Le Roux Kevin	4	13	3	20	0.80
2	14	Le Goff Nicolas	3	10	7	20	0.60
3	9	Ngapeth Earvin	1	8	5	14	0.20
3	4	Rouzier Antonin	1	3	-	4	0.20
-	2	Grebennikov Jenia	-	-	-	-	
-	15	Tuia Samuele	-	-	-	-	
-	17	Lafitte Franck	-	-	-	-	
-	18	Jaumel Yoann	-	-	-	-	
-	6	Toniutti Benjamin	-	1	5	6	
-	16	Marechal Nicolas	-	2	2	4	
-	7	Tillie Kevin	-	5	2	7	
-	21	Sidibe Mory	-	8	1	9	
Others			-	-	-	-	
Total Team			9	50	25	84	1.80


Match: 100 **Date:** 20.09.2014 **Spectators:** 9'121
City: KATOWICE
Hall: SPODEK
Match duration: **Start:** 16:40 **End:** 19:04 **Total:** 2:24

Teams	Sets	1	2	3	4	5	Total
FRA	2	18	25	23	25	12	103
BRA	3	25	23	25	22	15	110
Set duration		0:25	0:28	0:27	0:28	0:17	2:05




FRA • France

Rk	No	Name	Aces	Faults	Serve Hits	Total Attempts	Note
1	9	Ngapeth Earvin	2	8	12	22	0.40
2	14	Le Goff Nicolas	1	-	15	16	0.20
2	10	Le Roux Kevin	1	6	14	21	0.20
-	2	Grebennikov Jenia	-	-	-	-	
-	15	Tuia Samuele	-	-	-	-	
-	17	Lafitte Franck	-	-	-	-	
-	18	Jaumel Yoann	-	-	1	1	
-	21	Sidibe Mory	-	-	12	12	
-	6	Toniutti Benjamin	-	1	15	16	
-	7	Tillie Kevin	-	1	8	9	
-	16	Marechal Nicolas	-	1	3	4	
-	4	Rouzier Antonin	-	1	2	3	
Others			-	-	-	-	
Total Team			4	18	82	104	0.80



Team	Opponent errors & Team faults	Aces	Faults	Total Attempts
		31	-	31

Rk	No	Name	Digs	Faults	Receptions	Total Attempts	Note
1	2	Grebennikov Jenia	14	6	7	27	2.80
2	7	Tillie Kevin	6	1	5	12	1.20
2	21	Sidibe Mory	6	3	1	10	1.20
4	6	Toniutti Benjamin	5	1	13	19	1.00
4	10	Le Roux Kevin	5	1	1	7	1.00
4	9	Ngapeth Earvin	5	3	9	17	1.00
7	14	Le Goff Nicolas	3	1	2	6	0.60
8	16	Marechal Nicolas	1	-	-	1	0.20
8	4	Rouzier Antonin	1	1	-	2	0.20
8	18	Jaumel Yoann	1	2	-	3	0.20
-	15	Tuia Samuele	-	-	-	-	
-	17	Lafitte Franck	-	-	-	-	
Others			-	-	-	-	
Total Team			47	19	38	104	9.40




Match: 100 **Date:** 20.09.2014 **Spectators:** 9'121
City: KATOWICE
Hall: SPODEK
Match duration: **Start:** 16:40 **End:** 19:04 **Total:** 2:24

Teams	Sets	1	2	3	4	5	Total
FRA	2	18	25	23	25	12	103
BRA	3	25	23	25	22	15	110
Set duration		0:25	0:28	0:27	0:28	0:17	2:05




FRA • France



Set

Avg. by set

Rk	No	Name	Running Sets	Faults	Still Sets	Total Attempts	Note
1	6	Toniutti Benjamin	46	-	48	94	9.20
-	4	Rouzier Antonin	-	-	-	-	
-	7	Tillie Kevin	-	-	-	-	
-	9	Ngapeth Earvin	-	-	-	-	
-	10	Le Roux Kevin	-	-	-	-	
-	14	Le Goff Nicolas	-	-	-	-	
-	15	Tuia Samuele	-	-	-	-	
-	16	Marechal Nicolas	-	-	-	-	
-	17	Lafitte Franck	-	-	-	-	
-	18	Jaumel Yoann	-	-	4	4	
-	21	Sidibe Mory	-	-	-	-	
-	2	Grebennikov Jenia	-	1	-	1	
Others			-	-	-	-	
Total Team			46	1	52	99	9.20



Reception

Eff. %
Limit: 25.00%


Rk	No	Name	Excellents	Faults	Serve Receptions	Total Attempts	Note
1	9	Ngapeth Earvin	28	1	23	52	51.92
-	2	Grebennikov Jenia	8	-	11	19	
-	7	Tillie Kevin	9	2	5	16	
-	16	Marechal Nicolas	1	-	2	3	
-	6	Toniutti Benjamin	1	-	-	1	
-	4	Rouzier Antonin	-	-	-	-	
-	10	Le Roux Kevin	-	-	-	-	
-	14	Le Goff Nicolas	-	-	-	-	
-	15	Tuia Samuele	-	-	-	-	
-	17	Lafitte Franck	-	-	-	-	
-	18	Jaumel Yoann	-	-	-	-	
-	21	Sidibe Mory	-	-	-	-	
Others			-	-	-	-	
Total Team			47	3	41	91	48.35

Match: 100 **Date:** 20.09.2014 **Spectators:** 9'121
City: KATOWICE
Hall: SPODEK
Match duration: Start: 16:40 End: 19:04 Total: 2:24

Teams	Sets	1	2	3	4	5	Total
FRA	2	18	25	23	25	12	103
BRA	3	25	23	25	22	15	110
Set duration		0:25	0:28	0:27	0:28	0:17	2:05




BRA • Brazil



Spike

Succ. %
Limit: 15.00%

Rk	No	Name	Spikes	Faults	Shots	Total Attempts	Note
1	16	Saatkamp Lucas	14	1	7	22	63.64
2	4	De Souza Wallace	16	2	10	28	57.14
3	10	Lucarelli Santos De Souza Ricardo	18	10	6	34	52.94
-	5	Dos Santos Jr. Sidnei	8	1	5	14	
-	6	Vissotto Neves Leandro	6	1	4	11	
-	8	Endres Murilo	2	1	6	9	
-	1	Rezende Bruno Mossa	1	-	1	2	
-	3	Carbonera Eder	-	-	-	-	
-	11	Silva Felipe Lourenço	-	-	-	-	
-	12	Fonteles Luiz Felipe Marques	-	-	-	-	
-	19	Da Silva Pedreira Junior Mario	-	-	-	-	
-	20	Vieira De Oliveira Raphael	-	-	-	-	
Others			-	-	-	-	
Total Team			65	16	39	120	54.17



Block

Avg. by set

Rk	No	Name	Kill Blocks	Faults	Rebounds	Total Attempts	Note
1	5	Dos Santos Jr. Sidnei	4	9	10	23	0.80
1	10	Lucarelli Santos De Souza Ricardo	4	7	5	16	0.80
3	6	Vissotto Neves Leandro	2	4	1	7	0.40
3	16	Saatkamp Lucas	2	11	5	18	0.40
5	8	Endres Murilo	1	10	4	15	0.20
5	4	De Souza Wallace	1	10	3	14	0.20
-	3	Carbonera Eder	-	-	-	-	
-	11	Silva Felipe Lourenço	-	-	-	-	
-	12	Fonteles Luiz Felipe Marques	-	-	-	-	
-	19	Da Silva Pedreira Junior Mario	-	-	-	-	
-	20	Vieira De Oliveira Raphael	-	-	-	-	
-	1	Rezende Bruno Mossa	-	5	6	11	
Others			-	-	-	-	
Total Team			14	56	34	104	2.80


Match: 100 **Date:** 20.09.2014 **Spectators:** 9'121
City: KATOWICE
Hall: SPODEK
Match duration: Start: 16:40 End: 19:04 Total: 2:24

Teams	Sets	1	2	3	4	5	Total
FRA	2	18	25	23	25	12	103
BRA	3	25	23	25	22	15	110
Set duration		0:25	0:28	0:27	0:28	0:17	2:05



BRA • Brazil

Rk	No	Name	Aces	Faults	Serve Hits	Total Attempts	Note
1	12	Fonteles Luiz Felipe Marques	2	-	6	8	0.40
2	5	Dos Santos Jr. Sidnei	1	5	11	17	0.20
-	3	Carbonera Eder	-	-	-	-	
-	6	Vissotto Neves Leandro	-	-	-	-	
-	8	Endres Murilo	-	-	6	6	
-	11	Silva Felipe Lourenço	-	-	-	-	
-	19	Da Silva Pedreira Junior Mario	-	-	-	-	
-	20	Vieira De Oliveira Raphael	-	-	11	11	
-	1	Rezende Bruno Mossa	-	1	12	13	
-	10	Lucarelli Santos De Souza Ricardo	-	3	15	18	
-	16	Saatkamp Lucas	-	4	16	20	
-	4	De Souza Wallace	-	5	11	16	
Others			-	-	-	-	
Total Team			3	18	88	109	0.60




Serve

Avg. by set

Team	Opponent errors & Team faults	Aces	Faults	Total Attempts
	28	-	28	

Rk	No	Name	Digs	Faults	Receptions	Total Attempts	Note
1	1	Rezende Bruno Mossa	7	1	5	13	1.40
2	8	Endres Murilo	6	2	6	14	1.20
3	4	De Souza Wallace	5	2	5	12	1.00
4	10	Lucarelli Santos De Souza Ricardo	3	1	10	14	0.60
4	11	Silva Felipe Lourenço	3	1	6	10	0.60
6	19	Da Silva Pedreira Junior Mario	2	-	4	6	0.40
6	20	Vieira De Oliveira Raphael	2	1	1	4	0.40
8	5	Dos Santos Jr. Sidnei	1	-	4	5	0.20
8	16	Saatkamp Lucas	1	-	3	4	0.20
-	3	Carbonera Eder	-	-	-	-	
-	12	Fonteles Luiz Felipe Marques	-	-	-	-	
-	6	Vissotto Neves Leandro	-	1	1	2	
Others			-	-	-	-	
Total Team			30	9	45	84	6.00



Dig


Avg. by set

Match: 100 **Date:** 20.09.2014 **Spectators:** 9'121
City: KATOWICE
Hall: SPODEK
Match duration: **Start:** 16:40 **End:** 19:04 **Total:** 2:24

Teams	Sets	1	2	3	4	5	Total
FRA	2	18	25	23	25	12	103
BRA	3	25	23	25	22	15	110
Set duration		0:25	0:28	0:27	0:28	0:17	2:05




BRA • Brazil



Set

Avg. by set

Rk	No	Name	Running Sets	Faults	Still Sets	Total Attempts	Note
1	1	Rezende Bruno Mossa	39	-	47	86	7.80
2	20	Vieira De Oliveira Raphael	10	-	4	14	2.00
-	3	Carbonera Eder	-	-	-	-	
-	4	De Souza Wallace	-	-	-	-	
-	5	Dos Santos Jr. Sidnei	-	-	-	-	
-	6	Vissotto Neves Leandro	-	-	-	-	
-	8	Endres Murilo	-	-	-	-	
-	10	Lucarelli Santos De Souza Ricardo	-	-	-	-	
-	11	Silva Felipe Lourenço	-	-	-	-	
-	12	Fonteles Luiz Felipe Marques	-	-	-	-	
-	16	Saatkamp Lucas	-	-	-	-	
-	19	Da Silva Pedreira Junior Mario	-	-	-	-	
Others			-	-	-	-	
Total Team			49	-	51	100	9.80



Reception

Eff. %
Limit: 25.00%

Rk	No	Name	Excellents	Faults	Serve Receptions	Total Attempts	Note
1	19	Da Silva Pedreira Junior Mario	30	1	19	50	58.00
2	8	Endres Murilo	9	2	13	24	29.17
-	10	Lucarelli Santos De Souza Ricardo	4	1	6	11	
-	4	De Souza Wallace	1	-	-	1	
-	1	Rezende Bruno Mossa	-	-	-	-	
-	3	Carbonera Eder	-	-	-	-	
-	5	Dos Santos Jr. Sidnei	-	-	-	-	
-	6	Vissotto Neves Leandro	-	-	-	-	
-	11	Silva Felipe Lourenço	-	-	-	-	
-	12	Fonteles Luiz Felipe Marques	-	-	-	-	
-	16	Saatkamp Lucas	-	-	-	-	
-	20	Vieira De Oliveira Raphael	-	-	-	-	
Others			-	-	-	-	
Total Team			44	4	38	86	46.51

Match: 101 **Date:** 20.09.2014 **Spectators:** 12'000
City: KATOWICE
Hall: SPODEK
Match duration: Start: 20:25 End: 22:45 Total: 2:20

Teams	Sets	1	2	3	4	5	Total
GER	1	24	26	25	21		96
POL	3	26	28	23	25		102
Set duration		0:31	0:33	0:30	0:30		2:04



GER • Germany



Spike

Succ. %
Limit: 15.00%

Rk	No	Name	Spikes	Faults	Shots	Total Attempts	Note
1	6	Kaliberda Denys	15	5	8	28	53.57
2	1	Fromm Christian	10	4	9	23	43.48
3	9	Grozer György	12	5	15	32	37.50
-	7	Westphal Dirk	3	3	6	12	
-	10	Schöps Jochen	1	2	7	10	
-	8	Böhme Marcus	6	2	1	9	
-	16	Günthör Max	3	1	4	8	
-	11	Kampa Lukas	1	-	-	1	
-	2	Steuerwald Markus	-	-	-	-	
-	3	Schwarz Sebastian	-	-	-	-	
-	5	Kühner Sebastian	-	-	-	-	
-	15	Broshog Tim	-	-	-	-	
Others			-	-	-	-	
Total Team			51	22	50	123	41.46



Block

Avg. by set

Rk	No	Name	Kill Blocks	Faults	Rebounds	Total Attempts	Note
1	6	Kaliberda Denys	2	3	-	5	0.50
2	1	Fromm Christian	1	2	3	6	0.25
2	10	Schöps Jochen	1	2	2	5	0.25
2	7	Westphal Dirk	1	2	1	4	0.25
2	8	Böhme Marcus	1	11	6	18	0.25
2	16	Günthör Max	1	12	6	19	0.25
2	9	Grozer György	1	4	-	5	0.25
-	2	Steuerwald Markus	-	-	-	-	
-	3	Schwarz Sebastian	-	-	-	-	
-	5	Kühner Sebastian	-	-	-	-	
-	15	Broshog Tim	-	-	1	1	
-	11	Kampa Lukas	-	8	4	12	
Others			-	-	-	-	
Total Team			8	44	23	75	2.00

Match: 101 Date: 20.09.2014 Spectators: 12'000
 City: KATOWICE
 Hall: SPODEK
 Match duration: Start: 20:25 End: 22:45 Total: 2:20

Teams	Sets	1	2	3	4	5	Total
GER	1	24	26	25	21		96
POL	3	26	28	23	25		102
Set duration		0:31	0:33	0:30	0:30		2:04



GER • Germany

Rk	No	Name	Aces	Faults	Serve Hits	Total Attempts	Note
1	16	Günthör Max	2	2	16	20	0.50
2	1	Fromm Christian	1	1	9	11	0.25
2	10	Schöps Jochen	1	1	5	7	0.25
2	6	Kaliberda Denys	1	2	10	13	0.25
2	11	Kampa Lukas	1	3	13	17	0.25
2	8	Böhme Marcus	1	2	8	11	0.25
2	9	Grozer György	1	5	6	12	0.25
-	2	Steuerwald Markus	-	-	-	-	
-	3	Schwarz Sebastian	-	-	-	-	
-	7	Westphal Dirk	-	-	4	4	
-	15	Broshog Tim	-	-	-	-	
-	5	Kühner Sebastian	-	1	1	2	
Others			-	-	-	-	
Total Team			8	17	72	97	2.00

Team	Opponent errors & Team faults	Aces	Faults	Total Attempts
		29	-	29

Rk	No	Name	Digs	Faults	Receptions	Total Attempts	Note
1	2	Steuerwald Markus	11	1	14	26	2.75
2	11	Kampa Lukas	10	-	10	20	2.50
3	6	Kaliberda Denys	8	2	9	19	2.00
4	10	Schöps Jochen	4	1	1	6	1.00
5	1	Fromm Christian	3	1	7	11	0.75
5	9	Grozer György	3	3	1	7	0.75
7	8	Böhme Marcus	1	1	4	6	0.25
7	7	Westphal Dirk	1	1	1	3	0.25
7	16	Günthör Max	1	1	-	2	0.25
-	3	Schwarz Sebastian	-	-	-	-	
-	5	Kühner Sebastian	-	-	-	-	
-	15	Broshog Tim	-	-	-	-	
Others			-	-	-	-	
Total Team			42	11	47	100	10.50

Match: 101 Date: 20.09.2014 Spectators: 12'000
 City: KATOWICE
 Hall: SPODEK
 Match duration: Start: 20:25 End: 22:45 Total: 2:20

Teams	Sets	1	2	3	4	5	Total
GER	1	24	26	25	21		96
POL	3	26	28	23	25		102
Set duration		0:31	0:33	0:30	0:30		2:04




GER • Germany



Set

Avg. by set

Rk	No	Name	Running Sets	Faults	Still Sets	Total Attempts	Note
1	11	Kampa Lukas	34	1	59	94	8.50
-	1	Fromm Christian	-	-	-	-	
-	2	Steuerwald Markus	-	-	-	-	
-	3	Schwarz Sebastian	-	-	-	-	
-	5	Kühner Sebastian	-	-	-	-	
-	6	Kaliberda Denys	-	-	-	-	
-	7	Westphal Dirk	-	-	-	-	
-	8	Böhme Marcus	-	-	-	-	
-	9	Grozer György	-	-	-	-	
-	10	Schöps Jochen	-	-	-	-	
-	15	Broshog Tim	-	-	-	-	
-	16	Günthör Max	-	-	-	-	
Others			-	-	-	-	
Total Team			34	1	59	94	8.50



Reception

Eff. %
Limit: 25.00%

Rk	No	Name	Excellents	Faults	Serve Receptions	Total Attempts	Note
1	2	Steuerwald Markus	11	1	25	37	27.03
2	6	Kaliberda Denys	6	4	14	24	8.33
-	7	Westphal Dirk	4	1	8	13	
-	1	Fromm Christian	2	1	8	11	
-	8	Böhme Marcus	1	-	-	1	
-	3	Schwarz Sebastian	-	-	-	-	
-	5	Kühner Sebastian	-	-	-	-	
-	9	Grozer György	-	-	-	-	
-	10	Schöps Jochen	-	-	-	-	
-	11	Kampa Lukas	-	-	-	-	
-	15	Broshog Tim	-	-	-	-	
-	16	Günthör Max	-	-	-	-	
Others			-	-	-	-	
Total Team			24	7	55	86	19.77

Match: 101 Date: 20.09.2014 Spectators: 12'000
 City: KATOWICE
 Hall: SPODEK
 Match duration: Start: 20:25 End: 22:45 Total: 2:20

Teams	Sets	1	2	3	4	5	Total
GER	1	24	26	25	21		96
POL	3	26	28	23	25		102
Set duration		0:31	0:33	0:30	0:30		2:04



POL • Poland



Spike

Succ. %
Limit: 15.00%

Rk	No	Name	Spikes	Faults	Shots	Total Attempts	Note
1	20	Mika Mateusz	16	4	10	30	53.33
2	10	Wlazly Mariusz	18	8	10	36	50.00
-	7	Klos Karol	8	2	5	15	
-	2	Winiarski Michal	3	3	6	12	
-	1	Nowakowski Piotr	6	-	1	7	
-	13	Kubiak Michal	3	1	3	7	
-	3	Konarski Dawid	-	1	1	2	
-	5	Zagumny Pawel	-	-	-	-	
-	11	Drzyzga Fabian	-	-	-	-	
-	17	Zatorski Pawel	-	-	-	-	
-	18	Mozdzonek Marcin	-	-	-	-	
-	21	Buszek Rafal	-	-	-	-	
Others			-	-	-	-	
Total Team			54	19	36	109	49.54



Block

Avg. by set


Rk	No	Name	Kill Blocks	Faults	Rebounds	Total Attempts	Note
1	7	Klos Karol	6	13	8	27	1.50
2	1	Nowakowski Piotr	3	11	8	22	0.75
3	2	Winiarski Michal	1	4	3	8	0.25
3	10	Wlazly Mariusz	1	4	3	8	0.25
3	20	Mika Mateusz	1	3	1	5	0.25
-	5	Zagumny Pawel	-	-	-	-	
-	17	Zatorski Pawel	-	-	-	-	
-	18	Mozdzonek Marcin	-	-	-	-	
-	21	Buszek Rafal	-	-	-	-	
-	3	Konarski Dawid	-	2	1	3	
-	13	Kubiak Michal	-	2	1	3	
-	11	Drzyzga Fabian	-	5	1	6	
Others			-	-	-	-	
Total Team			12	44	26	82	3.00

Match: 101 **Date:** 20.09.2014 **Spectators:** 12'000
City: KATOWICE
Hall: SPODEK
Match duration: Start: 20:25 End: 22:45 Total: 2:20

Teams	Sets	1	2	3	4	5	Total
GER	1	24	26	25	21		96
POL	3	26	28	23	25		102
Set duration		0:31	0:33	0:30	0:30		2:04




POL • Poland



Rk	No	Name	Aces	Faults	Serve Hits	Total Attempts	Note
1	10	Wlazly Mariusz	3	2	17	22	0.75
2	2	Winiarski Michal	2	3	9	14	0.50
3	1	Nowakowski Piotr	1	1	18	20	0.25
-	3	Konarski Dawid	-	-	1	1	
-	5	Zagumny Pawel	-	-	-	-	
-	17	Zatorski Pawel	-	-	-	-	
-	18	Mozdzonek Marcin	-	-	-	-	
-	21	Buszek Rafal	-	-	-	-	
-	11	Drzyzga Fabian	-	2	13	15	
-	7	Klos Karol	-	2	8	10	
-	20	Mika Mateusz	-	3	12	15	
-	13	Kubiak Michal	-	2	2	4	
Others			-	-	-	-	
Total Team			6	15	80	101	1.50



Opponent errors & Team faults	30	1	31
-------------------------------	----	---	----




Rk	No	Name	Digs	Faults	Receptions	Total Attempts	Note
1	11	Drzyzga Fabian	12	-	5	17	3.00
2	17	Zatorski Pawel	10	2	11	23	2.50
3	7	Klos Karol	8	-	2	10	2.00
4	13	Kubiak Michal	6	3	5	14	1.50
5	2	Winiarski Michal	4	-	1	5	1.00
5	10	Wlazly Mariusz	4	-	2	6	1.00
7	20	Mika Mateusz	3	2	1	6	0.75
8	1	Nowakowski Piotr	2	1	1	4	0.50
9	5	Zagumny Pawel	1	-	-	1	0.25
-	3	Konarski Dawid	-	-	1	1	
-	18	Mozdzonek Marcin	-	-	-	-	
-	21	Buszek Rafal	-	-	-	-	
Others			-	-	-	-	
Total Team			50	8	29	87	12.50

Match: 101 Date: 20.09.2014 Spectators: 12'000
 City: KATOWICE
 Hall: SPODEK
 Match duration: Start: 20:25 End: 22:45 Total: 2:20

Teams	Sets	1	2	3	4	5	Total
GER	1	24	26	25	21		96
POL	3	26	28	23	25		102
Set duration		0:31	0:33	0:30	0:30		2:04



POL • Poland



Set

Avg. by set

Rk	No	Name	Running Sets	Faults	Still Sets	Total Attempts	Note
1	11	Drzyzga Fabian	45	-	39	84	11.25
-	1	Nowakowski Piotr	-	-	-	-	
-	2	Winiarski Michal	-	-	-	-	
-	3	Konarski Dawid	-	-	-	-	
-	5	Zagumny Pawel	-	-	2	2	
-	7	Klos Karol	-	-	-	-	
-	10	Wlazly Mariusz	-	-	-	-	
-	13	Kubiak Michal	-	-	-	-	
-	17	Zatorski Pawel	-	-	-	-	
-	18	Mozdzonek Marcin	-	-	-	-	
-	20	Mika Mateusz	-	-	-	-	
-	21	Buszek Rafal	-	-	-	-	
Others			-	-	-	-	
Total Team			45	-	41	86	11.25



Reception

Eff. %
Limit: 25.00%

Rk	No	Name	Excellents	Faults	Serve Receptions	Total Attempts	Note
1	17	Zatorski Pawel	8	2	10	20	30.00
2	2	Winiarski Michal	10	4	9	23	26.09
-	20	Mika Mateusz	4	3	11	18	
-	13	Kubiak Michal	7	-	10	17	
-	5	Zagumny Pawel	-	-	1	1	
-	11	Drzyzga Fabian	-	-	1	1	
-	1	Nowakowski Piotr	-	-	-	-	
-	3	Konarski Dawid	-	-	-	-	
-	7	Klos Karol	-	-	-	-	
-	10	Wlazly Mariusz	-	-	-	-	
-	18	Mozdzonek Marcin	-	-	-	-	
-	21	Buszek Rafal	-	-	-	-	
Others			-	-	-	-	
Total Team			29	9	42	80	25.00



FIVBTM

FÉDÉRATION INTERNATIONALE
DE VOLLEYBALL