



Match No.: 3

Start List

출전선수 목록

THA vs JPN

P1

First Referee: WANG Ziling (CHN)

Second Referee: KABULBEKOVA Irina (KAZ)

THA - Thailand Uniform colour:

No.	C/L	Name	Shirt Name	Height m / ft in	Weight kg / lbs	Highest Reach		Date of Birth	Tournament Totals					
						Spike cm	Block cm		Spike	Block	Serve	Total	%	
2	L	PANNOY Piyanut	P.PIYANUT	1.71/5'7"	68/150	280	275	10 NOV 1989						
3		PHANUSIT Em Orn	P.EM-ORN	1.79/5'10"	63/139	297	281	25 MAR 1988						
4		NUEKJANG Thatdao	N.THATDAO	1.83/6'0"	66/146	305	287	3 FEB 1994						
5		THINKAOW Pleumjit	T.PLEUMJIT	1.80/5'11"	63/139	298	293	9 NOV 1983						
6		SITTIRAK Onuma	S.ONUMA	1.75/5'9"	72/159	303	285	13 JUN 1986						
9		PINSUWAN Khatthalee	P.KHATTHALEE	1.71/5'7"	72/159	291	271	30 OCT 1994						
10	C	APINYAPONG Wilavan	A.WILAVAN	1.74/5'9"	68/150	294	282	6 JUN 1984						
12		CHAI SRI Tapaphaipun	C.TAPAPHAIPUN	1.68/5'6"	60/132	295	276	29 NOV 1989						
13		TOMKOM Nootsara	T.NOOTSARA	1.69/5'7"	57/126	289	278	7 JUL 1985						
15		KANTHONG Malika	K.MALIKA	1.77/5'10"	63/139	310	290	8 JAN 1987						
17		KAMULTHALA Kaewkalaya	K.KAEWKALAYA	1.79/5'10"	63/139	298	281	7 AUG 1994						
19		PANKAEW Parinya	P.PARINYA	1.70/5'7"	60/132	281	270	27 DEC 1995						
Coach		SRISAMUTNAK Nataphon (THA)				Assistant Coach		JAMJANG Nipon (THA)						

JPN - Japan Uniform colour:

No.	C/L	Name	Shirt Name	Height m / ft in	Weight kg / lbs	Highest Reach		Date of Birth	Tournament Totals					
						Spike cm	Block cm		Spike	Block	Serve	Total	%	
1	C	SUZUKI Yuko	suzuki	1.71/5'7"	60/132	292	286	12 AUG 1989						
2		TASHIRO Kanami	tashiro	1.73/5'8"	67/148	280	273	25 MAR 1991						
3		NOMOTO Rika	nomoto	1.80/5'11"	70/154	310	290	21 SEP 1991						
4		SHIMAMURA Haruyo	shimamura	1.82/6'0"	79/174	299	285	4 MAR 1992						
5		HORIKAWA Mari	horikawa	1.83/6'0"	68/150	302	288	3 MAY 1992						
6	L	TORIGOE Miku	torigoe	1.63/5'4"	56/123	280	265	16 OCT 1992						
7		TAKAHASHI Saori	takahashi	1.77/5'10"	68/150	296	285	9 DEC 1992						
8		OTAKE Riho	ohtake	1.83/6'0"	68/150	306	296	23 DEC 1993						
9		MURANAGA Nao	muranaga	1.77/5'10"	67/148	305	280	26 DEC 1993						
10		ITOH Nozomi	itoh	1.78/5'10"	73/161	307	280	16 FEB 1995						
11		INOUE Arisa	INOUE	1.80/5'11"	67/148	297	287	8 MAY 1995						
12		SAKAMOTO Nanaka	sakamoto	1.75/5'9"	63/139	297	268	6 SEP 1996						
Coach		ABO Kiyoshi (JPN)				Assistant Coach		SAEGUSA Daichi (JPN)						

LEGEND	
%	Percent of total team scoring
C	Team Captain
L	Libero Player

Timing and Results provided by Tissot



Match No.: 4

Start List

출전선수 목록

KAZ vs CHN

P1

First Referee: INDO Tomokazu (JPN)

Second Referee: LEE Heung Fai (HKG)

KAZ - Kazakhstan Uniform colour:

No.	C/L	Name	Shirt Name	Height m / ft in	Weight kg / lbs	Highest Reach		Date of Birth	Tournament Totals					
						Spike cm	Block cm		Spike	Block	Serve	Total	%	
1	C	GORDEYEVA Yelena	Gordeyeva	1.78/5'10"	72/159	280	275	23 NOV 1988						
4		CHUMAK Irina	Chumak	1.85/6'1"	67/148	280	266	26 JAN 1994						
5	L	RYLOVA Valeriya	Rylova	1.78/5'10"	60/132	275	265	22 NOV 1987						
6		AKILOVA Natalya	Akilova	1.83/6'0"	62/137	295	275	31 MAY 1993						
7		RAZORENKOVA Yekaterina	Razorenkova	1.85/6'1"	69/152	283	280	3 JUN 1993						
8		SHENBERGER Irina	Shenberger	1.80/5'11"	73/161	280	270	20 FEB 1992						
10		DANILOVA Regina	Danilova	1.78/5'10"	60/132	275	265	28 JAN 1991						
11		ROSTOVCHSHIKOVA Anastasiya	Rostovchshikova	1.80/5'11"	64/141	280	260	17 APR 1994						
12		AIZHARIKHOVA Ainagul	Aizharikhova	1.87/6'2"	64/141	286	280	4 SEP 1994						
15		BATKULDINA Aliya	Batkuldina	1.80/5'11"	69/152	273	264	18 NOV 1995						
17		MARATOVA Ardak	Maratova	1.82/6'0"	76/168	275	265	3 JUN 1994						
18		KOLOMOYETS Anastasiya	Kolomoyets	1.82/6'0"	76/168	275	265	18 APR 1991						
Coach		PEREVERTOVA Lyudmila (KAZ)												

CHN - China Uniform colour:

No.	C/L	Name	Shirt Name	Height m / ft in	Weight kg / lbs	Highest Reach		Date of Birth	Tournament Totals					
						Spike cm	Block cm		Spike	Block	Serve	Total	%	
1		QIAO Ting	QIAO T.	1.89/6'2"	66/146	315	315	2 MAR 1992						
2		YAO di	YAO D.	1.82/6'0"	65/143	306	298	15 AUG 1992						
3		YIN Na	YIN N.	1.82/6'0"	65/143	313	300	3 FEB 1988						
4	L	WANG Qian	Q. WANG	1.74/5'9"	60/132	290	285	14 MAR 1989						
5	C	DING Xia	DING X.	1.80/5'11"	61/134	305	300	13 JAN 1990						
6		YAN Ni	YAN N.	1.92/6'4"	74/163	317	306	2 MAR 1987						
8		ZHANG Changning	ZHANG C.N.	1.93/6'4"	80/176	315	303	6 NOV 1995						
9		LI Jing	LI J.	1.86/6'1"	73/161	310	295	9 AUG 1991						
10		ZHANG Xiaoya	ZHANG X.Y.	1.89/6'2"	60/132	310	300	4 OCT 1992						
11		LIU Yanhan	LIU Y.H.	1.88/6'2"	75/165	315	305	19 JAN 1993						
12	L	HUANG Liuyan	HUANG L.Y.	1.78/5'10"	66/146	297	290	13 JUN 1994						
13		WANG Qi	Q. WANG	1.87/6'2"	70/154	305	300	22 SEP 1993						
Coach		XU Jiande (CHN)			Assistant Coach		CHEN Youquan (CHN)							

LEGEND			
%	Percent of total team scoring	C	Team Captain
		L	Libero Player

Timing and Results provided by Tissot



Match No.: 3

Match Results

경기 결과

Match Duration: 1h 53m
Spectators: 4000

P2

THA vs JPN

3 1

Teams	Sets	1	2	3	4	Total
THA	3	25	25	25	25	100
JPN	1	27	18	19	21	85
Playing Time		30m	24m	24m	26m	1h 44m

First Referee: WANG Ziling (CHN)

Second Referee: KABULBEKOVA Irina (KAZ)

THA - Thailand

No	C/L	Name	1	2	3	4	5	Pts
2	L	PANNOY Piyanut	L	L	L	L		
3		PHANUSIT Em Orn	13	13				
4		NUEKJANG Thatdao	5	4	3	4		12
5		THINKAOW Pleumjit	2	1	6	1		13
6		SITTIRAK Onuma	4	3	2	3		32
9		PINSUWAN Khatthalee	4			4		
10	C	APINYAPONG Wilavan	1	6	5	6		8
12		CHAISRI Tapaphaipun	15	5	4	5		8
13		TOMKOM Nootsara	3	2	1	2		1
15		KANTHONG Malika	6			12		
17		KAMULTHALA Kaewkalaya						
19		PANKAEW Parinya	10	4				

JPN - Japan

No	C/L	Name	1	2	3	4	5	Pts
1	C	SUZUKI Yuko						
2		TASHIRO Kanami	2	1	2	2		2
3		NOMOTO Rika						
4		SHIMAMURA Haruyo	3	2	3	3		7
5		HORIKAWA Mari			4	4		1
6	L	TORIGOE Miku	L	L	L	L		
7		TAKAHASHI Saori	4	3	10	4		12
8		OTAKE Riho	6	5	6	6		11
9		MURANAGA Nao	7	7		1		6
10		ITOH Nozomi	5	4	5	5		8
11		INOUE Arisa	1	6	4			9
12		SAKAMOTO Nanaka		11	1	10		6

TEAM AND PLAYER PERFORMANCES

Won	Total Atts	No Name	Scoring Skills	Won	Total Atts	No Name
61	154	Total Team		50	157	Total Team
28	57	6 SITTIRAK Onuma	Spike	11	26	7 TAKAHASHI Saori
10	15	4 NUEKJANG Thatdao		9	29	11 INOUE Arisa
8	16	5 THINKAOW Pleumjit		6	21	12 SAKAMOTO Nanaka
9	76	Total Team	Block	10	58	Total Team
4	18	5 THINKAOW Pleumjit		5	12	8 OTAKE Riho
3	11	6 SITTIRAK Onuma		2	15	4 SHIMAMURA Haruyo
2	17	4 NUEKJANG Thatdao	2	11	10 ITOH Nozomi	
4	102	Total Team	Serve	2	83	Total Team
1	13	12 CHAISRI Tapaphaipun		1	16	2 TASHIRO Kanami
1	23	13 TOMKOM Nootsara		1	6	9 MURANAGA Nao
1	21	5 THINKAOW Pleumjit				
26		Total Team	Opp Error	23		Total Team
100	332	Total Team	Total	85	298	Total Team
32	78	6 SITTIRAK Onuma	Best Scorer	12	42	7 TAKAHASHI Saori
94 km/h		6 SITTIRAK Onuma	Fastest Serve	72 km/h		10 ITOH Nozomi

LEGEND

Atts Attempts
L Libero player
n Starting line-up where n = starting position on court (i.e. positions 1 to 6)
Opp Opponent

C Team Captain
L Substitute libero
nn Substitute where nn = jersey number of out going player
Pts Points scored



SUN 21 SEP 2014
Start Time: 16:25 / End Time: 17:33

Match No.: 4

Match Results

경기 결과

Match Duration: 1h 08m
Spectators: 1000

P2

KAZ vs CHN

0 3

Teams	Sets	1	2	3	Total
KAZ	0	14	11	14	39
CHN	3	25	25	25	75
	Playing Time	20m	20m	22m	1h 02m

First Referee: INDO Tomokazu (JPN)

Second Referee: LEE Heung Fai (HKG)

KAZ - Kazakhstan								
No	C/L	Name	1	2	3	4	5	Pts
1	C	GORDEYEVA Yelena	6	6	6			8
4		CHUMAK Irina	1	4	12			
5	L	RYLOVA Valeriya	L	L	L			
6		AKILOVA Natalya	2	2	2			7
7		RAZORENKOVA Yekaterina	5		11			2
8		SHENBERGER Irina	3	3	3			4
10		DANILOVA Regina			8			
11		ROSTOVCHSHIKOVA Anastassiya		5	5			
12		AIZHARIKHOVA Ainagul	4	4	1			3
15		BATKULDINA Aliya	7					
17		MARATOVA Ardak		1				1
18		KOLOMOYETS Anastassiya	4	1	4			7

CHN - China								
No	C/L	Name	1	2	3	4	5	Pts
1		QIAO Ting			6			4
2		YAO di			1			
3		YIN Na	2	2				3
4	L	WANG Qian	L	L				
5	C	DING Xia	5	5				3
6		YAN Ni	1	1	3			9
8		ZHANG Changning	3	3	5			18
9		LI Jing			2			4
10		ZHANG Xiaoya	4	4				6
11		LIU Yanhan	6	6				10
12	L	HUANG Liuyan			L			
13		WANG Qi			4			5

TEAM AND PLAYER PERFORMANCES

Won	Total Atts	No Name
27	82	Total Team
7	18	1 GORDEYEVA Yelena
6	10	6 AKILOVA Natalya
5	8	18 KOLOMOYETS Anastassiya
1	23	Total Team
1	7	18 KOLOMOYETS Anastassiya
4	38	Total Team
1	5	1 GORDEYEVA Yelena
1	2	17 MARATOVA Ardak
1	9	18 KOLOMOYETS Anastassiya
7		Total Team
39	143	Total Team
8	24	1 GORDEYEVA Yelena
64 km/h		10 DANILOVA Regina

Scoring Skills
Spike
Block
Serve
Opp Error
Total
Best Scorer
Fastest Serve

Won	Total Atts	No Name
45	88	Total Team
14	24	8 ZHANG Changning
9	16	11 LIU Yanhan
6	11	6 YAN Ni
10	31	Total Team
3	7	8 ZHANG Changning
2	2	10 ZHANG Xiaoya
2	7	6 YAN Ni
7	76	Total Team
3	12	13 WANG Qi
1	12	6 YAN Ni
1	4	9 LI Jing
13		Total Team
75	195	Total Team
18	41	8 ZHANG Changning
68 km/h		11 LIU Yanhan

LEGEND

Atts Attempts
L Libero player
n Starting line-up where n = starting position on court (i.e. positions 1 to 6)
Opp Opponent

C Team Captain
L Substitute libero
nn Substitute where nn = jersey number of out going player
Pts Points scored

Timing and Results provided by Tissot



Match No.: 3

Match Statistics

경기 통계

Match Duration: 1h 53m
Spectators: 4000

P3

THA vs JPN

3 1

Teams	Sets	1	2	3	4	Total
THA	3	25	25	25	25	100
JPN	1	27	18	19	21	85
Playing Time		30m	24m	24m	26m	1h 44m

First Referee: WANG Ziling (CHN)


Second Referee: KABULBEKOVA Irina (KAZ)

THA - Thailand

Scoring Spike

Limit
15.00%

Rk	No	Name	Spikes	Faults	Shots	Total Attempts	Eff %
1	6	SITTIRAK Onuma	28	4	25	57	42.11
2	10	APINYAPONG Wilavan	8	2	14	24	25.00
	12	CH AISRI Tapaphaipun	7	5	11	23	
	5	THINKAOW Pleumjit	8	1	7	16	
	4	NUEKJANG Thatdao	10	1	4	15	
	15	KANTHONG Malika	-	3	11	14	
	13	TOMKOM Nootsara	-	-	3	3	
	3	PHANUSIT Em Orn	-	-	2	2	
	2	PANNOY Piyanut	-	-	-	-	
	9	PINSUWAN Khatthalee	-	-	-	-	
	17	KAMULTHALA Kaewkalaya	-	-	-	-	
	19	PANKAEW Parinya	-	-	-	-	
Team Totals			61	16	77	154	29.22

Scoring Block


Rk	No	Name	Kill Blocks	Faults	Rebounds	Total Attempts	Avg by Set
1	5	THINKAOW Pleumjit	4	5	9	18	1.00
2	6	SITTIRAK Onuma	3	3	5	11	0.75
3	4	NUEKJANG Thatdao	2	6	9	17	0.50
4	12	CH AISRI Tapaphaipun	-	5	5	10	0.00
4	13	TOMKOM Nootsara	-	3	6	9	0.00
4	15	KANTHONG Malika	-	2	4	6	0.00
4	10	APINYAPONG Wilavan	-	2	2	4	0.00
4	3	PHANUSIT Em Orn	-	1	-	1	0.00
	2	PANNOY Piyanut	-	-	-	-	
	9	PINSUWAN Khatthalee	-	-	-	-	
	17	KAMULTHALA Kaewkalaya	-	-	-	-	
	19	PANKAEW Parinya	-	-	-	-	
Team Totals			9	27	40	76	2.25

Scoring Service


Rk	No	Name	Aces	Faults	Serve Hits	Total Attempts	Avg by Set
1	13	TOMKOM Nootsara	1	1	21	23	0.25
1	5	THINKAOW Pleumjit	1	2	18	21	0.25
1	12	CH AISRI Tapaphaipun	1	-	12	13	0.25
1	6	SITTIRAK Onuma	1	5	4	10	0.25
5	10	APINYAPONG Wilavan	-	3	19	22	0.00
5	4	NUEKJANG Thatdao	-	2	6	8	0.00
5	9	PINSUWAN Khatthalee	-	-	3	3	0.00
5	3	PHANUSIT Em Orn	-	-	1	1	0.00
5	15	KANTHONG Malika	-	1	-	1	0.00
	2	PANNOY Piyanut	-	-	-	-	
	17	KAMULTHALA Kaewkalaya	-	-	-	-	
	19	PANKAEW Parinya	-	-	-	-	
Team Totals			4	14	84	102	1.00

Team
Opponent Errors & Team Faults

26	1
----	---

Timing and Results provided by Tissot



Match No.: 3

Match Statistics

경기 통계

Match Duration: 1h 53m
Spectators: 4000

P3


THA vs JPN
3 1

Teams	Sets	1	2	3	4	Total
THA	3	25	25	25	25	100
JPN	1	27	18	19	21	85
	Playing Time	30m	24m	24m	26m	1h 44m


First Referee: WANG Ziling (CHN)

Second Referee: KABULBEKOVA Irina (KAZ)


THA - Thailand

Non-Scoring Dig


Rk	No	Name	Digs	Faults	Receptions	Total Attempts	Avg by Set
1	2	PANNOY Piyanut	2	-	16	18	0.50
1	13	TOMKOM Nootsara	2	3	10	15	0.50
3	10	APINYAPONG Wilavan	1	2	20	23	0.25
3	12	CHAI SRI Tapaphaipun	1	1	8	10	0.25
5	6	SITTIRAK Onuma	-	4	8	12	0.00
5	15	KANTHONG Malika	-	-	5	5	0.00
5	5	THINKAOW Pleumjit	-	-	3	3	0.00
5	4	NUEKJANG Thatdao	-	-	2	2	0.00
5	3	PHANUSIT Em Orn	-	-	1	1	0.00
5	19	PANKAEW Parinya	-	-	1	1	0.00
	9	PINSUWAN Khatthalee	-	-	-	-	-
	17	KAMULTHALA Kaewkalaya	-	-	-	-	-
Team Totals			6	10	74	90	1.50

Non-Scoring Set


Rk	No	Name	Running Sets	Faults	Still Sets	Total Attempts	Avg by Set
1	13	TOMKOM Nootsara	50	1	49	100	12.50
2	2	PANNOY Piyanut	2	-	6	8	0.50
2	12	CHAI SRI Tapaphaipun	2	-	4	6	0.50
4	6	SITTIRAK Onuma	1	-	8	9	0.25
4	19	PANKAEW Parinya	1	-	6	7	0.25
4	10	APINYAPONG Wilavan	1	-	2	3	0.25
7	5	THINKAOW Pleumjit	-	-	4	4	0.00
7	15	KANTHONG Malika	-	-	2	2	0.00
7	4	NUEKJANG Thatdao	-	-	1	1	0.00
7	9	PINSUWAN Khatthalee	-	-	1	1	0.00
	3	PHANUSIT Em Orn	-	-	-	-	-
	17	KAMULTHALA Kaewkalaya	-	-	-	-	-
Team Totals			57	1	83	141	14.25

Non-Scoring Reception

Limit
25.00%

Rk	No	Name	Excellents	Faults	Serve Receptions	Total Attempts	Succ %
1	12	CHAI SRI Tapaphaipun	9	1	13	23	39.13
2	10	APINYAPONG Wilavan	10	-	20	30	33.33
	2	PANNOY Piyanut	6	-	8	14	
	15	KANTHONG Malika	-	1	7	8	
	6	SITTIRAK Onuma	1	-	-	1	
	3	PHANUSIT Em Orn	-	-	-	-	
	4	NUEKJANG Thatdao	-	-	-	-	
	5	THINKAOW Pleumjit	-	-	-	-	
	9	PINSUWAN Khatthalee	-	-	-	-	
	13	TOMKOM Nootsara	-	-	-	-	
	17	KAMULTHALA Kaewkalaya	-	-	-	-	
	19	PANKAEW Parinya	-	-	-	-	
Team Totals			26	2	48	76	34.21



Match No.: 3

Match Statistics

경기 통계

Match Duration: 1h 53m
Spectators: 4000

P3


THA vs JPN
3 1

Teams	Sets	1	2	3	4	Total
THA	3	25	25	25	25	100
JPN	1	27	18	19	21	85
Playing Time		30m	24m	24m	26m	1h 44m


First Referee: WANG Ziling (CHN)

Second Referee: KABULBEKOVA Irina (KAZ)


JPN - Japan

Scoring Spike

Limit
15.00%

Rk	No	Name	Spikes	Faults	Shots	Total Attempts	Eff %
1	7	TAKAHASHI Saori	11	5	10	26	23.08
2	11	INOUE Arisa	9	6	14	29	10.34
	10	ITOH Nozomi	6	3	14	23	
	4	SHIMAMURA Haruyo	5	5	12	22	
	12	SAKAMOTO Nanaka	6	1	14	21	
	8	OTAKE Riho	6	1	11	18	
	9	MURANAGA Nao	5	2	5	12	
	5	HORIKAWA Mari	1	2	1	4	
	2	TASHIRO Kanami	1	-	1	2	
	1	SUZUKI Yuko	-	-	-	-	
	3	NOMOTO Rika	-	-	-	-	
	6	TORIGOE Miku	-	-	-	-	
Team Totals			50	25	82	157	15.92

Scoring Block


Rk	No	Name	Kill Blocks	Faults	Rebounds	Total Attempts	Avg by Set
1	8	OTAKE Riho	5	3	4	12	1.25
2	4	SHIMAMURA Haruyo	2	4	9	15	0.50
2	10	ITOH Nozomi	2	5	4	11	0.50
4	7	TAKAHASHI Saori	1	2	1	4	0.25
5	2	TASHIRO Kanami	-	5	4	9	0.00
5	12	SAKAMOTO Nanaka	-	-	4	4	0.00
5	9	MURANAGA Nao	-	1	1	2	0.00
5	11	INOUE Arisa	-	-	1	1	0.00
	1	SUZUKI Yuko	-	-	-	-	
	3	NOMOTO Rika	-	-	-	-	
	5	HORIKAWA Mari	-	-	-	-	
	6	TORIGOE Miku	-	-	-	-	
Team Totals			10	20	28	58	2.50

Scoring Service


Rk	No	Name	Aces	Faults	Serve Hits	Total Attempts	Avg by Set
1	2	TASHIRO Kanami	1	-	15	16	0.25
1	9	MURANAGA Nao	1	1	4	6	0.25
3	8	OTAKE Riho	-	3	12	15	0.00
3	7	TAKAHASHI Saori	-	1	11	12	0.00
3	4	SHIMAMURA Haruyo	-	1	8	9	0.00
3	10	ITOH Nozomi	-	1	8	9	0.00
3	11	INOUE Arisa	-	1	5	6	0.00
3	12	SAKAMOTO Nanaka	-	1	5	6	0.00
3	5	HORIKAWA Mari	-	-	4	4	0.00
	1	SUZUKI Yuko	-	-	-	-	
	3	NOMOTO Rika	-	-	-	-	
	6	TORIGOE Miku	-	-	-	-	
Team Totals			2	9	72	83	0.50

Team
Opponent Errors & Team Faults

23

Timing and Results provided by Tissot



Match No.: 3

Match Statistics

경기 통계

Match Duration: 1h 53m
Spectators: 4000

P3


THA vs JPN
3 1

Teams	Sets	1	2	3	4	Total
THA	3	25	25	25	25	100
JPN	1	27	18	19	21	85
Playing Time		30m	24m	24m	26m	1h 44m


First Referee: WANG Ziling (CHN)

Second Referee: KABULBEKOVA Irina (KAZ)


JPN - Japan

Non-Scoring Dig


Rk	No	Name	Digs	Faults	Receptions	Total Attempts	Avg by Set
1	6	TORIGOE Miku	2	3	18	23	0.50
2	7	TAKAHASHI Saori	1	2	13	16	0.25
2	2	TASHIRO Kanami	1	2	12	15	0.25
2	8	OTAKE Riho	1	-	3	4	0.25
5	11	INOUE Arisa	-	3	9	12	0.00
5	9	MURANAGA Nao	-	1	8	9	0.00
5	10	ITOH Nozomi	-	2	6	8	0.00
5	12	SAKAMOTO Nanaka	-	-	4	4	0.00
5	5	HORIKAWA Mari	-	2	1	3	0.00
5	4	SHIMAMURA Haruyo	-	-	2	2	0.00
	1	SUZUKI Yuko	-	-	-	-	-
	3	NOMOTO Rika	-	-	-	-	-
Team Totals			5	15	76	96	1.25

Non-Scoring Set


Rk	No	Name	Running Sets	Faults	Still Sets	Total Attempts	Avg by Set
1	2	TASHIRO Kanami	39	1	86	126	9.75
2	6	TORIGOE Miku	3	-	13	16	0.75
3	9	MURANAGA Nao	1	-	-	1	0.25
4	4	SHIMAMURA Haruyo	-	-	2	2	0.00
4	8	OTAKE Riho	-	-	2	2	0.00
4	7	TAKAHASHI Saori	-	-	1	1	0.00
4	11	INOUE Arisa	-	-	1	1	0.00
	1	SUZUKI Yuko	-	-	-	-	-
	3	NOMOTO Rika	-	-	-	-	-
	5	HORIKAWA Mari	-	-	-	-	-
	10	ITOH Nozomi	-	-	-	-	-
	12	SAKAMOTO Nanaka	-	-	-	-	-
Team Totals			43	1	105	149	10.75

Non-Scoring Reception

Limit
25.00%

Rk	No	Name	Excellents	Faults	Serve Receptions	Total Attempts	Succ %
1	6	TORIGOE Miku	12	-	7	19	63.16
2	7	TAKAHASHI Saori	11	2	20	33	33.33
	9	MURANAGA Nao	4	1	8	13	
	11	INOUE Arisa	1	-	7	8	
	12	SAKAMOTO Nanaka	3	-	5	8	
	4	SHIMAMURA Haruyo	-	-	2	2	
	8	OTAKE Riho	1	-	-	1	
	1	SUZUKI Yuko	-	-	-	-	
	2	TASHIRO Kanami	-	-	-	-	
	3	NOMOTO Rika	-	-	-	-	
	5	HORIKAWA Mari	-	-	-	-	
	10	ITOH Nozomi	-	-	-	-	
Team Totals			32	3	49	84	38.10

LEGEND							
Avg	Average	Eff%	Efficiency	Rk	Rank	Succ%	Success %

Timing and Results provided by Tissot



Match No.: 4

Match Statistics

경기 통계

Match Duration: 1h 08m
Spectators: 1000

P3

KAZ vs CHN

0 3

Teams	Sets	1	2	3	Total
KAZ	0	14	11	14	39
CHN	3	25	25	25	75
	Playing Time	20m	20m	22m	1h 02m

First Referee: INDO Tomokazu (JPN)


Second Referee: LEE Heung Fai (HKG)

KAZ - Kazakhstan


Scoring Spike

Limit
15.00%

Rk	No	Name	Spikes	Faults	Shots	Total Attempts	Eff %
1	1	GORDEYEVA Yelena	7	4	7	18	16.67
2	8	SHENBERGER Irina	4	3	11	18	5.56
	6	AKILOVA Natalya	6	2	2	10	
	18	KOLOMOYETS Anastassiya	5	1	2	8	
	12	AIZHARIKHOVA Ainagul	3	-	4	7	
	4	CHUMAK Irina	-	2	4	6	
	7	RAZORENKOVA Yekaterina	2	2	2	6	
	11	ROSTOVCHSHIKOVA Anastassiya	-	2	4	6	
	17	MARATOVA Ardak	-	1	2	3	
	5	RYLOVA Valeriya	-	-	-	-	
	10	DANILOVA Regina	-	-	-	-	
	15	BATKULDINA Aliya	-	-	-	-	
Team Totals			27	17	38	82	12.20

Scoring Block


Rk	No	Name	Kill Blocks	Faults	Rebounds	Total Attempts	Avg by Set
1	18	KOLOMOYETS Anastassiya	1	1	5	7	0.33
2	12	AIZHARIKHOVA Ainagul	-	1	4	5	0.00
2	6	AKILOVA Natalya	-	3	2	5	0.00
2	8	SHENBERGER Irina	-	-	2	2	0.00
2	1	GORDEYEVA Yelena	-	-	1	1	0.00
2	7	RAZORENKOVA Yekaterina	-	-	1	1	0.00
2	4	CHUMAK Irina	-	1	-	1	0.00
2	11	ROSTOVCHSHIKOVA Anastassiya	-	1	-	1	0.00
	5	RYLOVA Valeriya	-	-	-	-	
	10	DANILOVA Regina	-	-	-	-	
	15	BATKULDINA Aliya	-	-	-	-	
	17	MARATOVA Ardak	-	-	-	-	
Team Totals			1	7	15	23	0.33

Scoring Service


Rk	No	Name	Aces	Faults	Serve Hits	Total Attempts	Avg by Set
1	18	KOLOMOYETS Anastassiya	1	1	7	9	0.33
1	6	AKILOVA Natalya	1	1	6	8	0.33
1	1	GORDEYEVA Yelena	1	-	4	5	0.33
1	17	MARATOVA Ardak	1	-	1	2	0.33
5	7	RAZORENKOVA Yekaterina	-	-	3	3	0.00
5	10	DANILOVA Regina	-	-	3	3	0.00
5	8	SHENBERGER Irina	-	1	2	3	0.00
5	4	CHUMAK Irina	-	-	2	2	0.00
5	12	AIZHARIKHOVA Ainagul	-	-	2	2	0.00
5	11	ROSTOVCHSHIKOVA Anastassiya	-	-	1	1	0.00
	5	RYLOVA Valeriya	-	-	-	-	
	15	BATKULDINA Aliya	-	-	-	-	
Team Totals			4	3	31	38	1.33

Team
Opponent Errors & Team Faults

7	1
---	---

Timing and Results provided by Tissot



Match No.: 4

Match Statistics

경기 통계

Match Duration: 1h 08m
Spectators: 1000

P3


KAZ vs CHN
0 3

Teams	Sets	1	2	3	Total
KAZ	0	14	11	14	39
CHN	3	25	25	25	75
	Playing Time	20m	20m	22m	1h 02m


First Referee: INDO Tomokazu (JPN)

Second Referee: LEE Heung Fai (HKG)


KAZ - Kazakhstan

Non-Scoring Dig


Rk	No	Name	Digs	Faults	Receptions	Total Attempts	Avg by Set
1	1	GORDEYEVA Yelena	1	1	16	18	0.33
1	5	RYLOVA Valeriya	1	6	10	17	0.33
1	8	SHENBERGER Irina	1	1	9	11	0.33
4	6	AKILOVA Natalya	-	3	5	8	0.00
4	12	AIZHARIKHOVA Ainagul	-	-	4	4	0.00
4	7	RAZORENKOVA Yekaterina	-	2	1	3	0.00
4	4	CHUMAK Irina	-	-	1	1	0.00
4	11	ROSTOVCHSHIKOVA Anastassiya	-	-	1	1	0.00
4	15	BATKULDINA Aliya	-	1	-	1	0.00
4	18	KOLOMOYETS Anastassiya	-	1	-	1	0.00
	10	DANILOVA Regina	-	-	-	-	-
	17	MARATOVA Ardak	-	-	-	-	-
Team Totals			3	15	47	65	1.00

Non-Scoring Set


Rk	No	Name	Running Sets	Faults	Still Sets	Total Attempts	Avg by Set
1	6	AKILOVA Natalya	17	2	35	54	5.67
2	15	BATKULDINA Aliya	1	-	7	8	0.33
2	7	RAZORENKOVA Yekaterina	1	-	1	2	0.33
2	12	AIZHARIKHOVA Ainagul	1	-	1	2	0.33
5	5	RYLOVA Valeriya	-	-	5	5	0.00
5	4	CHUMAK Irina	-	-	3	3	0.00
5	11	ROSTOVCHSHIKOVA Anastassiya	-	-	2	2	0.00
	1	GORDEYEVA Yelena	-	-	-	-	-
	8	SHENBERGER Irina	-	-	-	-	-
	10	DANILOVA Regina	-	-	-	-	-
	17	MARATOVA Ardak	-	-	-	-	-
	18	KOLOMOYETS Anastassiya	-	-	-	-	-
Team Totals			20	2	54	76	6.67

Non-Scoring Reception

Limit
25.00%

Rk	No	Name	Excellents	Faults	Serve Receptions	Total Attempts	Succ %
1	8	SHENBERGER Irina	3	1	13	17	17.65
	5	RYLOVA Valeriya	3	-	12	15	
	1	GORDEYEVA Yelena	7	2	4	13	
	7	RAZORENKOVA Yekaterina	3	-	5	8	
	11	ROSTOVCHSHIKOVA Anastassiya	-	-	5	5	
	17	MARATOVA Ardak	-	1	2	3	
	10	DANILOVA Regina	-	1	1	2	
	12	AIZHARIKHOVA Ainagul	-	1	-	1	
	4	CHUMAK Irina	-	-	-	-	
	6	AKILOVA Natalya	-	-	-	-	
	15	BATKULDINA Aliya	-	-	-	-	
	18	KOLOMOYETS Anastassiya	-	-	-	-	
Team Totals			16	6	42	64	25.00



Match No.: 4

Match Statistics

경기 통계

Match Duration: 1h 08m
Spectators: 1000

P3


KAZ vs CHN
0 3

Teams	Sets	1	2	3	Total
KAZ	0	14	11	14	39
CHN	3	25	25	25	75
	Playing Time	20m	20m	22m	1h 02m


First Referee: INDO Tomokazu (JPN)

Second Referee: LEE Heung Fai (HKG)


CHN - China

Scoring Spike

Limit
15.00%

Rk	No	Name	Spikes	Faults	Shots	Total Attempts	Eff %
1	8	ZHANG Changning	14	1	9	24	54.17
2	11	LIU Yanhan	9	1	6	16	50.00
	6	YAN Ni	6	-	5	11	
	9	LI Jing	3	-	5	8	
	13	WANG Qi	1	1	5	7	
	1	QIAO Ting	3	-	3	6	
	3	YIN Na	2	-	4	6	
	10	ZHANG Xiaoya	4	-	2	6	
	5	DING Xia	3	1	-	4	
	2	YAO di	-	-	-	-	
	4	WANG Qian	-	-	-	-	
	12	HUANG Liuyan	-	-	-	-	
Team Totals			45	4	39	88	46.59

Scoring Block


Rk	No	Name	Kill Blocks	Faults	Rebounds	Total Attempts	Avg by Set
1	8	ZHANG Changning	3	2	2	7	1.00
2	6	YAN Ni	2	1	4	7	0.67
2	10	ZHANG Xiaoya	2	-	-	2	0.67
4	1	QIAO Ting	1	1	2	4	0.33
4	3	YIN Na	1	-	2	3	0.33
4	13	WANG Qi	1	-	-	1	0.33
7	11	LIU Yanhan	-	2	1	3	0.00
7	5	DING Xia	-	1	1	2	0.00
7	9	LI Jing	-	1	1	2	0.00
	2	YAO di	-	-	-	-	
	4	WANG Qian	-	-	-	-	
	12	HUANG Liuyan	-	-	-	-	
Team Totals			10	8	13	31	3.33

Scoring Service


Rk	No	Name	Aces	Faults	Serve Hits	Total Attempts	Avg by Set
1	13	WANG Qi	3	-	9	12	1.00
2	6	YAN Ni	1	-	11	12	0.33
2	8	ZHANG Changning	1	1	8	10	0.33
2	9	LI Jing	1	-	3	4	0.33
2	11	LIU Yanhan	1	1	2	4	0.33
6	10	ZHANG Xiaoya	-	-	16	16	0.00
6	3	YIN Na	-	-	7	7	0.00
6	5	DING Xia	-	1	5	6	0.00
6	2	YAO di	-	-	3	3	0.00
6	1	QIAO Ting	-	-	2	2	0.00
	4	WANG Qian	-	-	-	-	
	12	HUANG Liuyan	-	-	-	-	
Team Totals			7	3	66	76	2.33

Team
Opponent Errors & Team Faults

13

Timing and Results provided by Tissot



Match No.: 4

Match Statistics

경기 통계

Match Duration: 1h 08m
Spectators: 1000

P3

KAZ vs CHN


0 3


Teams	Sets	1	2	3	Total
KAZ	0	14	11	14	39
CHN	3	25	25	25	75
	Playing Time	20m	20m	22m	1h 02m


First Referee: INDO Tomokazu (JPN)

Second Referee: LEE Heung Fai (HKG)

CHN - China

Non-Scoring Dig	Rk	No	Name	Digs	Faults	Receptions	Total Attempts	Avg by Set	
	1	12	HUANG Liuyan	2	-	7	9	0.67	
	2	3	YIN Na	1	-	10	11	0.33	
	2	4	WANG Qian	1	1	5	7	0.33	
	2	13	WANG Qi	1	-	3	4	0.33	
	5	8	ZHANG Changning	-	1	8	9	0.00	
	5	5	DING Xia	-	1	4	5	0.00	
	5	11	LIU Yanhan	-	-	4	4	0.00	
	5	2	YAO di	-	2	2	4	0.00	
	5	9	LI Jing	-	-	3	3	0.00	
	5	1	QIAO Ting	-	-	2	2	0.00	
	5	10	ZHANG Xiaoya	-	1	1	2	0.00	
	5	6	YAN Ni	-	1	-	1	0.00	
	Team Totals				5	7	49	61	1.67

Non-Scoring Set	Rk	No	Name	Running Sets	Faults	Still Sets	Total Attempts	Avg by Set	
	1	5	DING Xia	25	-	12	37	8.33	
	2	2	YAO di	10	-	17	27	3.33	
	3	3	YIN Na	2	-	1	3	0.67	
	4	6	YAN Ni	1	-	1	2	0.33	
	5	11	LIU Yanhan	-	-	2	2	0.00	
	5	1	QIAO Ting	-	-	1	1	0.00	
	5	4	WANG Qian	-	-	1	1	0.00	
	5	9	LI Jing	-	-	1	1	0.00	
	5	12	HUANG Liuyan	-	-	1	1	0.00	
	5	13	WANG Qi	-	-	1	1	0.00	
		8	ZHANG Changning	-	-	-	-	-	-
		10	ZHANG Xiaoya	-	-	-	-	-	-
	Team Totals				38		38	76	12.67

Non-Scoring Reception	Rk	No	Name	Excellents	Faults	Serve Receptions	Total Attempts	Succ %	
		4	WANG Qian	4	2	6	12		
		12	HUANG Liuyan	2	-	6	8		
		8	ZHANG Changning	2	1	4	7		
		13	WANG Qi	1	-	3	4		
		3	YIN Na	2	-	1	3		
		11	LIU Yanhan	-	-	2	2		
		1	QIAO Ting	-	-	-	-		
		2	YAO di	-	-	-	-		
		5	DING Xia	-	-	-	-		
		6	YAN Ni	-	-	-	-		
		9	LI Jing	-	-	-	-		
		10	ZHANG Xiaoya	-	-	-	-		
	Limit								
	25.00%	Team Totals				11	3	22	36

LEGEND

Avg Average Eff% Efficiency Rk Rank Succ% Success %

Timing and Results provided by Tissot



Results Table - Preliminary Round

결과표 - 조별리그

As of SUN 21 SEP 2014 at 17:40

P4

Pool A				Points per Set					Total Points	Match Duration	Spectators
Match	Date	Teams	Sets	1	2	3	4	5			
1	20 SEP 2014	KOR vs IND	3 - 0	25 - 5	25 - 12	25 - 13			75 - 30	1h 03m	2,500
3	21 SEP 2014	THA vs JPN	3 - 1	25 - 27	25 - 18	25 - 19	25 - 21		100 - 85	1h 54m	4,000
5	22 SEP 2014	IND vs JPN									
10	23 SEP 2014	KOR vs THA									
11	24 SEP 2014	THA vs IND									
16	25 SEP 2014	KOR vs JPN									

Pool B				Points per Set					Total Points	Match Duration	Spectators
Match	Date	Teams	Sets	1	2	3	4	5			
2	20 SEP 2014	TPE vs HKG	3 - 0	25 - 10	25 - 12	25 - 19			75 - 41	1h 07m	220
4	21 SEP 2014	KAZ vs CHN	0 - 3	14 - 25	11 - 25	14 - 25			39 - 75	1h 09m	1,000
6	22 SEP 2014	HKG vs KAZ									
7	22 SEP 2014	MDV vs TPE									
8	23 SEP 2014	CHN vs HKG									
9	23 SEP 2014	KAZ vs MDV									
12	24 SEP 2014	MDV vs CHN									
13	24 SEP 2014	TPE vs KAZ									
14	25 SEP 2014	CHN vs TPE									
15	25 SEP 2014	HKG vs MDV									

Statistics of	Average match duration	Average spectators	Total spectators
Preliminary Round	8m	203	7,720

Pool A																	
Rank	Team	Ranking Points	Matches			Results Details						Sets			Points		
			Played	Won	Lost	3-0	3-1	3-2	2-3	1-3	0-3	Won	Lost	Ratio	Won	Lost	Ratio
1	KOR	3	1	1	0	1						3	0	MAX	75	30	2.500
2	THA	3	1	1	0		1					3	1	3.000	100	85	1.176
3	JPN	0	1	0	1					1		1	3	0.333	85	100	0.850
4	IND	0	1	0	1						1	0	3	0.000	30	75	0.400

Pool B																	
Rank	Team	Ranking Points	Matches			Results Details						Sets			Points		
			Played	Won	Lost	3-0	3-1	3-2	2-3	1-3	0-3	Won	Lost	Ratio	Won	Lost	Ratio
1	CHN	3	1	1	0	1						3	0	MAX	75	39	1.923
2	TPE	3	1	1	0	1						3	0	MAX	75	41	1.829
3	HKG	0	1	0	1						1	0	3	0.000	41	75	0.547
4	KAZ	0	1	0	1						1	0	3	0.000	39	75	0.520
	MDV																

LEGEND	
MAX	Ratio with no points or sets lost
Ratio	Ratio of points or sets won/lost

Timing and Results provided by Tissot





Teams Ranking by Skills


스킬별 팀 순위

As of SUN 21 SEP 2014 at 17:40

P6

Scoring Spike		Rk	Name	Spikes	Faults	Shots	Total Attempts	Eff %
	1	CHN - China	45	4	39	88	46.59	
	2	KOR - Republic of Korea	40	6	32	78	43.59	
	3	TPE - Chinese Taipei	42	12	30	84	35.71	
	4	THA - Thailand	61	16	77	154	29.22	
	5	JPN - Japan	50	25	82	157	15.92	
	6	KAZ - Kazakhstan	27	17	38	82	12.20	
	7	HKG - Hong Kong, China	16	14	40	70	2.86	
	8	IND - India	17	17	42	76	0.00	
	Tournament Totals			298	111	380	789	23.70

Scoring Block		Rk	Name	Kill Blocks	Faults	Rebounds	Total Attempts	Avg by Set
	1	CHN - China	10	8	13	31	3.33	
	2	JPN - Japan	10	20	28	58	2.50	
	3	THA - Thailand	9	27	40	76	2.25	
	4	KOR - Republic of Korea	5	6	10	21	1.67	
	5	HKG - Hong Kong, China	3	8	11	22	1.00	
	6	TPE - Chinese Taipei	2	7	12	21	0.67	
	7	KAZ - Kazakhstan	1	7	15	23	0.33	
	8	IND - India	-	5	14	19	0.00	
	Tournament Totals			40	88	143	271	3.08

Scoring Service		Rk	Name	Aces	Faults	Serve Hits	Total Attempts	Avg by Set
	1	TPE - Chinese Taipei	13	9	53	75	4.33	
	2	KOR - Republic of Korea	9	5	59	73	3.00	
	3	CHN - China	7	3	66	76	2.33	
	4	KAZ - Kazakhstan	4	3	31	38	1.33	
	5	THA - Thailand	4	14	84	102	1.00	
	5	HKG - Hong Kong, China	3	5	33	41	1.00	
	7	IND - India	2	7	22	31	0.67	
	8	JPN - Japan	2	9	72	83	0.50	
	Tournament Totals			44	55	420	519	3.38





Teams Ranking by Skills


스킬별 팀 순위

As of SUN 21 SEP 2014 at 17:40

P6

Non-Scoring Dig	Rk	Name	Digs	Faults	Receptions	Total Attempts	Avg by Set
	1	TPE - Chinese Taipei	15	4	43	62	5.00
	2	KOR - Republic of Korea	10	5	46	61	3.33
	3	HKG - Hong Kong, China	8	19	29	56	2.67
	4	CHN - China	5	7	49	61	1.67
	5	THA - Thailand	6	10	74	90	1.50
	6	JPN - Japan	5	15	76	96	1.25
	7	KAZ - Kazakhstan	3	15	47	65	1.00
	8	IND - India	2	19	36	57	0.67
	Tournament Totals			54	94	400	548

Non-Scoring Set	Rk	Name	Running Sets	Faults	Still Sets	Total Attempts	Avg by Set
	1	THA - Thailand	57	1	83	141	14.25
	2	CHN - China	38	-	38	76	12.67
	3	TPE - Chinese Taipei	37	3	43	83	12.33
	4	KOR - Republic of Korea	33	-	35	68	11.00
	5	JPN - Japan	43	1	105	149	10.75
	6	KAZ - Kazakhstan	20	2	54	76	6.67
	7	IND - India	14	1	57	72	4.67
	8	HKG - Hong Kong, China	13	2	57	72	4.33
	Tournament Totals			255	10	472	737

Non-Scoring Reception	Rk	Name	Excellents	Faults	Serve Receptions	Total Attempts	Succ %
	1	KOR - Republic of Korea	12	2	9	23	52.17
	2	JPN - Japan	32	3	49	84	38.10
	3	TPE - Chinese Taipei	13	3	19	35	37.14
	4	THA - Thailand	26	2	48	76	34.21
	5	CHN - China	11	3	22	36	30.56
	6	IND - India	18	9	34	61	29.51
	7	KAZ - Kazakhstan	16	6	42	64	25.00
	8	HKG - Hong Kong, China	8	14	39	61	13.11
	Tournament Totals			136	42	262	440

LEGEND							
Avg	Average	Eff%	Efficiency	Rk	Rank	Succ%	Success %

Timing and Results provided by Tissot





Cumulative Statistics by Skills


스킬별 누적통계

CHN - China

AFTER 1 MATCH

Scoring Spike	No	Name	Spikes	Faults	Shots	Total Attempts	Eff %
	1	QIAO Ting	3	-	3	6	50.00
	2	YAO di	-	-	-	-	0.00
	3	YIN Na	2	-	4	6	33.33
	4	WANG Qian	-	-	-	-	0.00
	5	DING Xia	3	1	-	4	50.00
	6	YAN Ni	6	-	5	11	54.55
	8	ZHANG Changning	14	1	9	24	54.17
	9	LI Jing	3	-	5	8	37.50
	10	ZHANG Xiaoya	4	-	2	6	66.67
	11	LIU Yanhan	9	1	6	16	50.00
	12	HUANG Liuyan	-	-	-	-	0.00
	13	WANG Qi	1	1	5	7	0.00
	Team Totals			45	4	39	88

Scoring Block	No	Name	Kill Blocks	Faults	Rebounds	Total Attempts	Avg by Set
	1	QIAO Ting	1	1	2	4	0.33
	2	YAO di	-	-	-	-	0.00
	3	YIN Na	1	-	2	3	0.33
	4	WANG Qian	-	-	-	-	0.00
	5	DING Xia	-	1	1	2	0.00
	6	YAN Ni	2	1	4	7	0.67
	8	ZHANG Changning	3	2	2	7	1.00
	9	LI Jing	-	1	1	2	0.00
	10	ZHANG Xiaoya	2	-	-	2	0.67
	11	LIU Yanhan	-	2	1	3	0.00
	12	HUANG Liuyan	-	-	-	-	0.00
	13	WANG Qi	1	-	-	1	0.33
	Team Totals			10	8	13	31

Scoring Service	No	Name	Aces	Faults	Serve Hits	Total Attempts	Avg by Set
	1	QIAO Ting	-	-	2	2	0.00
	2	YAO di	-	-	3	3	0.00
	3	YIN Na	-	-	7	7	0.00
	4	WANG Qian	-	-	-	-	0.00
	5	DING Xia	-	1	5	6	0.00
	6	YAN Ni	1	-	11	12	0.33
	8	ZHANG Changning	1	1	8	10	0.33
	9	LI Jing	1	-	3	4	0.33
	10	ZHANG Xiaoya	-	-	16	16	0.00
	11	LIU Yanhan	1	1	2	4	0.33
	12	HUANG Liuyan	-	-	-	-	0.00
	13	WANG Qi	3	-	9	12	1.00
	Team Totals			7	3	66	76

Team	Opponent Errors & Team Faults	13	
-------------	--	----	--





Cumulative Statistics by Skills


스킬별 누적통계

CHN - China

AFTER 1 MATCH

Non-Scoring Dig	No	Name	Digs	Faults	Receptions	Total Attempts	Avg by Set
	1	QIAO Ting	-	-	2	2	0.00
	2	YAO di	-	2	2	4	0.00
	3	YIN Na	1	-	10	11	0.33
	4	WANG Qian	1	1	5	7	0.33
	5	DING Xia	-	1	4	5	0.00
	6	YAN Ni	-	1	-	1	0.00
	8	ZHANG Changning	-	1	8	9	0.00
	9	LI Jing	-	-	3	3	0.00
	10	ZHANG Xiaoya	-	1	1	2	0.00
	11	LIU Yanhan	-	-	4	4	0.00
	12	HUANG Liuyan	2	-	7	9	0.67
	13	WANG Qi	1	-	3	4	0.33
	Team Totals			5	7	49	61

Non-Scoring Set	No	Name	Running Sets	Faults	Still Sets	Total Attempts	Avg by Set
	1	QIAO Ting	-	-	1	1	0.00
	2	YAO di	10	-	17	27	3.33
	3	YIN Na	2	-	1	3	0.67
	4	WANG Qian	-	-	1	1	0.00
	5	DING Xia	25	-	12	37	8.33
	6	YAN Ni	1	-	1	2	0.33
	8	ZHANG Changning	-	-	-	-	0.00
	9	LI Jing	-	-	1	1	0.00
	10	ZHANG Xiaoya	-	-	-	-	0.00
	11	LIU Yanhan	-	-	2	2	0.00
	12	HUANG Liuyan	-	-	1	1	0.00
	13	WANG Qi	-	-	1	1	0.00
	Team Totals			38	-	38	76

Non-Scoring Reception	No	Name	Excellents	Faults	Serve Receptions	Total Attempts	Succ %
	1	QIAO Ting	-	-	-	-	0.00
	2	YAO di	-	-	-	-	0.00
	3	YIN Na	2	-	1	3	66.67
	4	WANG Qian	4	2	6	12	33.33
	5	DING Xia	-	-	-	-	0.00
	6	YAN Ni	-	-	-	-	0.00
	8	ZHANG Changning	2	1	4	7	28.57
	9	LI Jing	-	-	-	-	0.00
	10	ZHANG Xiaoya	-	-	-	-	0.00
	11	LIU Yanhan	-	-	2	2	0.00
	12	HUANG Liuyan	2	-	6	8	25.00
	13	WANG Qi	1	-	3	4	25.00
	Team Totals			11	3	22	36

LEGEND			
Avg	Eff%	Succ%	
Average	Efficiency	Success %	

Timing and Results provided by Tissot





Cumulative Statistics by Skills


스킬별 누적통계

JPN - Japan

AFTER 1 MATCH

Scoring Spike	No	Name	Spikes	Faults	Shots	Total Attempts	Eff %
	1	SUZUKI Yuko	-	-	-	-	0.00
	2	TASHIRO Kanami	1	-	1	2	50.00
	3	NOMOTO Rika	-	-	-	-	0.00
	4	SHIMAMURA Haruyo	5	5	12	22	0.00
	5	HORIKAWA Mari	1	2	1	4	0.00
	6	TORIGOE Miku	-	-	-	-	0.00
	7	TAKAHASHI Saori	11	5	10	26	23.08
	8	OTAKE Riho	6	1	11	18	27.78
	9	MURANAGA Nao	5	2	5	12	25.00
	10	ITOH Nozomi	6	3	14	23	13.04
	11	INOUE Arisa	9	6	14	29	10.34
	12	SAKAMOTO Nanaka	6	1	14	21	23.81
Team Totals			50	25	82	157	15.92

Scoring Block	No	Name	Kill Blocks	Faults	Rebounds	Total Attempts	Avg by Set
	1	SUZUKI Yuko	-	-	-	-	0.00
	2	TASHIRO Kanami	-	5	4	9	0.00
	3	NOMOTO Rika	-	-	-	-	0.00
	4	SHIMAMURA Haruyo	2	4	9	15	0.50
	5	HORIKAWA Mari	-	-	-	-	0.00
	6	TORIGOE Miku	-	-	-	-	0.00
	7	TAKAHASHI Saori	1	2	1	4	0.25
	8	OTAKE Riho	5	3	4	12	1.25
	9	MURANAGA Nao	-	1	1	2	0.00
	10	ITOH Nozomi	2	5	4	11	0.50
	11	INOUE Arisa	-	-	1	1	0.00
	12	SAKAMOTO Nanaka	-	-	4	4	0.00
Team Totals			10	20	28	58	2.50

Scoring Service	No	Name	Aces	Faults	Serve Hits	Total Attempts	Avg by Set
	1	SUZUKI Yuko	-	-	-	-	0.00
	2	TASHIRO Kanami	1	-	15	16	0.25
	3	NOMOTO Rika	-	-	-	-	0.00
	4	SHIMAMURA Haruyo	-	1	8	9	0.00
	5	HORIKAWA Mari	-	-	4	4	0.00
	6	TORIGOE Miku	-	-	-	-	0.00
	7	TAKAHASHI Saori	-	1	11	12	0.00
	8	OTAKE Riho	-	3	12	15	0.00
	9	MURANAGA Nao	1	1	4	6	0.25
	10	ITOH Nozomi	-	1	8	9	0.00
	11	INOUE Arisa	-	1	5	6	0.00
	12	SAKAMOTO Nanaka	-	1	5	6	0.00
Team Totals			2	9	72	83	0.50

Team	Opponent Errors & Team Faults	23	
-------------	--	----	--





Cumulative Statistics by Skills


스킬별 누적통계

JPN - Japan

AFTER 1 MATCH

Non-Scoring Dig	No	Name	Digs	Faults	Receptions	Total Attempts	Avg by Set
	1	SUZUKI Yuko	-	-	-	-	0.00
	2	TASHIRO Kanami	1	2	12	15	0.25
	3	NOMOTO Rika	-	-	-	-	0.00
	4	SHIMAMURA Haruyo	-	-	2	2	0.00
	5	HORIKAWA Mari	-	2	1	3	0.00
	6	TORIGOE Miku	2	3	18	23	0.50
	7	TAKAHASHI Saori	1	2	13	16	0.25
	8	OTAKE Riho	1	-	3	4	0.25
	9	MURANAGA Nao	-	1	8	9	0.00
	10	ITOH Nozomi	-	2	6	8	0.00
	11	INOUE Arisa	-	3	9	12	0.00
	12	SAKAMOTO Nanaka	-	-	4	4	0.00
Team Totals			5	15	76	96	1.25

Non-Scoring Set	No	Name	Running Sets	Faults	Still Sets	Total Attempts	Avg by Set
	1	SUZUKI Yuko	-	-	-	-	0.00
	2	TASHIRO Kanami	39	1	86	126	9.75
	3	NOMOTO Rika	-	-	-	-	0.00
	4	SHIMAMURA Haruyo	-	-	2	2	0.00
	5	HORIKAWA Mari	-	-	-	-	0.00
	6	TORIGOE Miku	3	-	13	16	0.75
	7	TAKAHASHI Saori	-	-	1	1	0.00
	8	OTAKE Riho	-	-	2	2	0.00
	9	MURANAGA Nao	1	-	-	1	0.25
	10	ITOH Nozomi	-	-	-	-	0.00
	11	INOUE Arisa	-	-	1	1	0.00
	12	SAKAMOTO Nanaka	-	-	-	-	0.00
Team Totals			43	1	105	149	10.75

Non-Scoring Reception	No	Name	Excellents	Faults	Serve Receptions	Total Attempts	Succ %
	1	SUZUKI Yuko	-	-	-	-	0.00
	2	TASHIRO Kanami	-	-	-	-	0.00
	3	NOMOTO Rika	-	-	-	-	0.00
	4	SHIMAMURA Haruyo	-	-	2	2	0.00
	5	HORIKAWA Mari	-	-	-	-	0.00
	6	TORIGOE Miku	12	-	7	19	63.16
	7	TAKAHASHI Saori	11	2	20	33	33.33
	8	OTAKE Riho	1	-	-	1	100.00
	9	MURANAGA Nao	4	1	8	13	30.77
	10	ITOH Nozomi	-	-	-	-	0.00
	11	INOUE Arisa	1	-	7	8	12.50
	12	SAKAMOTO Nanaka	3	-	5	8	37.50
Team Totals			32	3	49	84	38.10

LEGEND

Avg Average Eff% Efficiency Succ% Success %

Timing and Results provided by Tissot





Cumulative Statistics by Skills


스킬별 누적통계

KAZ - Kazakhstan

AFTER 1 MATCH

Scoring Spike	No	Name	Spikes	Faults	Shots	Total Attempts	Eff %	
	1	GORDEYEVA Yelena	7	4	7	18	16.67	
	4	CHUMAK Irina	-	2	4	6	0.00	
	5	RYLOVA Valeriya	-	-	-	-	0.00	
	6	AKILOVA Natalya	6	2	2	10	40.00	
	7	RAZORENKOVA Yekaterina	2	2	2	6	0.00	
	8	SHENBERGER Irina	4	3	11	18	5.56	
	10	DANILOVA Regina	-	-	-	-	0.00	
	11	ROSTOVCHSHIKOVA Anastassiya	-	2	4	6	0.00	
	12	AIZHARIKHOVA Ainagul	3	-	4	7	42.86	
	15	BATKULDINA Aliya	-	-	-	-	0.00	
	17	MARATOVA Ardak	-	1	2	3	0.00	
	18	KOLOMOYETS Anastassiya	5	1	2	8	50.00	
	Team Totals			27	17	38	82	12.20

Scoring Block	No	Name	Kill Blocks	Faults	Rebounds	Total Attempts	Avg by Set	
	1	GORDEYEVA Yelena	-	-	1	1	0.00	
	4	CHUMAK Irina	-	1	-	1	0.00	
	5	RYLOVA Valeriya	-	-	-	-	0.00	
	6	AKILOVA Natalya	-	3	2	5	0.00	
	7	RAZORENKOVA Yekaterina	-	-	1	1	0.00	
	8	SHENBERGER Irina	-	-	2	2	0.00	
	10	DANILOVA Regina	-	-	-	-	0.00	
	11	ROSTOVCHSHIKOVA Anastassiya	-	1	-	1	0.00	
	12	AIZHARIKHOVA Ainagul	-	1	4	5	0.00	
	15	BATKULDINA Aliya	-	-	-	-	0.00	
	17	MARATOVA Ardak	-	-	-	-	0.00	
	18	KOLOMOYETS Anastassiya	1	1	5	7	0.33	
	Team Totals			1	7	15	23	0.33

Scoring Service	No	Name	Aces	Faults	Serve Hits	Total Attempts	Avg by Set	
	1	GORDEYEVA Yelena	1	-	4	5	0.33	
	4	CHUMAK Irina	-	-	2	2	0.00	
	5	RYLOVA Valeriya	-	-	-	-	0.00	
	6	AKILOVA Natalya	1	1	6	8	0.33	
	7	RAZORENKOVA Yekaterina	-	-	3	3	0.00	
	8	SHENBERGER Irina	-	1	2	3	0.00	
	10	DANILOVA Regina	-	-	3	3	0.00	
	11	ROSTOVCHSHIKOVA Anastassiya	-	-	1	1	0.00	
	12	AIZHARIKHOVA Ainagul	-	-	2	2	0.00	
	15	BATKULDINA Aliya	-	-	-	-	0.00	
	17	MARATOVA Ardak	1	-	1	2	0.33	
	18	KOLOMOYETS Anastassiya	1	1	7	9	0.33	
	Team Totals			4	3	31	38	1.33

Team	Opponent Errors & Team Faults	7	1





Cumulative Statistics by Skills


스킬별 누적통계

KAZ - Kazakhstan

AFTER 1 MATCH

Non-Scoring Dig	No	Name	Digs	Faults	Receptions	Total Attempts	Avg by Set
	1	GORDEYEVA Yelena	1	1	16	18	0.33
	4	CHUMAK Irina	-	-	1	1	0.00
	5	RYLOVA Valeriya	1	6	10	17	0.33
	6	AKILOVA Natalya	-	3	5	8	0.00
	7	RAZORENKOVA Yekaterina	-	2	1	3	0.00
	8	SHENBERGER Irina	1	1	9	11	0.33
	10	DANILOVA Regina	-	-	-	-	0.00
	11	ROSTOVCHSHIKOVA Anastassiya	-	-	1	1	0.00
	12	AIZHARIKHOVA Ainagul	-	-	4	4	0.00
	15	BATKULDINA Aliya	-	1	-	1	0.00
	17	MARATOVA Ardak	-	-	-	-	0.00
	18	KOLOMOYETS Anastassiya	-	1	-	1	0.00
	Team Totals			3	15	47	65

Non-Scoring Set	No	Name	Running Sets	Faults	Still Sets	Total Attempts	Avg by Set
	1	GORDEYEVA Yelena	-	-	-	-	0.00
	4	CHUMAK Irina	-	-	3	3	0.00
	5	RYLOVA Valeriya	-	-	5	5	0.00
	6	AKILOVA Natalya	17	2	35	54	5.67
	7	RAZORENKOVA Yekaterina	1	-	1	2	0.33
	8	SHENBERGER Irina	-	-	-	-	0.00
	10	DANILOVA Regina	-	-	-	-	0.00
	11	ROSTOVCHSHIKOVA Anastassiya	-	-	2	2	0.00
	12	AIZHARIKHOVA Ainagul	1	-	1	2	0.33
	15	BATKULDINA Aliya	1	-	7	8	0.33
	17	MARATOVA Ardak	-	-	-	-	0.00
	18	KOLOMOYETS Anastassiya	-	-	-	-	0.00
	Team Totals			20	2	54	76

Non-Scoring Reception	No	Name	Excellents	Faults	Serve Receptions	Total Attempts	Succ %
	1	GORDEYEVA Yelena	7	2	4	13	53.85
	4	CHUMAK Irina	-	-	-	-	0.00
	5	RYLOVA Valeriya	3	-	12	15	20.00
	6	AKILOVA Natalya	-	-	-	-	0.00
	7	RAZORENKOVA Yekaterina	3	-	5	8	37.50
	8	SHENBERGER Irina	3	1	13	17	17.65
	10	DANILOVA Regina	-	1	1	2	0.00
	11	ROSTOVCHSHIKOVA Anastassiya	-	-	5	5	0.00
	12	AIZHARIKHOVA Ainagul	-	1	-	1	0.00
	15	BATKULDINA Aliya	-	-	-	-	0.00
	17	MARATOVA Ardak	-	1	2	3	0.00
	18	KOLOMOYETS Anastassiya	-	-	-	-	0.00
	Team Totals			16	6	42	64

LEGEND			
Avg	Eff%	Succ%	
Average	Efficiency	Success %	

Timing and Results provided by Tissot





Cumulative Statistics by Skills


스킬별 누적통계

THA - Thailand

AFTER 1 MATCH

Scoring Spike	No	Name	Spikes	Faults	Shots	Total Attempts	Eff %
	2	PANNOY Piyanut	-	-	-	-	0.00
	3	PHANUSIT Em Orn	-	-	2	2	0.00
	4	NUEKJANG Thatdao	10	1	4	15	60.00
	5	THINKAOW Pleumjit	8	1	7	16	43.75
	6	SITTIRAK Onuma	28	4	25	57	42.11
	9	PINSUWAN Khatthalee	-	-	-	-	0.00
	10	APINYAPONG Wilavan	8	2	14	24	25.00
	12	CHAISRI Tapaphaipun	7	5	11	23	8.70
	13	TOMKOM Nootsara	-	-	3	3	0.00
	15	KANTHONG Malika	-	3	11	14	0.00
	17	KAMULTHALA Kaewkalaya	-	-	-	-	0.00
	19	PANKAEW Parinya	-	-	-	-	0.00
Team Totals			61	16	77	154	29.22

Scoring Block	No	Name	Kill Blocks	Faults	Rebounds	Total Attempts	Avg by Set
	2	PANNOY Piyanut	-	-	-	-	0.00
	3	PHANUSIT Em Orn	-	1	-	1	0.00
	4	NUEKJANG Thatdao	2	6	9	17	0.50
	5	THINKAOW Pleumjit	4	5	9	18	1.00
	6	SITTIRAK Onuma	3	3	5	11	0.75
	9	PINSUWAN Khatthalee	-	-	-	-	0.00
	10	APINYAPONG Wilavan	-	2	2	4	0.00
	12	CHAISRI Tapaphaipun	-	5	5	10	0.00
	13	TOMKOM Nootsara	-	3	6	9	0.00
	15	KANTHONG Malika	-	2	4	6	0.00
	17	KAMULTHALA Kaewkalaya	-	-	-	-	0.00
	19	PANKAEW Parinya	-	-	-	-	0.00
Team Totals			9	27	40	76	2.25

Scoring Service	No	Name	Aces	Faults	Serve Hits	Total Attempts	Avg by Set
	2	PANNOY Piyanut	-	-	-	-	0.00
	3	PHANUSIT Em Orn	-	-	1	1	0.00
	4	NUEKJANG Thatdao	-	2	6	8	0.00
	5	THINKAOW Pleumjit	1	2	18	21	0.25
	6	SITTIRAK Onuma	1	5	4	10	0.25
	9	PINSUWAN Khatthalee	-	-	3	3	0.00
	10	APINYAPONG Wilavan	-	3	19	22	0.00
	12	CHAISRI Tapaphaipun	1	-	12	13	0.25
	13	TOMKOM Nootsara	1	1	21	23	0.25
	15	KANTHONG Malika	-	1	-	1	0.00
	17	KAMULTHALA Kaewkalaya	-	-	-	-	0.00
	19	PANKAEW Parinya	-	-	-	-	0.00
Team Totals			4	14	84	102	1.00

Team	Opponent Errors & Team Faults	26	1
------	-------------------------------	----	---





Cumulative Statistics by Skills


스킬별 누적통계

THA - Thailand

AFTER 1 MATCH

Non-Scoring Dig	No	Name	Digs	Faults	Receptions	Total Attempts	Avg by Set
	2	PANNOY Piyanut	2	-	16	18	0.50
	3	PHANUSIT Em Orn	-	-	1	1	0.00
	4	NUEKJANG Thatdao	-	-	2	2	0.00
	5	THINKAOW Pleumjit	-	-	3	3	0.00
	6	SITTIRAK Onuma	-	4	8	12	0.00
	9	PINSUWAN Khatthalee	-	-	-	-	0.00
	10	APINYAPONG Wilavan	1	2	20	23	0.25
	12	CHAI SRI Tapaphaipun	1	1	8	10	0.25
	13	TOMKOM Nootsara	2	3	10	15	0.50
	15	KANTHONG Malika	-	-	5	5	0.00
	17	KAMULTHALA Kaewkalaya	-	-	-	-	0.00
19	PANKAEW Parinya	-	-	1	1	0.00	
Team Totals			6	10	74	90	1.50

Non-Scoring Set	No	Name	Running Sets	Faults	Still Sets	Total Attempts	Avg by Set
	2	PANNOY Piyanut	2	-	6	8	0.50
	3	PHANUSIT Em Orn	-	-	-	-	0.00
	4	NUEKJANG Thatdao	-	-	1	1	0.00
	5	THINKAOW Pleumjit	-	-	4	4	0.00
	6	SITTIRAK Onuma	1	-	8	9	0.25
	9	PINSUWAN Khatthalee	-	-	1	1	0.00
	10	APINYAPONG Wilavan	1	-	2	3	0.25
	12	CHAI SRI Tapaphaipun	2	-	4	6	0.50
	13	TOMKOM Nootsara	50	1	49	100	12.50
	15	KANTHONG Malika	-	-	2	2	0.00
	17	KAMULTHALA Kaewkalaya	-	-	-	-	0.00
19	PANKAEW Parinya	1	-	6	7	0.25	
Team Totals			57	1	83	141	14.25

Non-Scoring Reception	No	Name	Excellents	Faults	Serve Receptions	Total Attempts	Succ %
	2	PANNOY Piyanut	6	-	8	14	42.86
	3	PHANUSIT Em Orn	-	-	-	-	0.00
	4	NUEKJANG Thatdao	-	-	-	-	0.00
	5	THINKAOW Pleumjit	-	-	-	-	0.00
	6	SITTIRAK Onuma	1	-	-	1	100.00
	9	PINSUWAN Khatthalee	-	-	-	-	0.00
	10	APINYAPONG Wilavan	10	-	20	30	33.33
	12	CHAI SRI Tapaphaipun	9	1	13	23	39.13
	13	TOMKOM Nootsara	-	-	-	-	0.00
	15	KANTHONG Malika	-	1	7	8	0.00
	17	KAMULTHALA Kaewkalaya	-	-	-	-	0.00
19	PANKAEW Parinya	-	-	-	-	0.00	
Team Totals			26	2	48	76	34.21

LEGEND			
Avg	Eff%	Succ%	
Average	Efficiency	Success %	

Timing and Results provided by Tissot